

COASTAL EFFECTS™  
GLASS MOSAICS WITH GLASS BY OCEANSIDE™

MARAZZI®  
DARE TO BE BOLD™

WALL

MOSAIC



# COASTAL EFFECTS™

Create luxurious designs using Coastal Effects molten glass mosaics. Vibrant color tones in unique color combinations from sapphire blue to rich onyx create ribbons of color in this unique mosaic. On-trend geometric shapes take form in Small Picket, Large Picket and a Trellis accented with antique mirror.

## HOTEL AZZURUM

FINISHES: GLOSSY

USAGE



MATERIAL



PRICING




SPECIAL FEATURES




MOSAIC


**5/8 x 2 SMALL PICKET MOSAIC**  
**12-1/2 x 12 SHEET**




CE20 Pearl (1)



CE21 Sterling (1)



CE22 Sapphire (1)



CE23 Onyx (2)


**1 x 4 LARGE PICKET MOSAIC**  
**12 x 12 SHEET**




CE20 Pearl (1)



CE21 Sterling (1)




CE22 Sapphire (1)



CE23 Onyx (2)

**TRELLIS MOSAIC**  
**13 x 13 SHEET**



CE22 Sapphire (1)



CE23 Onyx (2)



(1) & (2) indicate price groups, (1) being the least expensive.




VISIT MARAZZIUSA.COM/WHYTILE FOR A COMPLETE LIST OF QUALIFICATIONS AND EXCLUSIONS.

FINISHES: GLOSSY



MOSAIC

## SIZES

			Thickness	Sq. Ft./ Carton	Pieces/ Carton
	5/8 x 2 Small Picket Mosaic*	11-1/16" x 12-1/8" Sheet (29.69 cm x 30.81 cm Sheet)	1/8"	9.86	10
	1 x 4 Large Picket Mosaic*	11-1/4" x 11-1/8" Sheet (28.65 cm x 28.27 cm Sheet)	1/8"	8.72	10
	Trellis Mosaic*	13-1/8" x 13-1/8" (33.17 cm x 33.17 cm Sheet)	1/8"	11.80	10

\*ClearFace™ Mount - clear plastic film face-mount

## APPLICATIONS


	Target DCOF wet	Suitable
Dry & Level – Interior Floor	N/A	
Wet & Level – Interior Floor	≥ 0.42	
Shower Floors - Standard Center Drain (Residential or Light Commercial)	≥ 0.42	
Shower Floors - Linear Drain	≥ 0.60	
Exterior Floor Applications (including pool decking & other wet areas with minimal footwear)	≥ 0.60	
Ramps & Inclines	≥ 0.65	
Walls/Backsplashes	N/A	■
Countertops	N/A	
Pool Linings	N/A	

A DCOF value of ≥0.42 is the standard for tiles specified for level interior spaces expected to be walked upon when wet, as stated in ANSI A137.1-A326.3. For more information about DCOF and the DCOF AcuTest™, visit [marazzitile.com/DCOF](http://marazzitile.com/DCOF).

### APPLICATION NOTES:

Suitable for exterior wall applications in freezing and non-freezing climates only, when proper installation methods are followed.

## INSTALLATION

Grout Joint Recommendation	Shade Variation
1/8"	 High Variation

## PERFORMANCE CHARACTERISTICS

	ASTM#	Mosaic Result
Water Absorption	C373	< 0.5%
Breaking Strength	C648	100 lbs
Scratch Hardness	MOHS	4.0
Chemical Resistance	C650	Resistant

For additional information on test results, visit us at: [marazzitile.com/information/TestResults](http://marazzitile.com/information/TestResults).

## NOTES

Random visuals enhance the natural beauty of this product. To achieve optimal results, tile should be selected from multiple cartons and shading arrangement planned prior to installation.

Use of a white latex modified thin-set is recommended for installation.

Since there are variations to all glass products tile and trim supplied for your particular installation may not match samples. Final confirmation should be made from actual tiles and trim prior to installation. Manufactured in accordance with ANSI A137.2 standards.

## FEATURES



All or select items within this series meet the requirements for these qualifications. For more information visit [marazzitile.com](http://marazzitile.com).