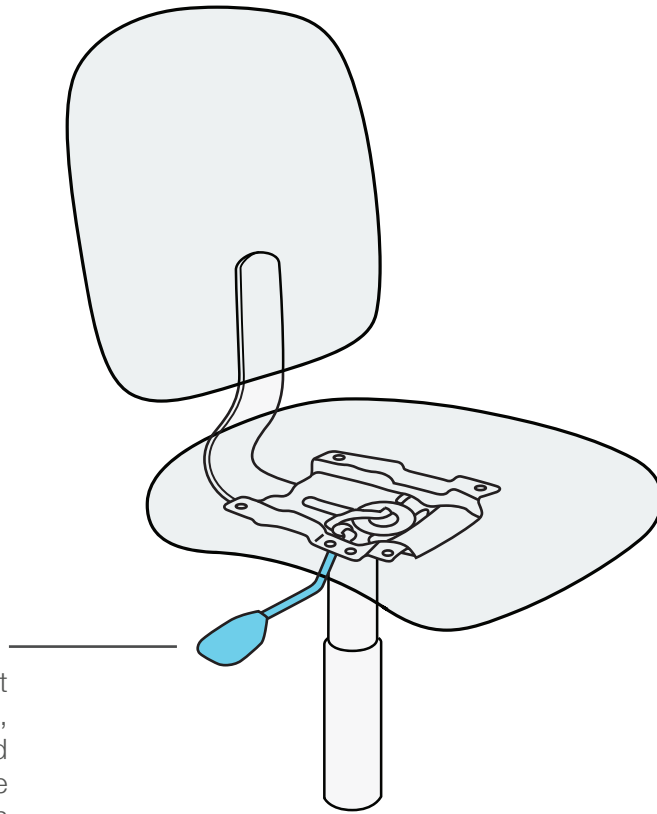


Basic Task (B)

SitOnIt • Seating®

CHAIR ADJUSTMENT INFORMATION



Pneumatic Lift

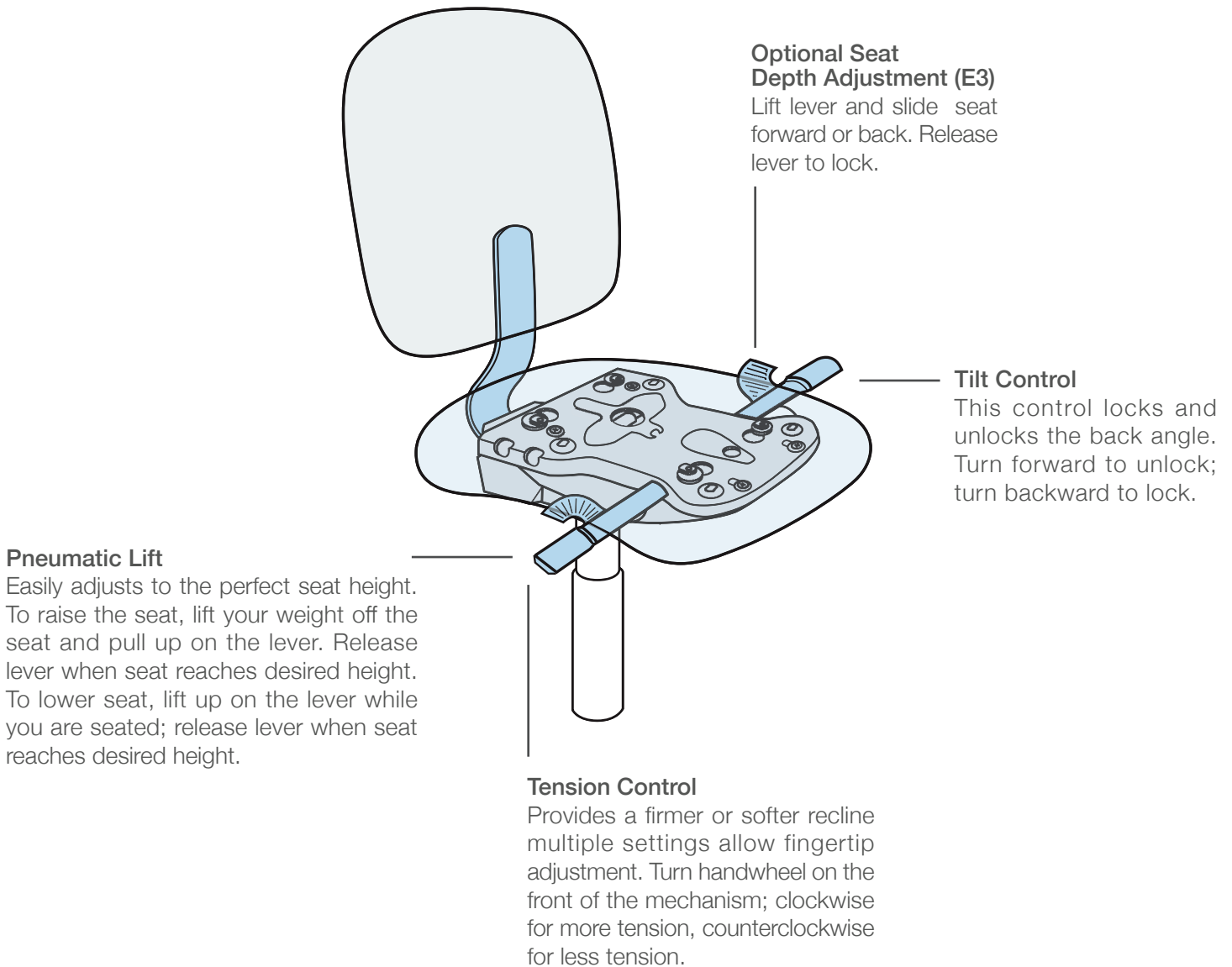
Easily adjusts to the perfect seat height. To raise the seat, lift your weight off the seat and pull up on the lever. Release lever when seat reaches desired height. To lower seat, lift up on the lever while you are seated; release lever when seat reaches desired height.

SitOnIt • Seating®

Enhanced Synchro (Y)

SitOnIt • Seating®

CHAIR ADJUSTMENT INFORMATION



SitOnIt • Seating®

Multi-function (M)

SitOnIt • Seating®

CHAIR ADJUSTMENT INFORMATION

Internal Click-Click

Back Height Adjustment
Allows for custom lumbar support. From a seated position, or while standing, lift up on the back to adjust the back height to one of 5 preset positions. Lift the back to the 6th position to release the internal back height mechanism and return the back to the lowest position.

Adjustable Back Angle

Adjusts the angle of the back to a desired position for a more personal fit. To adjust, lift lever up to adjust to desired position. Push down to lock this position.

Pneumatic Lift

Easily adjusts to the perfect seat height. To raise the seat, lift your weight off the seat and pull up on the lever. Release lever when seat reaches desired height. To lower seat, lift up on the lever while you are seated; release lever when seat reaches desired height.

Forward Tilt

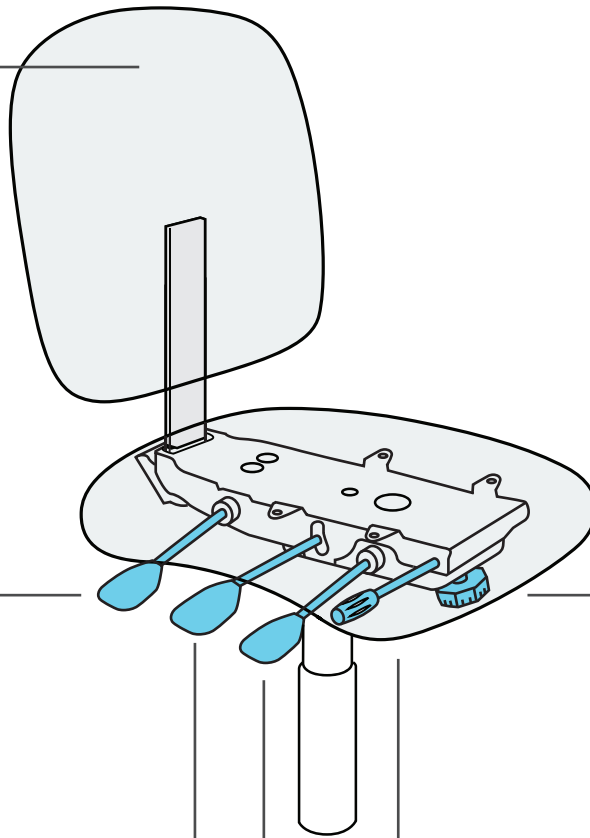
Offers infinite forward tilt up to -5 degrees. The easy to adjust lever allows the user to simply twist the lever to the desired pitch.

Infinite Tilt Lock

Locks your chair in any position and free floats when unlocked. To lock the seat at a particular tilt position, depress the lever. To release the lock and allow the seat to free float, lift the lever.

Tension Control

Provides a firmer or softer recline multiple settings allow fingertip adjustment. Turn handwheel on the front of the mechanism; clockwise for more tension, counterclockwise for less tension.



SitOnIt • Seating®

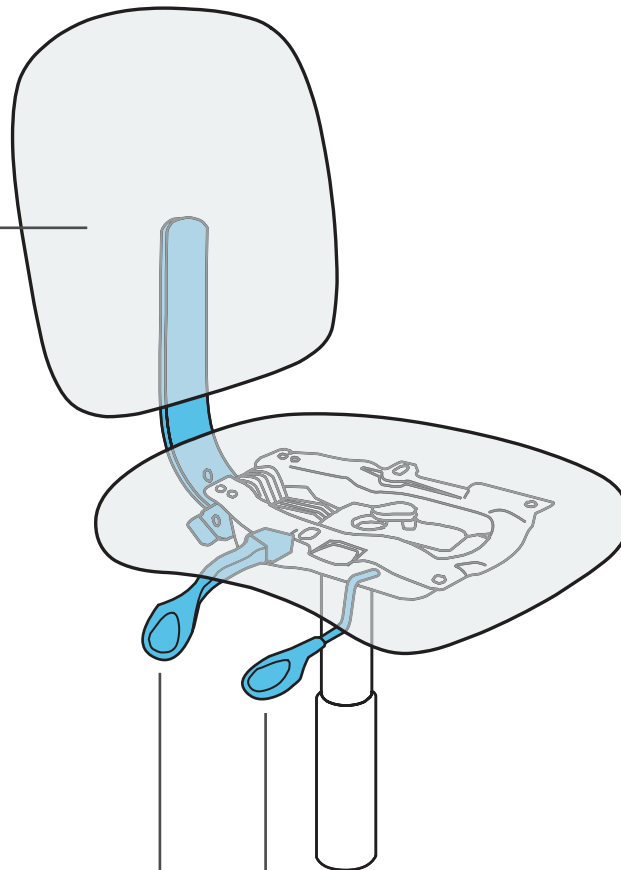
Posture Back (P)

SitOnIt • Seating®

CHAIR ADJUSTMENT INFORMATION

Internal Click-Click

Back Height Adjustment
Allows for custom lumbar support. From a seated position, or while standing, lift up on the back to adjust the back height to one of 5 preset positions. Lift the back to the 6th position to release the internal back height mechanism and return the back to the lowest position.



Adjustable Back Angle

Adjusts the angle of the back to a desired position for a more personal fit. To adjust, lift lever up to adjust to desired position. Push down to lock this position.

Pneumatic Lift

Easily adjusts to the perfect seat height. To raise the seat, lift your weight off the seat and pull up on the lever. Release lever when seat reaches desired height. To lower seat, lift up on the lever while you are seated; release lever when seat reaches desired height.

SitOnIt • Seating®

Swivel Tilt (T)

SitOnIt • Seating®

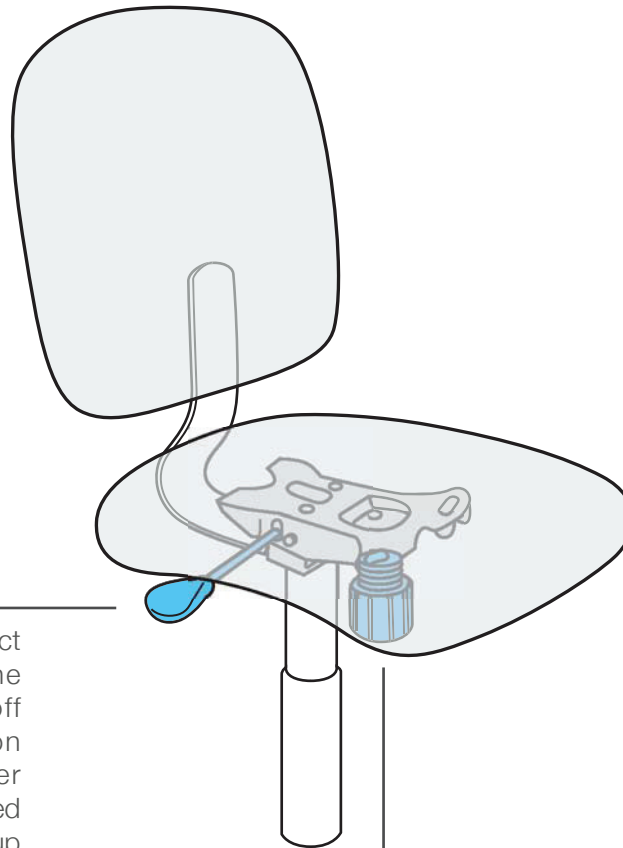
CHAIR ADJUSTMENT INFORMATION

Pneumatic Lift

Easily adjusts to the perfect seat height. To raise the seat, lift your weight off the seat and pull up on the lever. Release lever when seat reaches desired height. To lower seat, lift up on the lever while you are seated; release lever when seat reaches desired height.

Upright Position Tilt Lock

Locks your chair in an upright position for full task support. Pull the paddle out to unlock and free float. Push the paddle in while the seat and back are upright to lock into position.



Tension Control

Provides a firmer or softer recline multiple settings allow fingertip adjustment. Turn handwheel on the front of the mechanism; clockwise for more tension, counterclockwise for less tension.

SitOnIt • Seating®