

- Complies with American National Standard Z358.1
- Galvanized Steel Pipe and Waste Tee with Floor Flange Protected with BradTect® Safety Yellow Coating
- Universal Identification Sign and Inspection Tag Included
- Full, One-Year Warranty
- Classified by Underwriters Laboratory Inc. to ANSI Z358.1

Specifications

Unit design saves space and fits easily into any work environment. Eyewash operates quickly by a large, highly visible push handle. Safe, steady water flow under varying water supply conditions from 30–90 PSI is assured by integral flow control in the sprayhead assembly. NOTE: The ANSI Z358.1 standard requires an uninterrupted supply of flushing fluid at a minimum 30 PSI flowing pressure.



This plumbing fixture is not intended to dispense water for human consumption through drinking or for preparation of food or beverages.

Standard Equipment

Eyewash Bowl

10¾" (273mm) diameter corrosion-resistant stainless steel.

Standard Sprayhead Assembly

Chrome-plated brass sprayhead assembly with twin soft-flow eyewash heads and protective sprayhead covers. Safe, steady water flow under varying water supply conditions from 30–90 PSI is assured by integral flow control in the sprayhead assembly.

Valve

Chrome-plated brass ½" NPT stay-open ball valve. Hand operated by a large, highly visible stainless steel push handle.

Hinged Dust Cover

Stainless steel dust cover keeps contaminants, dust and debris from eye washing area.

Pipe and Fittings

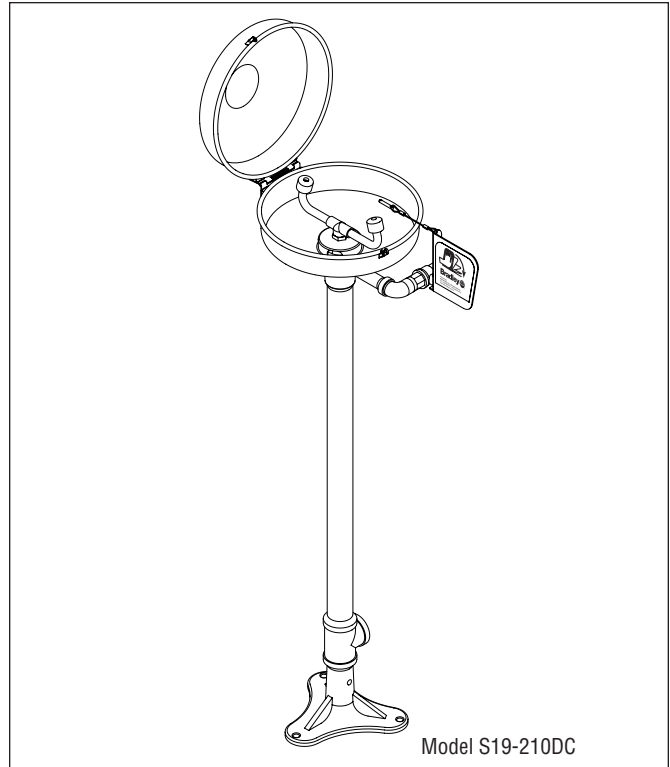
Galvanized steel and waste tee with floor flange protected with BradTect® safety yellow coating.

Waste

1¼" drain fitting furnished.

Water Supply

½" NPT.



Model S19-210DC


| Model | Description |
|------------------------------------|--|
| <input type="checkbox"/> S19-210DC | Pedestal-Mount Eyewash Unit with Hinged Dust Cover |
| <input type="checkbox"/> S19-2000 | Navigator EFX8 – Emergency Thermostatic Mixing Valve |



Recommended Option:

Navigator S19-2000 EFX8
Emergency Thermostatic Mixing Valve

NAVIGATOR



Satisfies ANSI Z358.1
tepid water requirements.

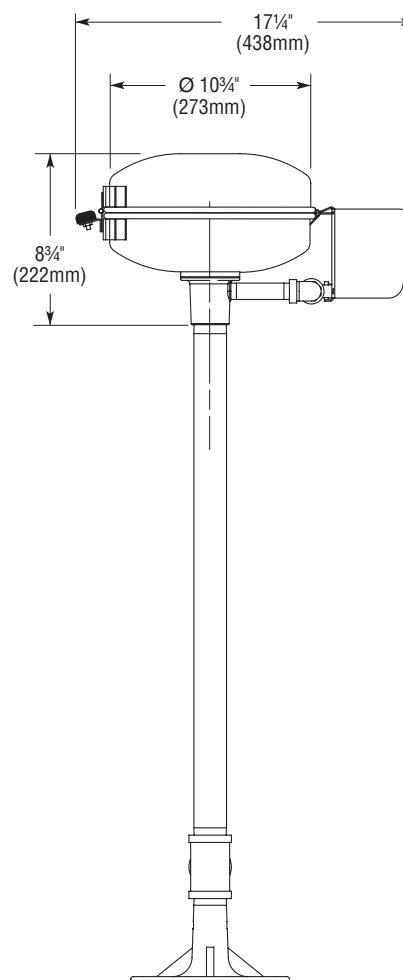
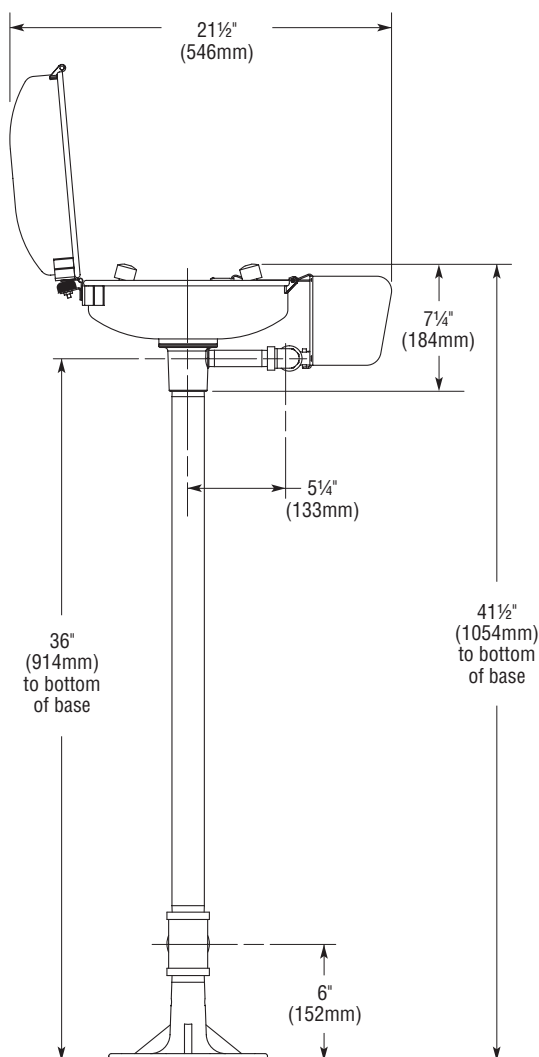
DISCONTINUED



S19-210DC

Pedestal-Mount Eyewash Unit with Hinged Dust Cover

Model S19-210DC



☒ Local codes may require the installation of a backflow prevention valve to complete proper installation. Compliance with local codes is the responsibility of the installer. Valve must be tested annually to verify that it is functioning properly. Backflow prevention valves are not included with the fixture and may be supplied by the contractor or purchased from Bradley Corporation.

☒ All dimensions assume standard thread engagement. Variations in manufacturing allow for $\pm \frac{1}{8}$ " (3mm) per threaded joint. To find the tolerance of a dimension, add the number of thread joints in between a dimension and multiply it by $\frac{1}{8}$ " (3mm).