



GSA prices effective January 30, 2023  
(based on October 3, 2022, commercial price list)  
Published January 2024

## Laboratory Furniture Co/Struc® System

### **General Services Administration Federal Supply Service Authorized Federal Supply Schedule Price List**

Online access to contract ordering information, terms and conditions, up-to-date pricing, and the option to create an electronic delivery order is available through GSA Advantage!®, a menu-driven database system.

The Internet address for GSA Advantage! is [www.gsaadvantage.gov](http://www.gsaadvantage.gov).

Office Furniture  
FSC/PSC 7110/7125  
Contract Number: GS-03F-036DA  
UEI: Q2K3MSZ843D8  
Contract Period: December 21, 2015—December 20, 2025

MillerKnoll, Inc.  
855 East Main Avenue  
Zeeland, Michigan 49464  
(616) 654 3000 Phone  
(616) 654 8278 Fax  
[www.HermanMiller.com/government](http://www.HermanMiller.com/government)

Business Size: Large



# Contract Information

## 1a. Special Item Numbers (SIN)

SIN 33721

Furniture Systems, Computer Furniture, Filing and Storage, Tables and Accessories, Upholstered Seating and Multi-Purpose Seating, Project Management, Reconfiguration and Relocation Services, Design/Layout and Installation Services

SIN 33721P

Packaged Offices

SIN 337127

Modular Laboratory Furniture Systems

SIN 339113H

Healthcare Furniture

SIN OLM

Order-Level Materials (OLMs)

This SIN is only for products and/or services used in direct support of the purchase of new furniture. It requires approval from the ordering Contract Officer. Please contact your local MillerKnoll Inc. representative to discuss the appropriate use of this SIN.

SIN 532289

Leasing

Contact MillerKnoll Inc participating government dealer for current leasing information.

## 1b. Lowest Priced Model

SIN 33721:	BVP3.S	\$7.27
SIN 33127:	TW113	\$5.81
SIN 339113H:	CR900NR	\$483.80

## 1c. Service Rates

Project Management

Furniture Project Manager: \$64.75 per hour  
Furniture Project Coordinator: \$49.00 per hour  
Build-Out Project Manager: \$80.00 per hour

Reconfiguration and Relocation Services

Not to exceed \$55 per hour.

See \* Additional Notes for Installation & Reconfiguration and Relocation Services.

Design/Layout

Not to exceed \$65 per hour.

Installation Services

Not to exceed \$55 per hour (\$82.50 per hour for after-hours Installation).

See \* Additional Notes for Installation & Reconfiguration and Relocation Services.

## 2. Maximum Order

SIN 33721, 337127, NEW, OLM

\$250,000 net product value

SIN 33721P

\$250,000 net value

SIN 339113H

\$500,000 net product value

## 3. Minimum Order

\$100 net

## 4. Geographic Coverage

Continental U.S.

Orders for Alaska, Hawaii, and Puerto Rico will be shipped F.O.B. inland carrier point of exportation.

## 5. Point of Production

Zeeland, Ottawa County, Michigan

Spring Lake, Ottawa County, Michigan

## 6. Pricing

Prices shown are list. Discounts include Industrial Funding Fee.

SIN 33721

Standard Lead Time, Single Order Net Purchase \$100 - 250,000, includes approved Herman Miller Options Products.

Product Line	Discount From List
Action Office 1	73.8%
Action Office 2	73.8%
Aeron	64.5%
Ambit Workspace Solutions	74.3%
Aside	64.2%
C-Style Overhead Storage	73.8%
Canvas Office Landscape Channel	74.8%
Canvas Office Landscape Dock	74.8%
Canvas Metal Desk	74.8%
Canvas Office Landscape Metal Storage	74.8%
Canvas Office Landscape Private Office	74.8%
Canvas Office Landscape Wood Storage	74.8%
Canvas Office Landscape Vista	74.8%
Canvas Office Landscape Wall	74.8%
Caper	61.5%
Commend Nurses Station	73.3%
Cosm	61.7%
Eames® Conference & Dining Tables	73.6%
Easton Family	54.91%
Embody	59.7%
Energy Distribution Systems	73.8%
Ethospace System	73.8%
Everywhere™ Tables	73.8%
Exclave	61.7%
Fuld	59.7%
Headway™ Tables	73.8%
Intent Solution	58.7%

Contract Information

continued

Layout Studio®	60.7%
Lighting	73.8%
Lino	63.7%
Meridian Laterals	67.3%
Meridian Pedestals	64.2%
Meridian Towers	62.7%
Meridian Storage	62.7%
Mirra 2	61.7%
Motia Tables	73.8%
Nemschoff	54.91%
Nevi™ Tables	73.8%
Nevi Link	73.8%
OE1 Boundary	72.8%
OE1 Micro Packs	73.8%
OE1 Storage	72.8%
OE1 Tables and Benching	73.8%
Overlay™	62.7%
Plex® Lounge Furniture	59.5%
Public Office Landscape	61.7%
Renew™ Tables	73.8%
Renew Link	73.8%
Sayl	62.2%
Setu	59.7%
Swoop Lounge Furniture	60.7%
Thrive Portfolio	62.0%
Thrive Portfolio-CBS Products Extension	62.0%
Tu Lateral Files	74.3%
Tu Pedestals	73.8%
Tu Storage	74.3%
Tu Towers	74.3%
Tu Wood Cases	74.3%
Tu Wood Cubbies	74.3%
Tu Wood Credenzas	74.3%
Tu Wood Pedestals	74.3%
Tu Wood Towers	74.3%
Valor™ Family	54.91%
Verus	63.7%
Zeph	60.2%

Services

Please refer to section 19 for Terms and Conditions of Installation/ Reconfiguration and Relocation Services.

Project Management

Services under this SIN may be used only in conjunction with the purchase of new furniture. Please contact your local MillerKnoll Inc. representative to discuss the available labor categories (listed below). The hourly rates listed are “Not To Exceed” or “NTE” values.

Furniture Project Manager: \$64.75 per hour  
Furniture Project Coordinator: \$49.00 per hour  
Build-Out Project Manager: \$80.00 per hour

Reconfiguration and Relocation Services

Reconfiguration and Relocation Services will be provided by MillerKnoll Inc. or its participating dealer based on a fee not to exceed \$55 per hour.

See \* Additional Notes for Installation & Reconfiguration and Relocation Services.

Design/Layout

Design service will be provided by MillerKnoll Inc. or its participating dealer based on a fee not to exceed \$65 per hour.

Installation Services

Installation Services will be provided by MillerKnoll Inc. or its participating dealer based on a fee not to exceed \$55 per hour (\$82.50 per hour for after-hours Installation).

See \* Additional Notes for Installation & Reconfiguration and Relocation Services.

SIN 337127

Standard Lead Time, Single Order Net Purchase \$100 - 250,000, includes approved Herman Miller Options Products.

Product Line	Discount From List
Action Lab	58.5%
Compass System	58.5%
Co/Struc System	58.5%
Healthcare Carts	18.0%
Mora System	58.5%
Bedside Cabinets	58.5%

SIN 33721P

Packaged Office Furniture - Maximum Order \$250,000 (net).

Includes packaged furniture solutions for customers needing to furnish an office.

SIN 339113H

Standard Lead Time, Single Order Net Purchase \$100 - 500,000, includes approved Herman Miller Options Products.

Product Line	Discount From List
Nemschoff Healthcare Furniture	54.91%

7. Quantity Discounts

Reference item #6.

8. Payment Terms

Net 30 days

9. Foreign Items

None

10. Time of Delivery

- a. 90 day ARO
- b. Expedited delivery: Items listed in the 10-Day section of the catalogs are available for expedited delivery.
- c. Overnight/2-day delivery: Select items may be available for overnight or 2-day delivery. Contact MillerKnoll Inc. or a participating dealer for availability and rates.
- d. Urgent requirements: Agencies may contact contractor or participating dealer to request faster delivery.

11. F.O.B.

F.O.B. destination except Alaska, Hawaii, and Puerto Rico, which will be shipped F.O.B. inland carrier point of exportation.

# Contract Information

*continued*

## 12. Ordering Address

- a. MillerKnoll Inc.  
Government Customer Care 0161  
855 East Main Avenue  
Zeeland MI 49464.
- b. For supplies and services, the ordering procedures information on Blanket Purchase Agreements (BPA's) are found in Federal Acquisition Regulation (FAR) 8.405-3.

## 13. Payment Address.

MillerKnoll Inc.  
22764 Network Place  
Chicago, IL 60673-1227

## 14. Warranty

MillerKnoll Inc. commercial warranty applies.

## 15. Export Packing Charge

Prices supplied on request.

## 16. Rental Maintenance and Repair Terms

Not applicable

## 17. Terms and Conditions of Installation/Reconfiguration and Relocation Services

\* Additional Notes for Installation & Reconfiguration and Relocation Services:

FOB Destination (Drop Ship): Price includes product delivery to the site, brought to the tailgate of the truck. The purchaser is responsible for unloading.

Prices effective up to the maximum order by SIN only. Above the MO, pricing shall be negotiated on a case-by-case basis between the client and local dealer.

Standard Services are Subject to the Following Conditions:

Installation will be performed during normal weekday working hours.

Adequate facilities for delivery, unloading, moving and staging/storing the product during the installation process shall be provided.

Service work will not be hindered by other trades.

Electric, heat, and adequate elevator service will be furnished without charge.

The immediate installation area shall be complete and free of debris including the carpet/flooring before installation commences.

Any work requiring a licensed electrician is the responsibility of the buyer.

Additional Charges May Apply For:

Major Metro Markets and any non-ground floor installation.

Major Metro Markets include large population centers and urban environments.

Installation in a clinical/medical environment.

Special restrictions or limits established by local laws,

ordinances or the directions of the buyer, including but not limited to restrictions on transportations of materials, street access to the job site and/or dock facilities.

Installations outside of a 50 mile radius of the servicing dealer.

Local Prevailing Wage and/or Union Labor Rates.

Any additional charges shall be quoted by the dealer and approved by the buyer prior to performance of the work.

## 18. Terms and Conditions of Repair Parts

Not applicable

## 19. Service and Distribution Points

For service and distribution points nearest you, call (800) 851 1196.

## 20. Participating Dealers

Access Herman Miller web site for current list of participating dealers: [www.HermanMiller.com/where-to-buy/contact-a-dealer/](http://www.HermanMiller.com/where-to-buy/contact-a-dealer/). Select your market by using the filter.

## 21. Preventive Maintenance

Not applicable

## 22a. Special Attributes.

2022

MillerKnoll earns its 15th consecutive perfect score in Human Rights Campaign Foundation's 2022 Corporate Equality Index.

2021

The OE1 Trolley and Micro Packs are both winners of the 2021 Archiproducts international design competition in the Office Category.

MillerKnoll is named to Michigan's Best and Brightest in Wellness List for 2021.

MillerKnoll is awarded Platinum Rating in CSR by EcoVadis.

OE1 is named winner of Wallpaper's "Most Futuristic Furniture" Category as part of their first-ever Smart Space Awards.

OE1 receives the Workplace category award from Fast Company's 2021 Innovation by Design Awards.

MillerKnoll is named to Fast Company's Annual List of the World's Most Innovative Companies for 2021.

MillerKnoll is recognized as a "Disclosure Leader" by the Chemical Footprint Project (CFP).

MillerKnoll earns its 14th consecutive perfect score in Human Rights Campaign Foundation's 2021 Corporate Equality Index.

# Contract Information

*continued*

MillerKnoll is named to Newsweek's List of America's Most Responsible Companies 2021.

Great Lakes Women's Business Council awards MillerKnoll for "Excellence in Supplier Diversity" in the Best In Class category.

2020

Herman Miller is recognized with a 2020 FSC® Leadership Award for our commitment to responsible forestry management.

Herman Miller is named one of Investor's Business Daily Top 50 Best ESG (Environmental, Social, and Corporate Governance) Companies.

Working Mother names Herman Miller as one of the Best Companies for Dads.

Herman Miller is awarded Platinum Rating in CSR by EcoVadis.

Herman Miller is named Diversity Inc 2020 Noteworthy Company for recruitment efforts, employee development opportunities, leadership accountability, and supplier diversity.

Cosm, by Studio 7.5, receives an iF Gold Award in the Office and Industry category at the iF World Design Awards 2020.

Herman Miller earns its 13th consecutive perfect score in Human Rights Campaign Foundation's 2020 Corporate Equality Index.

2019

Mora System casework, designed by Collective Ten for Herman Miller, receives silver in the Industrial and Life Science Design/Medical Furniture category at the European Product Design Awards.

Mora System casework is awarded GOOD DESIGN Award 2019, selected for design excellence and innovation.

National Minority Supplier Diversity Council (NMSDC) names Herman Miller as the 2019 Class 1 Corporation of the Year for leadership in supplier diversity.

TIME Magazine names Cosm to its list of 100 Best Inventions of 2019.

Herman Miller is named #12 Overall and #2 in Manufacturing on Investor's Business Daily Best ESG (Environmental, Social, Governance) Companies.

Herman Miller is recognized as a silver level Certified Veteran-Friendly Employer by the Michigan Veterans Affairs Agency for its commitment to veteran hiring, retention, and development.

For the second year in a row, Herman Miller receives a Gold Medal from EcoVadis in recognition of Corporate Social Responsibility achievement measured in categories of environment, labor and human rights, ethics, and sustainable procurement.

Herman Miller is named "Frontrunner" in Chemical Footprint Project by Clean Production Action for our chemical management policies and practices.

Herman Miller receives International Interior Design Association and Contract's best showroom design award in the "Large Showroom" category at NeoCon.

Herman Miller earns its 12th consecutive perfect score in Human Rights Campaign Foundation's 2019 Corporate Equality Index.

Cosm, designed by Studio 7.5 for Herman Miller, receives a Red Dot Best of the Best Product Design Award in the "Office Chairs" category.

Lino, designed by Sam Hecht and Kim Colin for Herman Miller, receives an iF Design Award in the Product Design category.

2018

Overlay, designed by Birsell+Seck, receives Interior Design Best of Year Award in the Partitions and Wall Systems category.

Herman Miller receives the "Corporation of the Year" in consumer products award from the Michigan Minority Supplier Development Council.

Herman Miller achieves the Advanced Excellence in Supplier Diversity Award from the Great Lakes Women's Business Council for doing business with women-owned suppliers.

Great Lakes Women's Business Council awards Herman Miller for "Excellence in Supplier Diversity" in the Advanced category.

WEConnect awards Herman Miller an Honorable Mention for global supplier diversity initiatives.

As one of the top-scoring companies in the industry for the 14th consecutive year, Herman Miller has qualified for inclusion in RobecoSAM's 2018 Sustainability Yearbook and receives the Silver Class distinction for excellent sustainability performance—economic, environmental, and social.

For the 11th consecutive year, Herman Miller receives a perfect score on the Human Rights Campaign Foundation's Corporate Equality Index and is designated as Best Place to Work for LGBT equality. This report evaluates U.S. companies in terms of diversity, particularly LGBT-related policies and practices.

# Contract Information

*continued*

Herman Miller receives Gold Medal from EcoVadis in recognition of Corporate Social Sustainability achievement measured in categories of environment, labor and human rights, ethics, and sustainable procurement. EcoVadis operates the first web-based collaborative platform that allows companies to assess the environmental and social performance of their global suppliers.

Aeron receives Good Design Award from The Chicago Athenaeum Museum of Architecture and Design.

The Cosm Chair wins Mix Interiors “Product of the Year—Task” award.

## 2017

Herman Miller receives “Rising Star Award” from the Michigan Veterans Affairs Agency (MVAA) for exhibiting new and novel approaches to veteran recruitment and hiring.

Herman Miller is named the 2017 “Corporation of the Year” in the consumer products sector by the Michigan Minority Supplier Development Council (MMSDC).

Herman Miller receives a 2017 SEAL (Sustainability, Environmental Achievement and Leadership) Business Sustainability Award. SEAL Award winners are determined by a holistic methodology measuring applicants against established benchmarks that demonstrate impact and progress toward creating a healthy planet and a sustainable future.

Herman Miller earns the 4 Star Diversity Visionary Award. This award celebrates the diversity, equality, and inclusion work of Herman Miller. The award is presented at the annual Diversity Equity Inclusion Summit, held by the Grand Rapids Area Chamber of Commerce.

Herman Miller is named one of the Best and Brightest in Wellness for the 5th year in a row.

Herman Miller earns its 10th consecutive perfect score in Human Rights Campaign Foundation’s 2017 Corporate Equality Index.

As one of the top-scoring companies in the industry for the 13th consecutive year, Herman Miller has qualified for inclusion in RobecoSAM’s 2017 Sustainability Yearbook and receives the Bronze Class distinction for excellent economic, environmental, and social sustainability performance. The selection criteria for inclusion in the Yearbook becomes more rigorous each year, and only the top 15 percent of companies within each industry are selected.

Herman Miller once again earns the WorldatWork Seal of Distinction, a unique standard of excellence in work-life effectiveness that shows we provide a distinct, mutually beneficial workplace experience. Herman Miller is the only furniture manufacturer among the 160 companies across the U.S. and Canada honored with the award.

Herman Miller’s Mora wins Nightingale Silver Award in the “Furniture Collections” category at the 2017 Healthcare Design Conference.

## 2016

Herman Miller earns 9th consecutive perfect score in Human Rights Campaign Foundation’s Corporate Equality Index and is designated as Best Place to Work for LGBT equality.

Herman Miller is recognized as the Business of the Year at the Annual Meeting of the West Michigan Environmental Action Council (WMEAC) for being an outstanding partner in support of the growth of WMEAC’s programs. WMEAC’s award goes to the business with the greatest depth and breadth of support, unwavering dedication to environmental action in West Michigan, and a strong corporate commitment to environmental advocacy.

The 101 Best and Brightest Sustainable Companies once again (5th consecutive year) recognizes Herman Miller as an organization in Michigan (and for the first time, in the nation) that exhibits leadership and innovation in its approach to sustainability. This award celebrates those companies that are making their businesses more sustainable, the lives of their employees better, and the community, both locally and globally, more responsible as a whole.

Herman Miller is recognized by the Michigan Minority Supplier Development Council (MMSDC) as a “Corporation of the Year”. Additionally, we are the only West Michigan company this year to receive an “Ambassadors Championing Excellence” Award from the MMSDC.

Herman Miller is recognized with “2016 Excellence in Supplier Diversity Award” from the Great Lakes Women’s Business Council.

Herman Miller is recognized as a 2016 Healthiest 100 Workplace in America, ranking 49th in the country for our commitment to health and exceptional corporate wellness programming.

Herman Miller receives the Best and Brightest in Wellness Award for the 4th year in a row. This program is an innovative initiative that recognizes and celebrates quality and excellence in health awareness.

The Michigan Occupational Safety and Health Administration renews Herman Miller’s “Star” status, the highest workplace safety and health designation, for the Hickory facility in Spring Lake.

Plex Lounge Furniture from Herman Miller receives #MetropolisLikes award at NeoCon 2016.

Plex Lounge Furniture from Herman Miller receives Interior Design HIP Award for Workplace Seating/Lounge at NeoCon 2016.

Herman Miller is named a 2016 Women on Boards Winning Company. Companies selected for this recognition are considered champions of board diversity as 20 percent or more of their board seats are occupied by women.

Herman Miller is selected for inclusion in the 2016 RobecoSAM Sustainability Yearbook for the 12th consecutive year.

# Contract Information

*continued*

Herman Miller again earns the WorldatWork Work-Life 2016 Seal of Distinction. This award identifies organizations that focus on programs that promote work-life balance and overall well-being.

## **22b. Section 508 Compliance**

Not applicable

## **23. Unique Entity ID: Q2K3MSZ843D8**

## **24. Registered in System for Award Management ([www.SAM.gov](http://www.SAM.gov)) Database**

## **25. Cancellation**

Prior to production, no cancellation charge will apply. After production, only actual cost incurred that the contractor can demonstrate if items are sold after 3 months.

## **26. Restocking Charges**

Agencies must notify the contractor for authorization prior to returning any items. The customer agency will be required to pay all packaging and return freight charges. A restocking fee of 50% for Systems Furniture and 35% for all other product lines will be charged for any returned items.

Returns and restocking policy is not applicable to Options products, products under SIN 337127, 339113H and Nemschoff products.

## **MillerKnoll Inc. Miscellaneous Information:**

Federal ID Number: 38-0837640

Commercial and Government Entity Code (CAGE): 40636

Data Universal Numbering System (DUNS) 00-601-2801

Commercial Entity Code (CEC): 00702290J



<b>Introduction</b>	<b>page 2</b>
<b>Co/Struc® System</b>	<b>3</b>
Structure	5
Work Surfaces	68
Storage	111
Transport	197
<b>Indices</b>	<b>203</b>
By Name	203
By Number	205
<b>Appendices</b>	
20-Day or Less/Assigned Lead-Time Order Information - Healthcare	
Packaging/Keyed-Alike Information-Co/Struc System	
<b>For the latest materials information, refer to the Materials pages on <a href="http://HermanMiller.com">HermanMiller.com</a>.</b>	

# Introduction

## A Note on the Organization of This Book

There are a few signals that will help you understand the organization of this book. Once you know them, you should be able to find your way around easily.

### Like a newspaper, this book is formatted with columns of text and illustrations that run vertically.

Information wraps from one column to the next and continues for as many pages as it needs to.

### Black bars are clues.

A black bar at the top of a page signals the start of information about a product.

This information is divided into two sections, each signaled by a black bar. Product Information includes a description, additional notes, and dimensional drawings. Specification Information, which always begins at the top of a column, includes a series of steps. Each step represents a decision you need to make in order to complete your product number. Steps must be followed sequentially. The number of pages needed to complete information on a product varies; some will be complete in one page; others may fill three or four pages. Just continue going through the steps until you run into the next product, signaled by the black bar at the top of the page.

Black tabs running along the outside edge of the page help you locate what section you are in or what section you want to go to. You can thumb forwards or backwards to find a section; tabs and text appear on both sides of the page.

The additional pages in the back of the book include the appendices and indices. They are signaled by a long black bar running along the outside edge of the page.

### The index is presented two ways.

The first index is in alphabetical order by product name. It can be helpful if you are new to the products and numbering scheme or if you are looking for a type of product, such as work chair or round table.

The second index is by product number. It lists, in alphanumeric order, the base product number, typically a five-digit number.

## General Information

This book is effective January 30, 2023, subject to change without notice. Products may be purchased from authorized Herman Miller dealers who will quote prices upon request. For more information about our products and services or to see a list of dealers, visit [www.HermanMiller.com](http://www.HermanMiller.com).


All prices are list prices. Additional services, such as planning services, design, storage, and installation, are not included and must be added to these prices when the additional services are requested.


Illustrations, specifications, and prices are based on the latest information at the time of publication. The right is reserved to make changes at any time without notice in prices, fabrics, finishes, materials, specifications, and models, and also to discontinue models and finishes.

Dimensions shown in the drawings are engineering drawing dimensions rounded up to the nearest 1/8". Product is shipped set up or knocked down. Products that include "Shipped knocked down" in the description require some assembly. If this statement does not appear in the description, the product is shipped assembled.

Service problems are normally handled by a Herman Miller authorized dealer. Where this cannot be accomplished on a local level, service problems should be referred to the Customer Care Representative for your region, Herman Miller, Inc., Zeeland, Michigan 49464.

### 20-Day or Less/Assigned Lead-Time Shipments

All products and options in this price book not designated by an Assigned Program icon  will ship in **20 business days or less** after being acknowledged by Herman Miller.

Products and options designated by an  are on the assigned lead-time program and may ship in 20 days, less than 20 days, or more than 20 days from order acknowledgement.

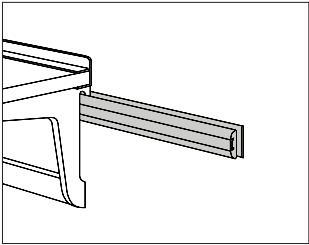
Structure

Work Surfaces

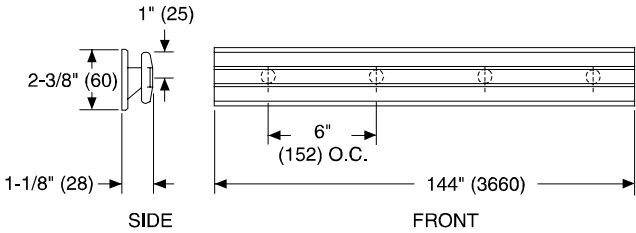
Storage

Transport





Product Information
Description
This assembly attaches to a wall and supports Co/Struc hanging components. It includes a 12' rail, a 12' cover strip, a 12' back plate, 25 stand-offs, and 5 spacers.
Notes
To attach assembly to wall, order rail hardware (CO28441, or CO28541) separately.
To finish end, order end cap for standard or seismic rail (CO338) separately.
When seismic components are required, order seismic wall rail (CO479) instead of standard rail (CO282).
Dimensions

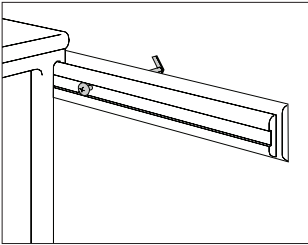


Specification Information		
Step 1.		
CO282FF		\$419
Step 2. Surface Finish		
HF	inner tone light	+\$0
LT	light tone	+\$0
LU	soft white	+\$0
WN	warm grey neutral	+\$0

Co/Struc® Structure

Rail Hardware

C0284  
C0285



Co/Struc® Structure

Product Information

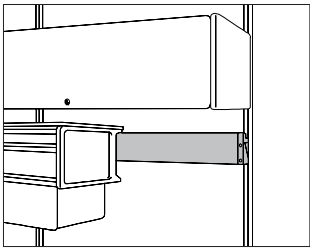
Description  
This package contains enough fasteners to install 12' of standard rail.  
Package contains 300 fastener sets.  
The 3" sheet metal screws with plastic anchors are #14, flat-head, Phillips-drive screws with 1 3/8"-long plastic anchors. The 4" toggle bolts with wall bushings are 1/4"-20, flat-head, Phillips-drive toggle bolts.

Specification Information

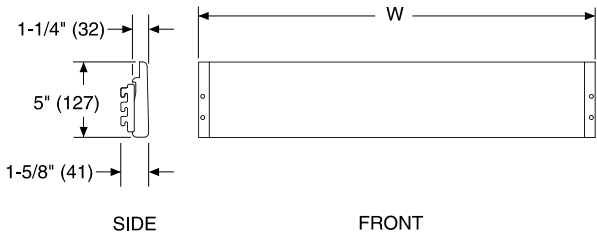
Step 1.	
C028	
Step 2. Hardware	
441	3" sheet metal screws with plastic anchors
541	4" toggle bolts with wall bushings
Prices for Steps 1-2.	
C028441	\$313
C028541	\$973

Adapter Rail

C1610.



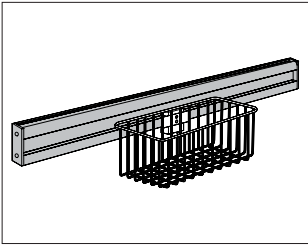
Product Information
Description
This rail attaches to a panel, a module, or wall strips to support Co/Struc hanging components or a storage case in a straight-line configuration. It does not hang directly on a wall. 2 rails are required to hang a locker from an open panel frame or glazed panel.
Dimensions



Specification Information
Step 1.
C1610.
Step 2. Width
24 24" wide
30 30" wide
36 36" wide
42 42" wide
48 48" wide
60 60" wide
Prices for Steps 1-2.
C1610. 24 \$276
30 \$288
36 \$302
42 \$329
48 \$349
60 \$389
Step 3. Surface Finish
HF inner tone light +\$0
LT light tone +\$0
LU soft white +\$0
WN warm grey neutral +\$0

Co/Struc® Structure

Equipment Rail, Wall MountedC1170.



Co/Struc® Structure

Product Information

Description

This aluminum rail attaches to an architectural wall. It holds work tools or accessories and can be field cut to the appropriate width. The rail includes plastic end caps to accommodate 2 field-cut rail sections.

Notes

Customer must supply attachment hardware for wall conditions.  
Order rail-mounted accessories separately:


- Chart holder (CT730.)
- Glove box holder (CT726.)
- Sharps container holder (CT734.)
- Supply basket (CT720. or CT722.)
- Suture basket (CT723.)
- Tilt-out storage bin (CT9303., CT9304., CT9305., CT9306.)
- Utility hook (CT776.)
- Wastebasket and holder (CT728.)

Order work tools separately:

- Diagonal tray (Y7218.)
- Mini-shelf (Y7310.)
- Organizer tray (Y7210.)
- Paper tray (Y7216.)
- Rail divider (Y7320.)
- Vertical tray (Y7217.)

To mount customer-supplied accessories, order rail clamp (CT729.) separately.

Dimensions



Specification Information

Step 1.

C1170.

Step 2. Width

24	24" wide
30	30" wide
36	36" wide
42	42" wide
48	48" wide
60	60" wide

Prices for Steps 1-2.

C1170. 24	\$134
30	\$163
36	\$187
42	\$198
48	\$219
60	\$246

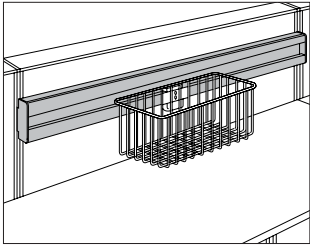
Step 3. End Cap Finish

LU	soft white	+\$0
WN	warm grey neutral	+\$0

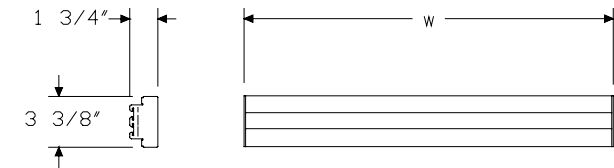


Equipment Rail, Systems  
Mounted

C1172.



Product Information
Description
This aluminum rail attaches to a panel, freestanding module, or wall strips and holds work tools or accessories. It includes steel end caps. Attachment hardware is included.
Notes
Order rail-mounted accessories separately:
<ul style="list-style-type: none"><li>• Chart holder (CT730.)</li><li>• Glove box holder (CT726.)</li><li>• Sharps container holder (CT734.)</li><li>• Supply basket (CT720. or CT722.)</li><li>• Suture basket (CT723.)</li><li>• Tilt-out storage bin (CT9303., CT9304., CT9305., CT9306.)</li><li>• Utility hook (CT776.)</li><li>• Wastebasket and holder (CT728.)</li></ul>
Order work tools separately:
<ul style="list-style-type: none"><li>• Diagonal tray (Y7218.)</li><li>• Mini-shelf (Y7310.)</li><li>• Organizer tray (Y7210.)</li><li>• Paper tray (Y7216.)</li><li>• Rail divider (Y7320.)</li><li>• Vertical tray (Y7217.)</li></ul>
To mount customer-supplied accessories, order rail clamp (CT729.) separately.
Dimensions

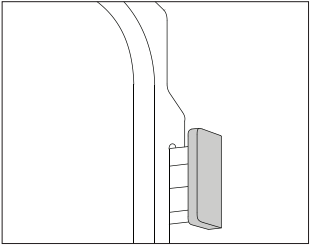


Specification Information
Step 1.
C1172.
Step 2. Width
24 24" wide
30 30" wide
36 36" wide
48 48" wide
Prices for Steps 1-2.
C1172. 24 \$195
30 \$207
36 \$224
48 \$281
Step 4. End Cap Finish
LU soft white +\$0
WN warm grey neutral +\$0

Co/Struc® Structure

End Cap for Standard or Seismic RailC0338

Rail



Co/Struc® Structure

Product Information

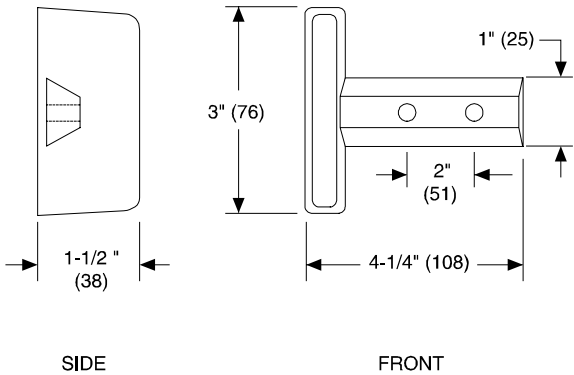
Description

This end cap provides a finished end for a standard or seismic wall rail and a positive stop for a locker.

Notes

For areas requiring seismic components, order 1 end cap for each end of rail, and order seismic wall rail (C0479) separately.  
For areas not requiring seismic components, order 1 end cap for each end of rail, and order standard rail (C0282) separately.

Dimensions



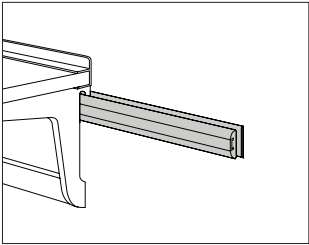
Specification Information

Step 1.

C0338FF\$78

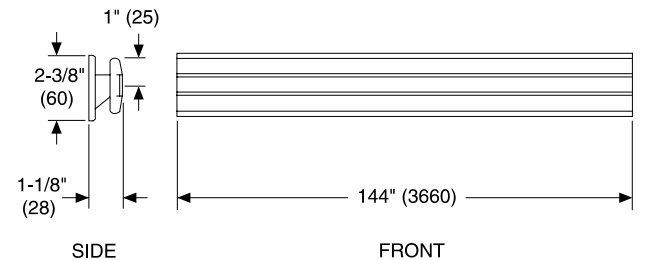
Step 2. Surface Finish

HF	inner tone light	+\$0
LT	light tone	+\$0
LU	soft white	+\$0
WN	warm grey neutral	+\$0



Product Information
Description
This aluminum rail attaches to a wall and supports Co/Struc hanging components. It includes a 12' rail, a 12' cover strip, a 12' back plate, 26 stand-offs, and 5 spacers.
Notes
Order rail for areas requiring seismic components, when attaching to studs 16" on center, or when attaching to plaster in accordance with OPA-0117 in California.
To meet the conditions of appropriate OPA, refer to the OPA document for specific hardware. For other applications, order rail hardware (C028441, or C028541) separately.
Order additional seismic components separately:
• End cap for standard or seismic rail (C0338)
Field drilling is required for proper installation.

Dimensions

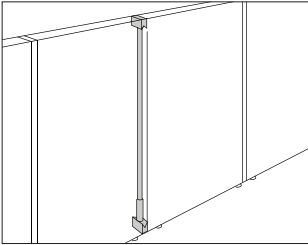


Specification Information		
Step 1.		
CO479FF		\$613
Step 2. Surface Finish		
HF	inner tone light	+\$0
LT	light tone	+\$0
LU	soft white	+\$0
WN	warm grey neutral	+\$0

Co/Struc® Structure

Draw Rod, Seismic

CO215.



Co/Struc® Structure

Product Information

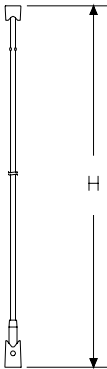
**Description**  
This draw rod connects Action Office® Series 1 or 2 panels or Co/Struc® support panels in a straight line. It has a threaded hole in the draw block for attachment to a seismic floor anchor bracket.

**Notes**  
For Action Office Series 1 panels or Co/Struc support panels, specify height of draw rod to match height of panel.  
For Action Office Series 2 panels, specify draw rod as follows:

- 32"-high panel, CO215.27
- 39"-high panel, CO215.34
- 47"-high panel, CO215.42
- 53"-high panel, CO215.48
- 62"-high panel, CO215.57
- 67"-high panel, CO215.62
- 85"-high panel, CO215.80

Order floor anchor bracket, Action Office Series 1 (CO481.) or floor anchor bracket, Action Office Series 2 (CO485.) separately.

Dimensions

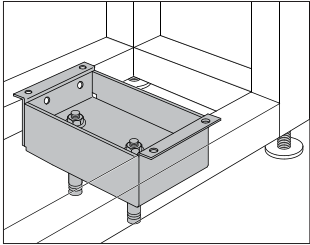


Specification Information

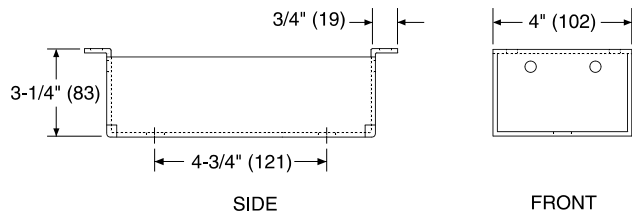
Step 1.	
CO215.	
Step 2. Height	
27	27" high
34	34" high
42	42" high
48	48" high
57	57" high
62	62" high
80	80" high

Prices for Steps 1-2.	
CO215.27	\$39
34	\$40
42	\$40
48	\$41
57	\$41
62	\$42
80	\$45

## Floor Anchor Bracket, Co/Struc® C0568 Lab Module



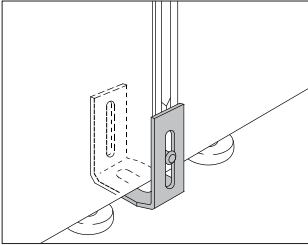
Product Information
<p>Description</p> <p>This bracket fastens both sides of a module frame to the floor. Each anchor location requires 1 bracket. Finish is light tone. Package contains 10. Hardware to attach module is included. Floor anchor and bolt must be customer supplied.</p>
<p>Notes</p> <p>Order bracket for areas requiring seismic components.</p> <p>Lab modules need to be mounted flush for anchor to install.</p>
<p>Dimensions</p>



Specification Information
<p>Step 1.</p> <p><b>C0568FF</b></p>
<p>\$1358</p>

Co/Struc® Structure

Floor Anchor Bracket, Action Office® Series 1C0481



Co/Struc® Structure

Product Information

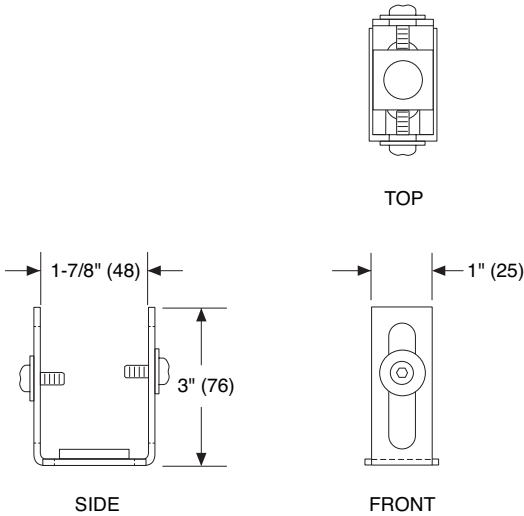
**Description**  
This bracket fastens both sides of an Action Office® Series 1 panel to the floor and is designed for use in areas requiring seismic components. Package contains 10.

**Notes**  
Order the following products separately:

- Draw rod (C0215.)
- Floor anchor adapter kit (C0552.)
- Seismic finished end (A1250.) when using only Action Office Series 2 components
- Seismic hingeable end (AO258.) when using Action Office Series 1 or Co/Struc® components

Customer must supply required bolts and concrete anchors.

Dimensions

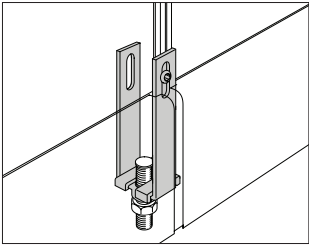


Specification Information

Step 1.		
C0481		\$502
Step 2. Finish		
HF	inner tone light	+\$0
LT	light tone	+\$0
LU	soft white	+\$0
WN	warm grey neutral	+\$0

Floor Anchor Bracket, Action Office® Series 2

CO485



Product Information

Description

This bracket fastens both sides of an Action Office® Series 2 panel to the floor and is designed for use in areas requiring seismic components. Package contains 10.

Notes

Order the following products separately:

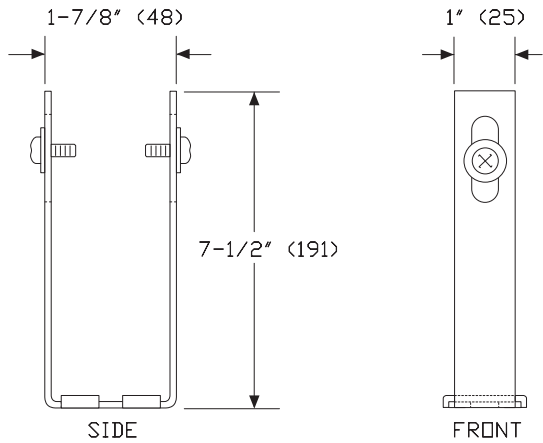
- Draw rod (CO215.)
- Floor anchor adapter kit (CO552.)
- Seismic finished end (A1250.)

Customer must supply required concrete anchors.

Dimensions

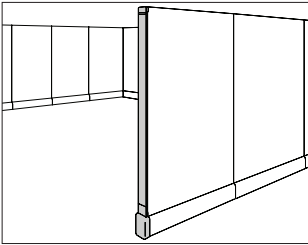
Specification Information		
Step 1.		
CO485		\$1113
Step 2. Finish		
HF	inner tone light	+\$0
LT	light tone	+\$0
LU	soft white	+\$0
WN	warm grey neutral	+\$0

Co/Struc® Structure



Seismic Finished End

A1250.



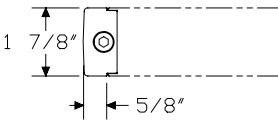
Co/Struc® Structure

Product Information

**Description**  
This seismic cover finishes the exposed end of a panel. It has a draw block that accepts a seismic bracket to meet the state of California seismic codes, and includes a cable management end cover.

**Notes**  
Order floor anchor bracket, Action Office Series 2 (CO485.) separately.

Dimensions



Specification Information

**Step 1.**  
**A1250.**

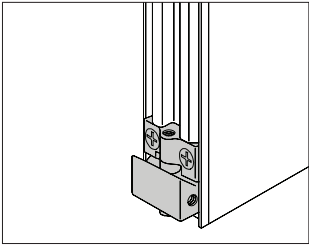
Step 2. Height	
<b>39S</b>	39" high
<b>47S</b>	47" high
<b>53S</b>	53" high
<b>62S</b>	62" high
<b>67S</b>	67" high
<b>85S</b>	85" high

Prices for Steps 1-2.	
<b>A1250. 39S</b>	\$167
<b>47S</b>	\$177
<b>53S</b>	\$181
<b>62S</b>	\$188
<b>67S</b>	\$188
<b>85S</b>	\$196

Step 3. Surface Finish		
<b>HF</b>	inner tone light	+\$0
<b>LT</b>	light tone	+\$0
<b>LU</b>	soft white	+\$0
<b>MT</b>	medium tone	+\$0
<b>WL</b>	sandstone	+\$0
<b>WN</b>	warm grey neutral	+\$0

Step 4. Cable Management Finish		
<b>HF</b>	inner tone light	+\$0
<b>LU</b>	soft white	+\$0
<b>MT</b>	medium tone	+\$0
<b>WL</b>	sandstone	+\$0
<b>WN</b>	warm grey neutral	+\$0

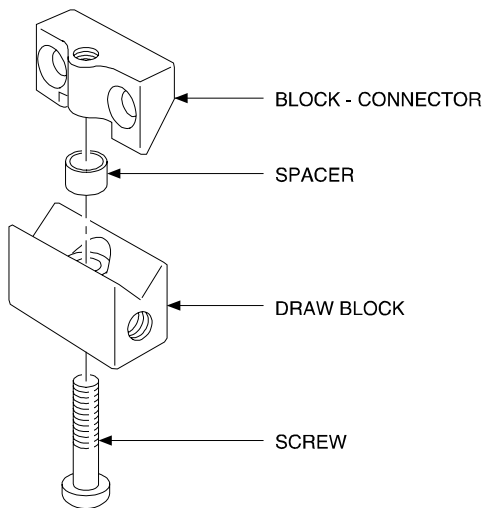




Product Information
<p><b>Description</b></p> <p>This kit replaces the bottom block of an Action Office® Series 1 or 2 spacer or 2-way, 3-way, or 4-way connector. It is designed to be used in areas requiring seismic components and has a threaded hole in the draw block for attachment to a seismic floor anchor bracket. Package contains 10.</p>
<p><b>Notes</b></p> <p>Order floor anchor bracket, Action Office Series 1 (C0481.) or floor anchor bracket, Action Office Series 2 (C0485.) separately.</p>
<p><b>Dimensions</b></p>

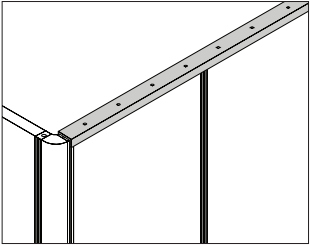
Specification Information	
Step 1.	
C0552	\$280

Co/Struc® Structure



Panel Stiffener, Action Office®  
Series 1 or Series 2 Top Cap

C0553

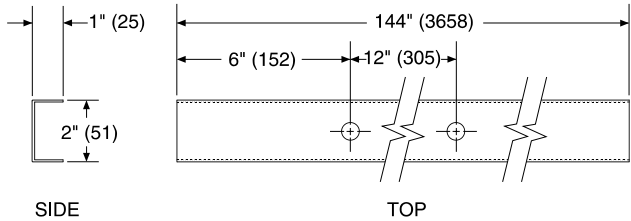


Co/Struc® Structure

Product Information

**Description**  
This top cap fits over a standard top cap and spans multiple Action Office® Series 1 or 2 panels. It provides extra rigidity along the panel run. The 12'-long top cap can be field cut to the appropriate length. Attachment hardware is included.

Dimensions

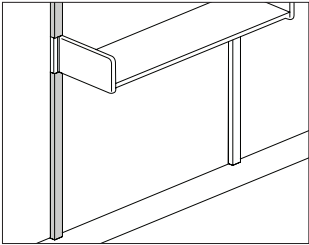


Specification Information

Step 1.		
<b>C0553FF</b>		\$756
Step 2. Surface Finish		
<b>HF</b>	inner tone light	+\$0
<b>LT</b>	light tone	+\$0
<b>LU</b>	soft white	+\$0
<b>MT</b>	medium tone	+\$0
<b>WN</b>	warm grey neutral	+\$0

Wall Strip Cover

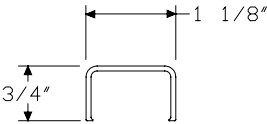
C0487.



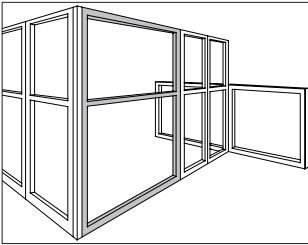
Product Information
Description
This plastic cover snaps onto a wall strip to cover the slots. It helps with infection control in healthcare environments by preventing bacteria and germs from growing in these slots. It is 84" and must be field cut to match the wall strip height. Package contains 6 covers.
Notes
Order wall strips (A0213. or E1130.) separately.
Dimensions

Specification Information
Step 1.
C0487.
\$610
Step 2. Finish
BU black umber
HF inner tone light
LU soft white
MT medium tone

Co/Struc® Structure



Open Support PanelC1150.



Co/Struc® Structure

Product Information

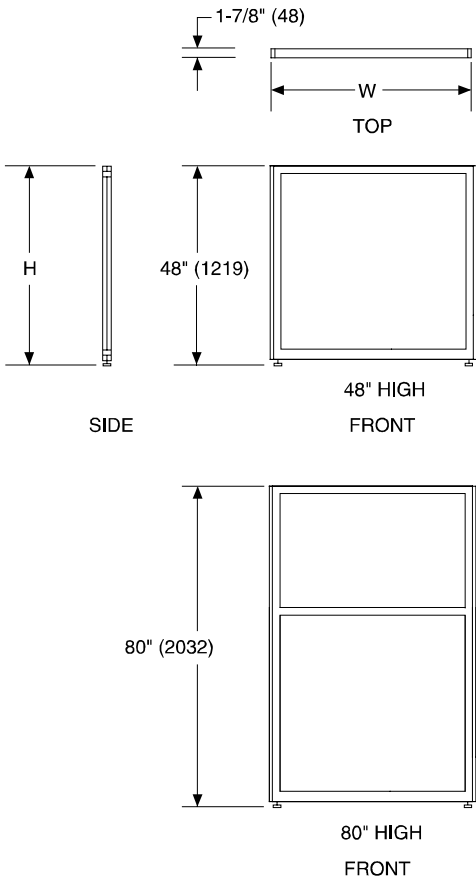
Description

This open panel has hanger frames at 1" intervals to support components. It can be used as a return panel to stabilize a panel run. The panel cannot accept the 3- or 4-circuit electrical system and cannot be used with an Action Office® Series 2 corner connector.

Notes

Order draw rods (AO215.) or seismic draw rods (CO215.) separately.  
To attach panels of unequal height, order change of height draw rods (AO219.) and change of height panel/panel finished ends (AO272.) separately.  
To join 2 support panels of equal or unequal heights at a 90° angle, order 2-way 90° corner connector (C1221.) separately.  
To join 3 support panels of equal or unequal heights at a 90° angle, order 3-way 90° corner connector (C1231.) separately.

Dimensions



**Specification Information**
**Step 1.**
**C1150.**
**Step 2. Height**
**48** 48" high

**80** 80" high

**Step 3. Width**
**12** 12" wide

**24** 24" wide

**30** 30" wide

**36** 36" wide

**48** 48" wide

**Prices for Steps 1-3.**

	<b>12</b>	<b>24</b>	<b>30</b>	<b>36</b>	<b>48</b>
<b>C1150. 48</b>	\$722	749	805	866	937
<b>80</b>	\$994	1058	1113	1181	1287

**Step 4. Surface Finish**
**HF** inner tone light +\$0

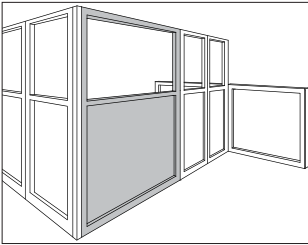
**LT** light tone +\$0

**LU** soft white +\$0

**WN** warm grey neutral +\$0

Support Panel

C1151.



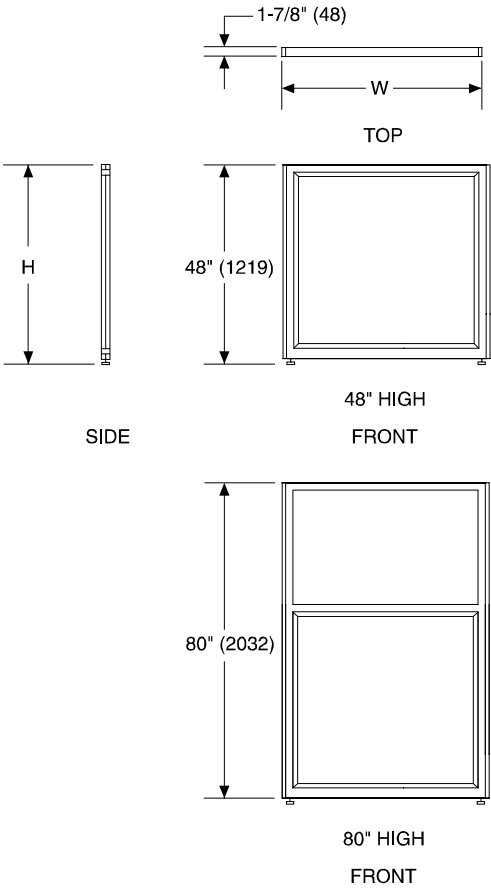
Co/Struc® Structure

Product Information

**Description**  
This panel has a 48"-high recessed filler and hanger frames at 1" intervals to support components. It can be used as a return panel to stabilize a panel run. The panel has an area between the filler and the rear edge of an attached work surface for passage of wires or tubes. It cannot accept the 3- or 4-circuit electrical system and cannot be used with an Action Office® Series 2 corner connector.

**Notes**  
Order draw rods (AO215.) or seismic draw rods (CO215.) separately.  
To attach panels of unequal height, order change of height draw rods (AO219.) and change of height panel/panel finished ends (AO272.) separately.  
To join 2 support panels of equal or unequal heights at a 90° angle, order 2-way 90° corner connector (C1221.) separately.  
To join 3 support panels of equal or unequal heights at a 90° angle, order 3-way 90° corner connector (C1231.) separately.

Dimensions



## Specification Information

## Step 1.

**C1151.**

## Step 2. Height

**48** 48" high**80** 80" high

## Step 3. Width

**12** 12" wide**24** 24" wide**30** 30" wide**36** 36" wide**48** 48" wide

## Prices for Steps 1-3.

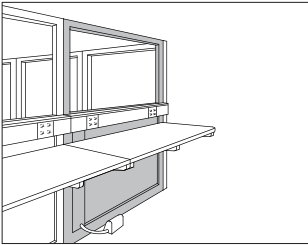
	<b>12</b>	<b>24</b>	<b>30</b>	<b>36</b>	<b>48</b>
<b>C1151. 48</b>	\$959	1190	1318	1432	1609
<b>80</b>	\$1285	1449	1598	1795	1983

## Step 4. Surface Finish

**HF** inner tone light +\$0**LT** light tone +\$0**LU** soft white +\$0**WN** warm grey neutral +\$0

Floor Entry Support Panel

C1155.



Co/Struc® Structure

Product Information

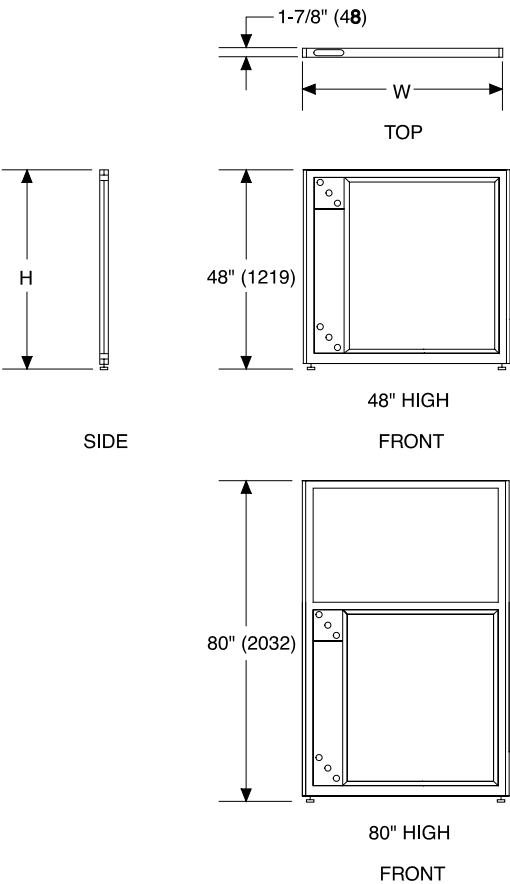
Description

This panel has a vertical raceway for routing and concealing electrical wires and communication cables between the floor and a wire chase rail. It has a 48"-high recessed filler, hanger frames at 1" intervals to support components, and 6 knockouts: 3 at the floor level and 3 at 47" above floor level. It cannot accept the 3- or 4-circuit electrical system and cannot be used with an Action Office® Series 2 corner connector.

Notes

- To supply power from both sides of panel, order wire chase rail (C1313. or C1314.) separately and mount 48" above floor.
- For power feed to wire chase rail mounted at heights other than 48", field cut removable cover on 1 side of vertical raceway.
- Order draw rods (AO215.) or seismic draw rods (CO215.) separately.
- To attach panels of unequal height, order change of height draw rods (AO219.) and change of height panel/panel finished ends (AO272.) separately.
- To join 2 support panels of equal or unequal heights at a 90° angle, order 2-way 90° corner connector (C1221.) separately.
- To join 3 support panels of equal or unequal heights at a 90° angle, order 3-way 90° corner connector (C1231.) separately.

Dimensions





Floor Entry Support Panel *continued*

## Specification Information

## Step 1.

**C1155.**

## Step 2. Height

**48** 48" high**80** 80" high

## Step 3. Width

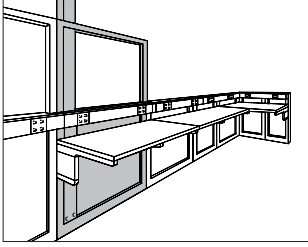
**24** 24" wide**30** 30" wide**48** 48" wide

## Prices for Steps 1-3.

	<b>24</b>	<b>30</b>	<b>48</b>
<b>C1155. 48</b>	\$1688	1869	2225
<b>80</b>	\$1990	2111	2481

## Step 4. Surface Finish

<b>HF</b>	inner tone light	+\$0
<b>LT</b>	light tone	+\$0
<b>LU</b>	soft white	+\$0
<b>WN</b>	warm grey neutral	+\$0

**Product Information****Description**

This panel has a vertical raceway for routing and concealing electrical wires and communication cables between the ceiling and a wire chase rail. It has a 48"-high recessed filler, hanger frames at 1" intervals to support components, and 6 knockouts: 3 at the floor level and 3 at 47" above floor level. It cannot accept the 3- or 4-circuit electrical system and cannot be used with an Action Office® Series 2 corner connector.

**Notes**

To carry different types of electrical power (e.g. regular and emergency power) or to carry electrical power and low-voltage cables, vertical raceway can be divided into separate internal raceways; contact local contractor.

To supply power from both sides of panel, order wire chase rail (C1313. or C1314.) separately and mount 48" above floor.

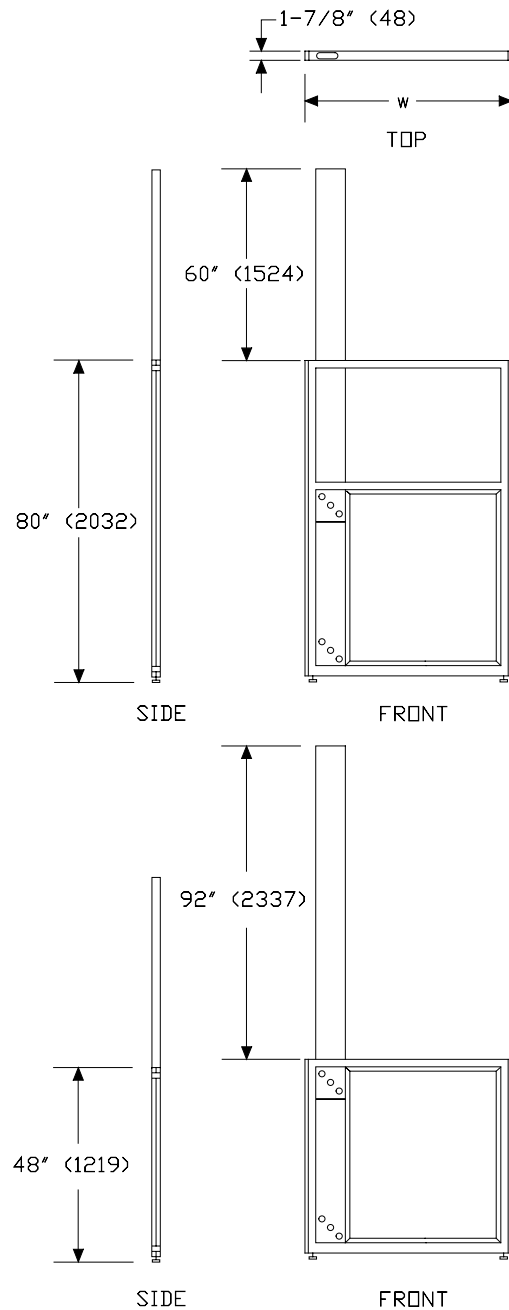
For power feed to wire chase rail mounted at heights other than 48", field cut removable cover on 1 side of vertical raceway.

Order draw rods (AO215.) or seismic draw rods (CO215.) separately.

To attach panels of unequal height, order change of height draw rods (AO219.) and change of height panel/panel finished ends (AO272.) separately.

To join 2 support panels of equal or unequal heights at a 90° angle, order 2-way 90° corner connector (C1221.) separately.

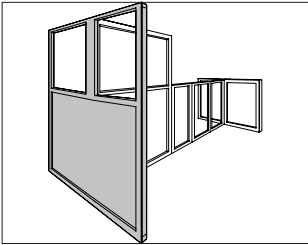
To join 3 support panels of equal or unequal heights at a 90° angle, order 3-way 90° corner connector (C1231.) separately.

**Dimensions**

# Ceiling Entry Support Panel

continued

Specification Information				
Step 1.				
<b>C1156.</b>				
Step 2. Height				
<b>48</b>	48" high			
<b>80</b>	80" high			
Step 3. Width				
<b>24</b>	24" wide			
<b>30</b>	30" wide			
<b>48</b>	48" wide			
Prices for Steps 1-3.				
		<b>24</b>	<b>30</b>	<b>48</b>
<b>C1156. 48</b>		\$4088	4428	4450
<b>80</b>		\$4476	4674	4841
Step 4. Surface Finish				
<b>HF</b>	inner tone light			+\$0
<b>LT</b>	light tone			+\$0
<b>LU</b>	soft white			+\$0
<b>WN</b>	warm grey neutral			+\$0



Co/Struc® Structure

Product Information

Description

The center point of this 60"-wide panel attaches at a 90° angle to other panels and provides support to a panel run. Each panel has adjustable glides, finished ends, and a 48"-high recessed filler and hanger frames at 1" intervals to support components. The panel has an area between the filler and the rear edge of an attached work surface for passage of wires or tubes.

The panel is available in 2 heights. The 80"-high panel supports a locker; 48"- and 80"-high panels support work surfaces and other 60"-wide components.

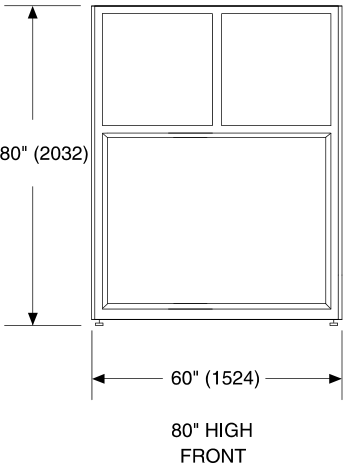
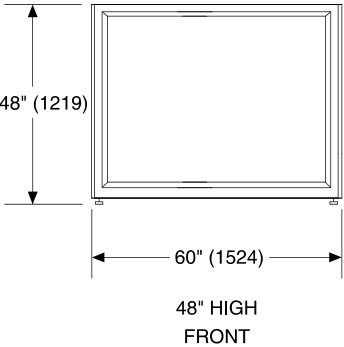
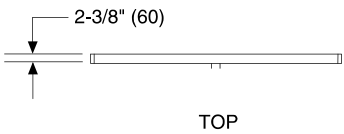
Notes

To support locker, order 2 adapter rails (C1610.) separately.

To connect to panel at 90° angle, order draw rod (AO215.) separately.

Order draw rods (AO215.) or seismic draw rods (CO215.) separately.

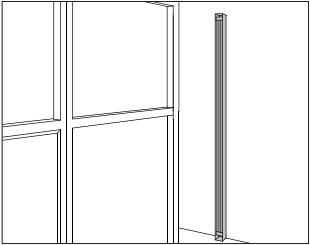
Dimensions



Terminal Panel *continued*

Specification Information		
Step 1.		
<b>C1161.</b>		
Step 2. Height		
<b>4860</b>	48" high	
<b>8060</b>	80" high	
Prices for Steps 1-2.		
<b>C1161. 4860</b>		\$2484
<b>8060</b>		\$3053
Step 3. Surface Finish		
<b>HF</b>	inner tone light	+\$0
<b>LT</b>	light tone	+\$0
<b>LU</b>	soft white	+\$0
<b>WN</b>	warm grey neutral	+\$0

Panel Wall StartC1211.



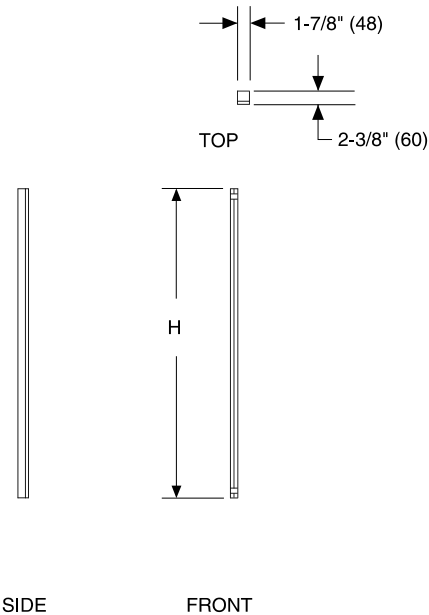
Co/Struc® Structure

Product Information

**Description**  
This connector attaches a support panel to a wall or column for a peninsula configuration.

**Notes**  
Order draw rod (A0215.) separately.  
Package does not contain attachment hardware; designer must select fasteners appropriate for wall conditions and installer must field install.

Dimensions

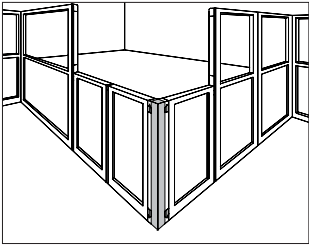


Specification Information

Step 1.		
C1211.		
Step 2. Height		
48	48" high	
80	80" high	
Prices for Steps 1-2.		
C1211. 48		\$459
80		\$548
Step 3. Surface Finish		
HF	inner tone light	+\$0
LT	light tone	+\$0
LU	soft white	+\$0
WN	warm grey neutral	+\$0

2-Way 90° Corner Connector

C1221.



Product Information

Description

This connector joins 2 support panels of equal or unequal heights at a 90° angle. It cannot be used with a panel run that supports Action Office® Series 2 work surfaces.

Notes

Order support panels (C1150., C1151., C1155., C1156.) separately.  
To create panel-to-panel connections of same height, order 2 draw rods (AO215.) or 2 seismic draw rods (CO215.) separately.  
To create panel-to-panel connection of unequal height or panel-to-corner connection of unequal height, order change-of-height draw rod (AO219.) to match lower height and finished-end change-of-height panel/panel (AO272.) separately.  
When connecting panels of unequal heights, specify height of connector to match height of higher panel.

Dimensions

Specification Information

Step 1.

C1221.

Step 2. Height

48	48" high
80	80" high

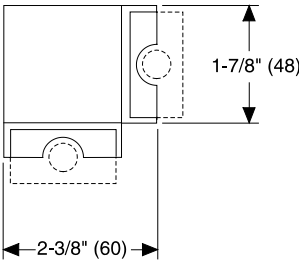
Prices for Steps 1-2.

C1221. 48	\$459
80	\$549

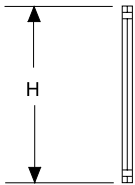
Step 3. Surface Finish

HF	inner tone light	+\$0
LT	light tone	+\$0
LU	soft white	+\$0
WN	warm grey neutral	+\$0

Co/Struc® Structure



TOP

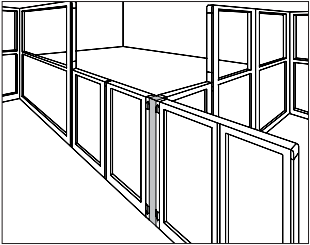


SIDE



FRONT

3-Way 90° Corner ConnectorC1231.



Co/Struc® Structure

Product Information

Description

This connector joins 3 support panels of equal or unequal heights at a 90° angle. It cannot be used with a panel run that supports Action Office® Series 2 work surfaces.

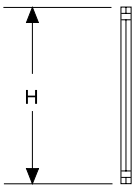
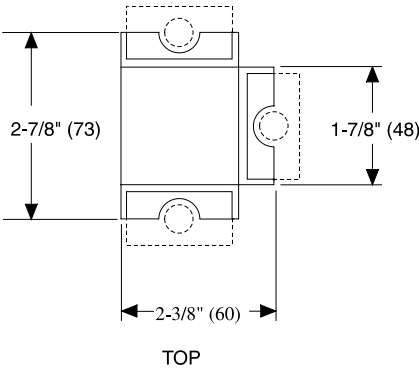
Notes

Order support panels (C1150., C1151., C1155., C1156.) separately.  
Order 3 draw rods (AO215.) or 3 seismic draw rods (CO215.)

separately.

When connecting panels of unequal heights, specify height of connector to match height of higher panel.

Dimensions



SIDE



FRONT

Specification Information

Step 1.

C1231.

Step 2. Height

48	48" high
80	80" high

Prices for Steps 1-2.

C1231. 48	\$481
80	\$592


Step 3. Surface Finish

HF	inner tone light	+\$0
LT	light tone	+\$0
LU	soft white	+\$0
WN	warm grey neutral	+\$0



Interface Connector

C1261.

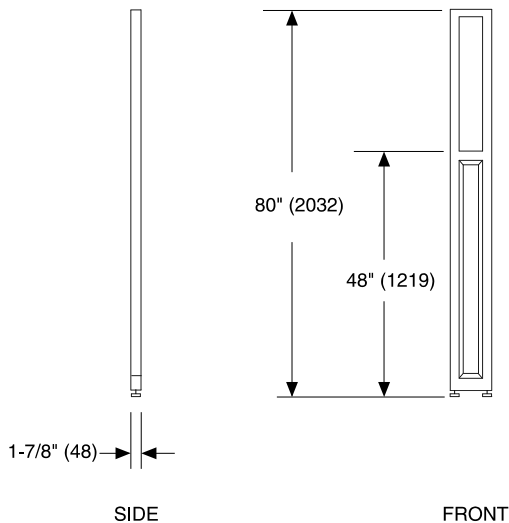
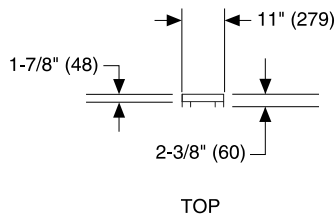


Product Information

**Description**  
This 11"wide connector joins a module to a support panel. It has a removable cover strip that conceals predrilled holes used for attaching connectors.

- Notes**  
To complete shelf surface at end of module run, order shelf end cap (C1510.E or C1511.E) separately.  
Order panel connector (C1281.) and 3 draw rods (AO215. or CO215.) separately.  
To attach support panel to interface connector (C1261.) of unequal height, order the following products separately:
- Panel connector (C1281.)
  - Change of height draw rod (AO219.)
  - Change of height panel/panel finished end (AO272.)

Dimensions



Specification Information


**Step 1.**  
**C1261.**

**Step 2. Height**  
**4812** 48" high  
**8012** 80" high

Prices for Steps 1-2.	
<b>C1261. 4812</b>	\$1168
<b>8012</b>	\$1423

Step 3. Surface Finish		
<b>HF</b>	inner tone light	+\$0
<b>LT</b>	light tone	+\$0
<b>LU</b>	soft white	+\$0
<b>WN</b>	warm grey neutral	+\$0

Panel ConnectorC1281.



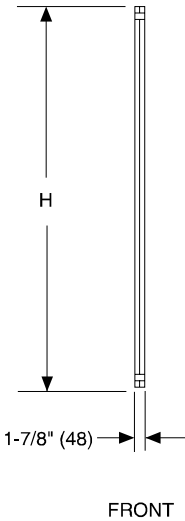
Co/Struc® Structure

Product Information

Description  
This connector attaches a support panel to an interface connector.

Notes  
Specify connector height to match panel height.  
Order draw rods (AO215.) or seismic draw rods (CO215.) separately.

Dimensions



Specification Information


Step 1.  
C1281.

Step 2. Height  
48 48" high  
80 80" high

Prices for Steps 1-2.  
C1281. 48 \$107  
80 \$135

Step 3. Surface Finish  
HF inner tone light +\$0  
LT light tone +\$0  
LU soft white +\$0  
WN warm grey neutral +\$0

Mid-Run Support, Single Sided C1272.



**Product Information**

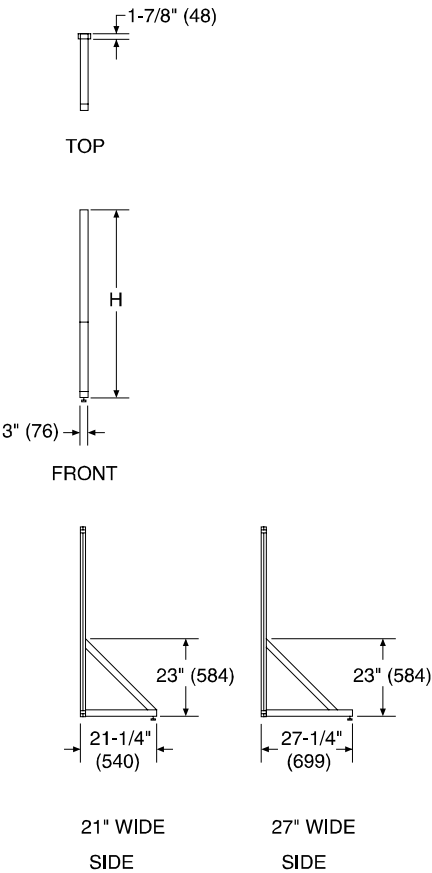
**Description**

This brace provides additional support to a straight panel run that has components hanging on 1 side. It includes a leveling glide.

**Notes**

To support 24"-deep work surface, specify 21"-wide mid-run support; to support 30"-deep work surface, specify 27"-wide mid-run support. Order draw rods (AO215.) or seismic draw rods (CO215.) separately.

**Dimensions**



**Specification Information**

**Step 1.**

**C1272.**

**Step 2. Height**

<b>48</b>	48" high
<b>80</b>	80" high

**Step 3. Width**

<b>21</b>	21" wide
<b>27</b>	27" wide


**Prices for Steps 1-3.**

	<b>21</b>	<b>27</b>
<b>C1272. 48</b>	\$832	920
<b>80</b>	\$1040	1082

**Step 4. Surface Finish**

<b>HF</b>	inner tone light	+\$0
<b>LT</b>	light tone	+\$0
<b>LU</b>	soft white	+\$0
<b>WN</b>	warm grey neutral	+\$0

Mid-Run Support, Double Sided C1273.



Co/Struc® Structure

Product Information

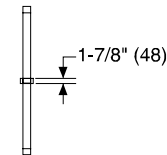
Description

This brace provides additional support to a straight panel run that has components hanging on both sides. It includes leveling glides.

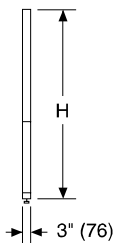
Notes

To support 24"-deep work surface, specify 41"-wide mid-run support;  
to support 30"-deep work surface, specify 53"-wide mid-run support.  
To support 24"-deep work surface on 1 side and 30"-deep work surface  
on other side, specify 53"-wide mid-run support.  
Order draw rods (AO215.) or seismic draw rods (CO215.) separately.

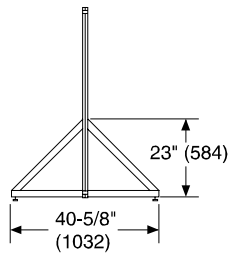
Dimensions



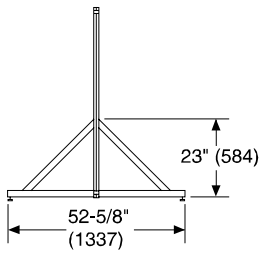
TOP



FRONT



41" WIDE  
SIDE



53" WIDE  
SIDE

Specification Information

Step 1.

C1273.

Step 2. Height

48 48" high  
80 80" high

Step 3. Width

41 41" wide  
53 53" wide

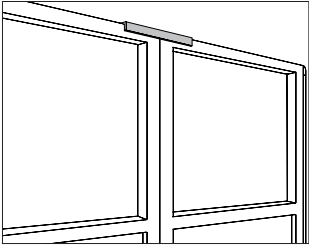
Prices for Steps 1-3.

	41	53
C1273. 48	\$910	1058
80	\$1237	1380

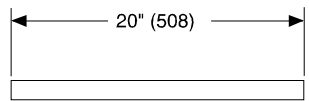
Step 4. Surface Finish

HF	inner tone light	+\$0
LT	light tone	+\$0
LU	soft white	+\$0
WN	warm grey neutral	+\$0

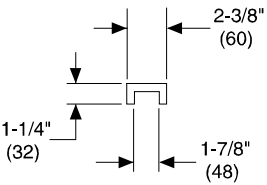
Support Panel Top CapC1274.



Product Information
Description
This 20"-wide aluminum top cap attaches to 2 support panels in a straight connection. It provides additional support for a panel run.
Dimensions



SIDE



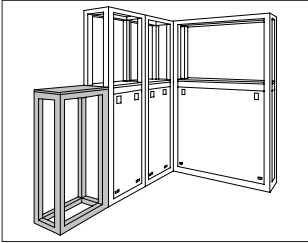
FRONT

Specification Information
Step 1.
C1274.20
\$188
Step 2. Surface Finish
HF inner tone light
LT light tone
LU soft white
WN warm grey neutral
+\$0
+\$0
+\$0
+\$0

Co/Struc® Structure

Low Module

C1112.



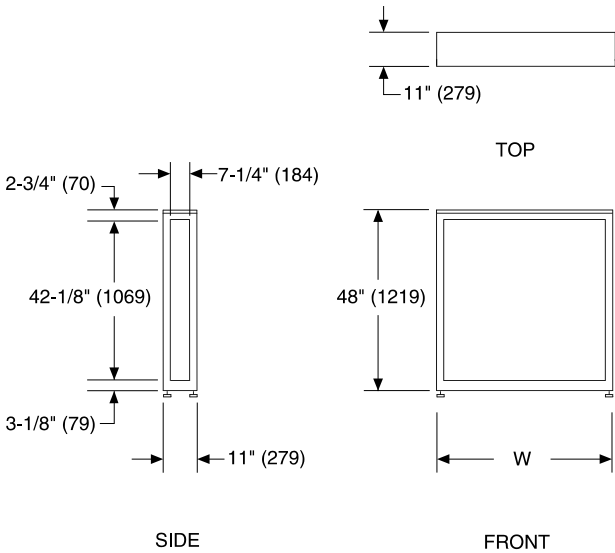
Co/Struc® Structure

Product Information

**Description**  
This 48"-high module attaches to a wall or connects to other freestanding modules. It encloses and organizes mechanical services. The module includes a top shelf and 4 adjustable glides. It has hanger frames at 1" intervals to support components.

**Notes**  
Order access panels separately.  
For L, T, or X configuration, order module corner connector separately:  
• 2-way connector (C1220.)  
• 3-way connector (C1230.)  
Order draw rods (AO215.) or seismic draw rods (CO215.) separately.  
To attach modules of unequal height, order 2 change of height draw rods (AO219.) and 2 change of height panel/panel finished ends (AO272.) separately.  
To enclose the end of a module when a terminal panel (C1122.) is not used, order the end closure assembly (C1451.) separately.

Dimensions

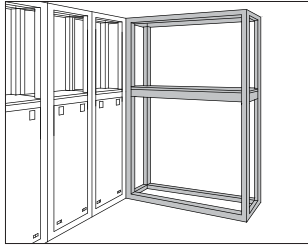


Specification Information

Step 1.		
C1112.48		
Step 2. Width		
24	24" wide	
30	30" wide	
36	36" wide	
48	48" wide	
Prices for Steps 1-2.		
C1112.48	24	\$1749
	30	\$2057
	36	\$2099
	48	\$2289
Step 3. Surface Finish		
JD	warm grey neutral Chemsurf®	+\$0
KH	light tone Chemsurf®	+\$0
KR	inner tone light Chemsurf®	+\$0
LE	soft white Chemsurf®	+\$0

# Pass-Through Module

C1114.



## Product Information

### Description

This 80"-high module attaches to a wall or connects to other freestanding modules. It encloses and organizes mechanical services and provides pass-through access. The module includes an interior shelf that is field adjustable to 30", 36", or 48" high. It has hanger frames at 1" intervals to support components and 4 adjustable glides.

### Notes

Order access panels separately.

For L, T, or X configuration, order module corner connector separately:

- 2-way connector (C1220.)
- 3-way connector (C1230.)

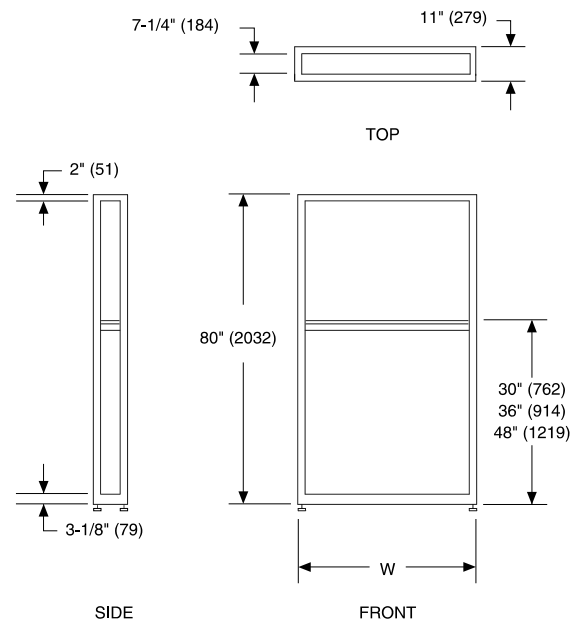
Order draw rods (AO215.) or seismic draw rods (CO215.) separately.

To attach modules of unequal height, order 2 change of height draw rods (AO219.) and 2 change of height panel/panel finished ends (AO272.) separately.

To enclose the top section of a pass-through module, order the end closure panel (C1450.) and 2 change of height panel/panel finished ends (AO272.) separately.

To enclose the end of a module when a terminal panel (C1122., C1124.) is not used, order the end closure assembly (C1451.) separately.

## Dimensions

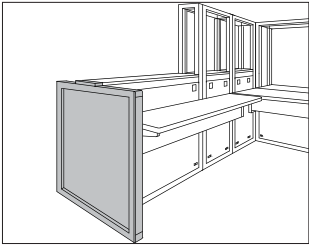


Co/Struc® Structure

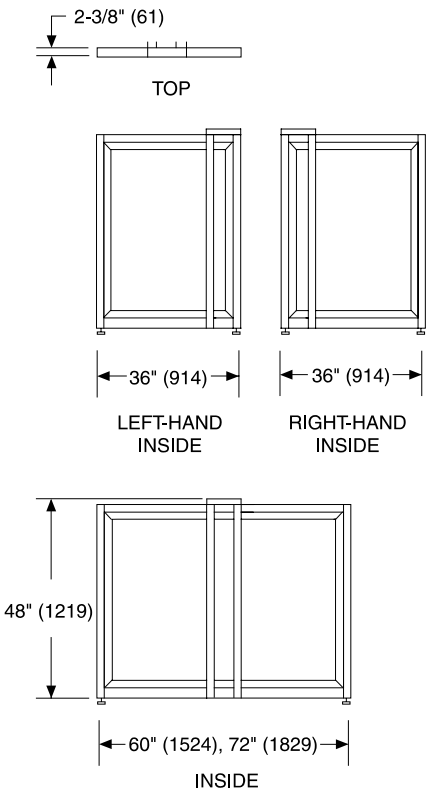
Co/Struc® Structure

Specification Information		
Step 1.		
<b>C1114.80</b>		
Step 2. Width		
<b>24</b>	24" wide	
<b>30</b>	30" wide	
<b>36</b>	36" wide	
<b>48</b>	48" wide	
Prices for Steps 1-2.		
<b>C1114.80</b>	<b>24</b>	\$2484
	<b>30</b>	\$2744
	<b>36</b>	\$2914
	<b>48</b>	\$3093
Step 3. Surface Finish		
<b>JD</b>	warm grey neutral Chemsurf®	+\$0
<b>KH</b>	light tone Chemsurf®	+\$0
<b>KR</b>	inner tone light Chemsurf®	+\$0
<b>LE</b>	soft white Chemsurf®	+\$0





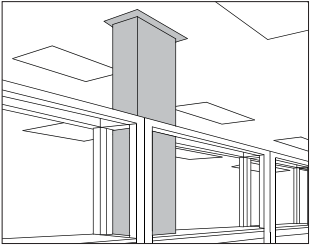
Product Information
Description
This 48"-high, hard-surfaced end panel attaches to a freestanding module. It supports a module run or divides space. The panel includes a top shelf end cap, adjustable glides, and finished ends, and comes in 3 widths.
The 60"- and 72"-wide panel supports hanging components.
Notes
Order draw rods (AO215.) or seismic draw rods (CO215.) separately.
Dimensions



Specification Information
Step 1.
<b>C1122.48</b>
Step 2. Width/Position
<b>36L</b> 36" wide and left-hand panel
<b>36R</b> 36" wide and right-hand panel
<b>60</b> 60" wide
<b>72</b> 72" wide
Prices for Steps 1-2.
<b>C1122.48 36L</b> \$2376
<b>36R</b> \$2376
<b>60</b> \$2911
<b>72</b> \$4293
Step 3. Surface Finish
<b>JD</b> warm grey neutral Chemsurf® +\$0
<b>KH</b> light tone Chemsurf® +\$0
<b>KR</b> inner tone light Chemsurf® +\$0
<b>LE</b> soft white Chemsurf® +\$0

Vertical Chase Cover

C1460.



Co/Struc® Structure

Product Information

**Description**  
This 72"-high tower encloses services between the ceiling and the top shelf of a low module, the interior shelf of a pass-through module, or a 2- or 3-way module corner connector. It includes a ceiling trim plate. The cover cannot be used with a 4-way module corner connector.

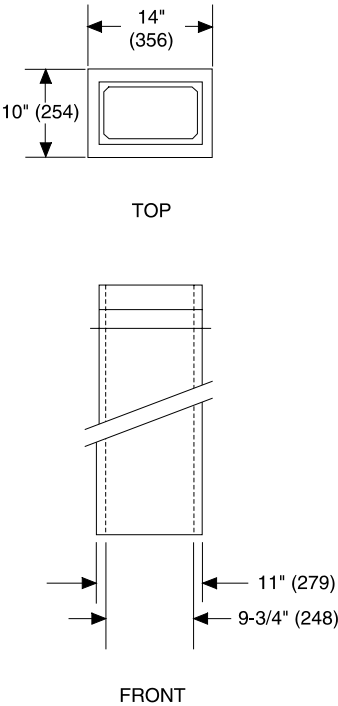
- Notes**
- Order module or connector separately:
- 2-way module corner connector (C1220.)
  - 3-way module corner connector (C1230.)
  - Low module (C1112.)
  - Pass-through module (C1114.)

Dimensions

Specification Information

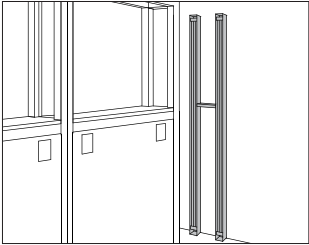
**Step 1.**  
**C1460.** \$1108

Step 2. Surface Finish		
HF	inner tone light	+\$0
LT	light tone	+\$0
LU	soft white	+\$0
WN	warm grey neutral	+\$0

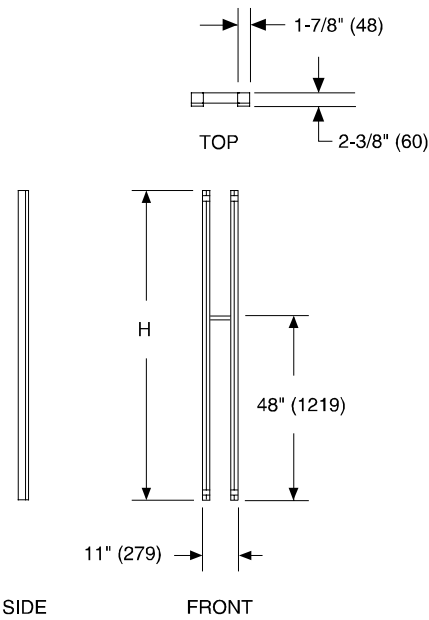


Module Wall Start

C1212.



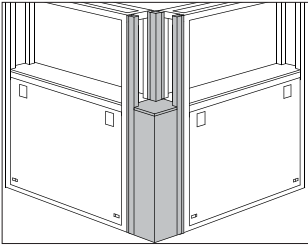
Product Information
Description
This connector starts a peninsula configuration by attaching a low or pass-through module to a wall or column. It includes a shelf end cap.
Notes
For low module, specify 48"-high wall start; for pass-through module, specify 80"-high wall start.
Order draw rods (AO215,) or seismic draw rods (CO215,) separately.
Package does not contain attachment hardware; designer must select fasteners appropriate for wall conditions and installer must field install.
Dimensions



Specification Information
Step 1.
C1212.
Step 2. Height
48 48" high
80 80" high
Prices for Steps 1-2.
C1212. 48 \$782
80 \$883
Step 3. Surface Finish
JD warm grey neutral Chemsurf® +\$0
KH light tone Chemsurf® +\$0
KR inner tone light Chemsurf® +\$0
LE soft white Chemsurf® +\$0

Co/Struc® Structure

2-Way Module Corner Connector C1220.



Co/Struc® Structure

Product Information

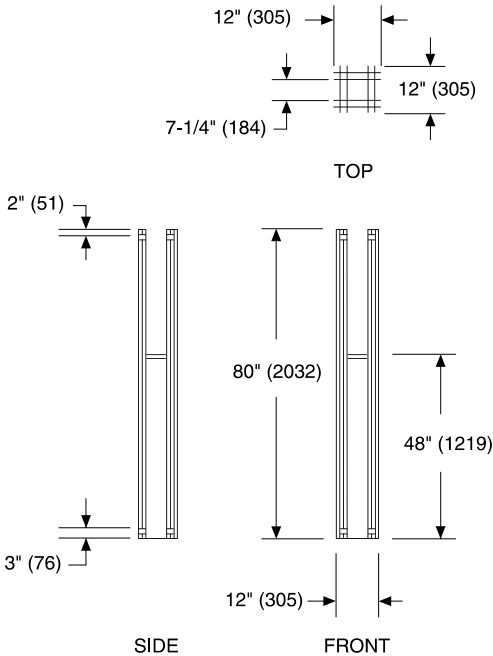
Description

This connector joins 2 modules of equal or unequal heights at a 90° angle. It includes a top shelf and filler panels to enclose the utility chase.

Notes

Order draw rods (AO215.) or seismic draw rods (CO215.) separately. To attach module of unequal height, order 2 change of height draw rods (AO219.) and 2 change of height panel/panel finished ends (AO272.) separately.

Dimensions



Specification Information

Step 1.

C1220.

Step 2. Height

48	48" high
80	80" high

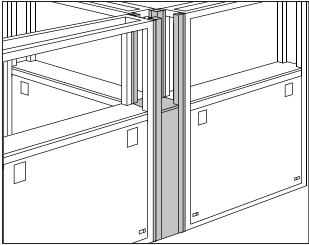
Prices for Steps 1-2.

C1220. 48	\$1817
80	\$2180

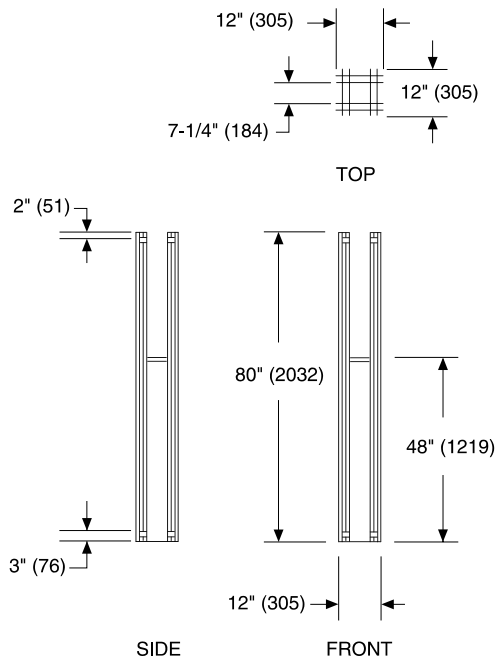
Step 3. Surface Finish

JD	warm grey neutral Chemsurf®	+\$0
KH	light tone Chemsurf®	+\$0
KR	inner tone light Chemsurf®	+\$0
LE	soft white Chemsurf®	+\$0

3-Way Module Corner Connector      C1230.



Product Information
Description
This connector joins 3 modules of equal or unequal heights at 90° angles. It includes a top shelf and filler panels to enclose the utility chase.
Notes
Order draw rods (AO215.) or seismic draw rods (CO215.) separately. To attach module of unequal height, order 2 change of height draw rods (AO219.) and 2 change of height panel/panel finished ends (AO272.) separately.
Dimensions

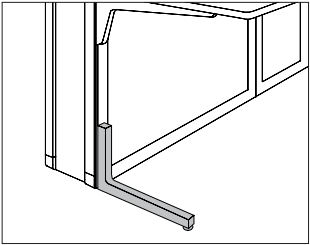


Specification Information
Step 1.
<b>C1230.</b>
Step 2. Height
<b>48</b> 48" high
<b>80</b> 80" high
Prices for Steps 1-2.
<b>C1230. 48</b> \$1817
<b>80</b> \$2180
Step 3. Surface Finish
<b>JD</b> warm grey neutral Chemsurf®      +\$0
<b>KH</b> light tone Chemsurf®      +\$0
<b>KR</b> inner tone light Chemsurf®      +\$0
<b>LE</b> soft white Chemsurf®      +\$0

Co/Struc® Structure

Module Support Leg

C1275.

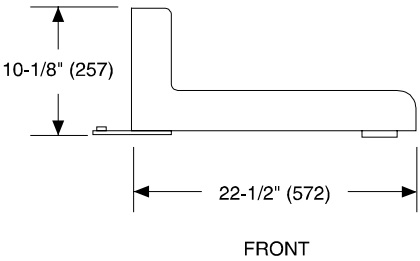
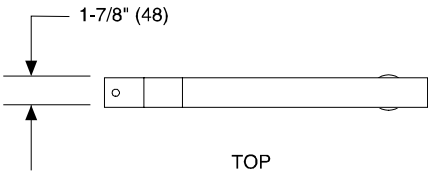


Co/Struc® Structure

Product Information

**Description**  
This leg provides additional support for normal loading on a low or pass-through module. It has a leveling glide.

Dimensions



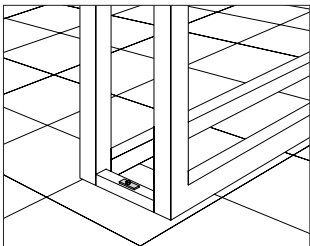
Specification Information

Step 1.  
**C1275.** \$845

Step 2. Surface Finish		
<b>HF</b>	inner tone light	+\$0
<b>LT</b>	light tone	+\$0
<b>LU</b>	soft white	+\$0
<b>WN</b>	warm grey neutral	+\$0

Anchor Support Kit

C1276.

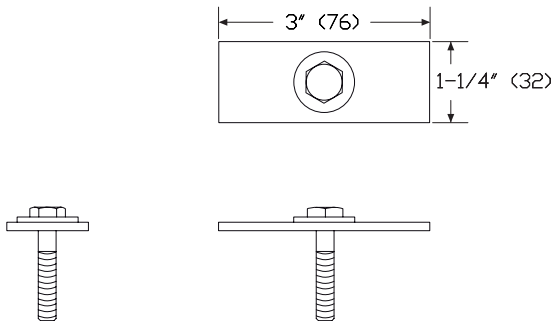


Product Information
Description
This kit fastens a module to the floor. It includes a bolt, spacer, and plate. Package contains 10.
Notes
Anchor support kit is not acceptable for seismic anchoring. Source anchor component separately.
Dimensions

Specification Information
Step 1.
C1276.

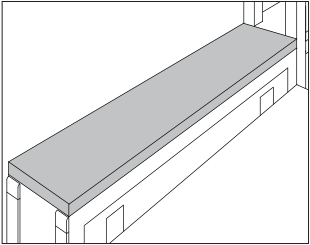
\$417

Co/Struc® Structure



Top Shelf

C1510.



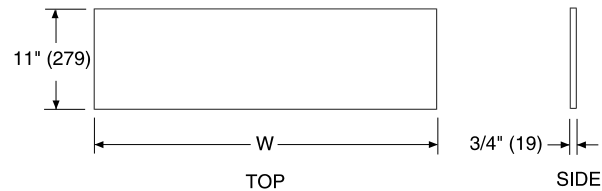
Co/Struc® Structure

Product Information

Description

This 11"-deep shelf encloses the top of a low module service chase and provides a storage shelf. It has a Chemsurf® surface. The shelf can be drilled for fixtures or piping. It cannot attach to a pass-through module.

Dimensions



Specification Information

Step 1.

C1510.12

Step 2. Width

12	12" wide
24	24" wide
30	30" wide
36	36" wide
48	48" wide

Prices for Steps 1-2.

C1510.12	12	\$327
	24	\$438
	30	\$549
	36	\$576
	48	\$591

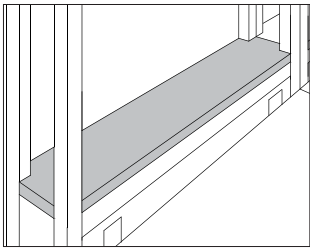
Step 3. Surface Finish

JD	warm grey neutral Chemsurf®	+\$0
KH	light tone Chemsurf®	+\$0
KR	inner tone light Chemsurf®	+\$0
LE	soft white Chemsurf®	+\$0

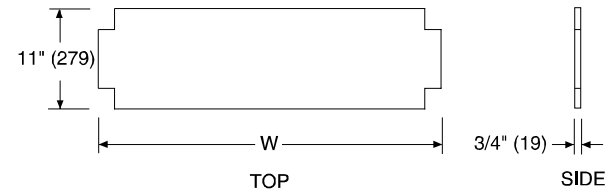


Interior Shelf

C1511.



Product Information
Description
This 11"-deep shelf fits inside a pass-through module. It encloses the top of a 48"-high service chase and provides a storage shelf. The shelf has a Chemsurf® surface. It can be drilled for fixtures or piping. Attachment hardware is included.
Notes
To install shelf higher than 48", order interior shelf and support kit (C1515.) separately.
Dimensions

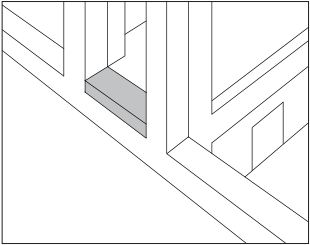


Specification Information
Step 1.
C1511.12
Step 2. Width
24 24" wide
30 30" wide
36 36" wide
48 48" wide
Prices for Steps 1-2.
C1511.12 24 \$521
30 \$580
36 \$617
48 \$651
Step 3. Surface Finish
JD warm grey neutral Chemsurf® +\$0
KH light tone Chemsurf® +\$0
KR inner tone light Chemsurf® +\$0
LE soft white Chemsurf® +\$0

Co/Struc® Structure

Shelf End Cap

C1510.  
C1511.



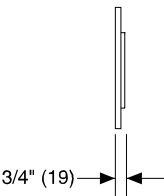
Co/Struc® Structure

Product Information

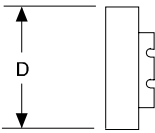
Description

This cap finishes the end of an interior or top shelf at the connection of a low or pass-through module and an interface connector. It has a Chemsurf® surface. Attachment hardware is included.

Dimensions



SIDE



TOP

Specification Information

Step 1.

C151

Step 2. Depth/Usage

- 1.E 7" deep for interior shelf
- 0.E 12" deep for top shelf

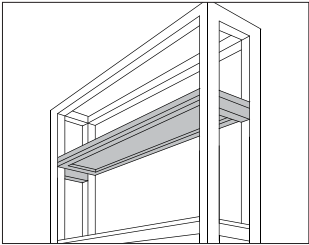
Prices for Steps 1-2.

C1511.E	\$290
C1510.E	\$283

Step 3. Surface Finish

JD	warm grey neutral Chemsurf®	+\$0
KH	light tone Chemsurf®	+\$0
KR	inner tone light Chemsurf®	+\$0
LE	soft white Chemsurf®	+\$0

Interior Shelf and Support KitC1515.

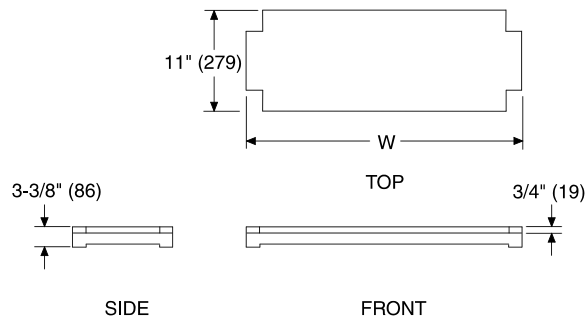


Product Information

Description

This 11" deep interior shelf is installed within a pass-through module. Attachment hardware is included.

Dimensions



Specification Information

Step 1.

C1515.12

Step 2. Width

24	24" wide
30	30" wide
36	36" wide
48	48" wide

Prices for Steps 1-2.

C1515.12	24	\$1023
	30	\$1105
	36	\$1229
	48	\$1401

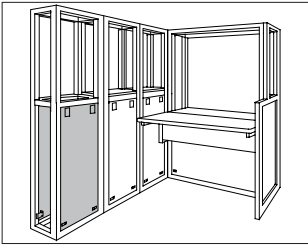
Step 3. Surface Finish

JD	warm grey neutral Chemsurf®	+\$0
KH	light tone Chemsurf®	+\$0
KR	inner tone light Chemsurf®	+\$0
LE	soft white Chemsurf®	+\$0

Co/Struc® Structure

Access Panel Assembly

C1412.



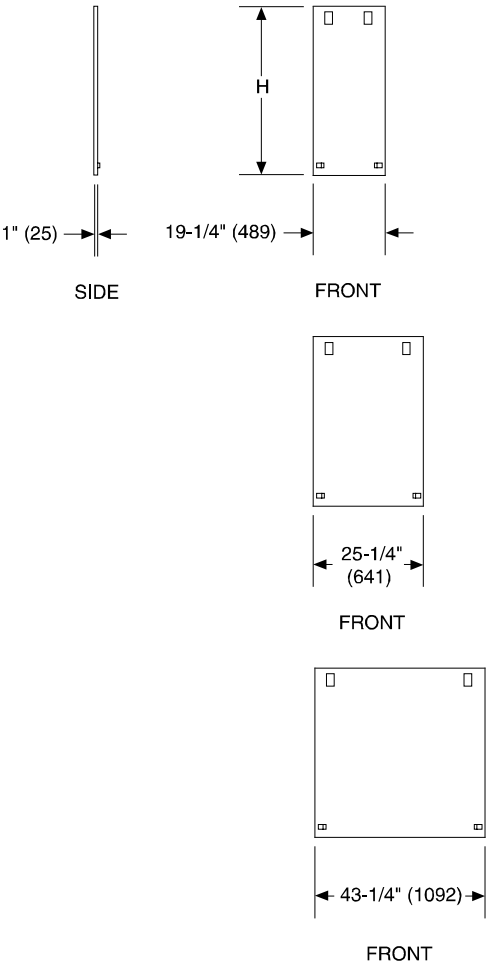
Co/Struc® Structure

Product Information

**Description**  
This assembly of 2 access panels attaches to a freestanding module and encloses both sides of the service chase. The panels mount in a flush or recessed position and are removable for service access. Each panel has 2 knockouts for standard duplex electrical outlets. Brackets and mounting hardware are included. Shipped knocked down.  
The assembly has 2 30"- or 2 42"-high access panels.

**Notes**  
Order low module (C1112.) or pass-through module (C1114.) separately.  
For interior shelf mounted at 36" on pass-through module, specify 30"-high assembly.  
For interior shelf mounted at 48" on pass-through module, specify 42"-high assembly.

Dimensions



## Specification Information

## Step 1.

**C1412.**

## Step 2. Height

**30** 30" high**42** 42" high

## Step 3. Width

**19** 19<sup>1</sup>/<sub>4</sub>" wide**25** 25<sup>1</sup>/<sub>4</sub>" wide**31** 31<sup>1</sup>/<sub>4</sub>" wide**43** 43<sup>1</sup>/<sub>4</sub>" wide

## Prices for Steps 1-3.

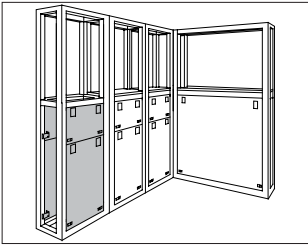
	<b>19</b>	<b>25</b>	<b>31</b>	<b>43</b>
<b>C1412. 30</b>	\$821	957	1001	1032
<b>42</b>	\$922	1075	1175	1293

## Step 4. Surface Finish

**HF** inner tone light +\$0**LT** light tone +\$0**LU** soft white +\$0**WN** warm grey neutral +\$0

Combination Access Panel Assembly

C1422.



Co/Struc® Structure

Product Information

**Description**  
This assembly of 4 access panels attaches to a freestanding module and encloses both sides of the service chase. The panels mount in a flush or recessed position and are removable for service access. Each panel has 2 knockouts (4 per module side) for standard duplex electrical outlets. Brackets and mounting hardware are included.

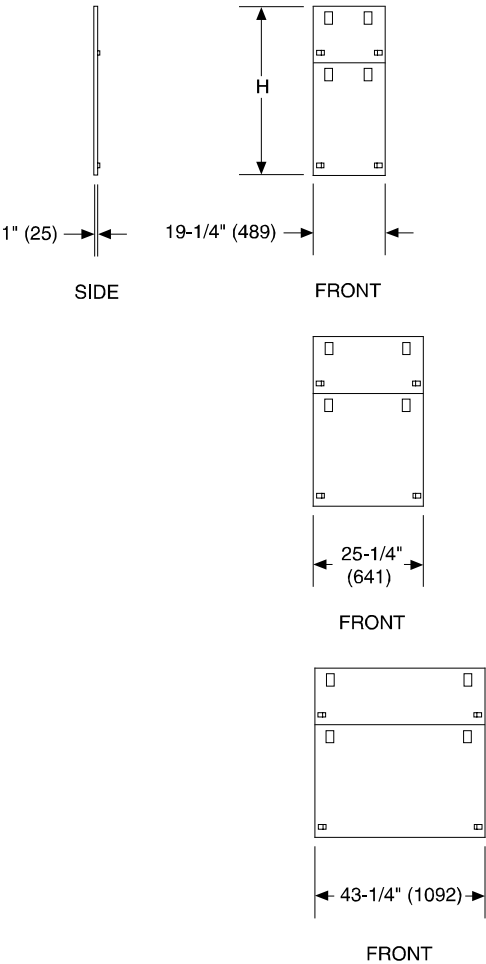
**Shipped knocked down.**  
The 24"-high assembly has 4 12"-high access panels; the 42"-high assembly has 2 12"- and 2 30"-high access panels.

**Notes**  
Order low module (C1112.) or pass-through module (C1114.) separately.

For interior shelf mounted 30" high on pass-through module, specify 24"-high assembly.

For interior shelf mounted 48" high on pass-through module, specify 42"-high assembly.

Dimensions



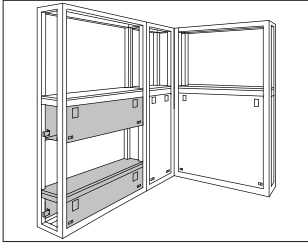
# Combination Access Panel

## Assembly *continued*

Specification Information				
Step 1.				
C1422.				
Step 2. Height				
24	24" high			
42	42" high			
Step 3. Width				
19	19 <sup>3</sup> / <sub>4</sub> " wide			
25	25 <sup>1</sup> / <sub>4</sub> " wide			
31	31 <sup>1</sup> / <sub>4</sub> " wide			
43	43 <sup>3</sup> / <sub>4</sub> " wide			
Prices for Steps 1-3.				
	19	25	31	43
C1422. 24	\$1621	1700	1779	1845
42	\$1724	1913	2124	2241
Step 4. Surface Finish				
HF	inner tone light			+\$0
LT	light tone			+\$0
LU	soft white			+\$0
WN	warm grey neutral			+\$0

# Low Cup Sink Access Panel Assembly

C1432.



Co/Struc® Structure

## Product Information

### Description

This assembly attaches to a pass-through module and creates a low cup sink assembly in the lower service chase. It encloses both sides of the service chase and has removable panels for service access. The assembly includes 4 12"-high access panels, 1 shelf support frame, 1 interior shelf, 1 bottom chase cover, and attachment hardware. Each 12"-high panel has 2 knockouts for standard duplex electrical outlets. The assembly has a 15<sup>1</sup>/<sub>4</sub>" space for a cup sink; this divides the service chase into 2 12" segments. Shipped knocked down.

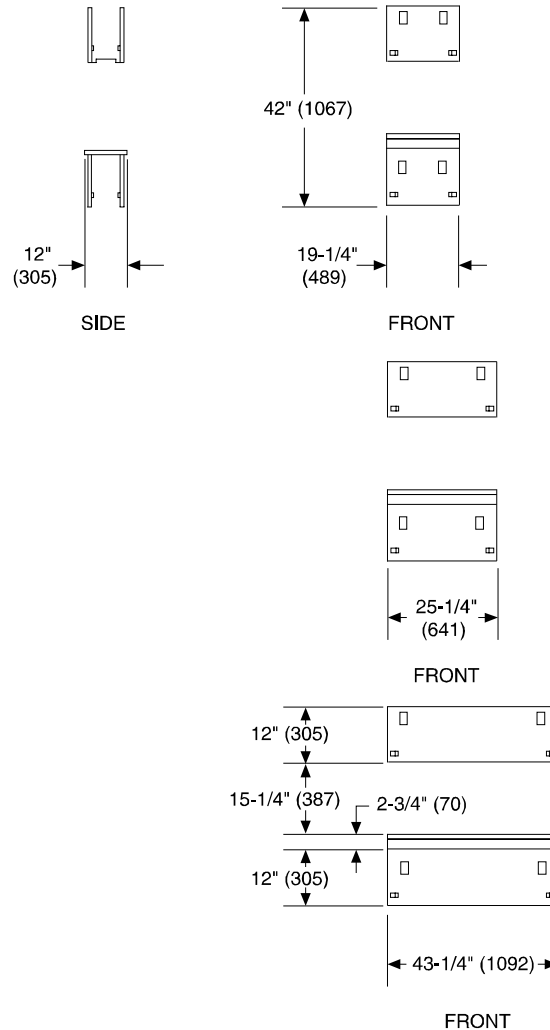
### Notes

Order pass-through module (C1114.) separately.

To enclose service chase of adjacent module, order center closure panel (C1455.1607) separately.

Customer must order sink and fixtures separately and field cut interior shelf to hold sink.

## Dimensions



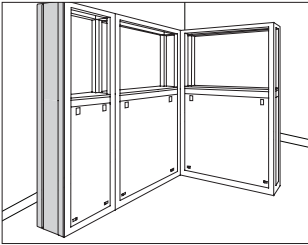


# Low Cup Sink Access Panel Assembly *continued*

Specification Information		
Step 1.		
<b>C1432.42</b>		
Step 2. Width		
<b>19</b>	19 <sup>1</sup> / <sub>4</sub> " wide	
<b>25</b>	25 <sup>1</sup> / <sub>4</sub> " wide	
<b>43</b>	43 <sup>1</sup> / <sub>4</sub> " wide	
Prices for Steps 1-2.		
<b>C1432.42</b>	<b>19</b>	\$2492
	<b>25</b>	\$2721
	<b>43</b>	\$3008
Step 3. Surface Finish		
<b>JD</b>	warm grey neutral Chemsurf®	+\$0
<b>KH</b>	light tone Chemsurf®	+\$0
<b>KR</b>	inner tone light Chemsurf®	+\$0
<b>LE</b>	soft white Chemsurf®	+\$0

End Closure Assembly

C1451.



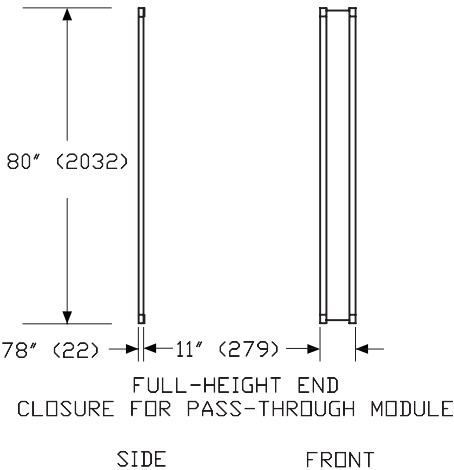
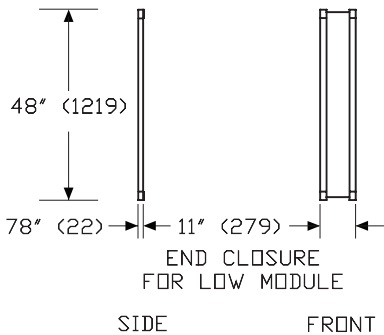
Co/Struc® Structure

Product Information

**Description**  
This assembly encloses the end of a module when a terminal panel is not used.  
The end closure for a low module has a 48"-high panel and 2 48"-high end caps. The full-height end closure for a pass-through module has an 80"-high panel and 2 80"-high end caps.

**Notes**  
Order low module (C1112.) or pass-through module (C1114.) separately.

Dimensions



Specification Information

**Step 1.**  
**C145**  
**Step 2. Type**  
**1.4811** end closure for low module  
**1.8011** full-height end closure for pass-through module

Prices for Steps 1-2.	
<b>C1451.4811</b>	\$385
<b>C1451.8011</b>	\$504

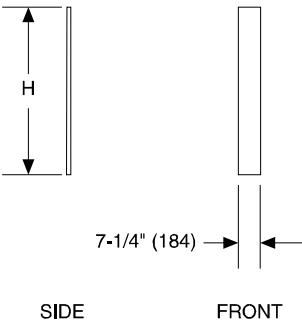
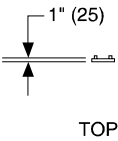
Step 3. Surface Finish		
<b>HF</b>	inner tone light	+\$0
<b>LT</b>	light tone	+\$0
<b>LU</b>	soft white	+\$0
<b>WN</b>	warm grey neutral	+\$0

Center Closure Panel

C1455.



Product Information
Description
This panel attaches to the inside of a module run and encloses the end of a service chase. Attachment hardware is included.
Notes
To enclose service chase on either end of cup sink opening or 14"-high openings created by partial chases at panel connections, order 16"-high panel.
To enclose lower interior module chase, order 43"-high panel.
To enclose upper section of pass-through module, order 32"-high panel.
Dimensions

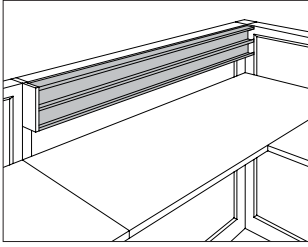


Specification Information
Step 1.
C1455.
Step 2. Height
1607 16" high
3207 32" high
4307 43" high
Prices for Steps 1-2.
C1455. 1607 \$867
3207 \$879
4307 \$883
Step 3. Surface Finish
HF inner tone light +\$0
LT light tone +\$0
LU soft white +\$0
WN warm grey neutral +\$0

Co/Struc® Structure

## Wire Chase Rail

C1313.  
C1314.



Co/Struc® Structure

### Product Information

#### Description

This aluminum rail attaches to 1 side of an equal-width module or support panel and provides 1 or 2 cable management channels. It cannot be used with an Action Office® Series 1 or 2 connector.

#### Notes

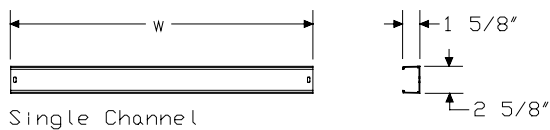
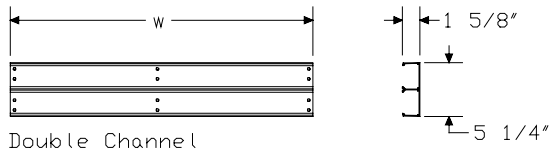
Order connection components separately:

- Wire chase rail bridge (C1326. or C1327.) to connect across mid-run support panel or back side of 3-way connector
- 90° inside corner wire chase rail (C1321. or C1322.) to connect around 90° inside corner

Order wire chase rail covers (C1315., C1316., C1317., or C1318.) and rail end cap (C1331. or C1332.) separately.

Receptacles must be customer supplied.

#### Dimensions



### Specification Information

#### Step 1.

#### C131

#### Step 2. Type

- double channel
- single channel

#### Step 3. Width

- |           |  |
|-----------|--|
| <b>24</b> | 24" wide   |
| <b>30</b> | 30" wide   |
| <b>36</b> | 36" wide   |
| <b>42</b> | 42" wide <span style="border: 1px solid black; padding: 0 2px;">A</span> |
| <b>48</b> | 48" wide   |
| <b>60</b> | 60" wide   |
| <b>72</b> | 72" wide   |
| <b>96</b> | 96" wide   |

#### Prices for Steps 1-3.

<b>C1313. 24</b>	\$160
<b>30</b>	\$204
<b>36</b>	\$259
<b>42</b>	\$302
<b>48</b>	\$316
<b>60</b>	\$398
<b>72</b>	\$472
<b>96</b>	\$628

<b>C1314. 24</b>	\$84
<b>30</b>	\$107
<b>36</b>	\$134
<b>42</b>	\$151
<b>48</b>	\$160
<b>60</b>	\$202
<b>72</b>	\$237
<b>96</b>	\$316

#### Step 4. Surface Finish

*For double channel (3.) with 24" wide (24)*

<b>AN</b>	clear anodized aluminum	+\$0
-----------	-------------------------	------

*For double channel (3.) with 30" wide (30)*

<b>AN</b>	clear anodized aluminum	+\$0
-----------	-------------------------	------

*For double channel (3.) with 36" wide (36)*

<b>AN</b>	clear anodized aluminum	+\$0
-----------	-------------------------	------

## Wire Chase Rail *continued*

---

*For double channel (3.) with 42" wide (42)*  
**AN** clear anodized aluminum +\$0

---

*For double channel (3.) with 48" wide (48)*  
**AN** clear anodized aluminum +\$0

---

*For double channel (3.) with 60" wide (60)*  
**AN** clear anodized aluminum +\$0

---

*For double channel (3.) with 72" wide (72)*  
**AN** clear anodized aluminum +\$0

---

*For double channel (3.) with 96" wide (96)*  
**AN** clear anodized aluminum +\$0

---

*For single channel (4.) with 24" wide (24)*  
**AN** clear anodized aluminum +\$0

---

*For single channel (4.) with 30" wide (30)*  
**AN** clear anodized aluminum +\$0

---

*For single channel (4.) with 36" wide (36)*  
**AN** clear anodized aluminum +\$0

---

*For single channel (4.) with 42" wide (42)*  
**AN** clear anodized aluminum +\$0

---

*For single channel (4.) with 48" wide (48)*  
**AN** clear anodized aluminum +\$0

---

*For single channel (4.) with 60" wide (60)*  
**AN** clear anodized aluminum +\$0

---

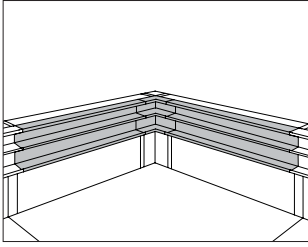
*For single channel (4.) with 72" wide (72)*  
**AN** clear anodized aluminum +\$0

---

*For single channel (4.) with 96" wide (96)*  
**AN** clear anodized aluminum +\$0

## Wire Chase Rail, 90° Inside Corner

C1321.  
C1322.



Co/Struc® Structure

### Product Information

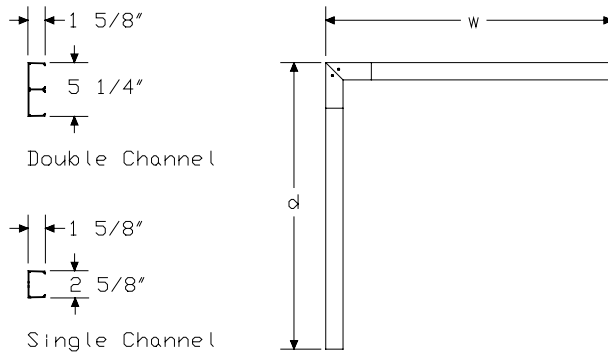
#### Description

This aluminum rail attaches to 2 modules or support panels at a 90° inside corner. It cannot be used with an Action Office® Series 1 or 2 connector.

#### Notes

Rail includes 2 6" mitered corner covers. Order wire chase rail covers to cover the remaining length of each rail (C1315., C1316., C1317., or C1318.) separately.

#### Dimensions



### Specification Information

#### Step 1.

#### C132

#### Step 2. Type

1. double channel
2. single channel

#### Step 3. Width

- 24** 24" wide  
**30** 30" wide  
**48** 48" wide

#### Step 4. Depth

##### For 24" wide (24)

- 24** 24" deep  
**30** 30" deep  
**48** 48" deep

##### For 30" wide (30)

- 30** 30" deep  
**48** 48" deep

##### For 48" wide (48)

- 48** 48" deep

#### Prices for Steps 1-4.

	24	30	48
<b>C1321. 24</b>	\$550	592	706
<b>30</b>	—	\$627	742
<b>48</b>	—	—	\$856
<b>C1322. 24</b>	\$369	398	454
<b>30</b>	—	\$416	472
<b>48</b>	—	—	\$532

#### Step 5. Surface Finish

##### For double channel (1.) with 30" wide (30) with 48" deep (48)

**AN** clear anodized aluminum +\$0

##### For double channel (1.) with 48" wide (48) with 48" deep (48)

**AN** clear anodized aluminum +\$0

##### For single channel (2.) with 24" wide (24) with 24" deep (24)

**AN** clear anodized aluminum +\$0

## Wire Chase Rail, 90° Inside Corner *continued*

---

*For single channel (2.) with 24" wide (24) with 30" deep (30)*

<b>AN</b>	clear anodized aluminum	+\$0
-----------	-------------------------	------

---

*For single channel (2.) with 24" wide (24) with 48" deep (48)*

<b>AN</b>	clear anodized aluminum	+\$0
-----------	-------------------------	------

---

*For single channel (2.) with 30" wide (30) with 30" deep (30)*

<b>AN</b>	clear anodized aluminum	+\$0
-----------	-------------------------	------

---

*For single channel (2.) with 30" wide (30) with 48" deep (48)*

<b>AN</b>	clear anodized aluminum	+\$0
-----------	-------------------------	------

---

*For single channel (2.) with 48" wide (48) with 48" deep (48)*

<b>AN</b>	clear anodized aluminum	+\$0
-----------	-------------------------	------

---

*For double channel (1.) with 24" wide (24) with 24" deep (24)*

<b>AN</b>	clear anodized aluminum	+\$0
-----------	-------------------------	------

---

*For double channel (1.) with 24" wide (24) with 30" deep (30)*

<b>AN</b>	clear anodized aluminum	+\$0
-----------	-------------------------	------

---

*For double channel (1.) with 24" wide (24) with 48" deep (48)*

<b>AN</b>	clear anodized aluminum	+\$0
-----------	-------------------------	------

---

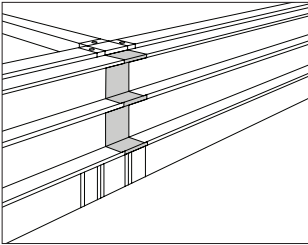
*For double channel (1.) with 30" wide (30) with 30" deep (30)*

<b>AN</b>	clear anodized aluminum	+\$0
-----------	-------------------------	------

---

Wire Chase Rail Bridge

C1326.  
C1327.



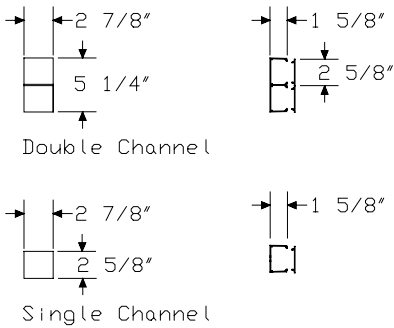
Co/Struc® Structure

Product Information

**Description**  
This bridge joins wire chase rails across a mid-run support panel or on the back side of a 3-way 90° connector. It allows the continuation of a cable management channel and includes a blank cover. The bridge cannot be used with an Action Office® Series 1 or 2 connector.

- Notes**  
Order 1 of the following products separately:
- 3-way 90° connector (C1231.)
  - Mid-run support (C1272. or C1273.)

Dimensions



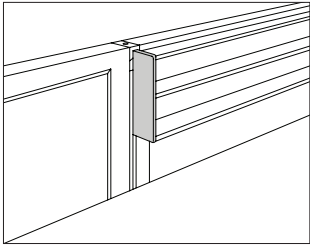
Specification Information

Step 1.	
C132	
Step 2. Type	
6.	double channel
7.	single channel
Prices for Steps 1-2.	
C1326.	\$141
C1327.	\$141
Step 3. Surface Finish	
AN	clear anodized aluminum +\$0

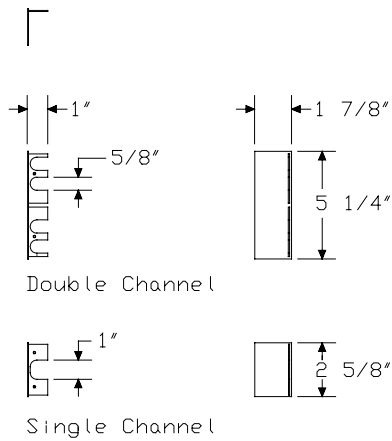


Wire Chase Rail End Cap

C1331.  
C1332.



Product Information
Description
This end cap finishes the exposed end of a wire chase rail. Package contains 2.
Dimensions

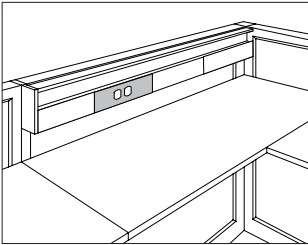


Specification Information
Step 1.
C133
Step 2. Type
1. double channel
2. single channel
Prices for Steps 1-2.
C1331.
C1332.
Step 3. Surface Finish
AN clear anodized aluminum

Co/Struc® Structure

Wire Chase Rail Cover

C1315.  
C1316.  
C1317.  
C1318.

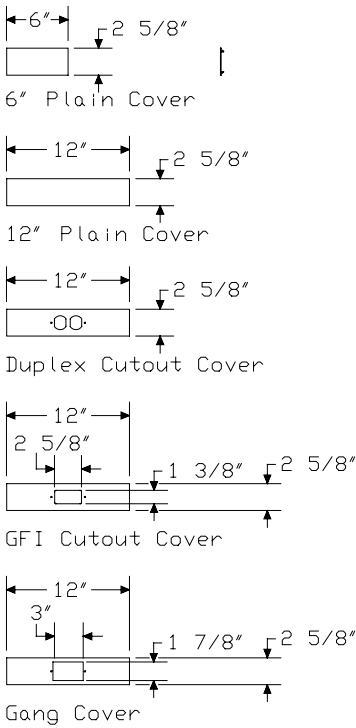


Co/Struc® Structure

Product Information
Description
This cover encloses a wire chase rail.
Notes
Specify type to cover wire chase rail's power and/or data outlets. Specify covers in 6"- or 12"-wide increments to match rail width.
Dimensions

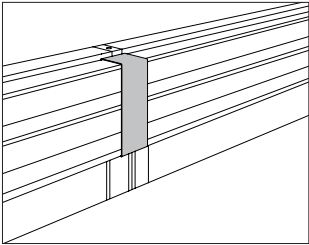
Specification Information
Step 1.
C131
Step 2. Type
5.06 6"-wide plain cover
5.12 12"-wide plain cover
6. duplex cutout cover
7. GFI cutout cover
8. gang cover

Prices for Steps 1-2.		
	<b>C1315.06</b>	\$32
	<b>C1315.12</b>	\$39
	<b>C1316.</b>	\$42
	<b>C1317.</b>	\$44
	<b>C1318.</b>	\$44
Step 3. Surface Finish		
<b>AN</b>	clear anodized aluminum	+\$0



Wire Chase Overlay

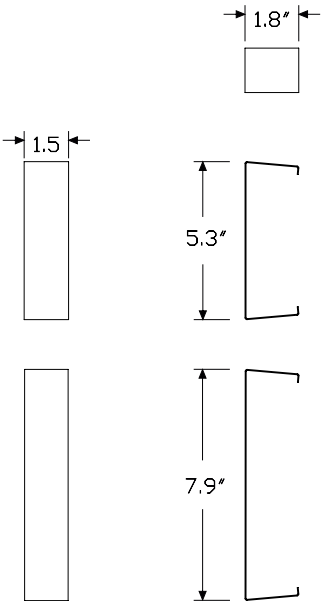
C1358.

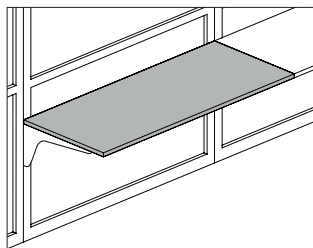


Product Information
Description
This 1½"-wide cover wraps around the outside of a wire chase channel to cover gaps between adjoining channels and covers.
Notes
Order wire chase and covers separately.
Dimensions

Specification Information	
Step 1.	
C1358.	
Step 2. Type	
D	double channel
T	triple channel
Prices for Steps 1-2.	
C1358. D	\$39
T	\$57

Co/Struc® Structure





### Product Information

#### Description

This work surface hangs from a panel, module, or wall strips and is available as laminate or solid surface. The work surface, when supported by work surface supports has a top-loading capacity of up to 200 pounds. The solid surface option, when supported by sink products has a top-loading capacity of 250 pounds. Appropriate sink products and work surface supports must be specified and ordered separately.

#### Notes

For laminate option (L), order standard duty work surface supports (C2140.S) separately.

For solid surface option (K), order 1 of the following products separately:

- ADA sink support, systems mounted (C2520.)
- Sink module (C2512.)
- Sink unit for storage (C2513.)
- Work surface support, standard duty (C2140.S)

Work surface with solid surface option (K) will not accept a storage case (C5040.) without storage case leg (C5050.).

To support a 30" deep work surface installed on wall strips, a storage case (C5040.) with storage case leg (C5050.) is required. Order separately.

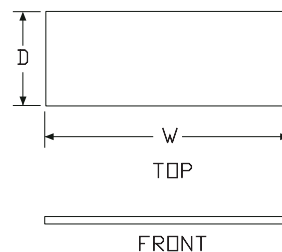
Work surface with solid surface option (K) has a matte gloss level and includes a backsplash.

When hanging work surface with laminate option (L) from wall strips, order recommended backsplash (C2910.) separately.

Order optional products separately:

- Drawer bearer package (CO228)
- Gripper package (CO266), for laminate (L) option only
- Keyboard/Mouse Support, Adjustable (Y7710.)
- Lockable drawer bearer (CO396)

### Dimensions



# Standard-Duty Work Surface

continued

## Specification Information

### Step 1.

**C2142.**

### Step 2. Depth

**24** 24" deep

**30** 30" deep

### Step 3. Width

**24** 24" wide

**30** 30" wide

**36** 36" wide

**48** 48" wide

**60** 60" wide

**72** 72" wide

**96** 96" wide

### Step 4. Material

*For 24" wide (24), 30" wide (30), 36" wide (36), 48" wide (48), or 60" wide (60)*

**L** high - pressure laminate

**K** solid surface

*For 72" wide (72) or 96" wide (96)*

**L** high - pressure laminate

### Prices for Steps 1-4.

	<b>L</b>	<b>K</b>
<b>C2142. 24 24</b>	\$154	1891
<b>30</b>	\$190	2195
<b>36</b>	\$255	2754
<b>48</b>	\$340	3115
<b>60</b>	\$494	3729
<b>72</b>	\$620	—
<b>96</b>	\$794	—
<b>30 24</b>	\$163	2117
<b>30</b>	\$235	2458
<b>36</b>	\$296	3079
<b>48</b>	\$472	3471
<b>60</b>	\$669	4150
<b>72</b>	\$823	—
<b>96</b>	\$984	—

### Step 5. Finish

*For high - pressure laminate (L)*

**HF** inner tone light +\$0

**LT** light tone +\$0

**LU** soft white +\$0

**WN** warm grey neutral +\$0

*For solid surface (K)*

**CQ** glacier white +\$0

**QB** bisque +\$0

**1S** savannah +\$52

**1U** sahara +\$52

**4I** sandstone +\$52

**58** cameo white +\$50

**ANC** antarctica +\$50

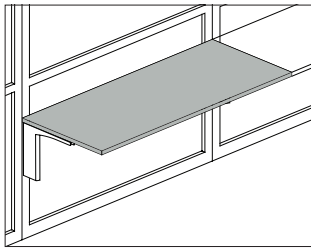
**OQ** silt +\$52

**SVG** silver gray +\$50

**CRT** concrete +\$200

**DVC** dove +\$200

Co/Struc® Work Surfaces



### Product Information

#### Description

This work surface is supported by heavy duty work surface supports, allowing it to hang from a panel, module, or wall strips. It has a top-loading capacity of up to 400 pounds. It can hold drawers and includes drawer bearers. Appropriate heavy duty work surface supports must be specified and ordered separately.

The work surface can be specified as laminate, Chemsurf®, stainless steel, Corian®, or phenolic resin. A 51"-wide surface has a 3" overhang on the left or right side to fill the gap created by a mid-run support, C-series 3-way connector, or interface connector. A 96"-wide surface includes 1 additional support bracket. The 24"-wide surface cannot accept components.

#### Notes

Order heavy duty work surface supports (C2140.H, C2140.W, C214.R) separately.

For stainless steel option (S), order 1 of the following products separately:

- Heavy duty work surface support, with component adapter (C2140.W)
- Heavy duty work surface support, component adapter ready (C2140.R)

Work surface with phenolic resin option (P) or Corian option (K) must use work surface supports (C2140.) heavy duty, with component adaptor (W) or heavy duty, component adaptor ready (R) options.

Finish color on phenolic resin option (P) is black.

Work surface with solid surface option (K) has a matte gloss level.

Work surface with phenolic resin option (P) or Corian option (K) includes a backsplash.

Work surface with phenolic resin option (P) is 1" thick and includes spacers for transitioning to adjacent, non-resin surfaces.

To support a 30" deep work surface installed on wall strips, a storage case (C5040.) with storage case leg (C5050.) is required. Order separately.

When hanging a work surface with laminate option (L) or Chemsurf® option (C) from wall strips, order recommended backsplash (C2910.) separately.

Work surface supports the following quantities of drawers, C frames, or storage cabinets:

- 24" wide: 1 drawer
- 30", 36" wide: 1 drawer, 1 C frame or 1 storage cabinet
- 48", 51", and 60" wide: 2 drawers, 2 C frames, or 2 storage cabinets
- 72" wide: 3 drawers, 3 C frames, or 3 storage cabinets
- 96" wide: 4 drawers, 4 C frames, or 4 storage cabinets

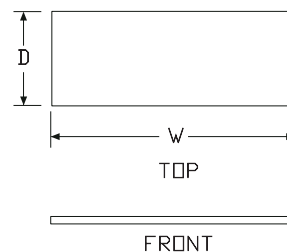
24"-wide work surface will not accept a storage case (C5040.) or storage unit (C5010.) or C frame (C0205).

Work surface with phenolic resin option (P) or stainless steel option (S) will not accept a keyboard/mouse support, adjustable (Y7710.).

Order optional products separately:

- Drawer (C0207, C0208, or C0209)
- Keyboard tray (Y7710.), except for stainless steel (S) and phenolic resin (P) surfaces
- Pencil drawer (A0480.)
- Storage case (C5040.) and adapter rail (C1610.), except for phenolic resin (P) surfaces
- Storage unit (C5010.) and component adaptor (C2193.)

### Dimensions



## Heavy-Duty Work Surface *continued*

### Specification Information

#### Step 1.

**C2141.**

#### Step 2. Depth

**24** 24" deep

**30** 30" deep

#### Step 3. Width

**24** 24" wide

**30** 30" wide

**36** 36" wide

**48** 48" wide

**5L** 51" wide, left overhang

**5R** 51" wide, right overhang

**60** 60" wide

**72** 72" wide

**96** 96" wide

#### Step 4. Material

*For 24" wide (24), 30" wide (30), 36" wide (36), 48" wide (48), 60" wide (60), or 72" wide (72)*

**L** high-pressure laminate

**C** Chemsurf®

**S** stainless steel ☐

**P** phenolic resin

**K** corian

*For 51" wide, left overhang (5L) or 51" wide, right overhang (5R)*

**L** high-pressure laminate

**C** Chemsurf®

**S** stainless steel ☐

**P** phenolic resin

**K** corian

*For 96" wide (96)*

**L** high-pressure laminate

**C** Chemsurf®

**S** stainless steel ☐

### Prices for Steps 1-4.

	L	C	S	P	K
<b>C2141. 24 24</b>	\$209	281	2826	1001	1661
<b>30</b>	\$223	330	3040	1185	1856
<b>36</b>	\$290	418	3630	1364	2262
<b>48</b>	\$395	528	4336	1726	3049
<b>5L</b>	\$471	609	4723	1909	3463
<b>5R</b>	\$471	609	4723	1909	3463
<b>60</b>	\$548	679	5651	1999	3465
<b>72</b>	\$679	827	6448	2273	4279
<b>96</b>	\$865	1033	7220	—	—
<b>30 24</b>	\$270	319	3181	1092	1892
<b>30</b>	\$281	429	3589	1364	2121
<b>36</b>	\$383	571	4563	1549	2566
<b>48</b>	\$514	726	5370	1999	3412
<b>5L</b>	\$536	750	5806	2273	3883
<b>5R</b>	\$536	750	5806	2273	3883
<b>60</b>	\$707	919	6893	2362	3875
<b>72</b>	\$865	1098	7938	2725	4811
<b>96</b>	\$1062	1340	8475	—	—

#### Step 5. Finish

*For high-pressure laminate (L)*

**HF** inner tone light +\$0

**LT** light tone +\$0

**LU** soft white +\$0

**WN** warm grey neutral +\$0

*For Chemsurf® (C)*

**JD** warm grey neutral Chemsurf® +\$0

**KH** light tone Chemsurf® +\$0

**KR** inner tone light Chemsurf® +\$0

**LE** soft white Chemsurf® +\$0

Heavy-Duty Work Surface *continued*

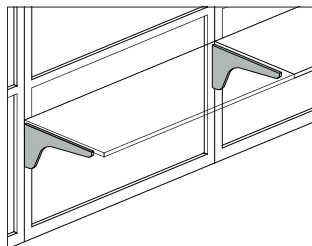
Co/Struc® Work Surfaces

<i>For corian (K)</i>		
<b>CQ</b>	glacier white	+\$0
<b>QB</b>	bisque	+\$0
<b>1S</b>	savannah	+\$380
<b>1U</b>	sahara	+\$380
<b>4I</b>	sandstone	+\$380
<b>58</b>	cameo white	+\$370
<b>ANC</b>	antarctica	+\$370
<b>IQ</b>	aurora	+\$380
<b>OQ</b>	silt	+\$380
<b>SVG</b>	silver gray	+\$100
<b>CRT</b>	concrete	+\$740
<b>DVC</b>	dove	+\$740



## Work Surface Support

C2140.



### Product Information

#### Description

This set of supports allows a standard- or heavy duty work surface to hang from a panel, module, or wall strips.

#### Notes

Supports for standard duty surfaces include the following:

Surface Width—Supports

24"-60" wide—2 supports (1 left and 1 right)

72" wide—3 supports (1 left, 1 middle, and 1 right)

96" wide—4 supports (1 left, 2 middle, and 1 right)

Supports for heavy duty surfaces include the following:

Surface Width—Supports

24"-72" wide—2 supports (1 left and 1 right)

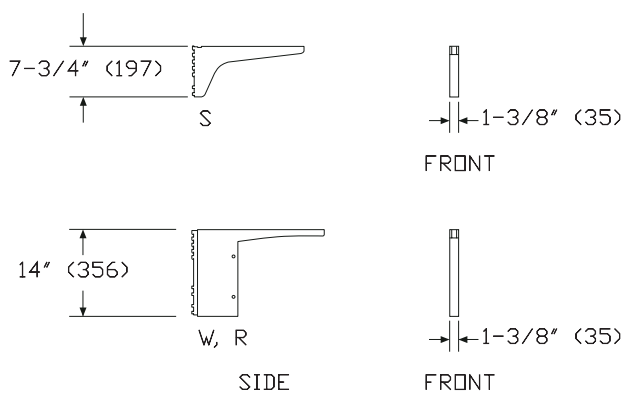
96" wide—3 supports (1 left, 1 middle, and 1 right)

For standard duty option (S), order standard duty work surface

(C2142.) separately.

For heavy duty options (W or R), order appropriate heavy duty work surface (C2141.) separately.

#### Dimensions



### Specification Information

#### Step 1.

**C2140.**

#### Step 2. Type

**S** standard duty

**W** heavy duty, with component adaptor

**R** heavy duty, component adaptor ready

#### Step 3. Depth

**24** for 24"-deep work surface

**30** for 30"-deep work surface

#### Step 4. Width

**24** 24" wide

**30** 30" wide

**36** 36" wide

**48** 48" wide

**60** 60" wide

**72** 72" wide

**96** 96" wide

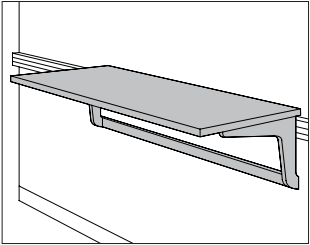
#### Prices for Steps 1-4.

		24	30	36	48	60	72
<b>C2140. S</b>	<b>24</b>	\$233	233	233	233	233	349
	<b>30</b>	\$233	233	233	233	233	349
	<b>W 24</b>	\$585	622	654	689	752	818
	<b>30</b>	\$640	682	711	746	809	875
	<b>R 24</b>	\$421	421	421	421	421	464
	<b>30</b>	\$478	478	478	478	478	526
							<b>96</b>
<b>C2140. S</b>	<b>24</b>						\$464
	<b>30</b>						\$464
	<b>W 24</b>						\$1129
	<b>30</b>						\$1217
	<b>R 24</b>						\$690
	<b>30</b>						\$784

#### Step 5. Finish

<b>HF</b>	inner tone light	+\$0
<b>LT</b>	light tone	+\$0
<b>LU</b>	soft white	+\$0
<b>WN</b>	warm grey neutral	+\$0

Rail-Hanging Work SurfaceC2410.

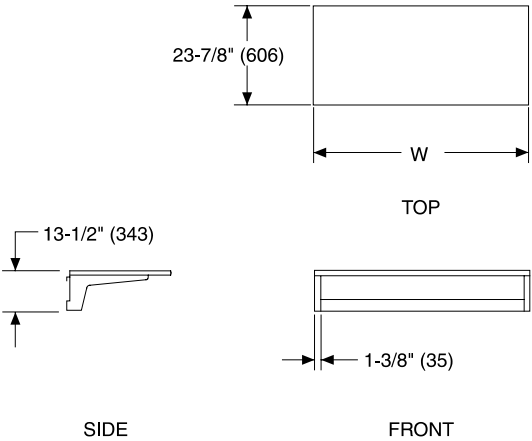


Product Information

**Description**  
This 24"-deep rectangular work surface hangs on a standard rail. It has predrilled holes for hanging drawers, suspended pedestals, or keyboard trays. The work surface can be installed, relocated, or removed without tools and without disturbing other rail components. The support arm finish matches the surface finish.

**Notes**  
Order optional work surface backsplash (C2910.) separately.  
Order optional keyboard/mouse support, adjustable (Y7710.) separately.

Dimensions

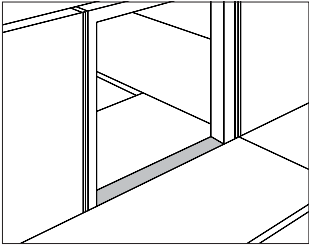


Specification Information

Step 1.		
C2410.24		
Step 2. Width		
48	48" wide	
72	72" wide	
Prices for Steps 1-2.		
C2410.24	48	\$1518
	72	\$1878
Step 3. Surface Finish		
HF	inner tone light	+\$0
LT	light tone	+\$0
LU	soft white	+\$0
WN	warm grey neutral	+\$0

Pass-Through Cover

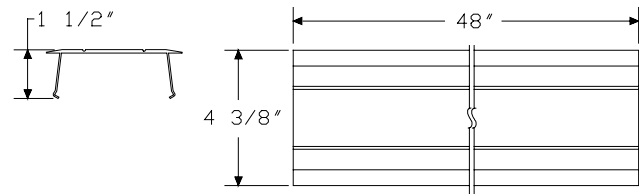
C2399.



Product Information
Description
This cover provides a continuous surface for 2 back-to-back squared-edge work surfaces hung on an open panel frame. It is 48" wide but can be field cut to fit a narrower opening.
Dimensions

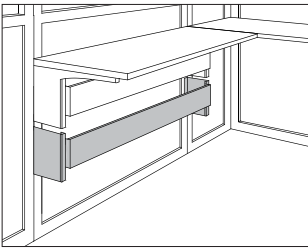
Specification Information		
Step 1.		
C2399.48		\$138
Step 2. Finish		
LU	soft white	+\$0

Co/Struc® Work Surfaces



C Frame Support

C2192.



Product Information

Description

This assembly attaches to a support panel, a module, or wall strips and provides support for a C frame and components hanging on the C frame. Attachment hardware is included. Shipped knocked down.

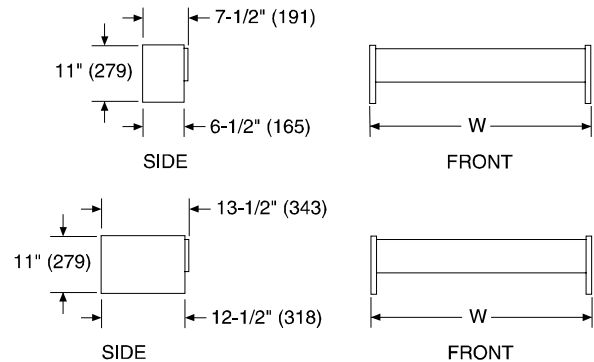
The assembly holds the following quantities of C frames:

- 24" and 30" wide: 1 C frame
- 48" and 60" wide: 2 C frames
- 72" wide: 3 C frames

Notes

For 51"-wide work surface, order 48"-wide C frame support.

Dimensions



Specification Information

Step 1.

C2192.

Step 2. Work Surface Depth

- |    |                           |
|----|---------------------------|
| 24 | for 24"-deep work surface |
| 30 | for 30"-deep work surface |

Step 3. Width

- |    |          |
|----|----------|
| 24 | 24" wide |
| 30 | 30" wide |
| 36 | 36" wide |
| 48 | 48" wide |
| 60 | 60" wide |
| 72 | 72" wide |

Prices for Steps 1-3.

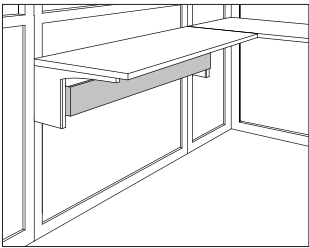
	24	30	36	48	60	72
C2192. 24	\$765	786	805	842	849	864
30	\$842	897	937	954	964	1009

Step 4. Surface Finish

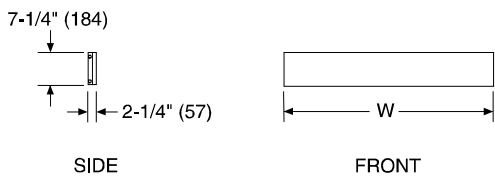
HF	inner tone light	+\$0
LT	light tone	+\$0
LU	soft white	+\$0
WN	warm grey neutral	+\$0

Component Adapter Kit

C2193.



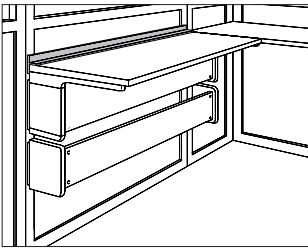
Product Information
Description
This kit attaches to a heavy-duty work surface support and allows C frames to hang below the work surface. Attachment hardware is included.
The kit holds the following quantities of C frames or storage units:
<ul style="list-style-type: none"><li>• 30" wide: 1 C frame or storage unit</li><li>• 48" and 60" wide: 2 C frames or storage units</li><li>• 72" wide: 3 C frames or storage units</li><li>• 96" wide: 4 C frames or storage units</li></ul>
Notes
The kit attaches to a work surface support (C2140.) with heavy duty, component adapter ready option (R).
For 51"wide work surface, order 48"wide kit.
96"wide kit is shipped in 2 pieces.
Order storage components separately:
<ul style="list-style-type: none"><li>• C frame (C0205)</li><li>• Storage unit (C5010.)</li></ul>
Dimensions



Specification Information
Step 1.
C2193.
Step 2. Width
24 24" wide
30 30" wide
48 48" wide
60 60" wide
72 72" wide
96 96" wide
Prices for Steps 1-2.
C2193. 24 \$220
30 \$264
48 \$311
60 \$377
72 \$466
96 \$593
Step 3. Surface Finish
HF inner tone light +\$0
LT light tone +\$0
LU soft white +\$0
WN warm grey neutral +\$0

Work Surface Backsplash

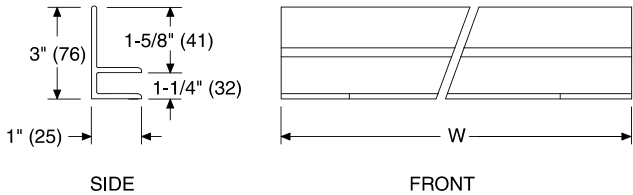
C2910.



Product Information

**Description**  
This plastic barrier attaches to the back edge of a C-series rectangular or corner work surface or to a process table and creates a backsplash. Package contains 6.

Dimensions



Specification Information

Step 1.

**C2910.**

Step 2. Width

**72** 72" wide

Prices for Steps 1-2.

**C2910. 72** \$576

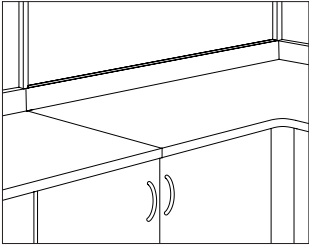
Step 3. Surface Finish

For 72" wide (72)

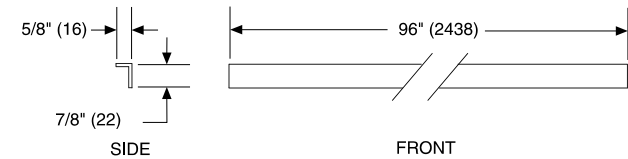
<b>BK</b>	black	+\$0
<b>HF</b>	inner tone light	+\$0
<b>LT</b>	light tone	+\$0
<b>LU</b>	soft white	+\$0
<b>WN</b>	warm grey neutral	+\$0

Co/Struc® Work Surfaces

Backsplash FillerC2920.



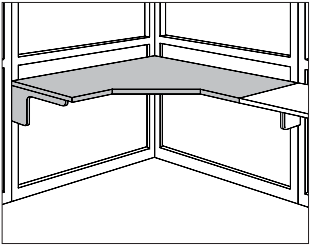
Product Information
Description
This component attaches to a Casework work surface. It fills the gap created when Casework base cabinets are placed against terminal panels or wall strips. Package contains 6. Attachment hardware is included.
Notes
Order work surface (CG211, or CG212,) or corner work surface (CG218, or CG219,) separately.
Dimensions



Specification Information
Step 1.
C2920.96
\$208
Step 2. Surface Finish
LU soft white
+\$0

Co/Struc® Work Surfaces

Heavy-Duty Corner Work Surface      C2215.



Product Information

Description

This 48"-wide work surface hangs from modules, C-series support panels, or wall strips and provides additional top-loading capacity. It includes 1 drawer bearer package. The work surface cannot attach to Action Office® Series 1 or Series 2 connectors. Attachment hardware is included.

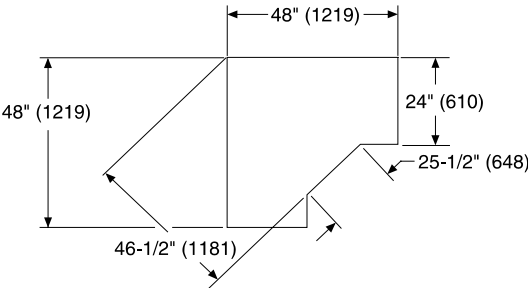
The work surface has a laminate or Chemsurf® top. The support arm finish matches the surface finish.

Notes

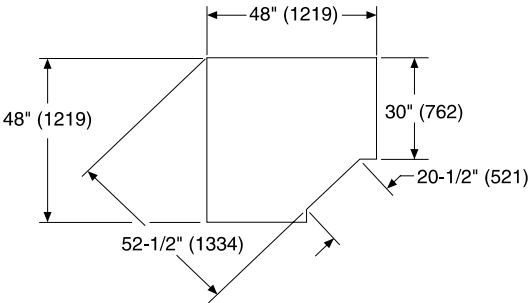
When hanging work surface from wall strips, order recommended work surface backsplash (C2910.) separately.

Order optional keyboard/mouse support, adjustable (Y7710.) separately.

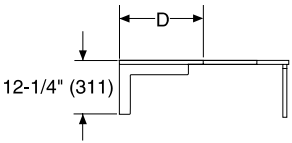
Dimensions



TOP



TOP



FRONT



# Heavy-Duty Corner Work Surface

continued

## Specification Information

### Step 1.

**C2215.** ☐

### Step 2. Depth

**2448** 24" deep ☐

**3048** 30" deep ☐

### Prices for Steps 1-2.

**C2215. 2448** \$1040

**3048** \$1205

### Step 3. Surface Finish

#### Laminate Top

##### For 24" deep (2448)

**HF** inner tone light ☐ +\$0

**LT** light tone ☐ +\$0

**LU** soft white ☐ +\$0

**WN** warm grey neutral ☐ +\$0

#### Chemsurf® Top

##### For 24" deep (2448)

**JD** warm grey neutral Chemsurf® ☐ +\$174

**KH** light tone Chemsurf® ☐ +\$174

**KR** inner tone light Chemsurf® ☐ +\$174

**LE** soft white Chemsurf® ☐ +\$174

#### Laminate Top

##### For 30" deep (3048)

**HF** inner tone light ☐ +\$0

**LT** light tone ☐ +\$0

**LU** soft white ☐ +\$0

**WN** warm grey neutral ☐ +\$0

#### Chemsurf® Top

##### For 30" deep (3048)

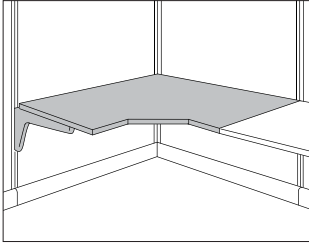
**JD** warm grey neutral Chemsurf® ☐ +\$199

**KH** light tone Chemsurf® ☐ +\$199

**KR** inner tone light Chemsurf® ☐ +\$199

**LE** soft white Chemsurf® ☐ +\$199

## Heavy-Duty Corner Work Surface, C2216. Action Office® Series 1 or 2 90° Corner Connector



### Product Information

#### Description

This 48"-wide work surface hangs from panels or wall strips connected by an Action Office® Series 1 or 2 90° corner connector. It provides additional top-loading capacity and includes 1 drawer bearer package. The support arm finish matches the surface finish. The work surface cannot attach to a C-series 90° corner connector. Attachment hardware is included.

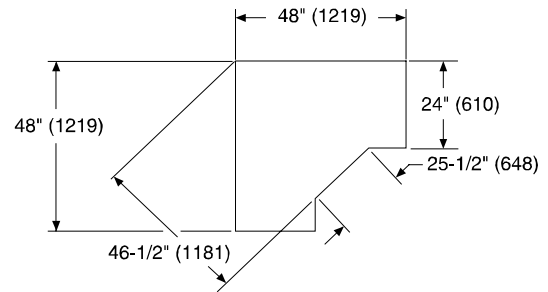
The work surface has a laminate or Chemsurf® top.

#### Notes

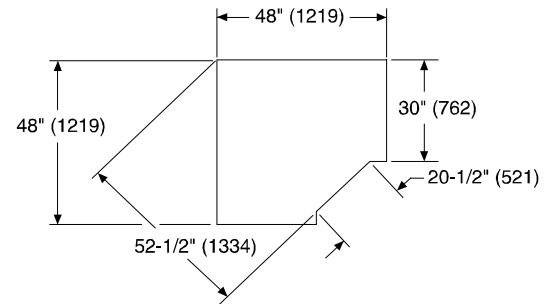
When hanging work surface from wall strips, order recommended work surface backsplash (C2910.) separately.

Order optional keyboard/mouse support, adjustable (Y7710.) separately.

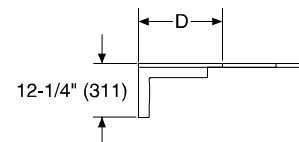
### Dimensions



TOP



TOP



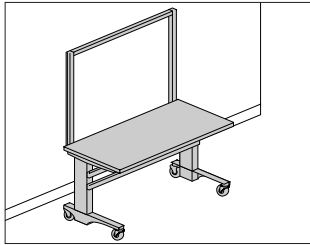
FRONT

# Heavy-Duty Corner Work Surface, Action Office® Series 1 or 2 90° Corner Connector *continued*

Specification Information		
Step 1.		
<b>C2216.</b>	<input type="checkbox"/>	
Step 2. Depth		
<b>2448</b>	24" deep <input type="checkbox"/>	
<b>3048</b>	30" deep <input type="checkbox"/>	
Prices for Steps 1-2.		
<b>C2216. 2448</b>		\$1058
<b>3048</b>		\$1225
Step 3. Surface Finish		
Laminate Top		
<i>For 24" deep (2448)</i>		
<b>HF</b>	inner tone light <input type="checkbox"/>	+\$0
<b>LT</b>	light tone <input type="checkbox"/>	+\$0
<b>LU</b>	soft white <input type="checkbox"/>	+\$0
<b>WN</b>	warm grey neutral <input type="checkbox"/>	+\$0
Chemsurf® Top		
<i>For 24" deep (2448)</i>		
<b>JD</b>	warm grey neutral Chemsurf® <input type="checkbox"/>	+\$174
<b>KH</b>	light tone Chemsurf® <input type="checkbox"/>	+\$174
<b>KR</b>	inner tone light Chemsurf® <input type="checkbox"/>	+\$174
<b>LE</b>	soft white Chemsurf® <input type="checkbox"/>	+\$174
Laminate Top		
<i>For 30" deep (3048)</i>		
<b>HF</b>	inner tone light <input type="checkbox"/>	+\$0
<b>LT</b>	light tone <input type="checkbox"/>	+\$0
<b>LU</b>	soft white <input type="checkbox"/>	+\$0
<b>WN</b>	warm grey neutral <input type="checkbox"/>	+\$0
Chemsurf® Top		
<i>For 30" deep (3048)</i>		
<b>JD</b>	warm grey neutral Chemsurf® <input type="checkbox"/>	+\$199
<b>KH</b>	light tone Chemsurf® <input type="checkbox"/>	+\$199
<b>KR</b>	inner tone light Chemsurf® <input type="checkbox"/>	+\$199
<b>LE</b>	soft white Chemsurf® <input type="checkbox"/>	+\$199

# Workstation, Electric Height Adjustment

C4310.



## Product Information

### Description

This 30"-deep height-adjustable table has a laminate or Chemsurf® top. The electrically driven assembly has a 15" travel range from 26½" to 41½". The table base is equipped with a motor, height-control box, and 8½' power cord. It has a load capacity of 400 pounds when weight is evenly distributed. The table is available with leveling glides or 4" casters with brakes. It is UL listed for the U.S. and Canada.

Attachment hardware is included. Shipped knocked down.

A riser frame attaches to the table base to provide upright support for hanging components. The table includes 1 stretcher to support a C frame or storage unit. The 48"-wide workstation has 1 set of drawer bearers; 60"- and 72"-wide workstations have 2 sets of drawer bearers.

### Notes

60"- and 72"-wide riser frames require a riser frame divider for overhead storage components. See Co/Struc Planning Guide for information.

Order storage components (to hang on stretcher) separately:

- B-style shelf (C0521.)
- C frame (C0205)
- Drawer (C0207, C0208, or C0209)
- Storage unit (C5010.)

Order workstation storage components separately:

- Reagent shelf (C4327.)

Order overhead components (to hang on riser frame) separately:

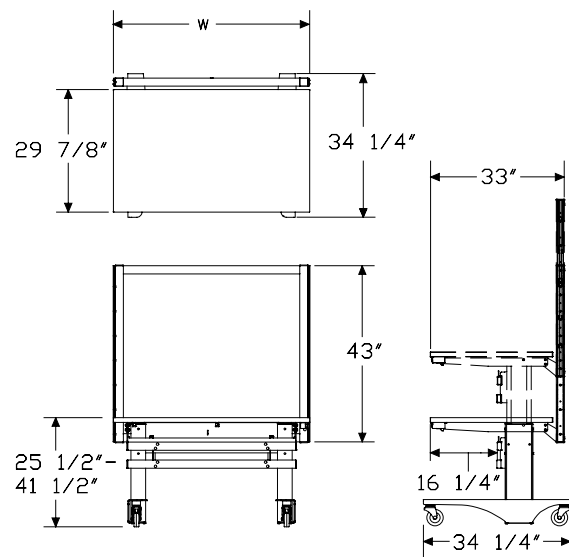
- B-style shelf (C3011.)
- Equipment rail (C1172.)
- Flat panel mount (C4324.)
- Marker board (C4323.)
- Power strip (C4322.)
- Riser frame divider (C4320.)
- Riser frame end cover (C4321.)
- Shelf unit (C5020. or C5021.)

Order Action Office® overhead components separately. See Co/Struc Planning Guide for information.

When specifying a Chemsurf® finish, the corresponding frame finish is as follows:

- For warm grey neutral Chemsurf (JD), warm grey neutral (WN) frame.
- For light tone Chemsurf (KH), light tone (LT) frame.
- For inner tone light Chemsurf (KR), inner tone light (HF) frame.
- For soft white Chemsurf (LE), soft white (LU) frame.

## Dimensions



# Workstation, Electric Height Adjustment *continued*

## Specification Information

### Step 1.

**C4310.30**

### Step 2. Width

**48** 48" wide  
**60** 60" wide  
**72** 72" wide

### Step 3. Surface Material

**L** high-pressure laminate  
**C** Chemsurf®

### Prices for Steps 1-3.

	<b>L</b>	<b>C</b>
<b>C4310.30 48</b>	\$8516	8913
<b>60</b>	\$8629	9029
<b>72</b>	\$9022	9421

### Step 4. Casters/Glides

**GA** glides +\$0  
**CA** casters +\$380

### Step 5. Top/Frame Finish

#### *For high-pressure laminate (L)*

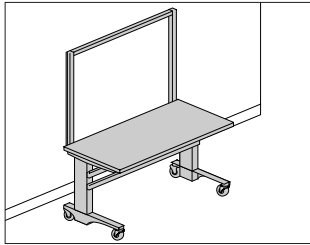
<b>HF</b>	inner tone light	+\$0
<b>LT</b>	light tone	+\$0
<b>LU</b>	soft white	+\$0
<b>WN</b>	warm grey neutral	+\$0

#### *For Chemsurf® (C)*

<b>JD</b>	warm grey neutral Chemsurf®	+\$0
<b>KH</b>	light tone Chemsurf®	+\$0
<b>KR</b>	inner tone light Chemsurf®	+\$0
<b>LE</b>	soft white Chemsurf®	+\$0

# Workstation, Manual Height Adjustment

C4311.



## Product Information

### Description

This 30"-deep height-adjustable work station has a laminate or Chemsurf® top. It is pin adjustable in 1" increments and has a 15" travel range from 26½" to 41½". The table has a load capacity of 400 pounds when weight is evenly distributed. The table is available with leveling glides or 4" casters with brakes. It is UL listed for the U.S. and Canada. Attachment hardware is included. Shipped knocked down. A riser frame attaches to the table base to provide upright support for hanging components. The table includes 1 stretcher to support a C frame or storage unit. The 48"-wide workstation has 1 set of drawer bearers; 60"- and 72"-wide workstations have 2 sets of drawer bearers.

### Notes

60"- and 72"-wide riser frames require a riser frame divider for overhead storage components. See Co/Struc Planning Guide for information.

Order storage components (to hang on stretcher) separately:

- B-style shelf (C0521.)
- C frame (C0205)
- Drawer (C0207, C0208, or C0209)
- Storage unit (C5010.)

Order workstation storage components separately:

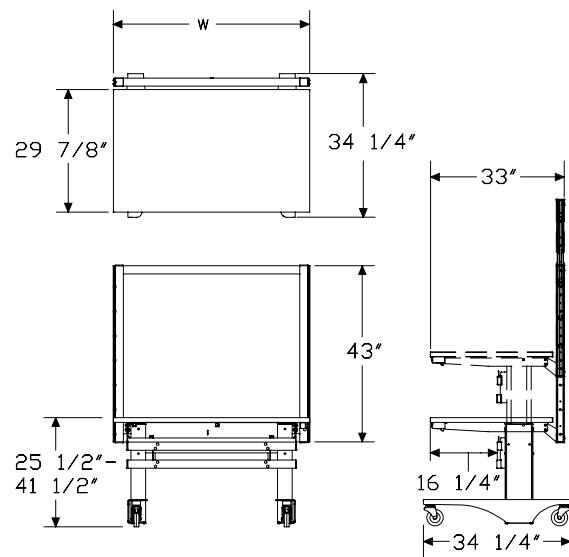
- Reagent shelf (C4327.)
- Equipment rail (C1172.)
- Flat panel mount (C4324.)
- Marker board (C4323.)
- Power strip (C4322.)
- Riser frame divider (C4320.)
- Riser frame end cover (C4321.)

Order Action Office® overhead components separately. See Co/Struc Planning Guide for information.

When specifying a Chemsurf® finish, the corresponding frame finish is as follows:

- For warm grey neutral Chemsurf (JD), warm grey neutral (WN) frame.
- For light tone Chemsurf (KH), light tone (LT) frame.
- For inner tone light Chemsurf (KR), inner tone light (HF) frame.
- For soft white Chemsurf (LE), soft white (LU) frame.

## Dimensions



# Workstation, Manual Height Adjustment *continued*

## Specification Information

### Step 1.

**C4311.30**

### Step 2. Width

**48** 48" wide  
**60** 60" wide  
**72** 72" wide

### Step 3. Surface Material

**L** high-pressure laminate  
**C** Chemsurf®

### Prices for Steps 1-3.

	<b>L</b>	<b>C</b>
<b>C4311.30 48</b>	\$6327	6748
<b>60</b>	\$6471	6891
<b>72</b>	\$6771	7319

### Step 4. Casters/Glides

**GA** glides +\$0  
**CA** casters +\$380

### Step 5. Top/Frame Finish

#### For high-pressure laminate (L)

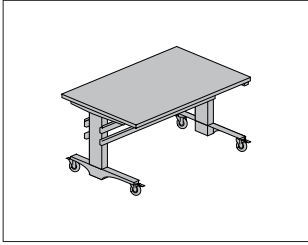
<b>HF</b>	inner tone light	+\$0
<b>LT</b>	light tone	+\$0
<b>LU</b>	soft white	+\$0
<b>WN</b>	warm grey neutral	+\$0

#### For Chemsurf® (C)

<b>JD</b>	warm grey neutral Chemsurf®	+\$0
<b>KH</b>	light tone Chemsurf®	+\$0
<b>KR</b>	inner tone light Chemsurf®	+\$0
<b>LE</b>	soft white Chemsurf®	+\$0

# Work Table, Electric Height Adjustment

C4312.



## Product Information

### Description

This 2-sided, 42"-deep height-adjustable table has a laminate or Chemsurf® top. The electrically driven assembly has a 15" travel range from 26½" to 41½". The table base is equipped with a motor, height-control box, and 8½' power cord. It has a load capacity of 400 pounds when weight is evenly distributed. The table is available with leveling glides or 4" casters with brakes. It is UL listed for the U.S. and Canada. Attachment hardware is included. Shipped knocked down.

The table includes 2 stretchers (one on each side) to support C frames and/or storage units. 48"- and 60"-wide tables have 4 sets of drawer bearers.

### Notes

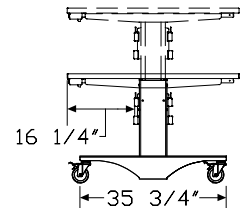
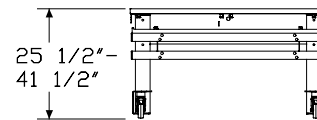
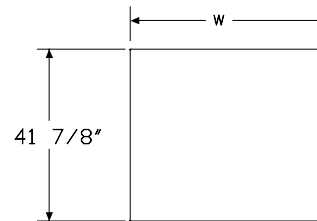
Order storage components separately:

- B-style shelf (CO521.)
- C frame (CO205)
- Drawer (CO207, CO208, or CO209)
- Storage unit (C5010.)

When specifying a Chemsurf® finish, the corresponding frame finish is as follows:

- For warm grey neutral Chemsurf (JD), warm grey neutral (WN) frame.
- For light tone Chemsurf (KH), light tone (LT) frame.
- For inner tone light Chemsurf (KR), inner tone light (HF) frame.
- For soft white Chemsurf (LE), soft white (LU) frame.

## Dimensions



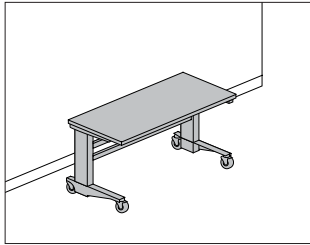


# Work Table, Electric Height Adjustment *continued*

Specification Information			
Step 1.			
<b>C4312.42</b>			
Step 2. Width			
<b>48</b>	48" wide		
<b>60</b>	60" wide		
Step 3. Surface Material			
<b>L</b>	high-pressure laminate		
<b>C</b>	Chemsurf®		
Prices for Steps 1-3.			
		<b>L</b>	<b>C</b>
<b>C4312.42 48</b>		\$8794	9257
<b>60</b>		\$9071	9533
Step 4. Casters/Glides			
<b>GA</b>	glides		+\$0
<b>CA</b>	casters		+\$380
Step 5. Top/Frame Finish			
<i>For high-pressure laminate (L)</i>			
<b>HF</b>	inner tone light		+\$0
<b>LT</b>	light tone		+\$0
<b>LU</b>	soft white		+\$0
<b>WN</b>	warm grey neutral		+\$0
<i>For Chemsurf® (C)</i>			
<b>JD</b>	warm grey neutral Chemsurf®		+\$0
<b>KH</b>	light tone Chemsurf®		+\$0
<b>KR</b>	inner tone light Chemsurf®		+\$0
<b>LE</b>	soft white Chemsurf®		+\$0

# Process Table, Electric Height Adjustment

C4313.



## Product Information

### Description

This height-adjustable process table has a laminate or Chemsurf® top. The electrically driven assembly has a 15" travel range from 26½" to 41½". The table base is equipped with a motor, height-control box, and 8½' power cord. It has a load capacity of 400 pounds when weight is evenly distributed. The table is available with leveling glides or 3" locking casters. It is UL listed for the U.S. and Canada.

Attachment hardware is included. Shipped knocked down.

The table includes 1 stretcher to support a C frame or storage unit.

### Notes

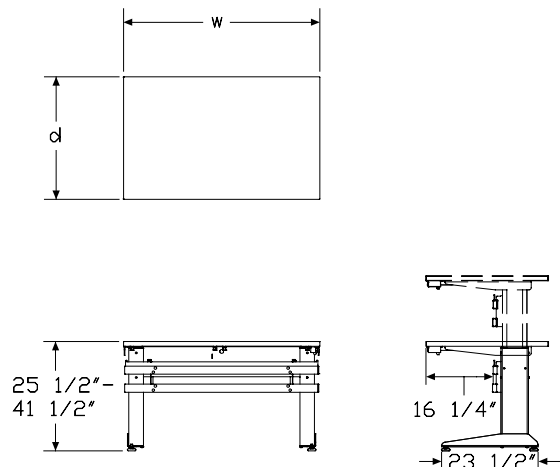
Order storage components separately:

- B-style shelf (CO521.)
- C frame (CO205)
- Drawer (CO207, CO208, or CO209)
- Reagent shelf (C4326.)
- Storage unit (C5010.)

When specifying a Chemsurf® finish, the corresponding frame finish is as follows:

- For warm grey neutral Chemsurf (JD), warm grey neutral (WN) frame.
- For light tone Chemsurf (KH), light tone (LT) frame.
- For inner tone light Chemsurf (KR), inner tone light (HF) frame.
- For soft white Chemsurf (LE), soft white (LU) frame.

### Dimensions



## Specification Information

### Step 1.

**C4313.**

### Step 2. Depth

<b>24</b>	24" deep
<b>30</b>	30" deep

### Step 3. Width

<b>48</b>	48" wide
<b>60</b>	60" wide
<b>72</b>	72" wide

### Step 4. Surface Material

<b>L</b>	high-pressure laminate
<b>C</b>	Chemsurf® <span style="border: 1px solid black; padding: 0 2px;">A</span>

### Prices for Steps 1-4.

	<b>L</b>	<b>C</b>
<b>C4313. 24 48</b>	\$7593	8007
<b>60</b>	\$7842	8254
<b>72</b>	\$8172	8586
<b>30 48</b>	\$7736	8147
<b>60</b>	\$7898	8310
<b>72</b>	\$8223	8635

### Step 5. Casters/Glides

<b>GA</b>	glides	+\$0
<b>CA</b>	casters	+\$318

### Step 6. Top/Frame Finish

#### For high-pressure laminate (L)

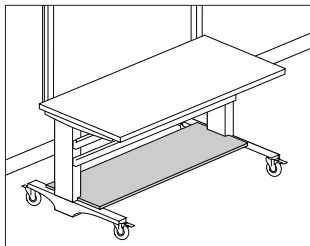
<b>HF</b>	inner tone light	+\$0
<b>LT</b>	light tone	+\$0
<b>LU</b>	soft white	+\$0
<b>WN</b>	warm grey neutral	+\$0

#### For Chemsurf® (C)

<b>JD</b>	warm grey neutral Chemsurf®	+\$0
<b>KH</b>	light tone Chemsurf®	+\$0
<b>KR</b>	inner tone light Chemsurf®	+\$0
<b>LE</b>	soft white Chemsurf®	+\$0

10. *Journal of the American Medical Association*, 2000; 283: 2689-2693.

C4327.



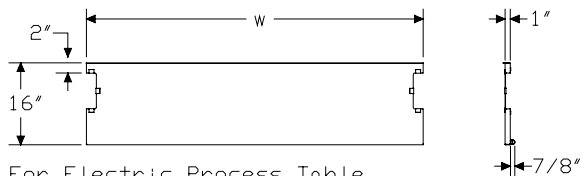
Product Information
Description

This metal shelf attaches to a workstation or process table to provide storage for reagents below the surface.

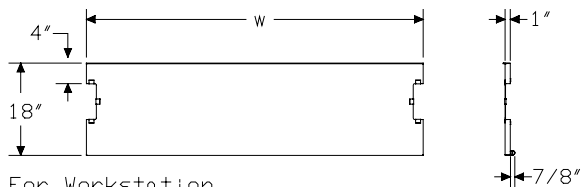
Order workstation (C4310. or 4311.) separately.

Order process table (C4313.) separately.

## Dimensions



For Electric Process Table



For Workstation

#### Specification Information

## C432

## Step 2. Type

6. for electric process table
7. for workstation

### Step 3. Depth

For electric process table (6.)

- 16** 16" deep

---

For workstation (7.)

- 18** 18" deep

### Step 4. Width

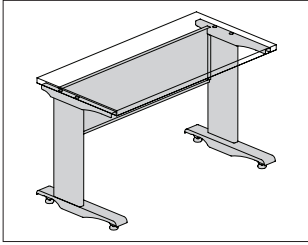
- |           |          |
|-----------|----------|
| <b>48</b> | 48" wide |
| <b>60</b> | 60" wide |
| <b>72</b> | 72" wide |

Prices for Steps 1-4.

	48	60	72
C4326. 16	\$1114	1159	1236
C4327. 18	\$1085	1204	1215

## Step 5. Finish

- |           |                   |      |
|-----------|-------------------|------|
| <b>HF</b> | inner tone light  | +\$0 |
| <b>LT</b> | light tone        | +\$0 |
| <b>LU</b> | soft white        | +\$0 |
| <b>WN</b> | warm grey neutral | +\$0 |



### Product Information

#### Description

This freestanding table base is available at seated height (29" high) and standing height (36" high), has 2 C-legs, a steel modesty panel, and 1" adjustable glides. Base finishes come in both metallic and standard healthcare finishes. Work table surface and available reagent shelf are ordered separately. The table has a load capacity of 500 pounds when weight is evenly distributed. Shipped knocked down.

#### Notes

If casters are desired at initial purchase, Options is recommended as a solution to maintain 29" and 36" heights. Casters are also available as a service part if replacing glides with casters is desired in the future.

At lowest glide adjustment, actual height of table with glides and work surface is  $28\frac{3}{4}$ " for a 29" seated-height table base and  $35\frac{3}{4}$ " for a 36" standing-height table base. Actual height of table with casters and work surface is 31.4" for a 29" seated-height table base and 38.4" for a 36" standing-height table base. Order casters as a service part. Clearance from front of table to modesty panel is  $24\frac{1}{4}$ " for a 30"-deep work surface and  $18\frac{1}{4}$ " for a 24"-deep work surface.

Order work table surface (C4700.) separately:

- 24" and 30" depths, and 48", 51" (left and right), and 60" widths are compatible with table bases 24" deep × 48" wide.
- 60" wide work table surface overhangs on center of a 48"-wide table base.
- 51" wide (left and right) work table surfaces overhang left or right of a 48"-wide table base.
- Order drawer bearers separately, with work table surface.

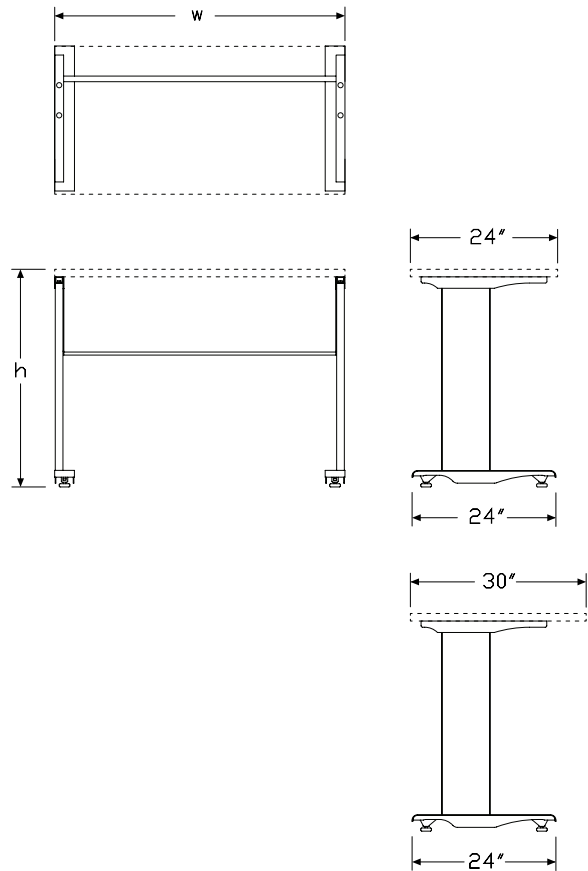
Order separately:

- Work table reagent shelf (C4900.).
- Cord cleat (G1331.).
- Cable management trough (AO382.).

To accommodate a refrigerator, a 36"-high table base is recommended. Refrigerators 21.34" wide or less can be used with 1 set of adjacent drawer bearers for a 3" or 6" drawer (CO207, CO208) only.

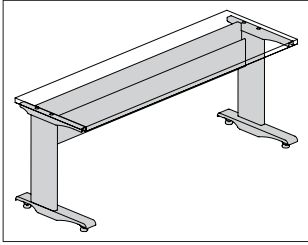
Due to the nature of the paint for metallic finishes (CN, MS), the end finish is more prone to show a light blemish or texture change on the top of the table foot when light hits it directly. This is normal as a result of the metal transition from the weld underneath.

### Dimensions



# Basic Work Table Base *continued*

Specification Information		
Step 1.		
<b>C460</b>	<input type="checkbox"/>	
Step 2. Glides		
<b>G.</b>	glides	<input type="checkbox"/>
Step 3. Depth		
<b>24</b>	24" deep	<input type="checkbox"/>
Step 4. Width		
<b>48</b>	48" wide	<input type="checkbox"/>
Step 5. Height		
<b>29</b>	29" high	<input type="checkbox"/>
<b>36</b>	36" high	<input type="checkbox"/>
Prices for Steps 1-5.		
		<b>29      36</b>
<b>C460G. 24 48</b>		\$1427   1506
Step 6. Base/Modesty Panel Finish		
<b>HF</b>	inner tone light <input type="checkbox"/>	+\$0
<b>LT</b>	light tone <input type="checkbox"/>	+\$0
<b>LU</b>	soft white <input type="checkbox"/>	+\$0
<b>WN</b>	warm grey neutral <input type="checkbox"/>	+\$0
<b>CN</b>	metallic champagne <input type="checkbox"/>	+\$0
<b>MS</b>	metallic silver <input type="checkbox"/>	+\$0



### Product Information

#### Description

This freestanding table base is available at seated height (29" high) and standing height (36" high) and has stretchers to support C frames, drawers, and storage units. Table base comes with 1" adjustable glides. Base finishes come in both metallic and standard healthcare finishes. Work table surface and available reagent shelf are ordered separately. The table has a load capacity of 500 pounds when weight is evenly distributed. Shipped knocked down.

#### Notes

If casters are desired at initial purchase, Options is recommended as a solution to maintain 29" and 36" heights. Casters are also available as a service part if replacing glides with casters is desired in the future.

At lowest glide adjustment, actual height of table with glides and work surface is 28<sup>3</sup>/<sub>4</sub>" for a 29" seated-height table base and 35<sup>3</sup>/<sub>4</sub>" for a 36" standing-height table base. Actual height of table with casters and work surface is 31.4" for a 29" seated-height table base and 38.4" for a 36" standing-height table base.

Order work table surface (C4700.) separately:

- 24" deep × 36" wide base is only compatible with a 24" deep × 36" wide work table surface.
- 24" deep × 48" wide base is compatible with a 24" deep × 48", 51" (left and right), 60" wide work table surface.
- 24" deep × 72" wide base is only compatible with a 24" deep × 72" wide work table surface.
- 30" deep × 36" wide base is only compatible with a 30" deep × 36" wide work table surface.
- 30" deep × 48" wide base is compatible with a 30" deep × 48", 51" (left and right), 60" wide work table surface.
- 30" deep × 48S" wide base is only compatible with a 36" deep × 72" wide work table surface.
- 30" deep × 72" wide base is only compatible with a 30" deep × 72" wide work table surface.

60" wide work table surface (C4700.) overhangs on center of a 48" wide table base.

51" wide (left and right) work table surfaces (C4700.) overhang left or right of a 48" wide table base.

Order drawer bearers separately, with work table surface (C4700.).

Due to the nature of the paint for metallic finishes (CN, MS), the end finish is more prone to show a light blemish or texture change on the top of the table foot when light hits it directly. This is normal as a result of the metal transition from the weld underneath.

Order storage components separately:

- Drawer (C0207, C0208, C0209).
- Storage unit (C5010.).
- Work table reagent shelf (C4900.).
- C frame (C0205).

Maximum C frames or storage units using maximum number of stretchers and a 36"-high table base:

- For 36"-wide base: 2 C frames or 1 storage unit.
- For 48"-wide base: 4 C frames or 2 storage units.
- For 48S"-wide × 30"-deep base: 8 C frames (4 front/4 back) or 4 storage units.
- For 72"-wide base: 6 C frames or 3 storage units.

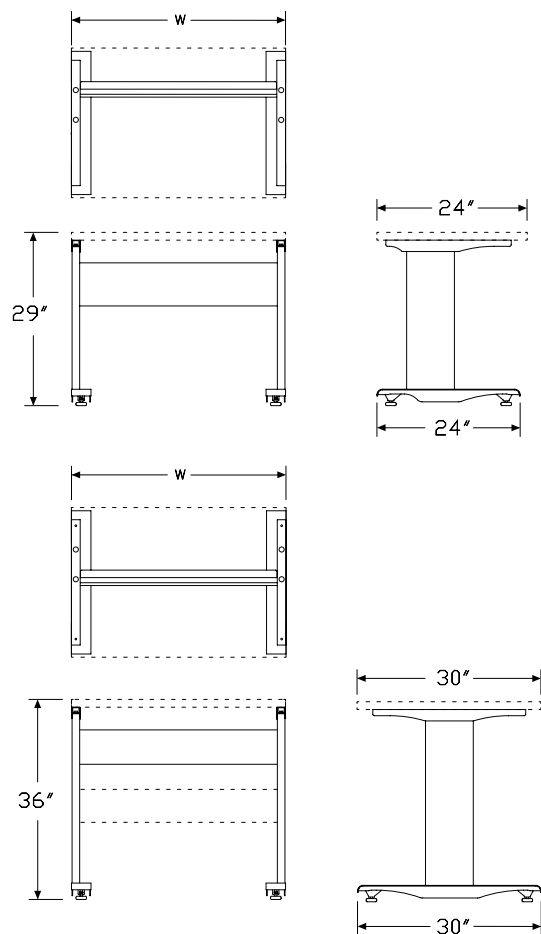
Order technology support and cord management accessories separately:

- Connect™ - S300 (Y1323.xxxxS).
- Flo® single-screen monitor arm (Y91171.CM).
- Flo plus monitor arm assembly (Y91174.xCM).
- Tablet support (Y91173.).
- Laptop mount (Y91177.).
- LE series keyboard solutions (Y7710.1).
- JAW™ adjustable CPU holder assembly (Y91103.).
- Cord cleat (G1331.).
- Cable management trough (A0382.).
- Cable trough (Y1200.).

Order Y1200.30 for a C461G.3036; order Y1200.42 for a C461G.3048.

# Standard Work Table Base *continued*

## Dimensions



## Specification Information

### Step 1.

**C461** ☐ A

### Step 2. Glides

**G.** glides ☐ A

### Step 3. Depth

**24** 24" deep ☐ A

**30** 30" deep ☐ A

### Step 4. Width

#### For 24" deep (24)

**36** 36" wide ☐ A

**48** 48" wide ☐ A

**72** 72" wide ☐ A

#### For 30" deep (30)

**36** 36" wide ☐ A

**48** 48" wide ☐ A

**72** 72" wide ☐ A

**48S** 48" wide, symmetrical support ☐ A

### Step 5. Height

**29** 29" high ☐ A

**36** 36" high ☐ A

### Step 6. Number of Stretchers

#### For 29" high (29)

**A** upper placement only ☐ A

#### For 36" high (36)

**A** upper placement only ☐ A

**B** upper and lower placement ☐ A

### Prices for Steps 1-6.

	29A	36A	36B
<b>C461G. 24 36</b>	\$1637	1736	2018
<b>48</b>	\$1655	1753	2033
<b>72</b>	\$1793	1892	2297
<b>30 36</b>	\$1677	1770	2054
<b>48</b>	\$1697	1788	2072
<b>72</b>	\$1834	1931	2335
<b>48S</b>	\$2055	2224	2572

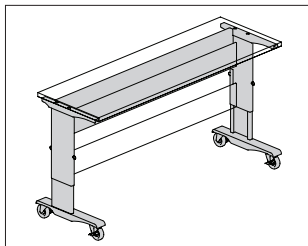
Co/Struc® Work Surfaces

Step 7. Base/Stretcher Finish		
HF	inner tone light <input type="checkbox"/> A	+\$0
LT	light tone <input type="checkbox"/> A	+\$0
LU	soft white <input type="checkbox"/> A	+\$0
WN	warm grey neutral <input type="checkbox"/> A	+\$0
CN	metallic champagne <input type="checkbox"/> A	+\$0
MS	metallic silver <input type="checkbox"/> A	+\$0



# Adjustable Work Table Base

C462C.  
C462G.



## Product Information

### Description

This freestanding 1" pin-adjustable table base has stretchers to support C frames, drawers, and storage units. Table base comes with 1" adjustable glides or 4" locking casters. Base finishes come in both metallic and standard healthcare finishes. Work table surface and available reagent shelf are ordered separately. The table has a load capacity of 500 pounds when weight is evenly distributed. Shipped knocked down.

### Notes

Table with glides and work surface adjusts from 27" high to 36" high.

Table with casters adjusts from 30" high to 38" high.

Order work table surface (C4700.) separately:

- 24" deep x 36" wide base is only compatible with a 24" deep x 36" wide work table surface.
- 24" deep x 48" wide base is compatible with a 24" deep x 48", 51" (left and right), 60" wide work table surface.
- 24" deep x 72" wide base is only compatible with a 24" deep x 72" wide work table surface.
- 30" deep x 36" wide base is only compatible with a 30" deep x 36" wide work table surface.
- 30" deep x 48" wide base is compatible with a 30" deep x 48", 51" (left and right), 60" wide work table surface.
- 30" deep x 48S" wide base is only compatible with a 36" deep x 72" wide work table surface.
- 30" deep x 72" wide base is only compatible with a 30" deep x 72" wide work table surface.

60" wide work table surface (C4700.) overhangs on center of a 48"-wide table base.

51" wide (left and right) work table surfaces (C4700.) overhang left or right of a 48"-wide table base.

Order drawer bearers separately, with work table surface (C4700.).

Order storage components separately:

- Drawer (C0207, C0208, C0209).
- Storage unit (C5010.).
- Work table reagent shelf (C4900.).
- C frame (C0205).

Maximum C frames or storage units using maximum number of stretchers and a 36"-high table base:

- For 36"-wide base: 2 C frames or 1 storage unit.
- For 48"-wide base: 4 C frames or 2 storage units.
- For 48S"-wide x 30"-deep base: 8 C frames (4 front/4 back) or 4 storage units.
- For 72"-wide base: 6 C frames or 3 storage units.

For tables adjusted below 32" high, C frames hang from top stretcher only, and storage units cannot mount.

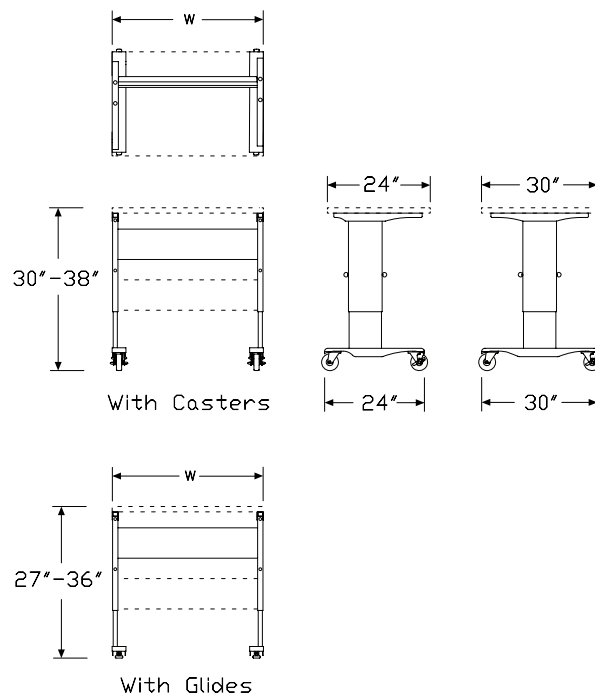
Due to the nature of the paint for metallic finishes (CN, MS), the end finish is more prone to show a light blemish or texture change on the top of the table foot when light hits it directly. This is normal as a result of the metal transition from the weld underneath.

Order technology support and cord management accessories separately:

- Connect™ - S300 (Y1323.xxxxS).
- Flo® single-screen monitor arm (Y91171.CM).
- Flo plus monitor arm assembly (Y91174.xCM).
- Tablet support (Y91173.).
- Laptop mount (Y91177.).
- LE series keyboard solutions (Y7710.1).
- JAW™ adjustable CPU holder assembly (Y91103.).
- Cord cleat (G1331.).
- Cable management trough (A0382.).
- Cable trough (Y1200.).

Order Y1200.30 for a C462x.3036; order Y1200.42 for a C462x.3048.

## Dimensions



# Adjustable Work Table Base

continued

Co/Struc® Work Surfaces

## Specification Information

### Step 1.

**C462** ☐

### Step 2. Casters/Glides

**G.** glides ☐

**C.** casters ☐

### Step 3. Depth

**24** 24" deep ☐

**30** 30" deep ☐

### Step 4. Width

#### For 24" deep (24)

**36** 36" wide ☐

**48** 48" wide ☐

**72** 72" wide ☐

#### For 30" deep (30)

**36** 36" wide ☐

**48** 48" wide ☐

**72** 72" wide ☐

**48S** 48" wide, symmetrical support ☐

### Step 5. Number of Stretchers

**A** upper placement only ☐

**B** upper and lower placement ☐

### Prices for Steps 1-5.

	A	B
<b>C462G. 24 36</b>	\$2547	2832
<b>48</b>	\$2561	2851
<b>72</b>	\$2707	3121
<b>30 36</b>	\$2571	2853
<b>48</b>	\$2588	2874
<b>72</b>	\$2731	3144
<b>48S</b>	\$2959	3324

	A	B
<b>C462C. 24 36</b>	\$2647	2934
<b>48</b>	\$2662	2951
<b>72</b>	\$2809	3223
<b>30 36</b>	\$2668	2952
<b>48</b>	\$2687	2973
<b>72</b>	\$2831	3244
<b>48S</b>	\$3057	3424

### Step 6. Base Finish

**HF** inner tone light ☐ +\$0

**LT** light tone ☐ +\$0

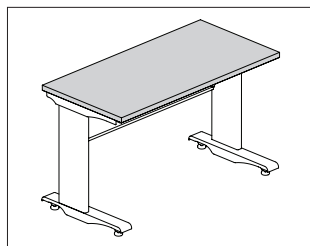
**LU** soft white ☐ +\$0

**WN** warm grey neutral ☐ +\$0

**CN** metallic champagne ☐ +\$0

**MS** metallic silver ☐ +\$0

## Work Table Surface, Rectangular C4700.



### Product Information

#### Description

This work table surface attaches to work table bases (C460G., C461G., C462G., C462C.). Predrilled holes accept drawer bearers ordered with the work surface. Surface material is available in laminate, Chemsurf®, Corian®, or phenolic resin.

#### Notes

Drawer bearers must be field installed.

Only used on work table bases C460G., C461G., C462G., C462C., ordered separately. See table base information for work surface compatibilities and top load weight capacities.

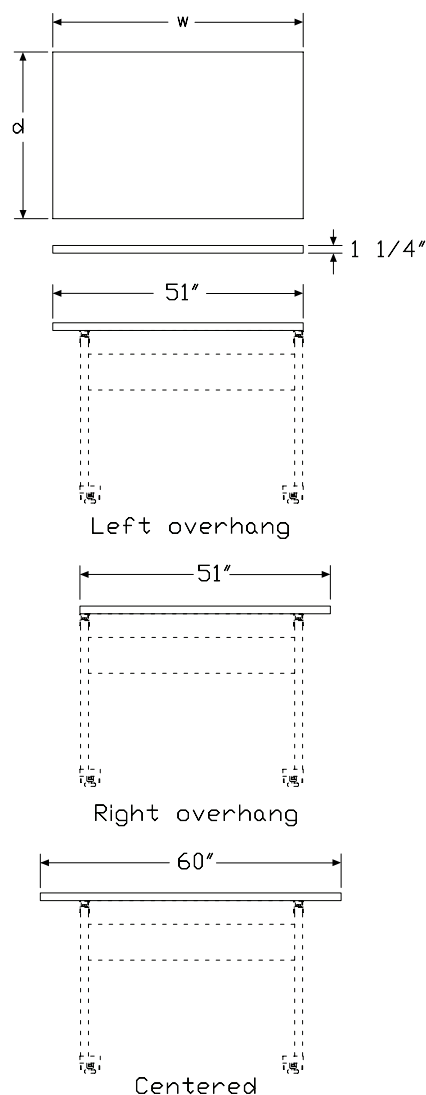
Work table surface supports the following maximum pairs of drawer bearers (each pair has 1 left and 1 right bearer):

- For 36"-wide table: 1 pair.
- For 48"-wide table: 2 pair.
- For 48S"-wide table: 4 pair (2 pair on either side).
- For 60"-wide table: 2 pair.
- For 72"-wide table: 3 pair.

Phenolic resin is 1" thick. When ordering adjustable work table base (C462C.) with phenolic resin top (C4700.xxxxP) that needs to be level with tables (C462C.) using laminate, Chemsurf, or Corian tops (C4700.L, C4700.K, C4700.C), order phenolic shim service part.

See Co/Struc® System planning guide for capacity information.

### Dimensions



# Work Table Surface, Rectangular

continued

Co/Struc® Work Surfaces

Specification Information					
Step 1.					
C4700. <input type="checkbox"/>					
Step 2. Depth					
24	24" deep	<input type="checkbox"/>			
30	30" deep	<input type="checkbox"/>			
36	36" deep	<input type="checkbox"/>			
Step 3. Width					
For 24" deep (24)					
36	36" wide	<input type="checkbox"/>			
48	48" wide	<input type="checkbox"/>			
51L	51" wide, left overhang	<input type="checkbox"/>			
51R	51" wide, right overhang	<input type="checkbox"/>			
60	60" wide	<input type="checkbox"/>			
72	72" wide	<input type="checkbox"/>			
For 30" deep (30)					
36	36" wide	<input type="checkbox"/>			
48	48" wide	<input type="checkbox"/>			
51L	51" wide, left overhang	<input type="checkbox"/>			
51R	51" wide, right overhang	<input type="checkbox"/>			
60	60" wide	<input type="checkbox"/>			
72	72" wide	<input type="checkbox"/>			
For 36" deep (36)					
72	72" wide	<input type="checkbox"/>			
Step 4. Surface Material					
L	high-pressure laminate	<input type="checkbox"/>			
C	Chemsurf®	<input type="checkbox"/>			
K	corian	<input type="checkbox"/>			
P	phenolic resin	<input type="checkbox"/>			
Prices for Steps 1-4.					
		L	C	K	P
C4700. 24 36		\$323	432	1090	1356
48		\$351	470	1360	1800
51L		\$443	554	1634	2182
51R		\$443	580	1634	2182
60		\$454	565	1635	2184
72		\$494	694	1914	2633

<b>30 36</b>	\$361	464	1283	1669
<b>48</b>	\$407	504	1599	2215
<b>51L</b>	\$499	631	1924	2689
<b>51R</b>	\$499	631	1924	2689
<b>60</b>	\$494	692	1915	2680
<b>72</b>	\$557	776	2235	3230
<b>36 72</b>	\$736	1146	2610	4932

## Step 5. Top/Edge Finish

### For high-pressure laminate (L)

<b>HF</b>	inner tone light	<input type="checkbox"/>	+\$0
<b>LT</b>	light tone	<input type="checkbox"/>	+\$0
<b>LU</b>	soft white	<input type="checkbox"/>	+\$0
<b>WN</b>	warm grey neutral	<input type="checkbox"/>	+\$0

### For high-pressure laminate (L)

<b>28</b>	canyon	<input type="checkbox"/>	+\$0
<b>29</b>	misted	<input type="checkbox"/>	+\$0

### For Chemsurf® (C)

<b>JD</b>	warm grey neutral Chemsurf®	<input type="checkbox"/>	+\$0
<b>KH</b>	light tone Chemsurf®	<input type="checkbox"/>	+\$0
<b>KR</b>	inner tone light Chemsurf®	<input type="checkbox"/>	+\$0
<b>LE</b>	soft white Chemsurf®	<input type="checkbox"/>	+\$0

### For corian (K)

<b>CQ</b>	glacier white	<input type="checkbox"/>	+\$0
<b>QB</b>	bisque	<input type="checkbox"/>	+\$0
<b>1S</b>	savannah	<input type="checkbox"/>	+\$410
<b>1U</b>	sahara	<input type="checkbox"/>	+\$410
<b>4I</b>	sandstone	<input type="checkbox"/>	+\$410
<b>58</b>	cameo white	<input type="checkbox"/>	+\$400
<b>ANC</b>	antarctica	<input type="checkbox"/>	+\$400
<b>IQ</b>	aurora	<input type="checkbox"/>	+\$410
<b>OQ</b>	silt	<input type="checkbox"/>	+\$410
<b>SVG</b>	silver gray	<input type="checkbox"/>	+\$100
<b>CRT</b>	concrete	<input type="checkbox"/>	+\$525
<b>DVC</b>	dove	<input type="checkbox"/>	+\$525

### For phenolic resin (P)

<b>BK</b>	black	<input type="checkbox"/>	+\$0
-----------	-------	--------------------------	------

# Work Table Surface, Rectangular

continued

## Step 6. Pairs of Drawer Bearers

For 36" wide (36)

<b>NB</b>	without drawer bearers <input type="checkbox"/>	+\$0
<b>1D</b>	1 pair drawer bearers <input type="checkbox"/>	+\$16

For 48" wide (48), 51" wide, left overhang (51L), 51" wide, right overhang (51R), or 60" wide (60)

<b>NB</b>	without drawer bearers <input type="checkbox"/>	+\$0
<b>1D</b>	1 pair drawer bearers <input type="checkbox"/>	+\$16
<b>2D</b>	2 pair drawer bearers <input type="checkbox"/>	+\$31

For 24" deep (24) or 30" deep (30) with 72" wide (72)

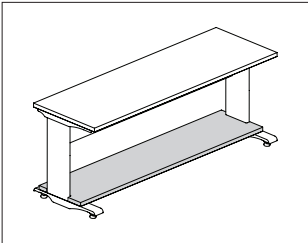
<b>NB</b>	without drawer bearers <input type="checkbox"/>	+\$0
<b>1D</b>	1 pair drawer bearers <input type="checkbox"/>	+\$16
<b>2D</b>	2 pair drawer bearers <input type="checkbox"/>	+\$31
<b>3D</b>	3 pair drawer bearers <input type="checkbox"/>	+\$47

For 36" deep (36) with 72" wide (72)

<b>NB</b>	without drawer bearers <input type="checkbox"/>	+\$0
<b>1D</b>	1 pair drawer bearers <input type="checkbox"/>	+\$16
<b>2D</b>	2 pair drawer bearers <input type="checkbox"/>	+\$31
<b>3D</b>	3 pair drawer bearers <input type="checkbox"/>	+\$47
<b>4D</b>	4 pair drawer bearers <input type="checkbox"/>	+\$62

Work Table Reagent Shelf

C4900.

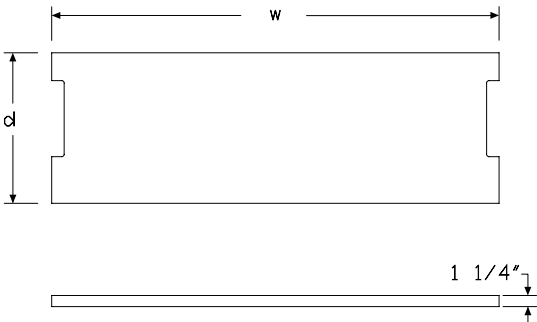


Product Information

**Description**  
This high-pressure laminate shelf attaches to work table bases to provide storage below the surface.

**Notes**  
Compatible with basic work table base (C460G.), standard work table base (C461G.xxxxxxxA), and adjustable work table base with upper stretcher placement only (C462x.xxxxxx).  
Compatible only with 36"-high table bases, due to installation clearance needed.  
16" deep shelf (C4900.16) is compatible with 24"- and 30"-deep table bases. 18" deep shelf (C4900.18) is compatible with only 30"-deep table bases.  
Order warm grey neutral (WN) reagent shelf finish to complement a metallic champagne (CN) table base. Order cool grey neutral (CL) reagent shelf finish to complement a metallic silver (MS) table base.  
Reagent shelf (C4900.) rests on table base legs and is not height adjustable.

Dimensions



Specification Information

**Step 1.**  
**C4900.**

**Step 2. Depth**  
**16** 16" deep   
**18** 18" deep

**Step 3. Width**  
**36** 36" wide   
**48** 48" wide   
**72** 72" wide

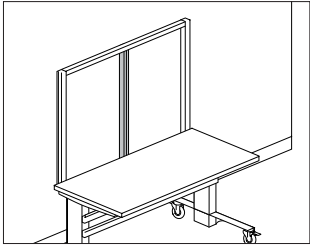
**Step 4. Surface Material**  
**L** high-pressure laminate

Prices for Steps 1-4.		L
C4900. 16	36	\$548
	48	\$618
	72	\$893
	18 36	\$575
	48	\$642
	72	\$923

**Step 5. Top/Edge Finish**  
**HF** inner tone light  +\$0  
**LT** light tone  +\$0  
**LU** soft white  +\$0  
**WN** warm grey neutral  +\$0  
**CL** cool grey neutral  +\$0

Riser Frame Divider

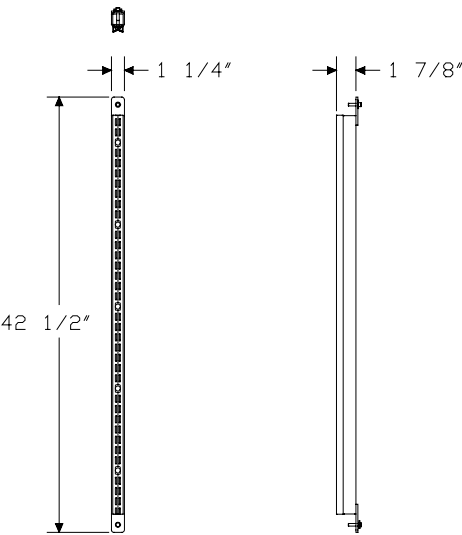
C4320.



Product Information
Description
This piece divides a workstation riser frame into smaller sections and provides upright riser support for hanging components. The dividers bolt to the riser frame at predrilled attachment locations. Finish is black.
Notes
Order workstation (C4310. or C4311.) separately.
Dimensions

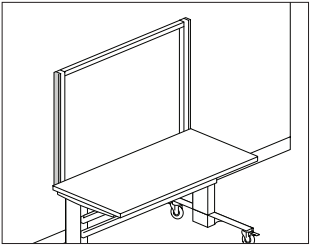
Specification Information
Step 1.
C4320. \$470

Co/Struc® Work Surfaces



Riser Frame End Cover

C4321.



Product Information

Description

This metal cover finishes the exposed hardware on the end of a riser frame.

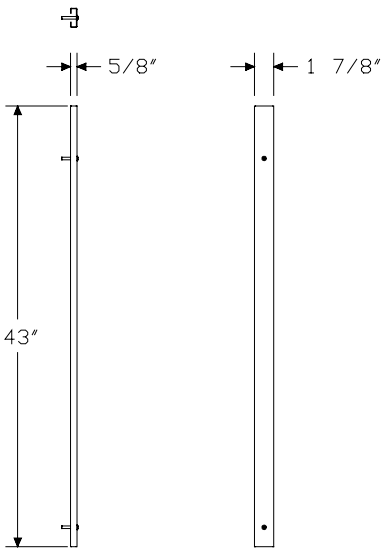
Notes

Specify 2 end covers per riser frame.

Specify end cover finish to match the corresponding finish of workstation (C4310. or C4311.) to which cover will be attached.

Order workstation (C4310. or C4311.) separately.

Dimensions



Specification Information

Step 1.

**C4321.** \$124

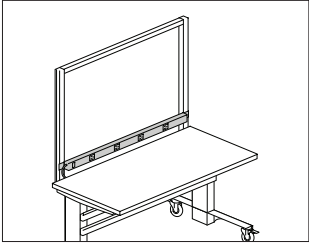
Step 2. Finish

<b>HF</b>	inner tone light	+\$0
<b>LT</b>	light tone	+\$0
<b>LU</b>	soft white	+\$0
<b>WN</b>	warm grey neutral	+\$0



Power Strip

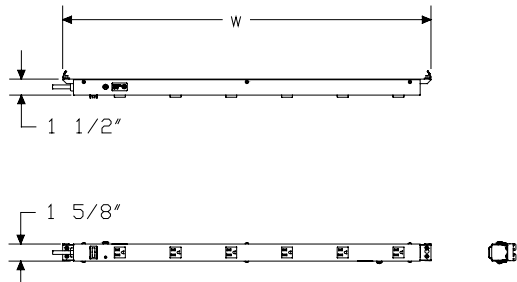
C4322.



Product Information
Description
This power strip mounts horizontally on hanger clips and provides single-circuit, 15-amp, 100-volt outlets on a riser frame. It has a lighted on/off switch with circuit breaker and an 8' cord. It is UL listed. Mounting hardware is included.
Power strips have the following number of outlets:
Width—Outlets
24"—4 outlets
30"—5 outlets
36"—6 outlets
48"—8 outlets
60"—10 outlets
72"—12 outlets
Notes
To mount power strip inside riser frame (vertically), specify 36" width.
Specify power strip finish to match the corresponding finish of workstation (C4310. or C4311.) to which it will be attached.
Order workstation (C4310. or C4311.) separately.
For lab modules (C1112., C1114.) and support panels (C1150., C1151.), power strip can be specified as part of the product.
Dimensions

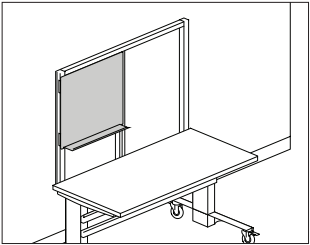
Specification Information
Step 1.
C4322.
Step 2. Width
2424" wide
3030" wide
3636" wide
4848" wide
6060" wide
7272" wide
Prices for Steps 1-2.
C4322. 24\$543
30\$583
36\$625
48\$645
60\$728
72\$768
Step 3. Finish
HFinner tone light+\$0
LTlight tone+\$0
LUsoft white+\$0
WNwarm grey neutral+\$0

Co/Struc® Work Surfaces



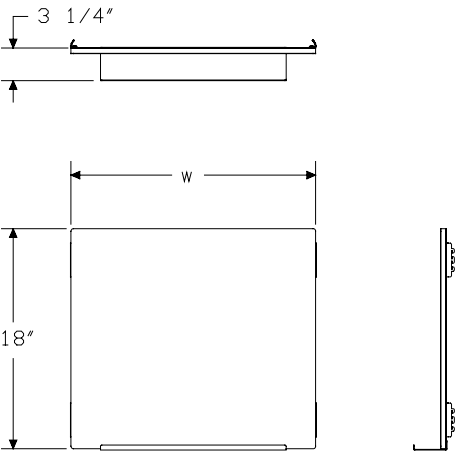
Marker Board

C4323.



Product Information
Description
This 2-sided white board mounts between 2 riser frame dividers or a riser frame and a riser frame divider. Both sides are magnetic with white erasable writing surfaces. Includes a black-texture marker tray on one side only. Mounting hardware is included.
Notes
Order workstation (C4310. or C4311.) separately.
Dimensions

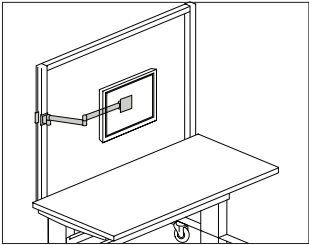
Specification Information
Step 1.
C4323.
Step 2. Width
2424" wide
3030" wide
3636" wide
Prices for Steps 1-2.
C4323. 24\$517
30\$572
36\$609



Co/Struc® Work Surfaces

Flat Panel Mount

C4324.

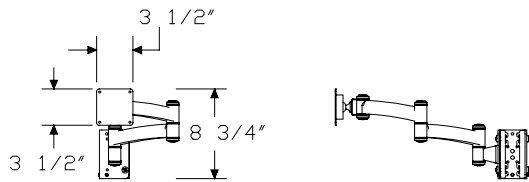
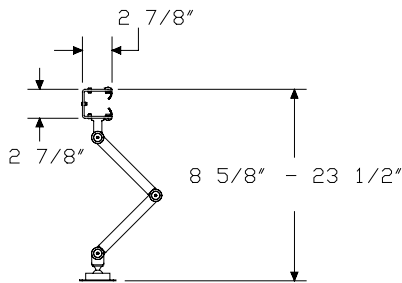


Product Information

**Description**  
This arm mounts to a workstation riser frame and holds a flat panel display monitor. The arm meets VESA standards (Video Electronic Standards Association - Mounting Interface Standards) with a 100 mm or 75 mm mounting pattern. It provides 360° monitor rotation and 60° horizontal and vertical tilt range. Finish is black. Mounting hardware is included. Finish is black.

**Notes**  
Order workstation (C4310. or C4311.) separately.

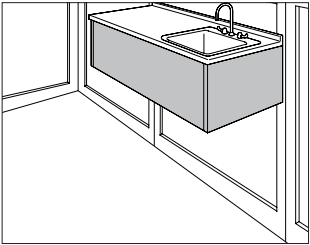
Dimensions



Specification Information

**Step 1.**  
**C4324.** \$780

Sink ModuleC2512.



Product Information

Description

This component hangs from a module, a support panel, or wall strips and holds a 12"-high sink. It includes a front panel and side panels to conceal the bottom of the sink and left and right work surface supports. Attachment hardware is included. Shipped knocked down. The module accepts the following cutout dimensions:

Depth:

- 24": 18<sup>1</sup>/<sub>4</sub>"-deep maximum cutout
- 30": 24<sup>1</sup>/<sub>4</sub>"-deep maximum cutout

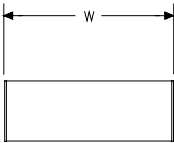
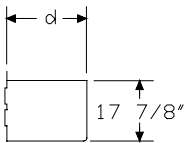
Width:

- 24": 19<sup>5</sup>/<sub>8</sub>"-wide maximum cutout
- 30": 25<sup>5</sup>/<sub>8</sub>"-wide maximum cutout
- 48": 43<sup>5</sup>/<sub>8</sub>"-wide maximum cutout
- 60": 55<sup>5</sup>/<sub>8</sub>"-wide maximum cutout

Notes

Sink must be customer supplied and field installed.  
Order standard duty work surface (C2142.) with solid surface option (K) separately.

Dimensions



Specification Information

Step 1.

C2512.

Step 2. Depth

24	24" deep
30	30" deep

Step 3. Width

24	24" wide
30	30" wide
36	36" wide
48	48" wide
60	60" wide

Prices for Steps 1-3.

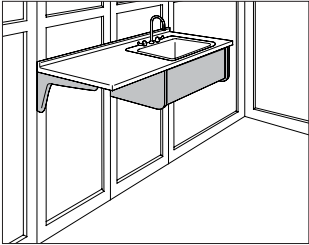
	24	30	36	48	60
C2512. 24	\$772	899	944	989	1075
30	\$918	1075	1133	1184	1326

Step 4. Surface Finish

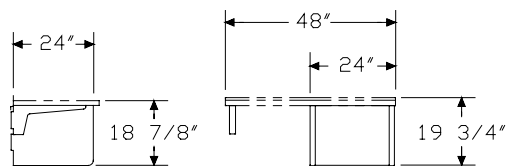
91	white	+\$0
HF	inner tone light	+\$0
LT	light tone	+\$0
LU	soft white	+\$0
WN	warm grey neutral	+\$0
HM	natural maple	+\$0
76	light brown walnut	+\$0
HX	aged cherry	+\$0

Sink Unit for Storage

C2513.



Product Information
Description
This 24" deep, 48"-wide structure hangs from 2 24"-wide panels or freestanding modules or from 3 wall strips. It supports drawer storage on the left or right side and a sink unit on the other side. The maximum cutout for the sink is 18 1/4" deep x 19 5/8" wide. The surface includes a front panel and side panels to conceal the bottom of the sink and left and right work surface supports. Attachment hardware is included. Shipped knocked down.
Notes
Order storage components for open space opposite sink unit separately:
<ul style="list-style-type: none"><li>• Drawer bearers (C0228 or C0396)</li><li>• Drawer caddy with casters (C0692. or C0693.)</li><li>• Gripper package (C0266) and C frame (C0205) for Co/Struc® drawers</li><li>• L cart (C0212) and single counter top (C0555) for C frames and drawers when surface is mounted 38" above floor</li><li>• Storage case (C5040.2422) and 24"-wide Co/Struc adapter rail (C1610.24)</li></ul>
Sink must be customer supplied and field installed.
Storage unit (C5010.) cannot mount under sink unit.
Order standard duty work surface (C2142.) with solid surface option (K) separately.
Dimensions

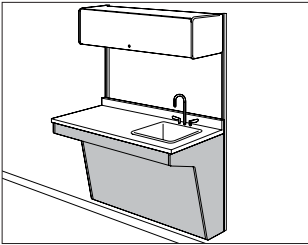


Specification Information
Step 1.
C2513.24
\$997
Step 2. Surface Finish
HF inner tone light
LT light tone
LU soft white
WN warm grey neutral
91 white
+\$0
+\$0
+\$0
+\$0
+\$77

Co/Struc® Work Surfaces

ADA Sink Support, Systems Mounted

C2520.



Product Information

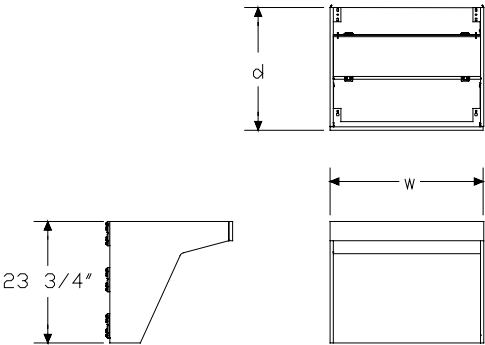
Description

This sink support hangs from a module or wall strips. It supports a 5½"-deep sink and a solid surface or alternative material top. The sink support has a 4"-high laminate front trim and a removable front panel to allow access to plumbing. Attachment hardware is included. Shipped knocked down.

Notes

Order standard duty work surface (C2142.) with solid surface option (K) separately.  
Sink must be customer supplied and field installed. A Just SL-ADA-1921-A-GR sink, with drain located in rear center, fits in a 24" × 24" sink support.

Dimensions



Specification Information

Step 1.

C2520.

Step 2. Depth

24	24" deep
30	30" deep

Step 3. Width

24	24" wide
30	30" wide
48	48" wide
60	60" wide

Prices for Steps 1-3.

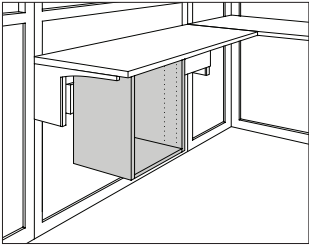
	24	30	48	60
C2520. 24	\$1309	1474	1635	1798
30	\$1391	1553	1798	1962

Step 4. Surface Finish

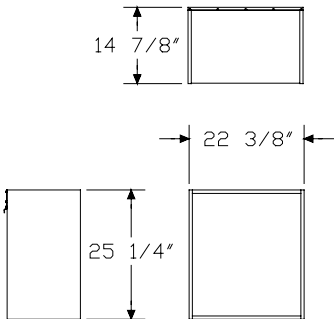
91	white	+\$123
HF	inner tone light	+\$0
LT	light tone	+\$0
LU	soft white	+\$0
WN	warm grey neutral	+\$0
HM	natural maple	+\$123
HX	aged cherry	+\$123

Storage Unit

C5010.



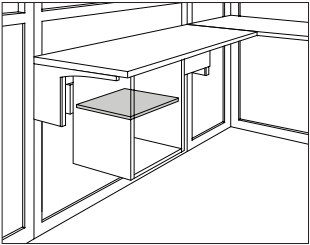
Product Information
Description
This cabinet hangs below a heavy-duty work surface or process table. It has 2 side panels, a back panel, and a top and bottom panel.
Notes
Order heavy-duty work surface (C2141.), process table (C4313.), standard work table base (C461G.), adjustable lab work table base (C462G., C462C.), work table (C4312.), or workstation (C4310. or C4311.) separately.
Order shelves (C5015.1622) separately; shelves adjust in 1 1/4" increments.
Order A-size drawers (CO207) or B-size drawers (CO208) and lockable drawer bearer (C5048.) separately.
Order storage unit door (C5016. or C5017.) separately.
Dimensions



Specification Information
Step 1.
C5010.1622
\$924
Step 2. Surface Finish
HF inner tone light
LT light tone
LU soft white
WN warm grey neutral
91 white
HM natural maple
HX aged cherry
+\$0
+\$0
+\$0
+\$0
+\$62
+\$62
+\$62

Co/Struc® Storage

Storage Unit ShelfC5015.



Product Information

Description

This shelf mounts inside a storage unit and adjusts in 1¼" increments.

Notes

Order storage unit (C5010.) separately.

Dimensions

Specification Information

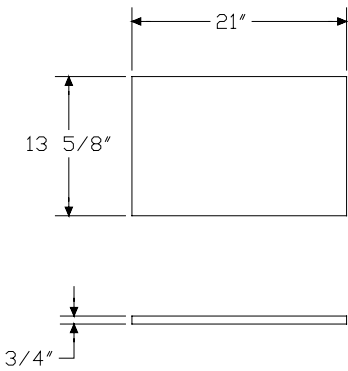
Step 1.

C5015.1622\$258

Step 2. Surface Finish

HF	inner tone light	+\$0
LT	light tone	+\$0
LU	soft white	+\$0
WN	warm grey neutral	+\$0
91	white	+\$16
HM	natural maple	+\$16
HX	aged cherry	+\$16

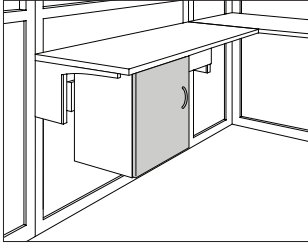
Co/Struc® Storage





10. *Journal of the American Medical Association*, 2000; 284: 2689-2694.

C5016.  
C5017.



Product Information	
Description	

### Description

This door attaches to the front of a storage unit. Attachment hardware is included.

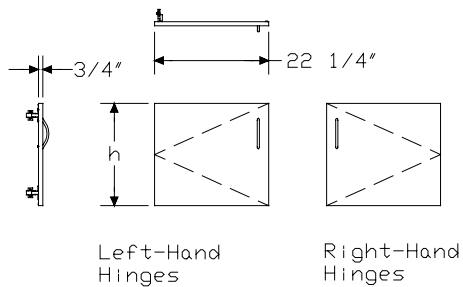
## Notes

Co/Struc® drawers cannot be specified behind doors.

When specifying 19"- or 22"-high lockable door that has drawers above it, specify interior filler (C5009.) to prevent access to cabinet below.

For general information on locks, see Keyed-Alike Information in Appendices.

## Dimensions



#### Specification Information

Step 1.

**C501**

### Step 2. Hinge Location

6. left-hand hinges
7. right-hand hinges

### Step 3. Height

- |             |          |
|-------------|----------|
| <b>1922</b> | 19" high |
| <b>2222</b> | 22" high |
| <b>2522</b> | 25" high |

#### Step 4. Lock

- |          |                   |
|----------|-------------------|
| <b>N</b> | no lock           |
| <b>L</b> | keyed differently |
| <b>K</b> | keyed alike       |

### Prices for Steps 1-4.

	N	L	K
<b>C5016. 1922</b>	\$333	416	416
<b>2222</b>	\$382	465	465
<b>2522</b>	\$445	525	525
<b>C5017. 1922</b>	\$333	416	416
<b>2222</b>	\$382	465	465
<b>2522</b>	\$445	525	525

### Step 5. Surface Finish

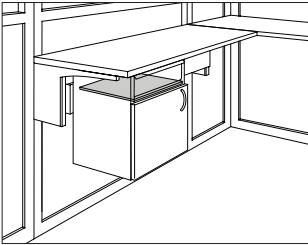
- |           |                   |       |
|-----------|-------------------|-------|
| <b>HF</b> | inner tone light  | +\$0  |
| <b>LT</b> | light tone        | +\$0  |
| <b>LU</b> | soft white        | +\$0  |
| <b>WN</b> | warm grey neutral | +\$0  |
| <b>91</b> | white             | +\$31 |
| <b>HM</b> | natural maple     | +\$31 |
| <b>HX</b> | aged cherry       | +\$31 |

### Step 6. Pull Option/Finish

- |           |                |      |
|-----------|----------------|------|
| <b>NN</b> | none           | +\$0 |
| <b>BK</b> | black          | +\$0 |
| <b>NH</b> | brushed nickel | +\$0 |

Interior Filler

C5009.



Product Information

**Description**  
This filler mounts inside a storage unit and provides closure to the cabinet below when Co/Struc drawers are installed. It mounts at either 19" or 22" high.

Notes

Order storage unit (C5010.) separately.  
Filler is used with A-size drawers (CO207) or B-size drawers (CO208).

Dimensions

Specification Information

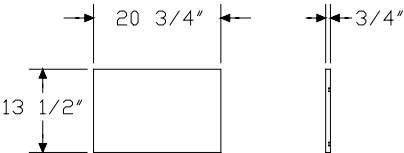
Step 1.

**C5009.1622** \$258

Step 2. Surface Finish

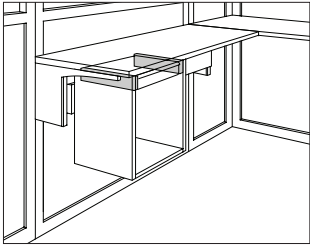
<b>HF</b>	inner tone light	+\$0
<b>LT</b>	light tone	+\$0
<b>LU</b>	soft white	+\$0
<b>WN</b>	warm grey neutral	+\$0
<b>91</b>	white	+\$16
<b>HM</b>	natural maple	+\$16
<b>HX</b>	aged cherry	+\$16

Co/Struc® Storage



Lockable Drawer Bearer

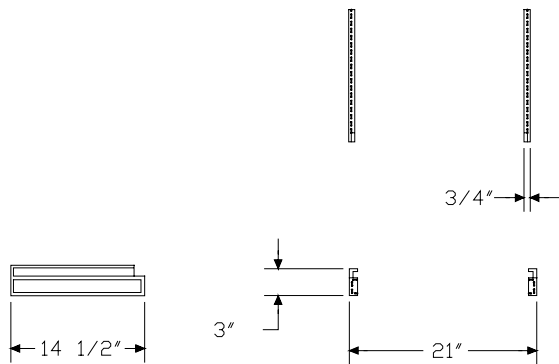
C5048.



Product Information
Description
These drawer bearers attach Co/Struc® A-, B-, or C-size drawers in a storage unit. They have integral stops to prevent drawers from falling when pulled out. Mounting hardware is included. Finish is black. Package contains 1 pair.
Notes
Order A-size drawers (CO207), B-size drawers (CO208), or C-size drawers (CO209) separately. Can be used with locking or non-locking drawers.
Dimensions

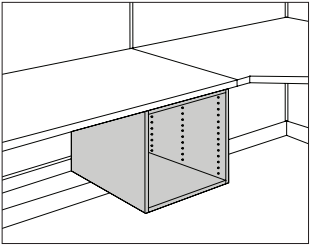
Specification Information
Step 1.
C5048. \$112

Co/Struc® Storage



Storage Case

C5040.



Product Information

Description

This case mounts under a heavy-duty rectangular or corner work surface. It has 2 side panels, a back panel, and a top and bottom panel. Interior components can be height adjusted in 1 1/4" increments.

Notes

Order heavy-duty work surface (C2141.) or heavy-duty corner work surface (C2215. or C2216.) separately.

To support case mounted under rectangular work surface, order adapter rail (C1610).

Order optional products separately:

- Storage case bottle drawer (C5045.)
- Storage case door (C5052. or C5053.)
- Storage case drawer (C5043. or C5044.)
- Storage case pullout shelf (C5042.)
- Storage case shelf (C5041.)

For top slot of case, specify 16"-deep drawer or shelf to clear support beam under heavy-duty work surface.

Dimensions

Specification Information

Step 1.

C5040.

Step 2. Depth

2422 23" deep

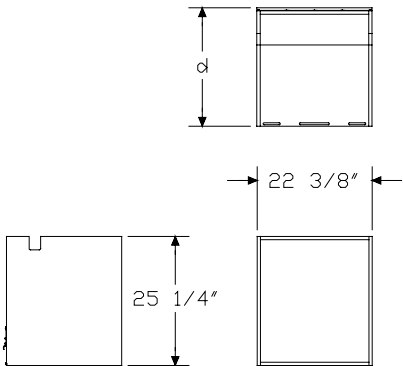
3022 29" deep

Prices for Steps 1-2.

C5040. 2422	\$1013
3022	\$1113

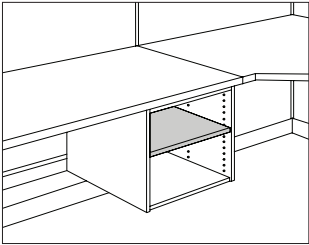
Step 3. Surface Finish

HF	inner tone light	+\$0
LT	light tone	+\$0
LU	soft white	+\$0
WN	warm grey neutral	+\$0
91	white	+\$72
HM	natural maple	+\$72
HX	aged cherry	+\$72

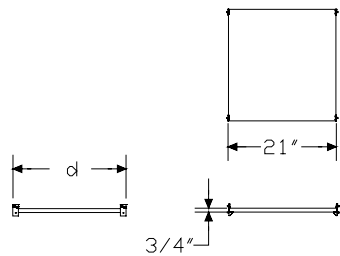


Storage Case Shelf

C5041.



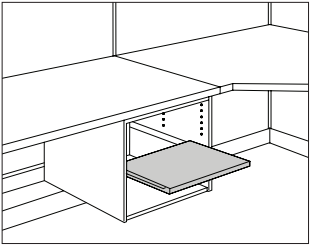
Product Information
Description
This shelf mounts inside a storage case and adjusts in 1 <sup>1</sup> / <sub>4</sub> " increments.
Notes
To clear support beam on heavy-duty work surface, shelf must be positioned at least 2 <sup>1</sup> / <sub>2</sub> " below the surface.
Dimensions



Specification Information
Step 1.
C5041.
Step 2. Depth
2422 23" deep
3022 29" deep
Prices for Steps 1-2.
C5041. 2422 \$319
3022 \$335
Step 3. Surface Finish
HF inner tone light +\$0
LT light tone +\$0
LU soft white +\$0
WN warm grey neutral +\$0
91 white +\$21
HM natural maple +\$21
HX aged cherry +\$21

Co/Struc® Storage

Storage Case Pullout ShelfC5042.



Product Information

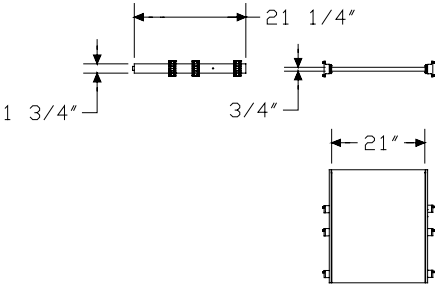
Description

This pullout shelf is 21 1/4" deep and mounts inside a storage case. It adjusts in 1 1/4" increments.

Notes

To clear support beam on heavy-duty work surface, shelf must be positioned at least 2 1/2" below the surface.

Dimensions



Specification Information

Step 1.

C5042.2422\$447

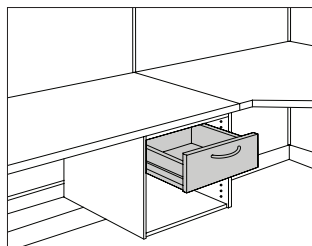
Step 2. Surface Finish

HF	inner tone light	+\$0
LT	light tone	+\$0
LU	soft white	+\$0
WN	warm grey neutral	+\$0
91	white	+\$33
HM	natural maple	+\$33
HX	aged cherry	+\$33

Co/Struc® Storage

## Storage Case Drawer

C5043.  
C5044.



### Product Information

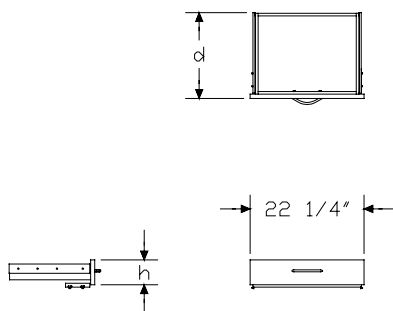
#### Description

This drawer mounts inside a storage case and is available with or without a lock. The 22"-deep drawer cannot be used in the top position of a storage case.

#### Notes

For general information on locks, see Keyed-Alike Information in Appendices.

#### Dimensions



### Specification Information

#### Step 1.

**C504**

#### Step 2. Depth

**3.** 16" deep

**4.** 22" deep

#### Step 3. Height

#### For 16" deep (3.)

**0422** small, 5" high

**0822** medium, 7½" high

#### For 22" deep (4.)

**0422** small, 5" high

**0822** medium, 7½" high

**1222** large, 10" high

#### Step 4. Lock

**N** no lock

**L** keyed differently

**K** keyed alike

#### Prices for Steps 1-4.

	<b>N</b>	<b>L</b>	<b>K</b>
<b>C5043. 0422</b>	\$424	700	700
<b>0822</b>	\$532	798	798
<b>C5044. 0422</b>	\$468	618	618
<b>0822</b>	\$561	831	831
<b>1222</b>	\$590	862	862

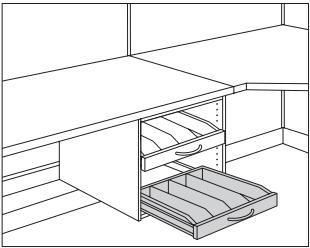
#### Step 5. Surface Finish

<b>HF</b>	inner tone light	+\$0
<b>LT</b>	light tone	+\$0
<b>LU</b>	soft white	+\$0
<b>WN</b>	warm grey neutral	+\$0
<b>91</b>	white	+\$41
<b>HM</b>	natural maple	+\$41
<b>HX</b>	aged cherry	+\$41

#### Step 6. Pull Option/Finish

<b>NN</b>	none	+\$0
<b>BK</b>	black	+\$0
<b>NH</b>	brushed nickel	+\$0

Storage Case Bottle DrawerC5045.

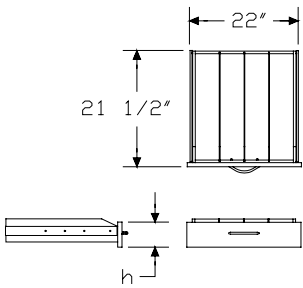


Product Information

Description

This pullout drawer mounts in a storage case and has a partial-height front for easy access to contents. It includes 3 dividers.

Dimensions



Specification Information

Step 1.

C5045.

Step 2. Height

0822 5" high

1222 7 1/2" high

Prices for Steps 1-2.

C5045. 0822 \$936

1222 \$998

Step 3. Surface Finish

HF inner tone light +\$0

LT light tone +\$0

LU soft white +\$0

WN warm grey neutral +\$0

76 light brown walnut +\$62

91 white +\$62

HM natural maple +\$62

HX aged cherry +\$62

Step 4. Pull Option/Finish

NN none +\$0

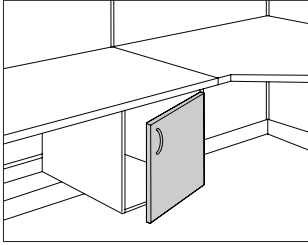
BK black +\$0

NH brushed nickel +\$0



10. *Journal of the American Medical Association*, 2000; 284: 2689-2695.

C5052.



Product Information	
Description	
Product Name	Product Name
Product ID	Product ID
Product Category	Product Category
Product Price	Product Price
Product Stock	Product Stock
Product Weight	Product Weight
Product Dimensions	Product Dimensions
Product Images	Product Images
Product Description	Product Description
Product Reviews	Product Reviews
Product Ratings	Product Ratings
Product Tags	Product Tags
Product Meta	Product Meta
Product SEO	Product SEO
Product Analytics	Product Analytics
Product Performance	Product Performance
Product History	Product History
Product Settings	Product Settings
Product Status	Product Status
Product Location	Product Location
Product Availability	Product Availability
Product Visibility	Product Visibility
Product Access	Product Access
Product Security	Product Security
Product Compliance	Product Compliance
Product Sustainability	Product Sustainability
Product Innovation	Product Innovation
Product Research	Product Research
Product Development	Product Development
Product Testing	Product Testing
Product Launch	Product Launch
Product Marketing	Product Marketing
Product Sales	Product Sales
Product Distribution	Product Distribution
Product Logistics	Product Logistics
Product Customer Service	Product Customer Service
Product Feedback	Product Feedback
Product Improvement	Product Improvement
Product Future	Product Future

Description

This door attaches to the front of a storage case. Attachment hardware is included.

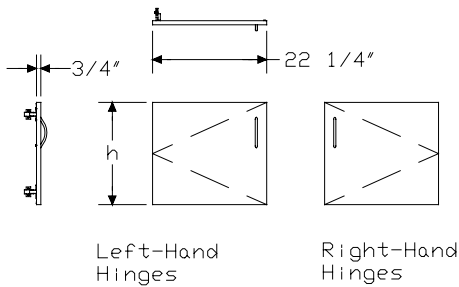
Notes

Co/Struc® storage case drawers and storage case bottle drawers cannot be specified behind doors.

When specifying 17"- or 20"-high lockable door that has drawers above it, specify storage case shelf (C5041.) to prevent access to cabinet below.

For general information on locks, see Keyed-Alike Information in Appendices.

## Dimensions



#### Specification Information

Step 1.

## C505

## Step 2. Hinge Location

2. left-hand hinges
3. right-hand hinges

### Step 3. Height

- |             |          |
|-------------|----------|
| <b>1722</b> | 17" high |
| <b>2022</b> | 20" high |
| <b>2522</b> | 25" high |

#### Step 4. Lock

- |          |                   |
|----------|-------------------|
| <b>N</b> | no lock           |
| <b>L</b> | keyed differently |
| <b>K</b> | keyed alike       |

Prices for Steps 1-4.

	N	L	K
<b>C5052. 1722</b>	\$325	405	405
<b>2022</b>	\$351	433	433
<b>2522</b>	\$440	524	524
<b>C5053. 1722</b>	\$334	420	420
<b>2022</b>	\$361	447	447
<b>2522</b>	\$456	541	541

## Step 5. Surface Finish

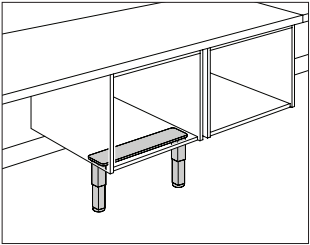
<b>91</b>	white	+\$31
<b>HF</b>	inner tone light	+\$0
<b>LT</b>	light tone	+\$0
<b>LU</b>	soft white	+\$0
<b>WN</b>	warm grey neutral	+\$0
<b>HM</b>	natural maple	+\$31
<b>HX</b>	aged cherry	+\$31

## Step 6. Pull Option/Finish

<b>NN</b>	none	+\$0
<b>BK</b>	black	+\$0
<b>NH</b>	brushed nickel	+\$0

Storage Case Leg

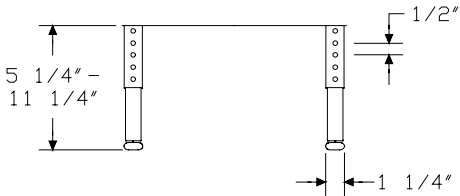
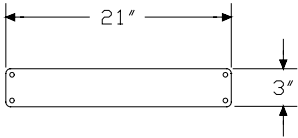
C5050.



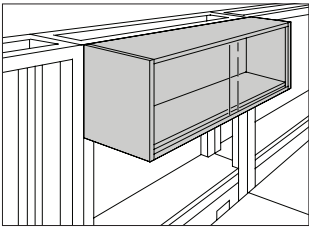
Product Information
Description
This leg supports a storage case mounted under a heavy-duty work surface. It provides support when the work surface holds heavy loads. The legs adjust in 1/2" increments to allow a work surface height of 34" to 38". Leg finish is medium tone.
Notes
Order storage case (C5040.) separately.
Dimensions

Specification Information
Step 1.
C5050. \$256

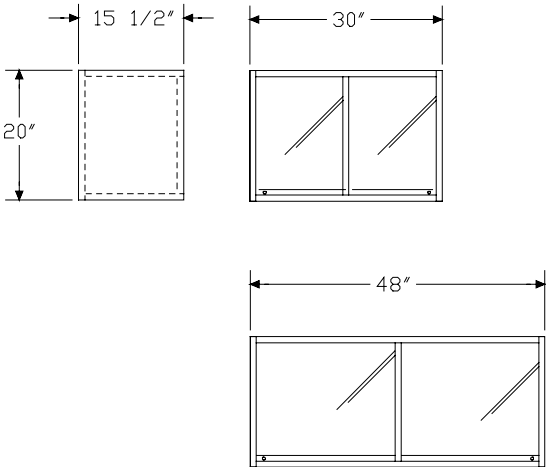
Co/Struc® Storage



Storage Unit with Sliding DoorsC5014.



Product Information
Description
This unit hangs on a module, support panel, or wall strips above a work surface. It has sliding glass doors. Shipped knocked down.
Notes
Order optional task light separately: <ul style="list-style-type: none"><li>• Under shelf LED task light (G6170.)</li></ul>
Dimensions

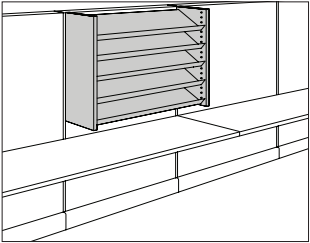


Specification Information
Step 1.
C5014.16
Step 2. Width
3030" wide
4848" wide
Prices for Steps 1-2.
C5014.16 30\$1858
48\$2172
Step 3. Surface Finish
HFinner tone light+\$0
LTlight tone+\$0
LUsoft white+\$0
WNwarm grey neutral+\$0
91white+\$113
HMnatural maple+\$113
HXaged cherry+\$113

Co/Struc® Storage

Shelf Unit

C5020.  
C5021.



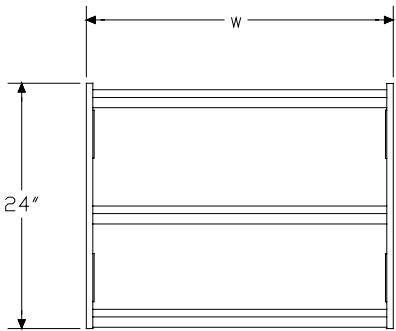
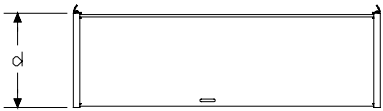
Product Information

**Description**  
This 3- or 5-shelf unit hangs from a module, panel, or wall strips. It has 9"- or 16"-deep shelves that adjust in 2½" increments. Shelves are flat or slanted at either 11° or 22° angles for gravity-feed dispensing. Shipped knocked down.

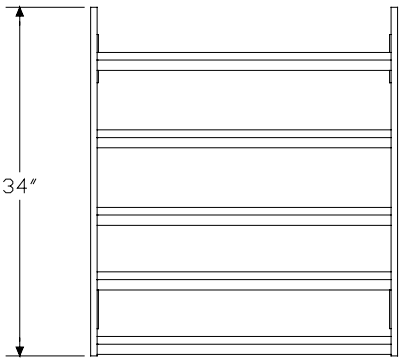
Notes

For additional shelf, order add-on shelf (C5025.) separately.  
To cover shelf unit with dust cover, order add-on shelf (C5025.) and place in top position of unit.  
To enclose back of unit, order back panel (C5026.) separately.  
To hang unit on architectural wall and enclose back of unit, order shelf unit wall attachment panel (C5036.) separately.  
To enclose front of unit, order shelf unit door (C5027., C5028., C5032., C5037., or C5038.) separately.  
To ease cleaning and prevent the stacking of materials on top of shelf unit, order sloped shelf unit top (C0397.) separately.  
Order optional task light for 16"-deep unit separately:  
• Under shelf LED task light (G6170.)  
To attach task light to slanted shelf, order light bracket (C5051.) separately.

Dimensions



3 Shelves



5 Shelves

## Shelf Unit *continued*

### Specification Information

#### Step 1.

**C502**

#### Step 2. Shelves/Height

- 0.** 3 shelves and 24" high
- 1.** 5 shelves and 34" high

#### Step 3. Depth

- 09** 9" deep
- 16** 16" deep

#### Step 4. Width

- 24** 24" wide
- 30** 30" wide
- 36** 36" wide
- 48** 48" wide

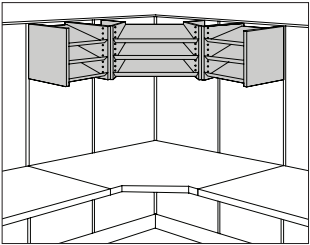
#### Prices for Steps 1-4.

	<b>24</b>	<b>30</b>	<b>36</b>	<b>48</b>
<b>C5020. 09</b>	\$644	681	696	733
<b>16</b>	\$807	850	897	1004
<b>C5021. 09</b>	\$905	935	974	1038
<b>16</b>	\$1087	1158	1228	1359

#### Step 5. Side Panel/Shelf Finish

<b>HF</b>	inner tone light	+\$0
<b>LT</b>	light tone	+\$0
<b>LU</b>	soft white	+\$0
<b>WN</b>	warm grey neutral	+\$0
<b>91</b>	white	+\$62

Shelf Unit, Diagonal CornerC5022.

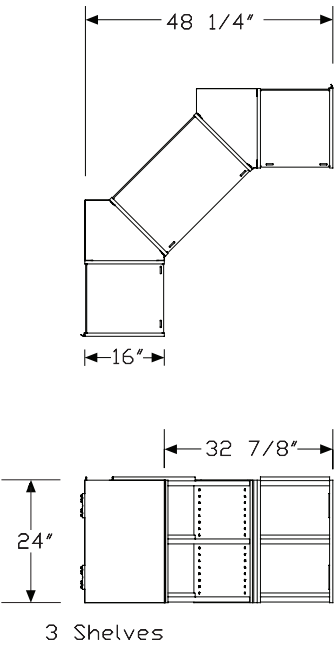


Product Information

**Description**  
This unit hangs from 24"-wide panels connected by an Action Office® 2-way 90° connector or wall strips used in a corner position. Shelves adjust in 2½" increments and are flat or slanted at either 11° or 22° angles for gravity-feed dispensing. Shipped knocked down.

**Notes**  
For additional shelf in center section, order 24"-wide add-on shelf (C5025.1624). For additional shelf in side section, order 14"-wide add-on shelf (C5025.1614).  
To cover back of center unit, order back panel (C5026.) separately.  
To attach task light to slanted center shelf, order light bracket (C5051.) separately.

Dimensions

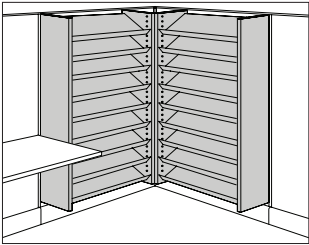


Specification Information

Step 1.		
C502		
Step 2. Shelves/Height		
2.1648 3 shelves and 24" high		
Prices for Steps 1-2.		
C5022.1648		\$2521
Step 3. Side Panel/Shelf Finish		
91	white	+\$164
HF	inner tone light	+\$0
LT	light tone	+\$0
LU	soft white	+\$0
WN	warm grey neutral	+\$0

Shelf Unit, 90° Corner

C5024.



Product Information

Description

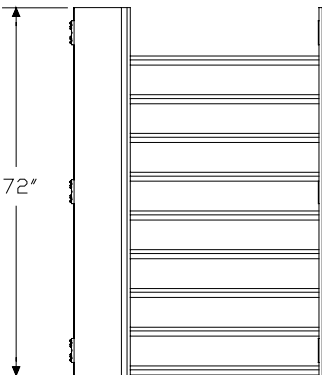
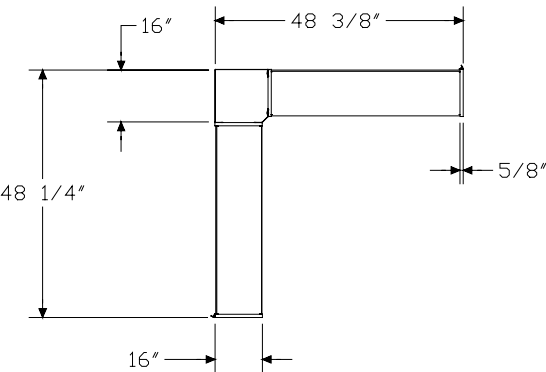
This 72"-high shelf unit hangs from 24"- or 48"-wide panels connected by 1 or 2 Action Office® 2-way 90° connectors or hangs from wall strips used in 1 or 2 90° corners. Shelves adjust in 2½" increments and are flat or slanted at either 11° or 22° angles for gravity-feed dispensing. Shipped knocked down.

Notes

For additional shelf, order add-on shelf (C5025.1631) separately.

To cover shelf unit with dust cover, order add-on shelf (C5025.1631) and place in top position of unit.

Dimensions



Specification Information

Step 1.

C5024.1648

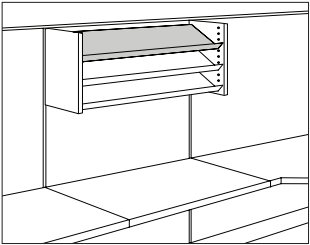
\$4608

Step 2. Side Panel/Shelf Finish

HF	inner tone light	+\$0
LT	light tone	+\$0
LU	soft white	+\$0
WN	warm grey neutral	+\$0
91	white	+\$308

Co/Struc® Storage

Add-On Shelf, Shelf UnitC5025.

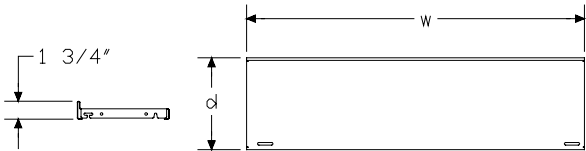


Product Information

Description  
This shelf fits inside a shelf unit, diagonal corner shelf unit, or 90° corner shelf unit. It is used as an additional shelf or dust cover.

Dimensions

Co/Struc® Storage



Specification Information

Step 1.  
**C5025.**

Step 2. Depth	
<b>09</b>	9" deep
<b>16</b>	16" deep

Step 3. Width

For 9" deep (09)	
<b>24</b>	22 <sup>3</sup> / <sub>4</sub> " wide
<b>30</b>	28 <sup>3</sup> / <sub>4</sub> " wide
<b>36</b>	34 <sup>3</sup> / <sub>4</sub> " wide
<b>48</b>	46 <sup>3</sup> / <sub>4</sub> " wide

For 16" deep (16)	
<b>14</b>	13 <sup>1</sup> / <sub>2</sub> " wide
<b>24</b>	22 <sup>3</sup> / <sub>4</sub> " wide
<b>30</b>	28 <sup>3</sup> / <sub>4</sub> " wide
<b>31</b>	30 <sup>1</sup> / <sub>2</sub> " wide
<b>36</b>	34 <sup>3</sup> / <sub>4</sub> " wide
<b>48</b>	46 <sup>3</sup> / <sub>4</sub> " wide

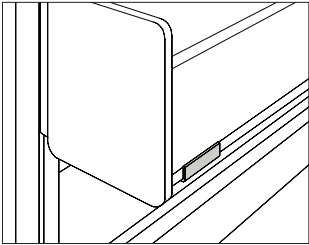
Prices for Steps 1-3.						
	<b>14</b>	<b>24</b>	<b>30</b>	<b>31</b>	<b>36</b>	<b>48</b>
<b>C5025. 09</b>	—	\$132	143	—	150	172
<b>16</b>	\$138	170	174	180	182	197

Step 4. Shelf Finish		
<b>91</b>	white	+\$11
<b>HF</b>	inner tone light	+\$0
<b>LT</b>	light tone	+\$0
<b>LU</b>	soft white	+\$0
<b>WN</b>	warm grey neutral	+\$0



Shelf Label Clip

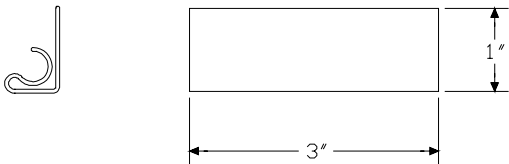
C0398



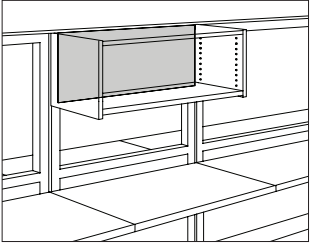
Product Information
Description
This 3"-wide clip fastens to the edge of a metal shelf and holds content labels. Stick-on labels can be applied to the front of the clip or slide-in labels can be inserted from the back. Package contains 36 clear clips.
Dimensions

Specification Information
Step 1.
C039827
\$189

Co/Struc® Storage



Shelf Unit Back PanelC5026.

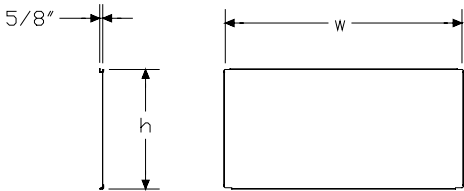


Product Information
Description
This panel attaches to a 3- or 5-shelf unit or diagonal corner shelf unit and closes the back. The shelf unit's top and bottom shelves must be flat.
Notes
Order shelf unit (C5020. or C5021.) or diagonal corner shelf unit (C5022.) separately.
Dimensions

Specification Information
Step 1.
C5026.
Step 2. Height
2424" high
3434" high
Step 3. Width
2422 <sup>3</sup> / <sub>4</sub> " wide
3028 <sup>3</sup> / <sub>4</sub> " wide
3634 <sup>3</sup> / <sub>4</sub> " wide
4846 <sup>3</sup> / <sub>4</sub> " wide

Prices for Steps 1-3.	24	30	36	48
C5026. 24	\$257	278	299	356
34	\$308	336	363	422

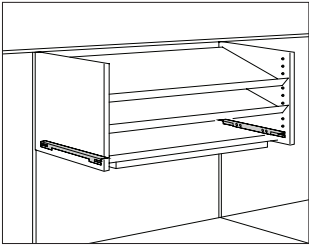
Step 4. Surface Finish				
HF	inner tone light			+\$0
LT	light tone			+\$0
LU	soft white			+\$0
WN	warm grey neutral			+\$0



Co/Struc® Storage

Light Bracket

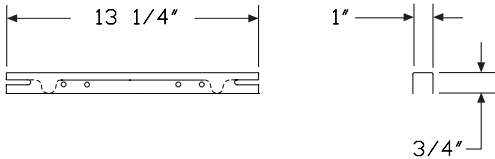
C5051.



Product Information
Description
These brackets fasten a task light to the bottom of an overhead cabinet, a flat or slanted shelf in a 3- or 5-shelf unit, or a center shelf in a diagonal corner shelf unit. Package contains 1 pair. Finish is black.
Notes
For 16"-deep shelf, order under shelf LED task light (G6170.) separately.
Dimensions

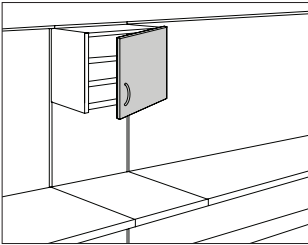
Specification Information
Step 1.
C5051.
Step 2. Usage
16 for 16"-deep shelf
Prices for Steps 1-2.
C5051. 16 \$163

Co/Struc® Storage



Shelf Unit Door

C5027.  
C5028.



Product Information

Description

This 24"-wide door encloses a shelf unit. Attachment hardware is included.

Notes

For 24"-high door, order 3-shelf unit (C5020.) separately.  
For 34"-high door, order 5-shelf unit (C5021.) separately.  
For keyed-alike locks, order lock plugs separately. See Keyed-Alike Information in Appendices.

Dimensions

Specification Information

Step 1.

C502

Step 2. Hinge Location

- 7. left-hand hinges
- 8. right-hand hinges

Step 3. Height

- 2424 24" high
- 3424 34" high

Step 4. Lock

- N no lock
- L keyed differently
- K keyed alike

Prices for Steps 1-4.

	N	L	K
C5027. 2424	\$511	657	657
3424	\$670	817	817
C5028. 2424	\$500	647	647
3424	\$664	806	806

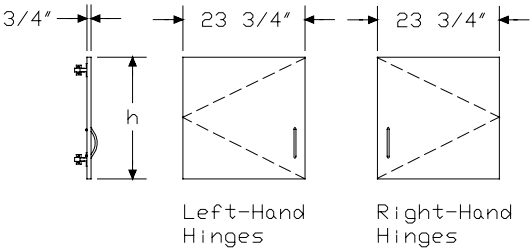
Step 5. Surface Finish

HF	inner tone light	+\$0
LT	light tone	+\$0
LU	soft white	+\$0
WN	warm grey neutral	+\$0
91	white	+\$41
HM	natural maple	+\$41
HX	aged cherry	+\$41

Step 6. Pull Option/Finish

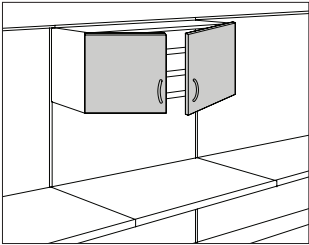
NN	none	+\$0
BK	black	+\$0
NH	brushed nickel	+\$0

Co/Struc® Storage

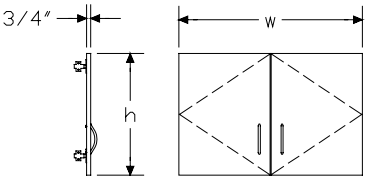


Shelf Unit Double Doors

C5032.



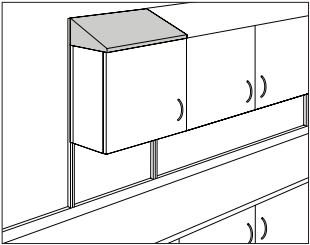
Product Information
Description
These doors enclose a shelf unit. The doors are available with or without a lock. Attachment hardware is included.
Notes
For 24"high doors, order 3-shelf unit (C5020.) separately.
For 34"high doors, order 5-shelf unit (C5021.) separately.
For keyed-alike locks, order lock plugs separately. See Keyed-Alike Information in Appendices.
Dimensions



Specification Information				
Step 1.				
C5032.				
Step 2. Height				
24	24" high			
34	34" high			
Step 3. Width				
30	30" wide			
36	36" wide			
48	48" wide			
Step 4. Lock				
N	no lock			
L	keyed differently			
K	keyed alike			
Prices for Steps 1-4.				
		N	L	K
C5032. 24	30	\$552	708	708
	36	\$647	801	801
	48	\$794	944	944
34	30	\$718	868	868
	36	\$842	996	996
	48	\$1102	1256	1256
Step 5. Surface Finish				
HF	inner tone light			+\$0
LT	light tone			+\$0
LU	soft white			+\$0
WN	warm grey neutral			+\$0
91	white			+\$52
HM	natural maple			+\$52
HX	aged cherry			+\$52
Step 6. Pull Option/Finish				
NN	none			+\$0
BK	black			+\$0
NH	brushed nickel			+\$0

Co/Struc® Storage

Sloped Shelf Unit TopC0397.

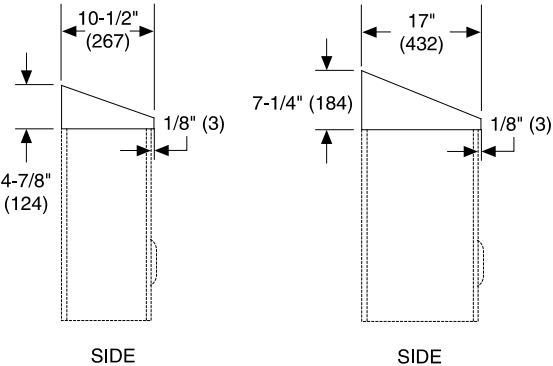


Product Information

Description  
This top attaches to a shelf unit. It is sloped to ease cleaning and prevent the stacking of materials on top of the cabinet.

Notes  
Order shelf unit (C5020. or C5021.) separately.

Dimensions



Specification Information

Step 1.  
C0397.

Step 2. Depth

09	10 1/2" deep
16	17" deep

Step 3. Width

24	24" wide
30	30" wide
36	36" wide
48	48" wide

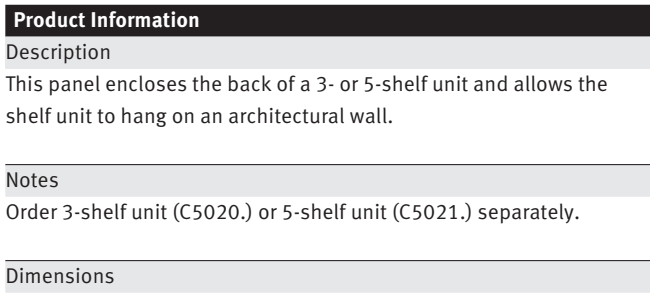
Prices for Steps 1-3.

	24	30	36	48
C0397.09	\$387	433	469	512
16	\$433	464	512	610

Step 4. Surface Finish

HF	inner tone light	+\$0
LT	light tone	+\$0
LU	soft white	+\$0
WN	warm grey neutral	+\$0

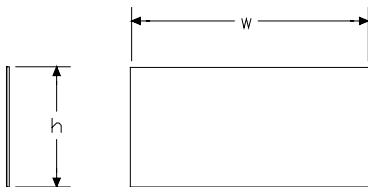
1998, 1999, 2000, 2001, 2002, 2003, 2004, 2005, 2006, 2007, 2008, 2009, 2010, 2011, 2012, 2013, 2014, 2015, 2016, 2017, 2018, 2019, 2020, 2021, 2022, 2023, 2024, 2025, 2026, 2027, 2028, 2029, 2030, 2031, 2032, 2033, 2034, 2035, 2036, 2037, 2038, 2039, 2040, 2041, 2042, 2043, 2044, 2045, 2046, 2047, 2048, 2049, 2050, 2051, 2052, 2053, 2054, 2055, 2056, 2057, 2058, 2059, 2060, 2061, 2062, 2063, 2064, 2065, 2066, 2067, 2068, 2069, 2070, 2071, 2072, 2073, 2074, 2075, 2076, 2077, 2078, 2079, 2080, 2081, 2082, 2083, 2084, 2085, 2086, 2087, 2088, 2089, 2090, 2091, 2092, 2093, 2094, 2095, 2096, 2097, 2098, 2099, 2100, 2101, 2102, 2103, 2104, 2105, 2106, 2107, 2108, 2109, 2110, 2111, 2112, 2113, 2114, 2115, 2116, 2117, 2118, 2119, 2120, 2121, 2122, 2123, 2124, 2125, 2126, 2127, 2128, 2129, 2130, 2131, 2132, 2133, 2134, 2135, 2136, 2137, 2138, 2139, 2140, 2141, 2142, 2143, 2144, 2145, 2146, 2147, 2148, 2149, 2150, 2151, 2152, 2153, 2154, 2155, 2156, 2157, 2158, 2159, 2160, 2161, 2162, 2163, 2164, 2165, 2166, 2167, 2168, 2169, 2170, 2171, 2172, 2173, 2174, 2175, 2176, 2177, 2178, 2179, 2180, 2181, 2182, 2183, 2184, 2185, 2186, 2187, 2188, 2189, 2190, 2191, 2192, 2193, 2194, 2195, 2196, 2197, 2198, 2199, 2200, 2201, 2202, 2203, 2204, 2205, 2206, 2207, 2208, 2209, 2210, 2211, 2212, 2213, 2214, 2215, 2216, 2217, 2218, 2219, 2220, 2221, 2222, 2223, 2224, 2225, 2226, 2227, 2228, 2229, 2230, 2231, 2232, 2233, 2234, 2235, 2236, 2237, 2238, 2239, 2240, 2241, 2242, 2243, 2244, 2245, 2246, 2247, 2248, 2249, 2250, 2251, 2252, 2253, 2254, 2255, 2256, 2257, 2258, 2259, 2260, 2261, 2262, 2263, 2264, 2265, 2266, 2267, 2268, 2269, 2270, 2271, 2272, 2273, 2274, 2275, 2276, 2277, 2278, 2279, 2280, 2281, 2282, 2283, 2284, 2285, 2286, 2287, 2288, 2289, 2290, 2291, 2292, 2293, 2294, 2295, 2296, 2297, 2298, 2299, 2300, 2301, 2302, 2303, 2304, 2305, 2306, 2307, 2308, 2309, 2310, 2311, 2312, 2313, 2314, 2315, 2316, 2317, 2318, 2319, 2320, 2321, 2322, 2323, 2324, 2325, 2326, 2327, 2328, 2329, 2330, 2331, 2332, 2333, 2334, 2335, 2336, 2337, 2338, 2339, 2340, 2341, 2342, 2343, 2344, 2345, 2346, 2347, 2348, 2349, 2350, 2351, 2352, 2353, 2354, 2355, 2356, 2357, 2358, 2359, 2360, 2361, 2362, 2363, 2364, 2365, 2366, 2367, 2368, 2369, 2370, 2371, 2372, 2373, 2374, 2375, 2376, 2377, 2378, 2379, 2380, 2381, 2382, 2383, 2384, 2385, 2386, 2387, 2388, 2389, 2390, 2391, 2392, 2393, 2394, 2395, 2396, 2397, 2398, 2399, 2400, 2401, 2402, 2403, 2404, 2405, 2406, 2407, 2408, 2409, 2410, 2411, 2412, 2413, 2414, 2415, 2416, 2417, 2418, 2419, 2420, 2421, 2422, 2423, 2424, 2425, 2426, 2427, 2428, 2429, 2430, 2431, 2432, 2433, 2434, 2435, 2436, 2437, 2438, 2439, 2440, 2441, 2442, 2443, 2444, 2445, 2446, 2447, 2448, 2449, 2450, 2451, 2452, 2453, 2454, 2455, 2456, 2457, 2458, 2459, 2460, 2461, 2462, 2463, 2464, 2465, 2466, 2467, 2468, 2469, 2470, 2471, 2472, 2473, 2474, 2475, 2476, 2477, 2478, 2479, 2480, 2481, 2482, 2483, 2484, 2485, 2486, 2487, 2488, 2489, 2490, 2491, 2492, 2493, 2494, 2495, 2496, 2497, 2498, 2499, 2500, 2501, 2502, 2503, 2504, 2505, 2506, 2507, 2508, 2509, 2510, 2511, 2512, 2513, 2514, 2515, 2516, 2517, 2518, 2519, 2520, 2521, 2522, 2523, 2524, 2525, 2526, 2527, 2528, 2529, 2530, 2531, 2532, 2533, 2534, 2535, 2536, 2537, 2538, 2539, 2540, 2541, 2542, 2543, 2544, 2545, 2546, 2547, 2548, 2549, 2550, 2551, 2552, 2553, 2554, 2555, 2556, 2557, 2558, 2559, 2560, 2561, 2562, 2563, 2564, 2565, 2566, 2567, 2568, 2569, 2570, 2571, 2572, 2573, 2574, 2575, 2576, 2577, 2578, 2579, 2580, 2581, 2582, 2583, 2584, 2585, 2586, 2587, 2588, 2589, 2590, 2591, 2592, 2593, 2594, 2595, 2596, 2597, 2598, 2599, 2600, 2601, 2602, 2603, 2604, 2605, 2606, 2607, 2608, 2609, 2610, 2611, 2612, 2613, 2614, 2615, 2616, 2617, 2618, 2619, 2620, 2621, 2622, 2623, 2624, 2625, 2626, 2627, 2628, 2629, 2630, 2631, 2632, 2633, 2634, 2635, 2636, 2637, 2638, 2639, 2640, 2641, 2642, 2643, 2644, 2645, 2646, 2647, 2648, 2649, 2650, 2651, 2652, 2653, 2654, 2655, 2656, 2657, 2658, 2659, 2660, 2661, 2662, 2663, 2664, 2665, 2666, 2667, 2668, 2669, 2670, 2671, 2672, 2673, 2674, 2675, 2676, 2677, 2678, 2679, 26



## Description

This panel encloses the back of a 3- or 5-shelf unit and allows the shelf unit to hang on an architectural wall.

Order 3-shelf unit (C5020.) or 5-shelf unit (C5021.) separately.



Step 1.

C5036.

**24** 24" high

**34** 34" high

**24** 24" wide

**30** 30" wide  
**36** 36" wide  
**48** 48" wide

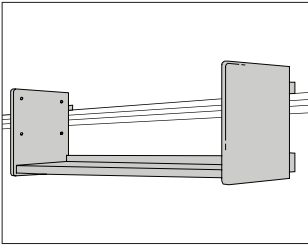
24      30      36      48

C5036. 24	\$308	343	415	482
34	\$333	357	422	503

<b>HF</b>	inner tone light	+\$0
-----------	------------------	------

<b>LT</b>	light tone	+\$0
<b>LU</b>	soft white	+\$0
<b>WN</b>	warm grey neutral	+\$0
<b>91</b>	white	+\$26
<b>HM</b>	natural maple	+\$26
<b>HX</b>	aged cherry	+\$26

B-Style Rail-Hanging ShelfC0521.



Product Information

Description

This 15½"-high shelf with a lip hangs from a standard rail or adapter rail. It can hold up to 2 add-on shelves. The underside of the shelf accepts a task light. Attachment hardware is included. Shipped knocked down.

Notes

For enclosed storage, order B-style flipper door (A3310., A3312., or A3313.) separately.

For fully enclosed storage, order A-/B-style flipper door back panel (A3390.) and B-style flipper door (A3310., A3312., or A3313.) separately.

Order optional add-on shelves of equal depth and width separately:

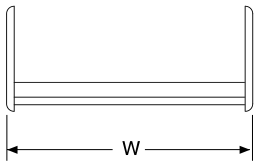
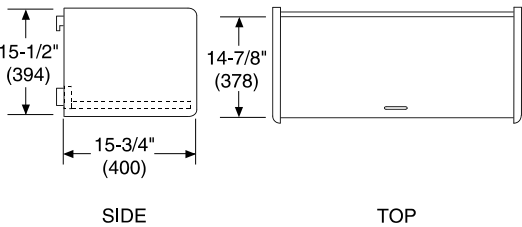
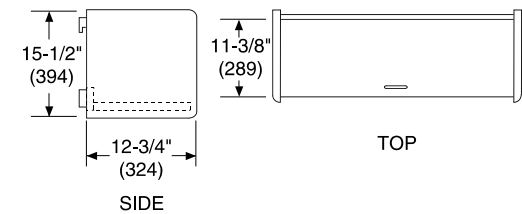
- Add-on shelf (A0521.1524 or A0521.1548)

- Add-on shelf with lip (C3019.)

Order optional task light separately:

- Under shelf LED task light (G6170.)

Dimensions



FRONT

Specification Information

Step 1.

C0521.

Step 2. Depth

13 13" deep

16 16" deep

Step 3. Width

24 24" wide

30 30" wide

36 36" wide

42 42" wide

48 48" wide

Prices for Steps 1-3.

	24	30	36	42	48
C0521.13	\$573	588	611	628	662
16	\$792	809	850	870	944

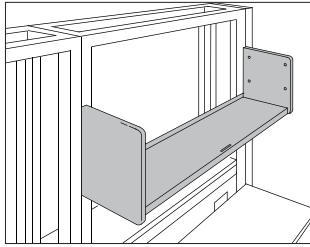
Step 4. Surface Finish

HF	inner tone light	+\$0
LT	light tone	+\$0
LU	soft white	+\$0
WN	warm grey neutral	+\$0



## B-Style Shelf

C3011.



### Product Information

#### Description

This 15½"-high shelf with a lip hangs from a panel, a freestanding module, or wall strips. It can hold up to 2 add-on shelves. The underside of the shelf accepts a task light. Attachment hardware is included. Shipped knocked down.

#### Notes

For enclosed storage, order B-style flipper door (A3310., A3312., or A3313.) separately.

For fully enclosed storage of 24"- to 48"-wide shelf, order A-/B-style flipper door back panel (A3390.) and B-style flipper door (A3310., A3312., or A3313.) separately.

Order optional add-on shelves of equal depth and width separately:

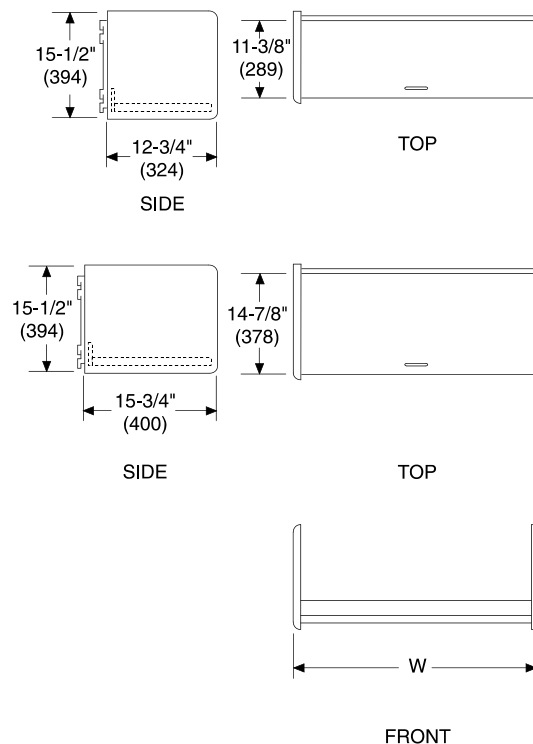
- Add-on shelf (A0521.1524 or A0521.1548)
- Add-on shelf with lip (C3019.)

For 60"-wide shelf, order 60"-wide task light.

Order optional task light separately:

- Under shelf LED task light (G6170.)

### Dimensions



Specification Information

Step 1.

C3011.

Step 2. Depth

13 13" deep

16 16" deep

Step 3. Width

24 24" wide

30 30" wide

36 36" wide

42 42" wide

48 48" wide

60 60" wide

Prices for Steps 1-3.

	24	30	36	42	48	60
C3011. 13	\$313	329	349	361	383	422
16	\$448	466	489	508	557	668

Step 4. Surface Finish

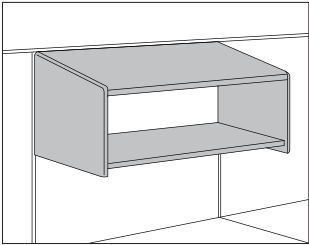
HF inner tone light +\$0

LT light tone +\$0

LU soft white +\$0

WN warm grey neutral +\$0

B-Style Shelf with Sloped TopC3091.



Product Information

Description

This 16" deep shelf hangs from a panel, a freestanding module, or wall strips and has a sloped metal top. A filler piece is included for enclosed storage applications. The underside of the shelf accepts a task light. Attachment hardware is included. Shipped knocked down.

Notes

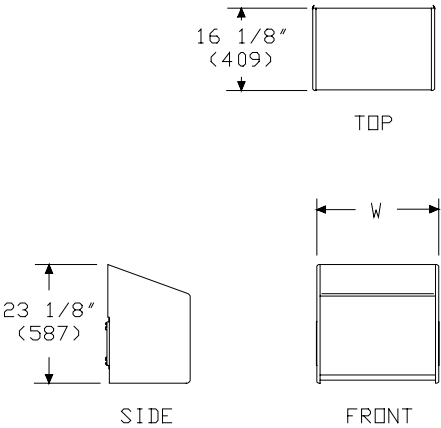
For enclosed storage, order B-style flipper door (A3310., A3312., or A3313.) separately.

To enclose back of shelf, order A-/B-style flipper door back panel (A3390.) separately.

Order optional task light separately:

- Under shelf LED task light (G6170.)

Dimensions



Specification Information

Step 1.

C3091.16

Step 2. Width

24	24" wide
30	30" wide
42	42" wide
48	48" wide

Prices for Steps 1-2.

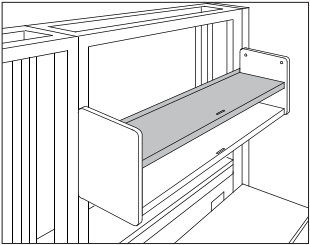
C3091.16	24	\$622
	30	\$652
	42	\$758
	48	\$792

Step 3. Surface Finish

HF	inner tone light	+\$0
LT	light tone	+\$0
LU	soft white	+\$0
WN	warm grey neutral	+\$0

Co/Struc® Storage

Add-On Shelf with LipC3019.



Product Information

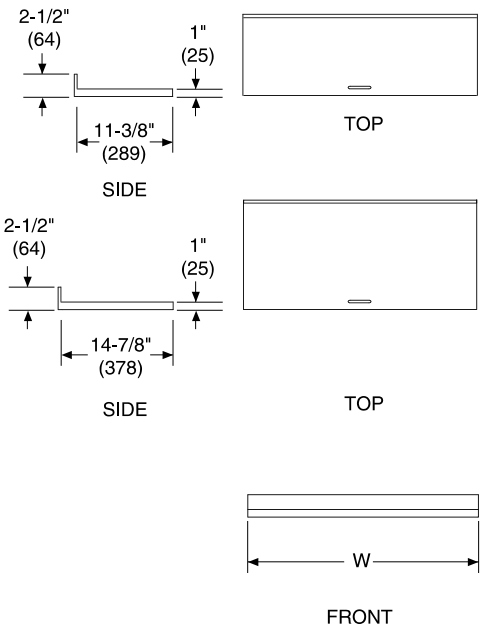
Description

This shelf fits into a B-style shelf or B-style rail-hanging shelf to add a second shelf. Attachment hardware is included.

Notes

- Order support components separately:
- B-style (C3011.) shelf
  - B-style (C0521.) rail-hanging shelf

Dimensions



Specification Information

Step 1.

C3019.

Step 2. Depth

- 13 13" deep
- 16 16" deep

Step 3. Width

- 24 24" wide
- 30 30" wide
- 36 36" wide
- 42 42" wide
- 48 48" wide
- 60 60" wide

Prices for Steps 1-3.

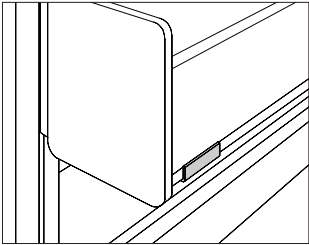
	24	30	36	42	48	60
C3019. 13	\$182	192	213	226	245	274
16	\$268	283	306	324	376	470

Step 4. Surface Finish

HF	inner tone light	+\$0
LT	light tone	+\$0
LU	soft white	+\$0
WN	warm grey neutral	+\$0

Shelf Label Clip

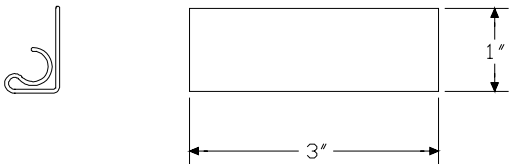
C0398

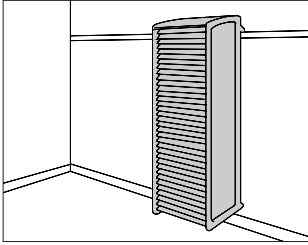


Product Information
Description
This 3"-wide clip fastens to the edge of a metal shelf and holds content labels. Stick-on labels can be applied to the front of the clip or slide-in labels can be inserted from the back. Package contains 36 clear clips.
Dimensions

Specification Information
Step 1.
C039827
\$189

Co/Struc® Storage





### Product Information

#### Description

This enclosed storage unit hangs on rails for stationary storage. The locker has 20 drawer slots in 3" increments and holds interchangeable components.

The locker has the following lock options: no lock, keyed lock, or keyless lock. The keyless lock mounts on the right-hand side and front of the locker. It includes a back-up keyed lock. The keyless lock is shipped with the battery.

#### Notes

Order rail components separately:

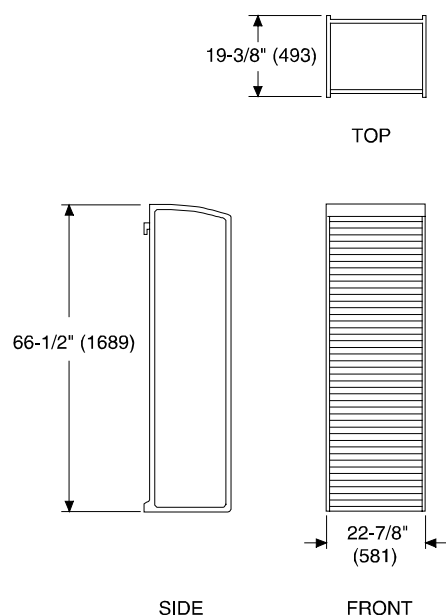
- Standard rail assembly (C0282)

Order transport/storage components separately:

- C tray/shelf (C0203)
- C wire shelf (C0252)
- Cassette assembly (C0565)
- Drawer (C0207, C0208, or C0209)
- Pullout catheter rack (C0469)

For general information on locks, see Keyed-Alike Information in Appendices.

#### Dimensions



### Specification Information

#### Step 1.

#### C0561

#### Step 2. Lock

<b>FF</b>	no lock
<b>FL</b>	keyed lock, keyed differently
<b>KA</b>	keyed lock, keyed alike
<b>EL</b>	keyless lock, keyed differently
<b>EK</b>	keyless lock, keyed alike

#### Prices for Steps 1-2.

<b>C0561 FF</b>	\$2284
<b>FL</b>	\$2489
<b>KA</b>	\$2489
<b>EL</b>	\$3680
<b>EK</b>	\$3680

#### Step 3. Locker Finish

<b>HF</b>	inner tone light	+\$0
<b>LT</b>	light tone	+\$0
<b>LU</b>	soft white	+\$0
<b>WN</b>	warm grey neutral	+\$0

#### Step 4. Door Finish

<b>3B</b>	beachglass	+\$0
<b>HF</b>	inner tone light	+\$0
<b>LT</b>	light tone	+\$0
<b>LU</b>	soft white	+\$0
<b>TR</b>	clear	+\$0
<b>WN</b>	warm grey neutral	+\$0

#### Step 5. Key Number

For keyed lock, keyed alike (KA) or keyless lock, keyed alike (EK)

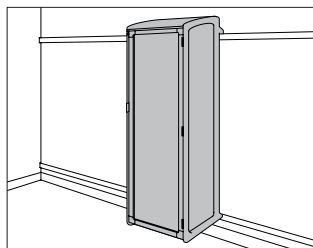
<b>01</b>	key number 01	+\$0
<b>02</b>	key number 02	+\$0
<b>03</b>	key number 03	+\$0
<b>04</b>	key number 04	+\$0
<b>05</b>	key number 05	+\$0
<b>06</b>	key number 06	+\$0
<b>07</b>	key number 07	+\$0
<b>08</b>	key number 08	+\$0
<b>09</b>	key number 09	+\$0
<b>10</b>	key number 10	+\$0
<b>11</b>	key number 11	+\$0
<b>12</b>	key number 12	+\$0
<b>13</b>	key number 13	+\$0

# Locker, with Tambour Door

continued

<b>14</b>	key number 14	+\$0	<b>61</b>	key number 61	+\$0
<b>15</b>	key number 15	+\$0	<b>62</b>	key number 62	+\$0
<b>16</b>	key number 16	+\$0	<b>63</b>	key number 63	+\$0
<b>17</b>	key number 17	+\$0	<b>64</b>	key number 64	+\$0
<b>18</b>	key number 18	+\$0	<b>65</b>	key number 65	+\$0
<b>19</b>	key number 19	+\$0	<b>66</b>	key number 66	+\$0
<b>20</b>	key number 20	+\$0	<b>67</b>	key number 67	+\$0
<b>21</b>	key number 21	+\$0	<b>68</b>	key number 68	+\$0
<b>22</b>	key number 22	+\$0	<b>69</b>	key number 69	+\$0
<b>23</b>	key number 23	+\$0	<b>70</b>	key number 70	+\$0
<b>24</b>	key number 24	+\$0	<b>71</b>	key number 71	+\$0
<b>25</b>	key number 25	+\$0	<b>72</b>	key number 72	+\$0
<b>26</b>	key number 26	+\$0	<b>73</b>	key number 73	+\$0
<b>27</b>	key number 27	+\$0	<b>74</b>	key number 74	+\$0
<b>28</b>	key number 28	+\$0	<b>75</b>	key number 75	+\$0
<b>29</b>	key number 29	+\$0	<b>76</b>	key number 76	+\$0
<b>30</b>	key number 30	+\$0	<b>77</b>	key number 77	+\$0
<b>31</b>	key number 31	+\$0	<b>78</b>	key number 78	+\$0
<b>32</b>	key number 32	+\$0	<b>79</b>	key number 79	+\$0
<b>33</b>	key number 33	+\$0	<b>80</b>	key number 80	+\$0
<b>34</b>	key number 34	+\$0	<b>81</b>	key number 81	+\$0
<b>35</b>	key number 35	+\$0	<b>82</b>	key number 82	+\$0
<b>36</b>	key number 36	+\$0	<b>83</b>	key number 83	+\$0
<b>37</b>	key number 37	+\$0	<b>84</b>	key number 84	+\$0
<b>38</b>	key number 38	+\$0	<b>85</b>	key number 85	+\$0
<b>39</b>	key number 39	+\$0	<b>86</b>	key number 86	+\$0
<b>40</b>	key number 40	+\$0	<b>87</b>	key number 87	+\$0
<b>41</b>	key number 41	+\$0	<b>88</b>	key number 88	+\$0
<b>42</b>	key number 42	+\$0	<b>89</b>	key number 89	+\$0
<b>43</b>	key number 43	+\$0	<b>90</b>	key number 90	+\$0
<b>44</b>	key number 44	+\$0	<b>91</b>	key number 91	+\$0
<b>45</b>	key number 45	+\$0	<b>92</b>	key number 92	+\$0
<b>46</b>	key number 46	+\$0	<b>93</b>	key number 93	+\$0
<b>47</b>	key number 47	+\$0	<b>94</b>	key number 94	+\$0
<b>48</b>	key number 48	+\$0	<b>95</b>	key number 95	+\$0
<b>49</b>	key number 49	+\$0	<b>96</b>	key number 96	+\$0
<b>50</b>	key number 50	+\$0	<b>97</b>	key number 97	+\$0
<b>51</b>	key number 51	+\$0	<b>98</b>	key number 98	+\$0
<b>52</b>	key number 52	+\$0	<b>99</b>	key number 99	+\$0
<b>53</b>	key number 53	+\$0			
<b>54</b>	key number 54	+\$0			
<b>55</b>	key number 55	+\$0			
<b>56</b>	key number 56	+\$0			
<b>57</b>	key number 57	+\$0			
<b>58</b>	key number 58	+\$0			
<b>59</b>	key number 59	+\$0			
<b>60</b>	key number 60	+\$0			

Co/Struc® Storage



### Product Information

#### Description

This enclosed storage unit hangs on rails for stationary storage. The locker has 20 drawer slots in 3" increments and holds interchangeable components. Door is hinged at the right. Available with no lock, keyed lock, keyless lock, or RFID lock.

#### Notes

Door frame color matches locker color.

Order rail components separately:

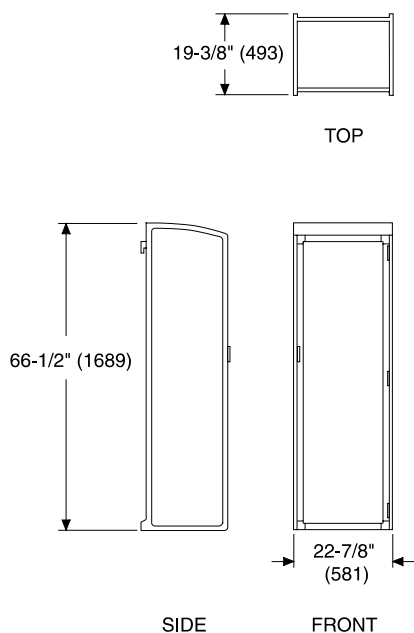
- Standard rail assembly (C0282)

Order transport/storage components separately:

- C tray/shelf (C0203)
- C wire shelf (C0252)
- Cassette assembly (C0565)
- Drawer (C0207, C0208, or C0209)
- Pullout catheter rack (C0469.)

For general information on locks, see Keyed-Alike Information in Appendices.

#### Dimensions



### Specification Information

#### Step 1.

#### C0570

#### Step 2. Lock

<b>FF</b>	no lock
<b>FL</b>	keyed lock, keyed differently
<b>KA</b>	keyed lock, keyed alike
<b>KP</b>	keyless lock
<b>RF</b>	RFID lock

#### Prices for Steps 1-2.

<b>C0570 FF</b>	\$2949
<b>FL</b>	\$3181
<b>KA</b>	\$3181
<b>KP</b>	\$3676
<b>RF</b>	\$4573

#### Step 3. Locker Finish

<b>HF</b>	inner tone light	+\$0
<b>LT</b>	light tone	+\$0
<b>LU</b>	soft white	+\$0
<b>WN</b>	warm grey neutral	+\$0

#### Step 4. Door Insert Finish

<b>HF</b>	inner tone light	+\$0
<b>LT</b>	light tone	+\$0
<b>LU</b>	soft white	+\$0
<b>TR</b>	clear	+\$0
<b>WN</b>	warm grey neutral	+\$0

#### Step 5. Key Number

For keyed lock, keyed alike (KA)

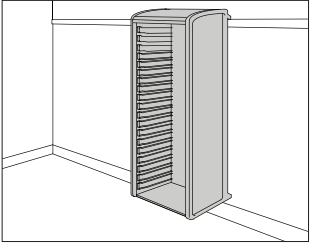
<b>01</b>	key number 01	+\$0
<b>02</b>	key number 02	+\$0
<b>03</b>	key number 03	+\$0
<b>04</b>	key number 04	+\$0
<b>05</b>	key number 05	+\$0
<b>06</b>	key number 06	+\$0
<b>07</b>	key number 07	+\$0
<b>08</b>	key number 08	+\$0
<b>09</b>	key number 09	+\$0
<b>10</b>	key number 10	+\$0
<b>11</b>	key number 11	+\$0
<b>12</b>	key number 12	+\$0
<b>13</b>	key number 13	+\$0
<b>14</b>	key number 14	+\$0



# Locker, with Hinged Door *continued*

<b>15</b>	key number 15	+\$0	<b>62</b>	key number 62	+\$0
<b>16</b>	key number 16	+\$0	<b>63</b>	key number 63	+\$0
<b>17</b>	key number 17	+\$0	<b>64</b>	key number 64	+\$0
<b>18</b>	key number 18	+\$0	<b>65</b>	key number 65	+\$0
<b>19</b>	key number 19	+\$0	<b>66</b>	key number 66	+\$0
<b>20</b>	key number 20	+\$0	<b>67</b>	key number 67	+\$0
<b>21</b>	key number 21	+\$0	<b>68</b>	key number 68	+\$0
<b>22</b>	key number 22	+\$0	<b>69</b>	key number 69	+\$0
<b>23</b>	key number 23	+\$0	<b>70</b>	key number 70	+\$0
<b>24</b>	key number 24	+\$0	<b>71</b>	key number 71	+\$0
<b>25</b>	key number 25	+\$0	<b>72</b>	key number 72	+\$0
<b>26</b>	key number 26	+\$0	<b>73</b>	key number 73	+\$0
<b>27</b>	key number 27	+\$0	<b>74</b>	key number 74	+\$0
<b>28</b>	key number 28	+\$0	<b>75</b>	key number 75	+\$0
<b>29</b>	key number 29	+\$0	<b>76</b>	key number 76	+\$0
<b>30</b>	key number 30	+\$0	<b>77</b>	key number 77	+\$0
<b>31</b>	key number 31	+\$0	<b>78</b>	key number 78	+\$0
<b>32</b>	key number 32	+\$0	<b>79</b>	key number 79	+\$0
<b>33</b>	key number 33	+\$0	<b>80</b>	key number 80	+\$0
<b>34</b>	key number 34	+\$0	<b>81</b>	key number 81	+\$0
<b>35</b>	key number 35	+\$0	<b>82</b>	key number 82	+\$0
<b>36</b>	key number 36	+\$0	<b>83</b>	key number 83	+\$0
<b>37</b>	key number 37	+\$0	<b>84</b>	key number 84	+\$0
<b>38</b>	key number 38	+\$0	<b>85</b>	key number 85	+\$0
<b>39</b>	key number 39	+\$0	<b>86</b>	key number 86	+\$0
<b>40</b>	key number 40	+\$0	<b>87</b>	key number 87	+\$0
<b>41</b>	key number 41	+\$0	<b>88</b>	key number 88	+\$0
<b>42</b>	key number 42	+\$0	<b>89</b>	key number 89	+\$0
<b>43</b>	key number 43	+\$0	<b>90</b>	key number 90	+\$0
<b>44</b>	key number 44	+\$0	<b>91</b>	key number 91	+\$0
<b>45</b>	key number 45	+\$0	<b>92</b>	key number 92	+\$0
<b>46</b>	key number 46	+\$0	<b>93</b>	key number 93	+\$0
<b>47</b>	key number 47	+\$0	<b>94</b>	key number 94	+\$0
<b>48</b>	key number 48	+\$0	<b>95</b>	key number 95	+\$0
<b>49</b>	key number 49	+\$0	<b>96</b>	key number 96	+\$0
<b>50</b>	key number 50	+\$0	<b>97</b>	key number 97	+\$0
<b>51</b>	key number 51	+\$0	<b>98</b>	key number 98	+\$0
<b>52</b>	key number 52	+\$0	<b>99</b>	key number 99	+\$0
<b>53</b>	key number 53	+\$0			
<b>54</b>	key number 54	+\$0			
<b>55</b>	key number 55	+\$0			
<b>56</b>	key number 56	+\$0			
<b>57</b>	key number 57	+\$0			
<b>58</b>	key number 58	+\$0			
<b>59</b>	key number 59	+\$0			
<b>60</b>	key number 60	+\$0			
<b>61</b>	key number 61	+\$0			

Co/Struc® Storage



Product Information

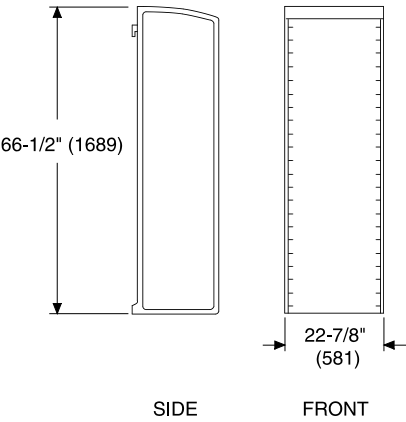
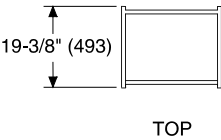
Description

This storage unit hangs on rails for stationary storage. The locker has 20 drawer slots in 3" increments and holds interchangeable components.

Notes

- Order rail components separately:
- Standard rail assembly (C0282)
- Order transport/storage components separately:
- C tray/shelf (C0203)
  - C wire shelf (C0252)
  - Cassette assembly (C0565)
  - Drawer (C0207, C0208, or C0209)
  - Pullout catheter rack (C0469.)
- Order optional locker tambour door (C0219) separately.

Dimensions



Specification Information

Step 1.	
C0562FF	\$2016

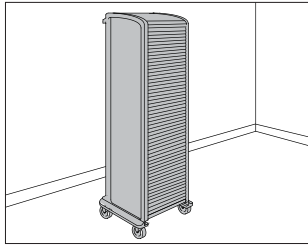
Step 2. Surface Finish

HF	inner tone light	+\$0
LT	light tone	+\$0
LU	soft white	+\$0
WN	warm grey neutral	+\$0

Co/Struc® Storage

# Locker on Wheel Base, with Tambour Door

C0564



## Product Information

### Description

This enclosed, mobile storage unit holds interchangeable components to store and transport materials. The locker has 20 drawer slots in 3" increments and a counterweighted base with 5" diameter casters (2 swivel and 2 swivel with brake). The tambour door slides vertically for access to locker materials. The locker does not include a handle; it is pushed or pulled by grasping the sides. It cannot be linked for multiple towing and cannot be transported in a truck.

The locker has the following lock options: no lock, keyed lock, or keyless lock. The keyless lock mounts on the right-hand side and front of the locker. It includes a back-up keyed lock. The keyless lock is shipped with the battery.

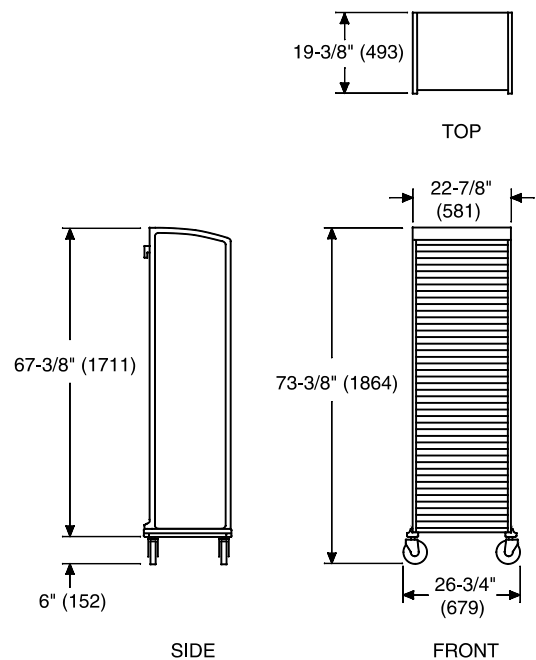
### Notes

Order internal storage components separately:

- A-, B-, or C-size drawers (C0207, C0208, or C0209)
- C tray/shelf (C0203)
- C wire shelf (C0252)
- Cassette assembly (C0565)
- Pullout catheter rack (C0469.)

For general information on locks, see Keyed-Alike Information in Appendices.

## Dimensions



# Locker on Wheel Base, with Tambour Door *continued*

Co/Struc® Storage

Specification Information		
Step 1.		
<b>CO564</b>		
Step 2. Lock		
<b>FF</b>	no lock	
<b>FL</b>	keyed lock, keyed differently	
<b>KA</b>	keyed lock, keyed alike	
<b>EL</b>	keyless lock, keyed differently	
<b>EK</b>	keyless lock, keyed alike	
Prices for Steps 1-2.		
<b>CO564 FF</b>		\$3189
<b>FL</b>		\$3444
<b>KA</b>		\$3346
<b>EL</b>		\$4584
<b>EK</b>		\$4584
Step 3. Locker Finish		
<b>HF</b>	inner tone light	+\$0
<b>LT</b>	light tone	+\$0
<b>LU</b>	soft white	+\$0
<b>WN</b>	warm grey neutral	+\$0
Step 4. Door Finish		
<b>3B</b>	beachglass	+\$0
<b>HF</b>	inner tone light	+\$0
<b>LT</b>	light tone	+\$0
<b>LU</b>	soft white	+\$0
<b>TR</b>	clear	+\$0
<b>WN</b>	warm grey neutral	+\$0
Step 5. Key Number		
<i>For keyed lock, keyed alike (KA) or keyless lock, keyed alike (EK)</i>		
<b>01</b>	key number 01	+\$0
<b>02</b>	key number 02	+\$0
<b>03</b>	key number 03	+\$0
<b>04</b>	key number 04	+\$0
<b>05</b>	key number 05	+\$0
<b>06</b>	key number 06	+\$0
<b>07</b>	key number 07	+\$0
<b>08</b>	key number 08	+\$0
<b>09</b>	key number 09	+\$0
<b>10</b>	key number 10	+\$0
<b>11</b>	key number 11	+\$0
<b>12</b>	key number 12	+\$0
<b>13</b>	key number 13	+\$0

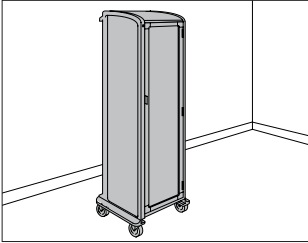
<b>14</b>	key number 14	+\$0
<b>15</b>	key number 15	+\$0
<b>16</b>	key number 16	+\$0
<b>17</b>	key number 17	+\$0
<b>18</b>	key number 18	+\$0
<b>19</b>	key number 19	+\$0
<b>20</b>	key number 20	+\$0
<b>21</b>	key number 21	+\$0
<b>22</b>	key number 22	+\$0
<b>23</b>	key number 23	+\$0
<b>24</b>	key number 24	+\$0
<b>25</b>	key number 25	+\$0
<b>26</b>	key number 26	+\$0
<b>27</b>	key number 27	+\$0
<b>28</b>	key number 28	+\$0
<b>29</b>	key number 29	+\$0
<b>30</b>	key number 30	+\$0
<b>31</b>	key number 31	+\$0
<b>32</b>	key number 32	+\$0
<b>33</b>	key number 33	+\$0
<b>34</b>	key number 34	+\$0
<b>35</b>	key number 35	+\$0
<b>36</b>	key number 36	+\$0
<b>37</b>	key number 37	+\$0
<b>38</b>	key number 38	+\$0
<b>39</b>	key number 39	+\$0
<b>40</b>	key number 40	+\$0
<b>41</b>	key number 41	+\$0
<b>42</b>	key number 42	+\$0
<b>43</b>	key number 43	+\$0
<b>44</b>	key number 44	+\$0
<b>45</b>	key number 45	+\$0
<b>46</b>	key number 46	+\$0
<b>47</b>	key number 47	+\$0
<b>48</b>	key number 48	+\$0
<b>49</b>	key number 49	+\$0
<b>50</b>	key number 50	+\$0
<b>51</b>	key number 51	+\$0
<b>52</b>	key number 52	+\$0
<b>53</b>	key number 53	+\$0
<b>54</b>	key number 54	+\$0
<b>55</b>	key number 55	+\$0
<b>56</b>	key number 56	+\$0
<b>57</b>	key number 57	+\$0
<b>58</b>	key number 58	+\$0
<b>59</b>	key number 59	+\$0
<b>60</b>	key number 60	+\$0

# Locker on Wheel Base, with Tambour Door *continued*

<b>61</b>	key number 61	+\$0
<b>62</b>	key number 62	+\$0
<b>63</b>	key number 63	+\$0
<b>64</b>	key number 64	+\$0
<b>65</b>	key number 65	+\$0
<b>66</b>	key number 66	+\$0
<b>67</b>	key number 67	+\$0
<b>68</b>	key number 68	+\$0
<b>69</b>	key number 69	+\$0
<b>70</b>	key number 70	+\$0
<b>71</b>	key number 71	+\$0
<b>72</b>	key number 72	+\$0
<b>73</b>	key number 73	+\$0
<b>74</b>	key number 74	+\$0
<b>75</b>	key number 75	+\$0
<b>76</b>	key number 76	+\$0
<b>77</b>	key number 77	+\$0
<b>78</b>	key number 78	+\$0
<b>79</b>	key number 79	+\$0
<b>80</b>	key number 80	+\$0
<b>81</b>	key number 81	+\$0
<b>82</b>	key number 82	+\$0
<b>83</b>	key number 83	+\$0
<b>84</b>	key number 84	+\$0
<b>85</b>	key number 85	+\$0
<b>86</b>	key number 86	+\$0
<b>87</b>	key number 87	+\$0
<b>88</b>	key number 88	+\$0
<b>89</b>	key number 89	+\$0
<b>90</b>	key number 90	+\$0
<b>91</b>	key number 91	+\$0
<b>92</b>	key number 92	+\$0
<b>93</b>	key number 93	+\$0
<b>94</b>	key number 94	+\$0
<b>95</b>	key number 95	+\$0
<b>96</b>	key number 96	+\$0
<b>97</b>	key number 97	+\$0
<b>98</b>	key number 98	+\$0
<b>99</b>	key number 99	+\$0

Locker on Wheel Base, with Hinged Door

C0574



Product Information

Description

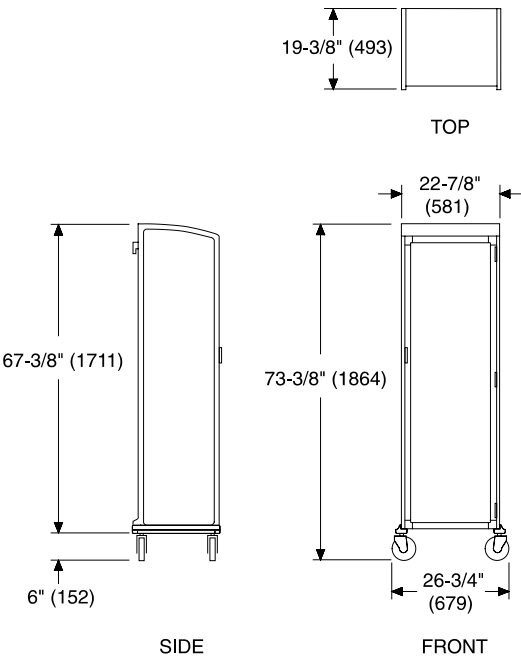
This enclosed, mobile storage unit holds interchangeable components to store and transport materials. The locker has 20 drawer slots in 3" increments and a counterweighted base with 5"-diameter casters (2 swivel and 2 swivel with brake). The door is hinged at the right and swings open for access to locker materials. The locker does not include a handle; it is pushed or pulled by grasping the sides. It cannot be linked for multiple towing and cannot be transported in a truck. Available with no lock, keyed lock, keyless lock, or RFID lock.

Notes

- Door frame color matches locker color.
- Order internal storage components separately:
- A-, B-, or C-size drawers (C0207, C0208, or C0209)
  - C tray/shelf (C0203)
  - C wire shelf (C0252)
  - Cassette assembly (C0565)
  - Pullout catheter rack (C0469.)

For general information on locks, see Keyed-Alike Information in Appendices.

Dimensions



# Locker on Wheel Base, with Hinged Door *continued*

## Specification Information

### Step 1.

**CO574**

### Step 2. Lock

<b>FF</b>	no lock
<b>FL</b>	keyed lock, keyed differently
<b>KA</b>	keyed lock, keyed alike
<b>KP</b>	keyless lock
<b>RF</b>	RFID lock

### Prices for Steps 1-2.

<b>CO574 FF</b>	\$4037
<b>FL</b>	\$4267
<b>KA</b>	\$4267
<b>KP</b>	\$4764
<b>RF</b>	\$5619

### Step 3. Locker Finish

<b>HF</b>	inner tone light	+\$0
<b>LT</b>	light tone	+\$0
<b>LU</b>	soft white	+\$0
<b>WN</b>	warm grey neutral	+\$0

### Step 4. Door Finish

<b>HF</b>	inner tone light	+\$0
<b>LT</b>	light tone	+\$0
<b>LU</b>	soft white	+\$0
<b>TR</b>	clear	+\$0
<b>WN</b>	warm grey neutral	+\$0

### Step 5. Key Number

*For keyed lock, keyed alike (KA)*

<b>01</b>	key number 01	+\$0
<b>02</b>	key number 02	+\$0
<b>03</b>	key number 03	+\$0
<b>04</b>	key number 04	+\$0
<b>05</b>	key number 05	+\$0
<b>06</b>	key number 06	+\$0
<b>07</b>	key number 07	+\$0
<b>08</b>	key number 08	+\$0
<b>09</b>	key number 09	+\$0
<b>10</b>	key number 10	+\$0
<b>11</b>	key number 11	+\$0
<b>12</b>	key number 12	+\$0
<b>13</b>	key number 13	+\$0
<b>14</b>	key number 14	+\$0

<b>15</b>	key number 15	+\$0
<b>16</b>	key number 16	+\$0
<b>17</b>	key number 17	+\$0
<b>18</b>	key number 18	+\$0
<b>19</b>	key number 19	+\$0
<b>20</b>	key number 20	+\$0
<b>21</b>	key number 21	+\$0
<b>22</b>	key number 22	+\$0
<b>23</b>	key number 23	+\$0
<b>24</b>	key number 24	+\$0
<b>25</b>	key number 25	+\$0
<b>26</b>	key number 26	+\$0
<b>27</b>	key number 27	+\$0
<b>28</b>	key number 28	+\$0
<b>29</b>	key number 29	+\$0
<b>30</b>	key number 30	+\$0
<b>31</b>	key number 31	+\$0
<b>32</b>	key number 32	+\$0
<b>33</b>	key number 33	+\$0
<b>34</b>	key number 34	+\$0
<b>35</b>	key number 35	+\$0
<b>36</b>	key number 36	+\$0
<b>37</b>	key number 37	+\$0
<b>38</b>	key number 38	+\$0
<b>39</b>	key number 39	+\$0
<b>40</b>	key number 40	+\$0
<b>41</b>	key number 41	+\$0
<b>42</b>	key number 42	+\$0
<b>43</b>	key number 43	+\$0
<b>44</b>	key number 44	+\$0
<b>45</b>	key number 45	+\$0
<b>46</b>	key number 46	+\$0
<b>47</b>	key number 47	+\$0
<b>48</b>	key number 48	+\$0
<b>49</b>	key number 49	+\$0
<b>50</b>	key number 50	+\$0
<b>51</b>	key number 51	+\$0
<b>52</b>	key number 52	+\$0
<b>53</b>	key number 53	+\$0
<b>54</b>	key number 54	+\$0
<b>55</b>	key number 55	+\$0
<b>56</b>	key number 56	+\$0
<b>57</b>	key number 57	+\$0
<b>58</b>	key number 58	+\$0
<b>59</b>	key number 59	+\$0
<b>60</b>	key number 60	+\$0
<b>61</b>	key number 61	+\$0

Co/Struc® Storage

Locker on Wheel Base, with  
Hinged Door *continued*

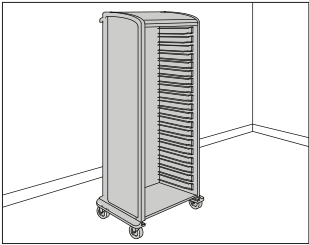
Co/Struc® Storage

62	key number 62	+\$0
63	key number 63	+\$0
64	key number 64	+\$0
65	key number 65	+\$0
66	key number 66	+\$0
67	key number 67	+\$0
68	key number 68	+\$0
69	key number 69	+\$0
70	key number 70	+\$0
71	key number 71	+\$0
72	key number 72	+\$0
73	key number 73	+\$0
74	key number 74	+\$0
75	key number 75	+\$0
76	key number 76	+\$0
77	key number 77	+\$0
78	key number 78	+\$0
79	key number 79	+\$0
80	key number 80	+\$0
81	key number 81	+\$0
82	key number 82	+\$0
83	key number 83	+\$0
84	key number 84	+\$0
85	key number 85	+\$0
86	key number 86	+\$0
87	key number 87	+\$0
88	key number 88	+\$0
89	key number 89	+\$0
90	key number 90	+\$0
91	key number 91	+\$0
92	key number 92	+\$0
93	key number 93	+\$0
94	key number 94	+\$0
95	key number 95	+\$0
96	key number 96	+\$0
97	key number 97	+\$0
98	key number 98	+\$0
99	key number 99	+\$0



Locker on Wheel Base

C0563



Product Information

Description

This mobile storage unit holds interchangeable components to store and transport materials. The locker has 20 drawer slots in 3" increments and a counterweighted base with 5"-diameter casters (2 swivel and 2 swivel with brake). The locker does not include a handle; it is pushed or pulled by grasping the sides. It cannot be linked for multiple towing and cannot be transported in a truck.

Notes

Order internal storage components separately:

- A-, B-, or C-size drawers (C0207, C0208, or C0209)
- C tray/shelf (C0203)
- C wire shelf (C0252)
- Cassette assembly (C0565)
- Pullout catheter rack (C0469.)

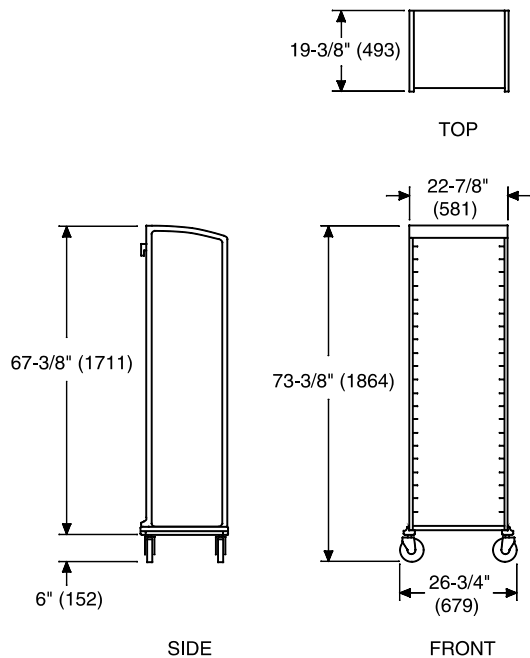
Order chest tube rack (C0466) separately.

Order optional locker tambour door (C0219) and locker lock kit (C0277) separately.

Dimensions

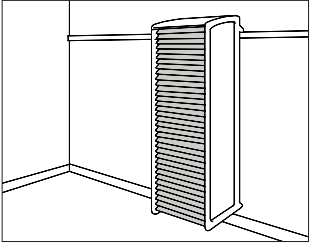
Specification Information		
Step 1.		
C0563FF		\$3153
Step 2. Surface Finish		
HF	inner tone light	+\$0
LT	light tone	+\$0
LU	soft white	+\$0
WN	warm grey neutral	+\$0

Co/Struc® Storage



Locker Tambour Door

C0219



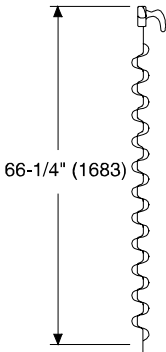
Product Information

Description

This vertical door provides closure on a locker. It opens by sliding into the locker bottom.


Dimensions

Co/Struc® Storage



66-1/4" (1683)

SIDE



22-1/8" (562)

FRONT

Specification Information

Step 1.

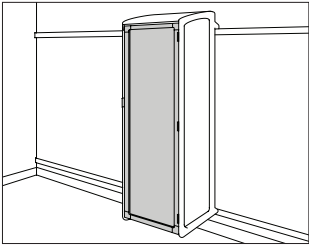
<b>C0219FF</b>	\$346
----------------	-------

Step 2. Surface Finish

<b>3B</b>	beachglass	+\$0
<b>HF</b>	inner tone light	+\$0
<b>LT</b>	light tone	+\$0
<b>LU</b>	soft white	+\$0
<b>TR</b>	clear	+\$0
<b>WN</b>	warm grey neutral	+\$0

Locker Hinged Door

C0290



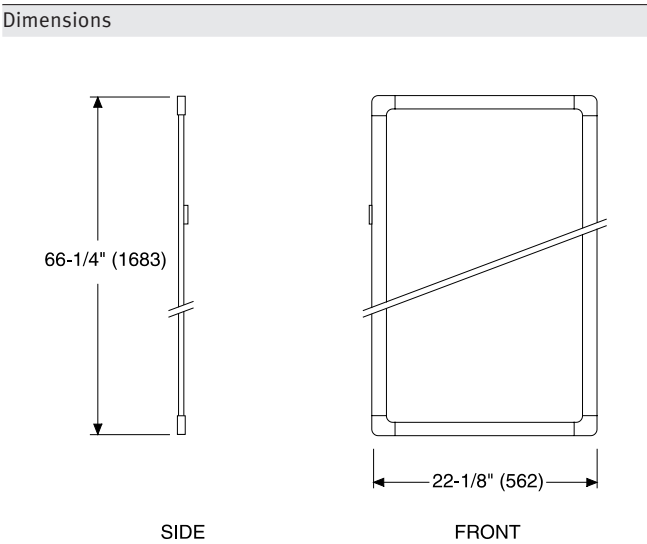
**Product Information**

**Description**

This door provides closure on a locker. It is hinged at the right.

Attachment hardware included.

Available with no lock, keyed lock, keyless lock or RFID lock.



**Specification Information**

Step 1.

**C0290**

Step 2. Lock

<b>FF</b>	no lock
<b>FL</b>	keyed lock, keyed differently
<b>KA</b>	keyed lock, keyed alike
<b>KP</b>	keyless lock
<b>RF</b>	RFID lock

Prices for Steps 1-2.

<b>C0290 FF</b>	\$936
<b>FL</b>	\$1173
<b>KA</b>	\$1173
<b>KP</b>	\$1672
<b>RF</b>	\$2618

Step 3. Door Finish

<b>HF</b>	inner tone light	+\$0
<b>LT</b>	light tone	+\$0
<b>LU</b>	soft white	+\$0
<b>WN</b>	warm grey neutral	+\$0

Step 4. Insert Finish

<b>HF</b>	inner tone light	+\$0
<b>LT</b>	light tone	+\$0
<b>LU</b>	soft white	+\$0
<b>TR</b>	clear	+\$0
<b>WN</b>	warm grey neutral	+\$0

Step 5. Key Number

*For keyed lock, keyed alike (KA)*

<b>01</b>	key number 01	+\$0
<b>02</b>	key number 02	+\$0
<b>03</b>	key number 03	+\$0
<b>04</b>	key number 04	+\$0
<b>05</b>	key number 05	+\$0
<b>06</b>	key number 06	+\$0
<b>07</b>	key number 07	+\$0
<b>08</b>	key number 08	+\$0
<b>09</b>	key number 09	+\$0
<b>10</b>	key number 10	+\$0
<b>11</b>	key number 11	+\$0
<b>12</b>	key number 12	+\$0
<b>13</b>	key number 13	+\$0
<b>14</b>	key number 14	+\$0

Co/Struc® Storage

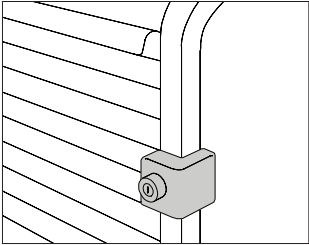
# Locker Hinged Door *continued*

Co/Struc® Storage

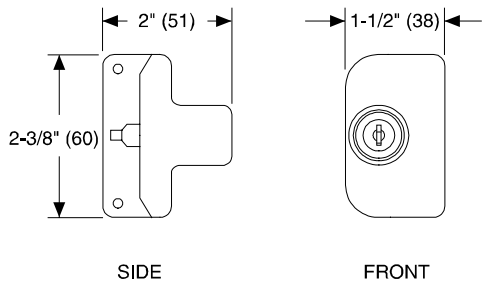
15	key number 15	+\$0	62	key number 62	+\$0
16	key number 16	+\$0	63	key number 63	+\$0
17	key number 17	+\$0	64	key number 64	+\$0
18	key number 18	+\$0	65	key number 65	+\$0
19	key number 19	+\$0	66	key number 66	+\$0
20	key number 20	+\$0	67	key number 67	+\$0
21	key number 21	+\$0	68	key number 68	+\$0
22	key number 22	+\$0	69	key number 69	+\$0
23	key number 23	+\$0	70	key number 70	+\$0
24	key number 24	+\$0	71	key number 71	+\$0
25	key number 25	+\$0	72	key number 72	+\$0
26	key number 26	+\$0	73	key number 73	+\$0
27	key number 27	+\$0	74	key number 74	+\$0
28	key number 28	+\$0	75	key number 75	+\$0
29	key number 29	+\$0	76	key number 76	+\$0
30	key number 30	+\$0	77	key number 77	+\$0
31	key number 31	+\$0	78	key number 78	+\$0
32	key number 32	+\$0	79	key number 79	+\$0
33	key number 33	+\$0	80	key number 80	+\$0
34	key number 34	+\$0	81	key number 81	+\$0
35	key number 35	+\$0	82	key number 82	+\$0
36	key number 36	+\$0	83	key number 83	+\$0
37	key number 37	+\$0	84	key number 84	+\$0
38	key number 38	+\$0	85	key number 85	+\$0
39	key number 39	+\$0	86	key number 86	+\$0
40	key number 40	+\$0	87	key number 87	+\$0
41	key number 41	+\$0	88	key number 88	+\$0
42	key number 42	+\$0	89	key number 89	+\$0
43	key number 43	+\$0	90	key number 90	+\$0
44	key number 44	+\$0	91	key number 91	+\$0
45	key number 45	+\$0	92	key number 92	+\$0
46	key number 46	+\$0	93	key number 93	+\$0
47	key number 47	+\$0	94	key number 94	+\$0
48	key number 48	+\$0	95	key number 95	+\$0
49	key number 49	+\$0	96	key number 96	+\$0
50	key number 50	+\$0	97	key number 97	+\$0
51	key number 51	+\$0	98	key number 98	+\$0
52	key number 52	+\$0	99	key number 99	+\$0
53	key number 53	+\$0			
54	key number 54	+\$0			
55	key number 55	+\$0			
56	key number 56	+\$0			
57	key number 57	+\$0			
58	key number 58	+\$0			
59	key number 59	+\$0			
60	key number 60	+\$0			
61	key number 61	+\$0			

Locker Lock Kit

C0277



Product Information
Description
This kit includes a lock and converts a locker with tambour door to a lockable storage unit.
Notes
For general information on locks, see Keyed-Alike Information in Appendices.
Kit must be field installed.
Dimensions



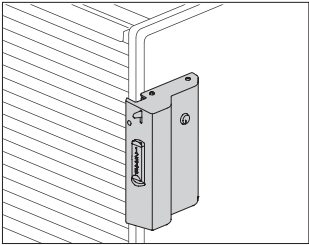
Specification Information
Step 1.
C0277
Step 2. Lock
FF keyed differently
KA keyed alike
Prices for Steps 1-2.
C0277 FF \$227
KA \$227
Step 3. Surface Finish
HF inner tone light +\$0
LT light tone +\$0
LU soft white +\$0
WN warm grey neutral +\$0
Step 4. Key Number
For keyed alike (KA)
01 key number 01 +\$0
02 key number 02 +\$0
03 key number 03 +\$0
04 key number 04 +\$0
05 key number 05 +\$0
06 key number 06 +\$0
07 key number 07 +\$0
08 key number 08 +\$0
09 key number 09 +\$0
10 key number 10 +\$0
11 key number 11 +\$0
12 key number 12 +\$0
13 key number 13 +\$0
14 key number 14 +\$0
15 key number 15 +\$0
16 key number 16 +\$0
17 key number 17 +\$0
18 key number 18 +\$0
19 key number 19 +\$0
20 key number 20 +\$0
21 key number 21 +\$0
22 key number 22 +\$0
23 key number 23 +\$0
24 key number 24 +\$0
25 key number 25 +\$0
26 key number 26 +\$0
27 key number 27 +\$0

Co/Struc® Storage

# Locker Lock Kit *continued*

Co/Struc® Storage

28	key number 28	+\$0	75	key number 75	+\$0
29	key number 29	+\$0	76	key number 76	+\$0
30	key number 30	+\$0	77	key number 77	+\$0
31	key number 31	+\$0	78	key number 78	+\$0
32	key number 32	+\$0	79	key number 79	+\$0
33	key number 33	+\$0	80	key number 80	+\$0
34	key number 34	+\$0	81	key number 81	+\$0
35	key number 35	+\$0	82	key number 82	+\$0
36	key number 36	+\$0	83	key number 83	+\$0
37	key number 37	+\$0	84	key number 84	+\$0
38	key number 38	+\$0	85	key number 85	+\$0
39	key number 39	+\$0	86	key number 86	+\$0
40	key number 40	+\$0	87	key number 87	+\$0
41	key number 41	+\$0	88	key number 88	+\$0
42	key number 42	+\$0	89	key number 89	+\$0
43	key number 43	+\$0	90	key number 90	+\$0
44	key number 44	+\$0	91	key number 91	+\$0
45	key number 45	+\$0	92	key number 92	+\$0
46	key number 46	+\$0	93	key number 93	+\$0
47	key number 47	+\$0	94	key number 94	+\$0
48	key number 48	+\$0	95	key number 95	+\$0
49	key number 49	+\$0	96	key number 96	+\$0
50	key number 50	+\$0	97	key number 97	+\$0
51	key number 51	+\$0	98	key number 98	+\$0
52	key number 52	+\$0	99	key number 99	+\$0
53	key number 53	+\$0			
54	key number 54	+\$0			
55	key number 55	+\$0			
56	key number 56	+\$0			
57	key number 57	+\$0			
58	key number 58	+\$0			
59	key number 59	+\$0			
60	key number 60	+\$0			
61	key number 61	+\$0			
62	key number 62	+\$0			
63	key number 63	+\$0			
64	key number 64	+\$0			
65	key number 65	+\$0			
66	key number 66	+\$0			
67	key number 67	+\$0			
68	key number 68	+\$0			
69	key number 69	+\$0			
70	key number 70	+\$0			
71	key number 71	+\$0			
72	key number 72	+\$0			
73	key number 73	+\$0			
74	key number 74	+\$0			

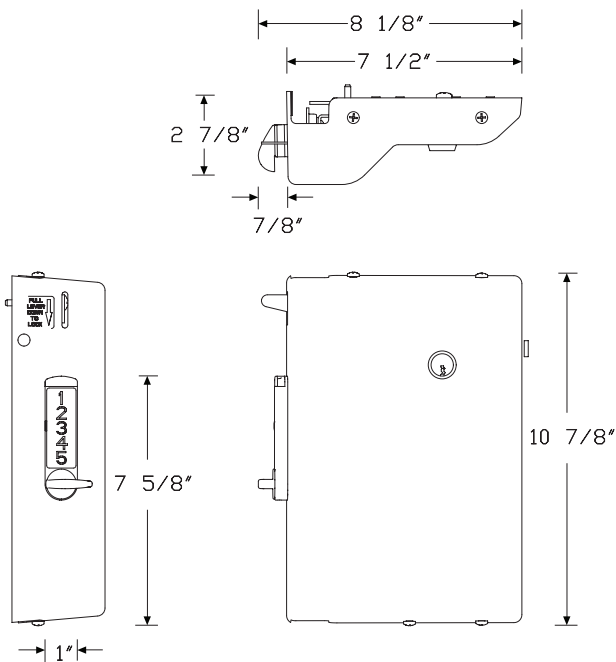


Product Information

**Description**  
This keyless lock converts a locker with tambour door to a lockable storage unit. The keyless lock mounts on the right-hand side and front of the locker. It includes a back-up keyed lock. The keyless lock is shipped with the battery.

**Notes**  
For general information on locks, see Keyed-Alike Information in Appendices.  
Kit must be field installed.

Dimensions



Specification Information

**Step 1.**  
**C0279E**

**Step 2. Lock**  
**K** keyless lock, keyed alike  
**L** keyless lock, keyed differently

**Prices for Steps 1-2.**  
**C0279E K** \$1494  
**L** \$1494

**Step 3. Surface Finish**  
**HF** inner tone light +\$0  
**LT** light tone +\$0  
**LU** soft white +\$0  
**WN** warm grey neutral +\$0

**Step 4. Key Number**  
*For keyless lock, keyed alike (K)*  
**00** key number 00 +\$0  
**01** key number 01 +\$0  
**02** key number 02 +\$0  
**03** key number 03 +\$0  
**04** key number 04 +\$0  
**05** key number 05 +\$0  
**06** key number 06 +\$0  
**07** key number 07 +\$0  
**08** key number 08 +\$0  
**09** key number 09 +\$0  
**10** key number 10 +\$0  
**11** key number 11 +\$0  
**12** key number 12 +\$0  
**13** key number 13 +\$0  
**14** key number 14 +\$0  
**15** key number 15 +\$0  
**16** key number 16 +\$0  
**17** key number 17 +\$0  
**18** key number 18 +\$0  
**19** key number 19 +\$0  
**20** key number 20 +\$0  
**21** key number 21 +\$0  
**22** key number 22 +\$0  
**23** key number 23 +\$0  
**24** key number 24 +\$0  
**25** key number 25 +\$0  
**26** key number 26 +\$0

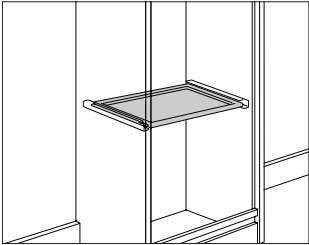
Co/Struc® Storage

# Locker Lock Kit, Keyless *continued*

Co/Struc® Storage

27	key number 27	+\$0	74	key number 74	+\$0
28	key number 28	+\$0	75	key number 75	+\$0
29	key number 29	+\$0	76	key number 76	+\$0
30	key number 30	+\$0	77	key number 77	+\$0
31	key number 31	+\$0	78	key number 78	+\$0
32	key number 32	+\$0	79	key number 79	+\$0
33	key number 33	+\$0	80	key number 80	+\$0
34	key number 34	+\$0	81	key number 81	+\$0
35	key number 35	+\$0	82	key number 82	+\$0
36	key number 36	+\$0	83	key number 83	+\$0
37	key number 37	+\$0	84	key number 84	+\$0
38	key number 38	+\$0	85	key number 85	+\$0
39	key number 39	+\$0	86	key number 86	+\$0
40	key number 40	+\$0	87	key number 87	+\$0
41	key number 41	+\$0	88	key number 88	+\$0
42	key number 42	+\$0	89	key number 89	+\$0
43	key number 43	+\$0	90	key number 90	+\$0
44	key number 44	+\$0	91	key number 91	+\$0
45	key number 45	+\$0	92	key number 92	+\$0
46	key number 46	+\$0	93	key number 93	+\$0
47	key number 47	+\$0	94	key number 94	+\$0
48	key number 48	+\$0	95	key number 95	+\$0
49	key number 49	+\$0	96	key number 96	+\$0
50	key number 50	+\$0	97	key number 97	+\$0
51	key number 51	+\$0	98	key number 98	+\$0
52	key number 52	+\$0	99	key number 99	+\$0
53	key number 53	+\$0			
54	key number 54	+\$0			
55	key number 55	+\$0			
56	key number 56	+\$0			
57	key number 57	+\$0			
58	key number 58	+\$0			
59	key number 59	+\$0			
60	key number 60	+\$0			
61	key number 61	+\$0			
62	key number 62	+\$0			
63	key number 63	+\$0			
64	key number 64	+\$0			
65	key number 65	+\$0			
66	key number 66	+\$0			
67	key number 67	+\$0			
68	key number 68	+\$0			
69	key number 69	+\$0			
70	key number 70	+\$0			
71	key number 71	+\$0			
72	key number 72	+\$0			
73	key number 73	+\$0			

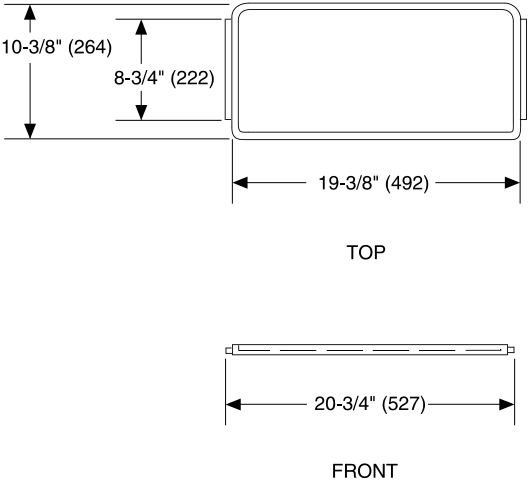


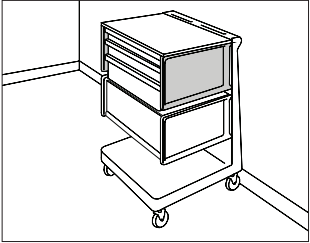


Product Information
Description
This component provides storage in an endoscopy/catheter cabinet. It has 2 usable surfaces: 1 surface has raised edges to prevent items from rolling off; the reverse surface is flat for applications where raised edges would interfere with material storage.
Notes
Tray/shelf surface with raised edges can be configured with subcontainers; order subcontainers separately.
Dimensions

Specification Information		
Step 1.		
CO204FF		\$112
Step 2. Surface Finish		
HF	inner tone light	+\$0
LT	light tone	+\$0
LU	soft white	+\$0
WN	warm grey neutral	+\$0

Co/Struc® Storage





Co/Struc® Storage

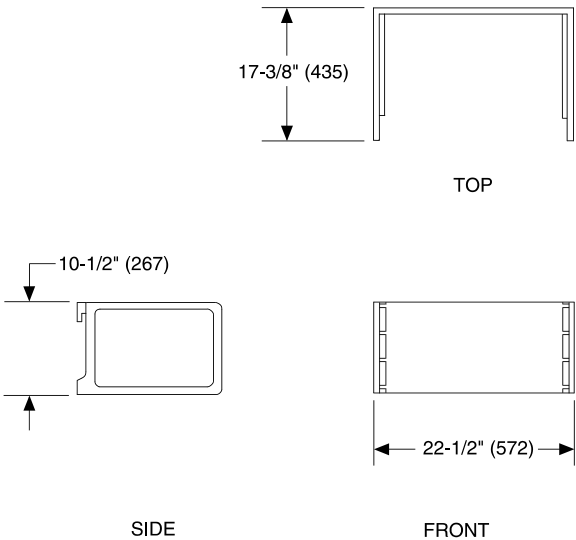
Product Information

**Description**  
This frame hangs on a standard rail or adapter rail, or it is supported by an L cart, process table, counter top, or heavy-duty storage work surface. It has 4 slots at 3" intervals to enclose and support storage components and accessories. The C frame cannot mount under a 24"-wide work surface and it is not recommended for overhead storage.

Notes

- Order support components separately:
- Adapter rail (C1610.)
  - Counter top (C0555, or C0556)
  - L cart (C0212)
  - Process table (C4115., C4215., or C4313.)
  - Lab work table (C461G., C462G., or C462C.)
  - Standard rail (C0282)
  - Work table (C4312.)
  - Workstation (C4310. or C4311.)
- Order storage components separately:
- C tray/shelf (C0203)
  - Drawer (C0207, C0208, or C0209)

Dimensions

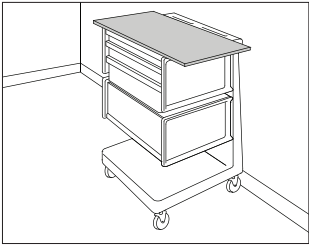


Specification Information

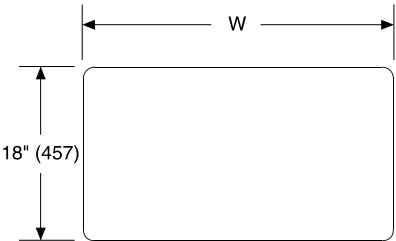
Step 1.		
<b>C0205FF</b>		\$299
Step 2. Surface Finish		
<b>HF</b>	inner tone light	+\$0
<b>LT</b>	light tone	+\$0
<b>LU</b>	soft white	+\$0
<b>WN</b>	warm grey neutral	+\$0

Counter Top

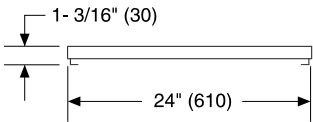
C0555  
C0556



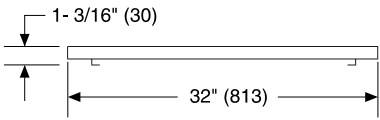
Product Information
Description
This surface mounts on a C frame to provide a work surface or storage surface. It includes a gripper package for attaching the top to a C frame.
The single or extended counter top fits on 1 C frame. The extended counter top extends 4" past each C frame side.
Notes
Order C frame (C0205) separately.
Dimensions



TOP



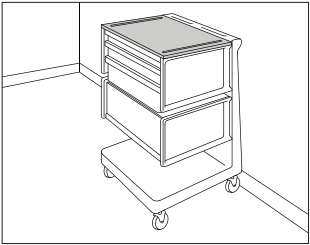
SINGLE  
FRONT



EXTENDED  
FRONT

Specification Information
Step 1.
C0
Step 2. Configuration/Width
555FF single
556FF extended
Prices for Steps 1-2.
C0555FF
C0556FF
Step 3. Surface Finish
HF inner tone light
LT light tone
LU soft white
WN warm grey neutral

Co/Struc® Storage



Product Information

**Description**  
This lid provides a top for a C frame. It has raised side edges to keep items from sliding off.

**Notes**  
Use lid when storing L cart below 38"-high process table or cantilevered work surface; existing drawer bearers must be removed.

Dimensions

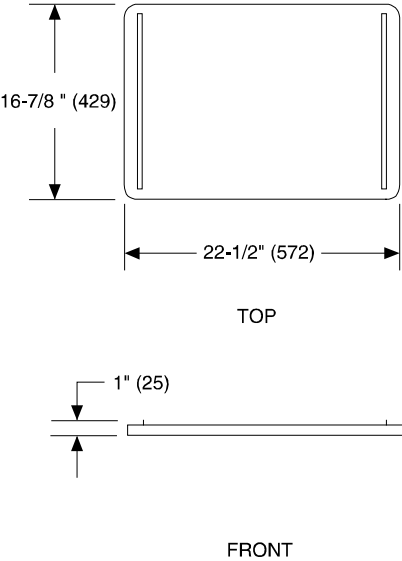
Specification Information

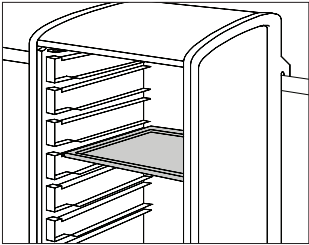
**Step 1.**  
**C0201FF** \$209

Step 2. Surface Finish

<b>HF</b>	inner tone light	+\$0
<b>LT</b>	light tone	+\$0
<b>LU</b>	soft white	+\$0
<b>WN</b>	warm grey neutral	+\$0

Co/Struc® Storage





Product Information

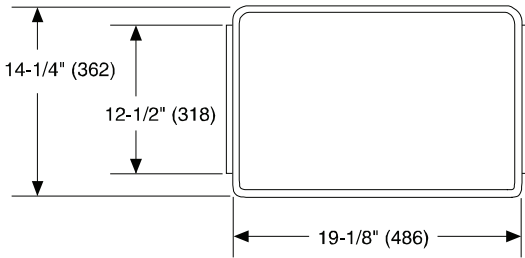
**Description**  
This component provides storage within a C frame, locker, or interior cabinet adapter. It is designed with 2 usable surfaces: 1 surface has raised edges to prevent items from rolling off; the reverse surface is flat for applications where raised edges would interfere with material storage.

**Notes**  
Order support component separately:

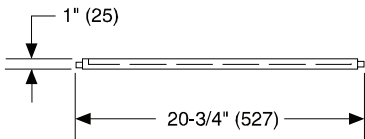
- C frame (CO205)
- Interior cabinet adapter (CG591.)
- Locker or locker on wheel base (C0561, C0562, C0563, or C0564)

Tray/shelf surface with raised edges can be configured with subcontainers or subdivider vane. Order subdivider vane (CO242) or subcontainers separately.

Dimensions



TOP



FRONT

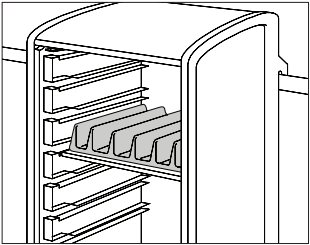
Specification Information

**Step 1.**  
**CO203FF** \$141

**Step 2. Surface Finish**

<b>HF</b>	inner tone light	+\$0
<b>LT</b>	light tone	+\$0
<b>LU</b>	soft white	+\$0
<b>WN</b>	warm grey neutral	+\$0

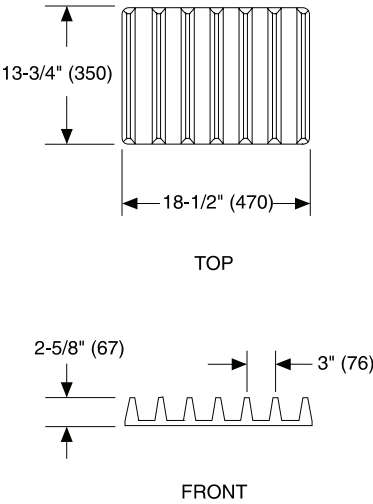
Co/Struc® Storage



Product Information
Description
This component organizes IV bags, forms, tape rolls, and other small items within a drawer or C tray/shelf.
Dimensions

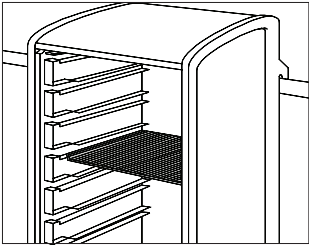
Specification Information
Step 1.
C0242FF\$69
Step 2. Surface Finish
LUsoft white+\$0

Co/Struc® Storage



C Wire Shelf

C0252



**Product Information**

Description

This wire shelf fits into the slots of a C frame, locker, or interior cabinet adapter and stores items requiring air circulation. It cannot be used with a subdivider vane or subdivider.

Notes

Order support component separately:

- C frame (C0205)
- Interior cabinet adapter (CG591.)
- Locker or locker on wheel base (C0561, C0562, C0563, or C0564)

Dimensions

**Specification Information**

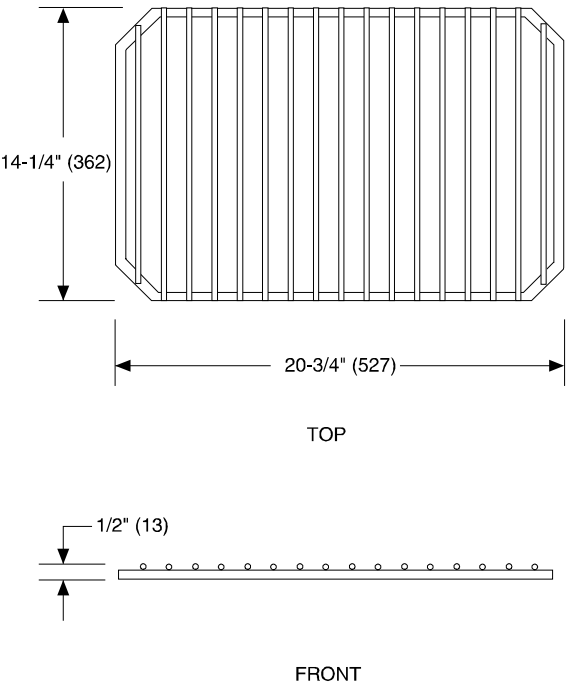
Step 1.

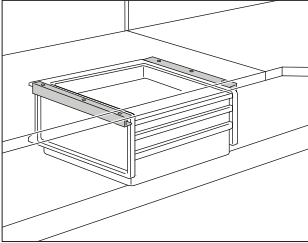
<b>C0252FF</b>	\$181
----------------	-------

Step 2. Surface Finish

<b>LU</b>	soft white	+\$0
-----------	------------	------

Co/Struc® Storage

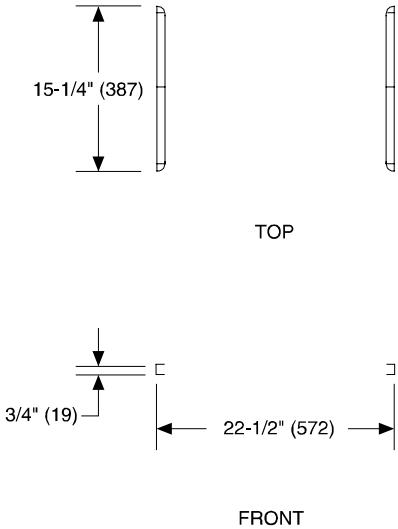




Product Information
Description
This hardware package mounts a C frame under a work surface. 1 gripper package is required to mount each C frame to a work surface. Attachment screws are included.
Notes
C frame cannot mount with grippers under heavy-duty work surface.
Dimensions

Specification Information		
Step 1.		
C0266FF		\$87
Step 2. Surface Finish		
HF	inner tone light	+\$0
LT	light tone	+\$0
LU	soft white	+\$0
WN	warm grey neutral	+\$0

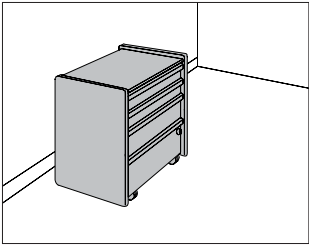
Co/Struc® Storage



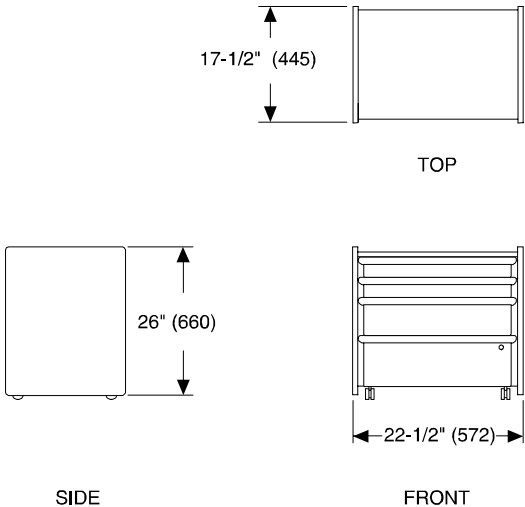


Drawer Caddy with Casters

C0692.  
C0693.



Product Information
Description
This mobile caddy fits below a hanging or freestanding work surface. It has full-width pulls, casters, 2 3"-high drawers, 1 6"-high drawer, and 1 9"-high drawer. The drawers can be removed and reconfigured within the caddy or used in other products that accept 20"-wide plastic drawers.
The 9"-high drawer is available with a lock.
Notes
For caddy without drawers, order drawers separately.
For general information on locks, see Keyed-Alike Information in Appendices.
Ships fully assembled.
Dimensions



Specification Information
Step 1.
C069
Step 2. Configuration
2.20 no drawers
3.20 drawers
Step 3. Lock
For no lock (*), skip this step.
For no drawers (2.20), skip this step.
For drawers (3.20)
L 9"-high drawer keyed differently
K 9"-high drawer keyed alike
Prices for Steps 1-3.
C0692.20 \$1922
C0693.20 \$2521
C0693.20 L \$2661
K \$2661
Step 4. Surface Finish
HF inner tone light +\$0
LT light tone +\$0
LU soft white +\$0
WN warm grey neutral +\$0
Step 5. Drawer Finish
For drawers (3.20)
2B juniper +\$0
3B beachglass +\$0
6F midnight +\$0
DA deep blue +\$0
HF inner tone light +\$0
LT light tone +\$0
LU soft white +\$0
VR vivid red +\$0
WN warm grey neutral +\$0
ZP terra cotta +\$0
Step 6. Key Number
For 9"-high drawer keyed alike (K)
01 key number 01 +\$0
02 key number 02 +\$0

Co/Struc® Storage

# Drawer Caddy with Casters

continued

Co/Struc® Storage

03	key number 03	+\$0	50	key number 50	+\$0
04	key number 04	+\$0	51	key number 51	+\$0
05	key number 05	+\$0	52	key number 52	+\$0
06	key number 06	+\$0	53	key number 53	+\$0
07	key number 07	+\$0	54	key number 54	+\$0
08	key number 08	+\$0	55	key number 55	+\$0
09	key number 09	+\$0	56	key number 56	+\$0
10	key number 10	+\$0	57	key number 57	+\$0
11	key number 11	+\$0	58	key number 58	+\$0
12	key number 12	+\$0	59	key number 59	+\$0
13	key number 13	+\$0	60	key number 60	+\$0
14	key number 14	+\$0	61	key number 61	+\$0
15	key number 15	+\$0	62	key number 62	+\$0
16	key number 16	+\$0	63	key number 63	+\$0
17	key number 17	+\$0	64	key number 64	+\$0
18	key number 18	+\$0	65	key number 65	+\$0
19	key number 19	+\$0	66	key number 66	+\$0
20	key number 20	+\$0	67	key number 67	+\$0
21	key number 21	+\$0	68	key number 68	+\$0
22	key number 22	+\$0	69	key number 69	+\$0
23	key number 23	+\$0	70	key number 70	+\$0
24	key number 24	+\$0	71	key number 71	+\$0
25	key number 25	+\$0	72	key number 72	+\$0
26	key number 26	+\$0	73	key number 73	+\$0
27	key number 27	+\$0	74	key number 74	+\$0
28	key number 28	+\$0	75	key number 75	+\$0
29	key number 29	+\$0	76	key number 76	+\$0
30	key number 30	+\$0	77	key number 77	+\$0
31	key number 31	+\$0	78	key number 78	+\$0
32	key number 32	+\$0	79	key number 79	+\$0
33	key number 33	+\$0	80	key number 80	+\$0
34	key number 34	+\$0	81	key number 81	+\$0
35	key number 35	+\$0	82	key number 82	+\$0
36	key number 36	+\$0	83	key number 83	+\$0
37	key number 37	+\$0	84	key number 84	+\$0
38	key number 38	+\$0	85	key number 85	+\$0
39	key number 39	+\$0	86	key number 86	+\$0
40	key number 40	+\$0	87	key number 87	+\$0
41	key number 41	+\$0	88	key number 88	+\$0
42	key number 42	+\$0	89	key number 89	+\$0
43	key number 43	+\$0	90	key number 90	+\$0
44	key number 44	+\$0	91	key number 91	+\$0
45	key number 45	+\$0	92	key number 92	+\$0
46	key number 46	+\$0	93	key number 93	+\$0
47	key number 47	+\$0	94	key number 94	+\$0
48	key number 48	+\$0	95	key number 95	+\$0
49	key number 49	+\$0	96	key number 96	+\$0

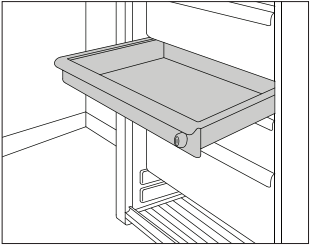
Drawer Caddy with Casters

*continued*

97	key number 97	+\$0
98	key number 98	+\$0
99	key number 99	+\$0

Drawer

C0207  
C0208  
C0209



Product Information

Description

This drawer fits into a locker or C frame and has stops to prevent accidental removal. It can also be mounted under a work surface using drawer bearers, ordered separately. The drawer is available with no lock, keyed lock, keyless lock or RFID lock.

Notes

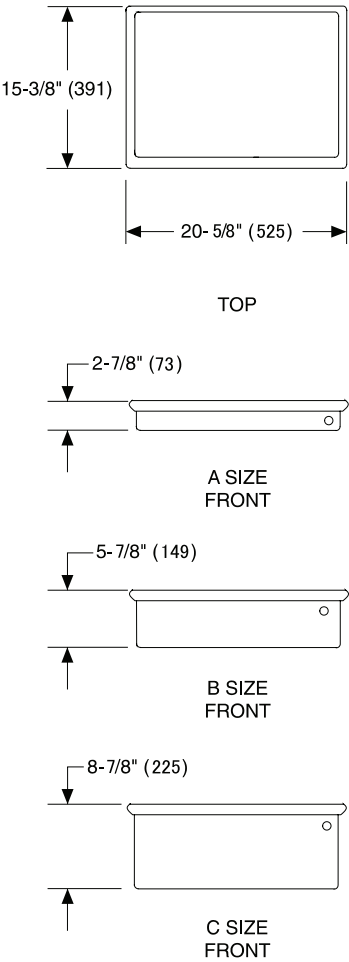
To mount drawer under table or work surface, order drawer bearer package (C0228) or lockable drawer bearer (C0396) separately. Order optional A-size subcontainer (C0231, C0232, C0233, C0234, C0235, or C0369) or B-size subcontainer (C0236, C0238, or C0240) separately.

Drawer with keyless lock (KP) or RFID (RF) option cannot be used in locker with tambour door.

Keyed lock is located on right side; keyless lock and RFID lock are located on left side.

For general information on locks, see Keyed-Alike Information in Appendices.

Dimensions



**Specification Information**

Step 1.

**CO20**

Step 2. Size/Height

- 7** a size
- 8** b size
- 9** c size

Step 3. Lock

- FF** no lock
- FL** keyed differently
- KA** keyed alike
- KP** keyless lock

Prices for Steps 1-3.

<b>CO207 FF</b>	\$129
<b>FL</b>	\$269
<b>KA</b>	\$269
<b>KP</b>	\$862

<b>CO208 FF</b>	\$167
<b>FL</b>	\$305
<b>KA</b>	\$305
<b>KP</b>	\$895

<b>CO209 FF</b>	\$209
<b>FL</b>	\$350
<b>KA</b>	\$350
<b>KP</b>	\$939

Step 4. Surface Finish

<b>2B</b> juniper	+\$0
<b>3B</b> beachglass	+\$0
<b>6F</b> midnight	+\$0
<b>DA</b> deep blue	+\$0
<b>HF</b> inner tone light	+\$0
<b>LT</b> light tone	+\$0
<b>LU</b> soft white	+\$0
<b>VR</b> vivid red	+\$0
<b>WN</b> warm grey neutral	+\$0
<b>YT</b> yellow	+\$0

Step 5. Key Number

*For keyed alike (KA)*

<b>01</b> key number 01	+\$0
<b>02</b> key number 02	+\$0

<b>03</b> key number 03	+\$0
<b>04</b> key number 04	+\$0
<b>05</b> key number 05	+\$0
<b>06</b> key number 06	+\$0
<b>07</b> key number 07	+\$0
<b>08</b> key number 08	+\$0
<b>09</b> key number 09	+\$0
<b>10</b> key number 10	+\$0
<b>11</b> key number 11	+\$0
<b>12</b> key number 12	+\$0
<b>13</b> key number 13	+\$0
<b>14</b> key number 14	+\$0
<b>15</b> key number 15	+\$0
<b>16</b> key number 16	+\$0
<b>17</b> key number 17	+\$0
<b>18</b> key number 18	+\$0
<b>19</b> key number 19	+\$0
<b>20</b> key number 20	+\$0
<b>21</b> key number 21	+\$0
<b>22</b> key number 22	+\$0
<b>23</b> key number 23	+\$0
<b>24</b> key number 24	+\$0
<b>25</b> key number 25	+\$0
<b>26</b> key number 26	+\$0
<b>27</b> key number 27	+\$0
<b>28</b> key number 28	+\$0
<b>29</b> key number 29	+\$0
<b>30</b> key number 30	+\$0
<b>31</b> key number 31	+\$0
<b>32</b> key number 32	+\$0
<b>33</b> key number 33	+\$0
<b>34</b> key number 34	+\$0
<b>35</b> key number 35	+\$0
<b>36</b> key number 36	+\$0
<b>37</b> key number 37	+\$0
<b>38</b> key number 38	+\$0
<b>39</b> key number 39	+\$0
<b>40</b> key number 40	+\$0
<b>41</b> key number 41	+\$0
<b>42</b> key number 42	+\$0
<b>43</b> key number 43	+\$0
<b>44</b> key number 44	+\$0
<b>45</b> key number 45	+\$0
<b>46</b> key number 46	+\$0
<b>47</b> key number 47	+\$0
<b>48</b> key number 48	+\$0
<b>49</b> key number 49	+\$0

# Drawer *continued*

Co/Struc® Storage

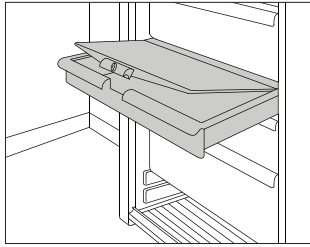
<b>50</b>	key number 50	+\$0	<b>97</b>	key number 97	+\$0
<b>51</b>	key number 51	+\$0	<b>98</b>	key number 98	+\$0
<b>52</b>	key number 52	+\$0	<b>99</b>	key number 99	+\$0
<b>53</b>	key number 53	+\$0			
<b>54</b>	key number 54	+\$0			
<b>55</b>	key number 55	+\$0			
<b>56</b>	key number 56	+\$0			
<b>57</b>	key number 57	+\$0			
<b>58</b>	key number 58	+\$0			
<b>59</b>	key number 59	+\$0			
<b>60</b>	key number 60	+\$0			
<b>61</b>	key number 61	+\$0			
<b>62</b>	key number 62	+\$0			
<b>63</b>	key number 63	+\$0			
<b>64</b>	key number 64	+\$0			
<b>65</b>	key number 65	+\$0			
<b>66</b>	key number 66	+\$0			
<b>67</b>	key number 67	+\$0			
<b>68</b>	key number 68	+\$0			
<b>69</b>	key number 69	+\$0			
<b>70</b>	key number 70	+\$0			
<b>71</b>	key number 71	+\$0			
<b>72</b>	key number 72	+\$0			
<b>73</b>	key number 73	+\$0			
<b>74</b>	key number 74	+\$0			
<b>75</b>	key number 75	+\$0			
<b>76</b>	key number 76	+\$0			
<b>77</b>	key number 77	+\$0			
<b>78</b>	key number 78	+\$0			
<b>79</b>	key number 79	+\$0			
<b>80</b>	key number 80	+\$0			
<b>81</b>	key number 81	+\$0			
<b>82</b>	key number 82	+\$0			
<b>83</b>	key number 83	+\$0			
<b>84</b>	key number 84	+\$0			
<b>85</b>	key number 85	+\$0			
<b>86</b>	key number 86	+\$0			
<b>87</b>	key number 87	+\$0			
<b>88</b>	key number 88	+\$0			
<b>89</b>	key number 89	+\$0			
<b>90</b>	key number 90	+\$0			
<b>91</b>	key number 91	+\$0			
<b>92</b>	key number 92	+\$0			
<b>93</b>	key number 93	+\$0			
<b>94</b>	key number 94	+\$0			
<b>95</b>	key number 95	+\$0			
<b>96</b>	key number 96	+\$0			

## Drawer with Lockable Lid

C0370

C0372

C0374



### Product Information

#### Description

This drawer has a hinged steel lid that can be locked. The lid can open when the drawer is pulled out to a stop position; the lid cannot be removed.

The drawer is 3", 6", or 9" high.

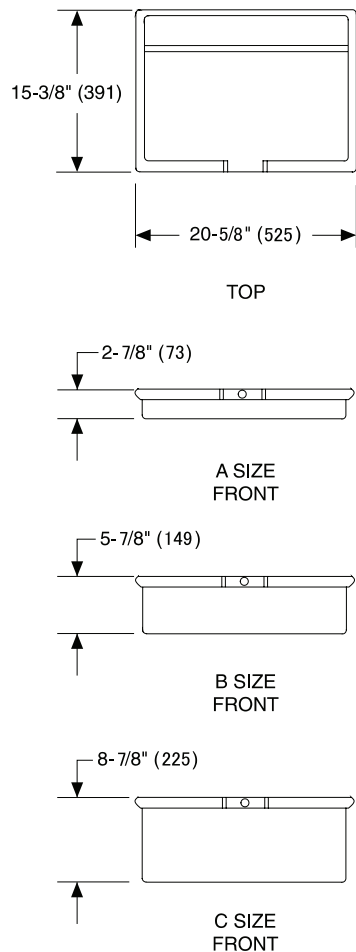
#### Notes

For B-size drawer with lockable lid, order A-size subcontainer only. For

C-size drawer with lockable lid, order A- or B-size subcontainers only.

For general information on locks, see Keyed-Alike Information in Appendices.

#### Dimensions



### Specification Information

#### Step 1.

**C037**

#### Step 2. Size/Height

**0** a size  
**2** b size  
**4** c size

#### Step 3. Lid Lock

**FF** keyed differently  
**KA** keyed alike

#### Prices for Steps 1-3.

<b>C0370 FF</b>	\$458
<b>KA</b>	\$458

<b>C0372 FF</b>	\$493
<b>KA</b>	\$493

<b>C0374 FF</b>	\$541
<b>KA</b>	\$541

#### Step 4. Drawer Finish

<b>2B</b>	juniper	+\$0
<b>3B</b>	beachglass	+\$0
<b>6F</b>	midnight	+\$0
<b>DA</b>	deep blue	+\$0
<b>HF</b>	inner tone light	+\$0
<b>LT</b>	light tone	+\$0
<b>LU</b>	soft white	+\$0
<b>VR</b>	vivid red	+\$0
<b>WN</b>	warm grey neutral	+\$0

#### Step 5. Lid Finish

<b>LU</b>	soft white	+\$0
-----------	------------	------

#### Step 6. Key Number

*For keyed alike (KA)*

<b>01</b>	key number 01	+\$0
<b>02</b>	key number 02	+\$0
<b>03</b>	key number 03	+\$0
<b>04</b>	key number 04	+\$0
<b>05</b>	key number 05	+\$0
<b>06</b>	key number 06	+\$0
<b>07</b>	key number 07	+\$0
<b>08</b>	key number 08	+\$0

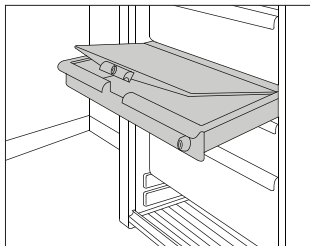
# Drawer with Lockable Lid *continued*

Co/Struc® Storage

09	key number 09	+\$0	56	key number 56	+\$0
10	key number 10	+\$0	57	key number 57	+\$0
11	key number 11	+\$0	58	key number 58	+\$0
12	key number 12	+\$0	59	key number 59	+\$0
13	key number 13	+\$0	60	key number 60	+\$0
14	key number 14	+\$0	61	key number 61	+\$0
15	key number 15	+\$0	62	key number 62	+\$0
16	key number 16	+\$0	63	key number 63	+\$0
17	key number 17	+\$0	64	key number 64	+\$0
18	key number 18	+\$0	65	key number 65	+\$0
19	key number 19	+\$0	66	key number 66	+\$0
20	key number 20	+\$0	67	key number 67	+\$0
21	key number 21	+\$0	68	key number 68	+\$0
22	key number 22	+\$0	69	key number 69	+\$0
23	key number 23	+\$0	70	key number 70	+\$0
24	key number 24	+\$0	71	key number 71	+\$0
25	key number 25	+\$0	72	key number 72	+\$0
26	key number 26	+\$0	73	key number 73	+\$0
27	key number 27	+\$0	74	key number 74	+\$0
28	key number 28	+\$0	75	key number 75	+\$0
29	key number 29	+\$0	76	key number 76	+\$0
30	key number 30	+\$0	77	key number 77	+\$0
31	key number 31	+\$0	78	key number 78	+\$0
32	key number 32	+\$0	79	key number 79	+\$0
33	key number 33	+\$0	80	key number 80	+\$0
34	key number 34	+\$0	81	key number 81	+\$0
35	key number 35	+\$0	82	key number 82	+\$0
36	key number 36	+\$0	83	key number 83	+\$0
37	key number 37	+\$0	84	key number 84	+\$0
38	key number 38	+\$0	85	key number 85	+\$0
39	key number 39	+\$0	86	key number 86	+\$0
40	key number 40	+\$0	87	key number 87	+\$0
41	key number 41	+\$0	88	key number 88	+\$0
42	key number 42	+\$0	89	key number 89	+\$0
43	key number 43	+\$0	90	key number 90	+\$0
44	key number 44	+\$0	91	key number 91	+\$0
45	key number 45	+\$0	92	key number 92	+\$0
46	key number 46	+\$0	93	key number 93	+\$0
47	key number 47	+\$0	94	key number 94	+\$0
48	key number 48	+\$0	95	key number 95	+\$0
49	key number 49	+\$0	96	key number 96	+\$0
50	key number 50	+\$0	97	key number 97	+\$0
51	key number 51	+\$0	98	key number 98	+\$0
52	key number 52	+\$0	99	key number 99	+\$0
53	key number 53	+\$0			
54	key number 54	+\$0			
55	key number 55	+\$0			



# Locked Drawer with Lockable Lid    C0371 C0373 C0375



## Product Information

### Description

This drawer fits into a locker and has stops to prevent accidental removal. It has a lockable, non-removable lid that can open when the drawer is pulled out. The drawer is available with a keyed lock, keyless lock or RFID lock.

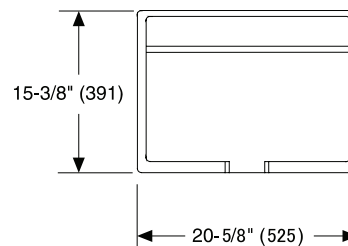
### Notes

Locked drawer with lockable lid cannot be used with a C frame.  
Drawer with keyless lock (KP) or RFID lock (RF) option cannot be used in locker with tambour door.

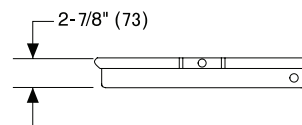
Keyed lock is located on right side; keyless lock and RFID lock are located on left side.

For general information on locks, see Keyed-Alike Information in Appendices.

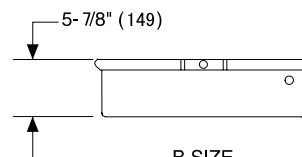
## Dimensions



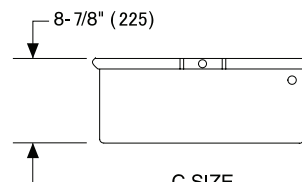
TOP



A SIZE  
FRONT



B SIZE  
FRONT



C SIZE  
FRONT

# Locked Drawer with Lockable Lid

continued

Co/Struc® Storage

Specification Information		
Step 1.		
<b>CO37</b>		
Step 2. Size/Height		
<b>1</b>	a size	
<b>3</b>	b size	
<b>5</b>	c size	
Step 3. Drawer/Lid Lock		
<b>FF</b>	keyed differently	
<b>KA</b>	keyed alike	
<b>KP</b>	keyless lock	
Prices for Steps 1-3.		
<b>CO371</b>	<b>FF</b>	\$589
	<b>KA</b>	\$589
	<b>KP</b>	\$1203
<b>CO373</b>	<b>FF</b>	\$627
	<b>KA</b>	\$627
	<b>KP</b>	\$1246
<b>CO375</b>	<b>FF</b>	\$673
	<b>KA</b>	\$690
	<b>KP</b>	\$1282
Step 4. Drawer Finish		
<b>2B</b>	juniper	+\$0
<b>3B</b>	beachglass	+\$0
<b>6F</b>	midnight	+\$0
<b>DA</b>	deep blue	+\$0
<b>HF</b>	inner tone light	+\$0
<b>LT</b>	light tone	+\$0
<b>LU</b>	soft white	+\$0
<b>VR</b>	vivid red	+\$0
<b>WN</b>	warm grey neutral	+\$0
Step 5. Drawer Key Number		
For keyed alike (KA)		
<b>01</b>	key number 01	+\$0
<b>02</b>	key number 02	+\$0
<b>03</b>	key number 03	+\$0
<b>04</b>	key number 04	+\$0
<b>05</b>	key number 05	+\$0
<b>06</b>	key number 06	+\$0
<b>07</b>	key number 07	+\$0

<b>08</b>	key number 08	+\$0
<b>09</b>	key number 09	+\$0
<b>10</b>	key number 10	+\$0
<b>11</b>	key number 11	+\$0
<b>12</b>	key number 12	+\$0
<b>13</b>	key number 13	+\$0
<b>14</b>	key number 14	+\$0
<b>15</b>	key number 15	+\$0
<b>16</b>	key number 16	+\$0
<b>17</b>	key number 17	+\$0
<b>18</b>	key number 18	+\$0
<b>19</b>	key number 19	+\$0
<b>20</b>	key number 20	+\$0
<b>21</b>	key number 21	+\$0
<b>22</b>	key number 22	+\$0
<b>23</b>	key number 23	+\$0
<b>24</b>	key number 24	+\$0
<b>25</b>	key number 25	+\$0
<b>26</b>	key number 26	+\$0
<b>27</b>	key number 27	+\$0
<b>28</b>	key number 28	+\$0
<b>29</b>	key number 29	+\$0
<b>30</b>	key number 30	+\$0
<b>31</b>	key number 31	+\$0
<b>32</b>	key number 32	+\$0
<b>33</b>	key number 33	+\$0
<b>34</b>	key number 34	+\$0
<b>35</b>	key number 35	+\$0
<b>36</b>	key number 36	+\$0
<b>37</b>	key number 37	+\$0
<b>38</b>	key number 38	+\$0
<b>39</b>	key number 39	+\$0
<b>40</b>	key number 40	+\$0
<b>41</b>	key number 41	+\$0
<b>42</b>	key number 42	+\$0
<b>43</b>	key number 43	+\$0
<b>44</b>	key number 44	+\$0
<b>45</b>	key number 45	+\$0
<b>46</b>	key number 46	+\$0
<b>47</b>	key number 47	+\$0
<b>48</b>	key number 48	+\$0
<b>49</b>	key number 49	+\$0
<b>50</b>	key number 50	+\$0
<b>51</b>	key number 51	+\$0
<b>52</b>	key number 52	+\$0
<b>53</b>	key number 53	+\$0
<b>54</b>	key number 54	+\$0

# Locked Drawer with Lockable Lid

continued

55	key number 55	+\$0	Step 6. Lid Finish	
56	key number 56	+\$0	LU	soft white +\$0
57	key number 57	+\$0	Step 7. Lid Key Number	
58	key number 58	+\$0	For keyed alike (KA) or keyless lock (KP)	
59	key number 59	+\$0	01	key number 01 +\$0
60	key number 60	+\$0	02	key number 02 +\$0
61	key number 61	+\$0	03	key number 03 +\$0
62	key number 62	+\$0	04	key number 04 +\$0
63	key number 63	+\$0	05	key number 05 +\$0
64	key number 64	+\$0	06	key number 06 +\$0
65	key number 65	+\$0	07	key number 07 +\$0
66	key number 66	+\$0	08	key number 08 +\$0
67	key number 67	+\$0	09	key number 09 +\$0
68	key number 68	+\$0	10	key number 10 +\$0
69	key number 69	+\$0	11	key number 11 +\$0
70	key number 70	+\$0	12	key number 12 +\$0
71	key number 71	+\$0	13	key number 13 +\$0
72	key number 72	+\$0	14	key number 14 +\$0
73	key number 73	+\$0	15	key number 15 +\$0
74	key number 74	+\$0	16	key number 16 +\$0
75	key number 75	+\$0	17	key number 17 +\$0
76	key number 76	+\$0	18	key number 18 +\$0
77	key number 77	+\$0	19	key number 19 +\$0
78	key number 78	+\$0	20	key number 20 +\$0
79	key number 79	+\$0	21	key number 21 +\$0
80	key number 80	+\$0	22	key number 22 +\$0
81	key number 81	+\$0	23	key number 23 +\$0
82	key number 82	+\$0	24	key number 24 +\$0
83	key number 83	+\$0	25	key number 25 +\$0
84	key number 84	+\$0	26	key number 26 +\$0
85	key number 85	+\$0	27	key number 27 +\$0
86	key number 86	+\$0	28	key number 28 +\$0
87	key number 87	+\$0	29	key number 29 +\$0
88	key number 88	+\$0	30	key number 30 +\$0
89	key number 89	+\$0	31	key number 31 +\$0
90	key number 90	+\$0	32	key number 32 +\$0
91	key number 91	+\$0	33	key number 33 +\$0
92	key number 92	+\$0	34	key number 34 +\$0
93	key number 93	+\$0	35	key number 35 +\$0
94	key number 94	+\$0	36	key number 36 +\$0
95	key number 95	+\$0	37	key number 37 +\$0
96	key number 96	+\$0	38	key number 38 +\$0
97	key number 97	+\$0	39	key number 39 +\$0
98	key number 98	+\$0	40	key number 40 +\$0
99	key number 99	+\$0	41	key number 41 +\$0
			42	key number 42 +\$0

Co/Struc® Storage

# Locked Drawer with Lockable Lid

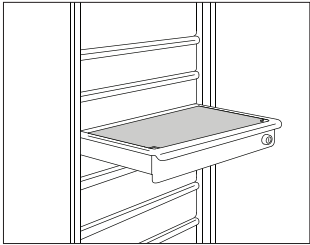
continued

Co/Struc® Storage

<b>43</b>	key number 43	+\$0	<b>90</b>	key number 90	+\$0
<b>44</b>	key number 44	+\$0	<b>91</b>	key number 91	+\$0
<b>45</b>	key number 45	+\$0	<b>92</b>	key number 92	+\$0
<b>46</b>	key number 46	+\$0	<b>93</b>	key number 93	+\$0
<b>47</b>	key number 47	+\$0	<b>94</b>	key number 94	+\$0
<b>48</b>	key number 48	+\$0	<b>95</b>	key number 95	+\$0
<b>49</b>	key number 49	+\$0	<b>96</b>	key number 96	+\$0
<b>50</b>	key number 50	+\$0	<b>97</b>	key number 97	+\$0
<b>51</b>	key number 51	+\$0	<b>98</b>	key number 98	+\$0
<b>52</b>	key number 52	+\$0	<b>99</b>	key number 99	+\$0
<b>53</b>	key number 53	+\$0			
<b>54</b>	key number 54	+\$0			
<b>55</b>	key number 55	+\$0			
<b>56</b>	key number 56	+\$0			
<b>57</b>	key number 57	+\$0			
<b>58</b>	key number 58	+\$0			
<b>59</b>	key number 59	+\$0			
<b>60</b>	key number 60	+\$0			
<b>61</b>	key number 61	+\$0			
<b>62</b>	key number 62	+\$0			
<b>63</b>	key number 63	+\$0			
<b>64</b>	key number 64	+\$0			
<b>65</b>	key number 65	+\$0			
<b>66</b>	key number 66	+\$0			
<b>67</b>	key number 67	+\$0			
<b>68</b>	key number 68	+\$0			
<b>69</b>	key number 69	+\$0			
<b>70</b>	key number 70	+\$0			
<b>71</b>	key number 71	+\$0			
<b>72</b>	key number 72	+\$0			
<b>73</b>	key number 73	+\$0			
<b>74</b>	key number 74	+\$0			
<b>75</b>	key number 75	+\$0			
<b>76</b>	key number 76	+\$0			
<b>77</b>	key number 77	+\$0			
<b>78</b>	key number 78	+\$0			
<b>79</b>	key number 79	+\$0			
<b>80</b>	key number 80	+\$0			
<b>81</b>	key number 81	+\$0			
<b>82</b>	key number 82	+\$0			
<b>83</b>	key number 83	+\$0			
<b>84</b>	key number 84	+\$0			
<b>85</b>	key number 85	+\$0			
<b>86</b>	key number 86	+\$0			
<b>87</b>	key number 87	+\$0			
<b>88</b>	key number 88	+\$0			
<b>89</b>	key number 89	+\$0			

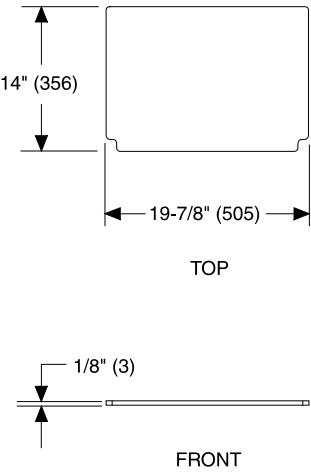
Clear Lid

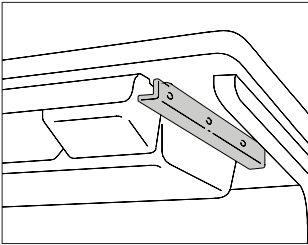
C0508.



Product Information
Description
This clear lid fits on a Co/Struc drawer and provides top closure.
Notes
Order drawer (C0207, C0208, or C0209) separately.
Dimensions

Specification Information
Step 1.
C0508.20
\$193

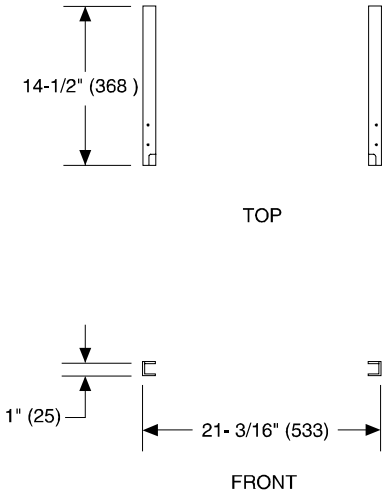




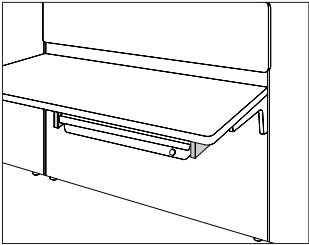
Product Information
Description
This package is used to mount a nonlocking drawer under a work surface. The drawer bearer has integral stops to prevent drawers from falling when pulled out. Mounting hardware is included.
Dimensions

Specification Information
Step 1.
C0228FF\$47
Step 2. Surface Finish
BKblack+\$0

Co/Struc® Storage



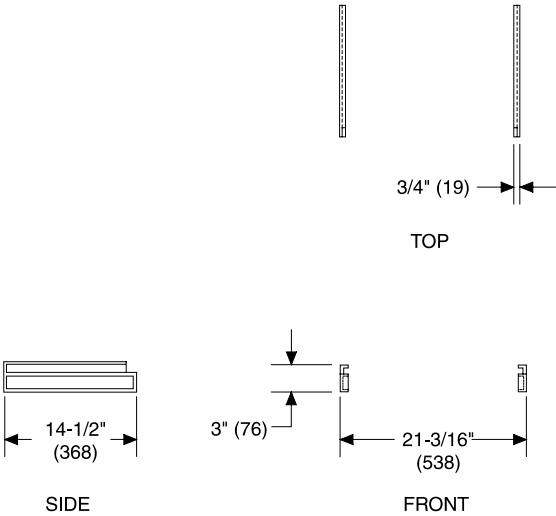
Lockable Drawer BearerC0396



Product Information
Description
This component is used to mount a drawer with lock under a work surface. The lockable drawer bearer has integral stops to prevent drawers from falling when pulled out. Mounting hardware is included.
Dimensions

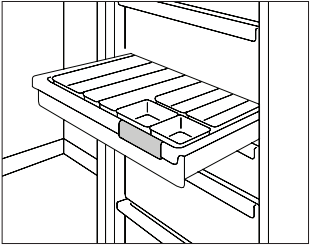
Specification Information
Step 1.
C0396FF\$104
Step 2. Surface Finish
BKblack+\$0

Co/Struc® Storage



Label Clip

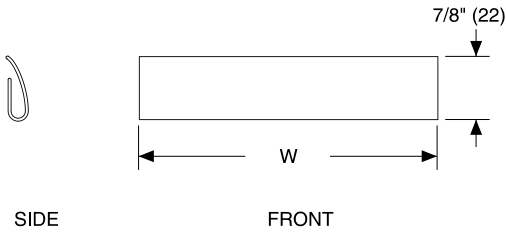
C0274  
C0462



Product Information

**Description**  
This clip snaps onto a drawer, tray/shelf, or flipper to hold content labels. The clip accepts pressure-sensitive labels from the front or slide-in labels from the back. Finish is clear. Package contains 12 clips; labels not included.

Dimensions

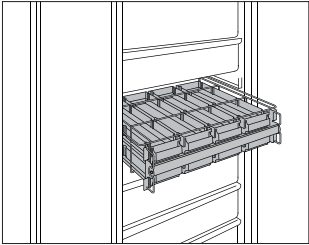


Specification Information

Step 1.	
C0	
Step 2. Width	
27427	6" wide
462	19" wide
Prices for Steps 1-2.	
C027427	\$46
C0462	\$81

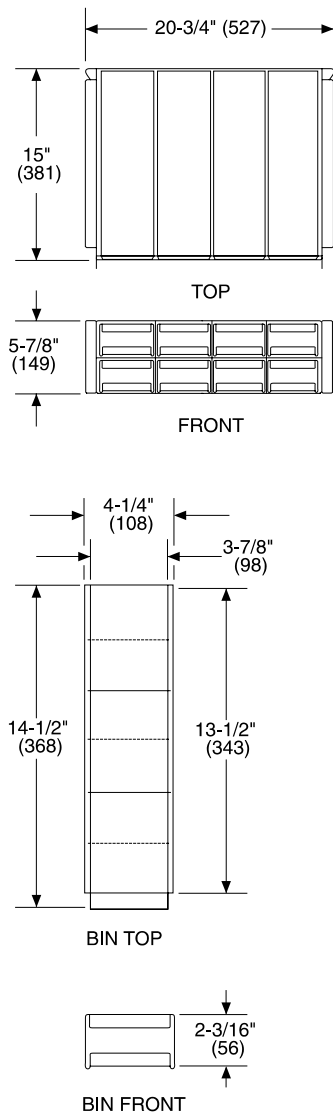
Co/Struc® Storage





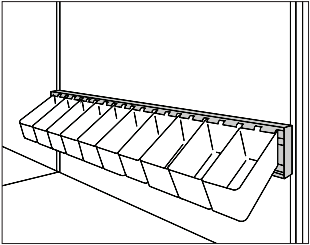
Product Information
Description
This assembly fits inside a locker or C frame or fits below a work surface with a drawer bearer. It has a wire cassette, cassette bins, and subdividers. The assembly fills 2 slots in a locker or C frame.
Dimensions

Specification Information		
Step 1.		
C0565FF		\$698
Step 2. Surface Finish		
LU	soft white	+\$0



Dispensing Rail

C0365  
C0366  
C0367  
C0368



Product Information

Description

This rail attaches to a panel, a freestanding module, or wall strips to support subcontainers at a 15° angle for gravity-feed dispensing. Package contains 2. The A-size rail holds A-size subcontainers; the B-size rail holds B-size subcontainers.

Notes

Dispensing rails hold the following number of subcontainers:

A-Size Rail Width—Number of Subcontainers

24"—5 A-1, A-2, A-3 or A-4

24"—2 A-5

24"—10 A-8

48"—10 A-1, A-2, A-3, or A-4

48"—5 A-5

48"—20 A-8

B-Size Rail Width—Number of Subcontainers

24"—5 B-1 or B-3

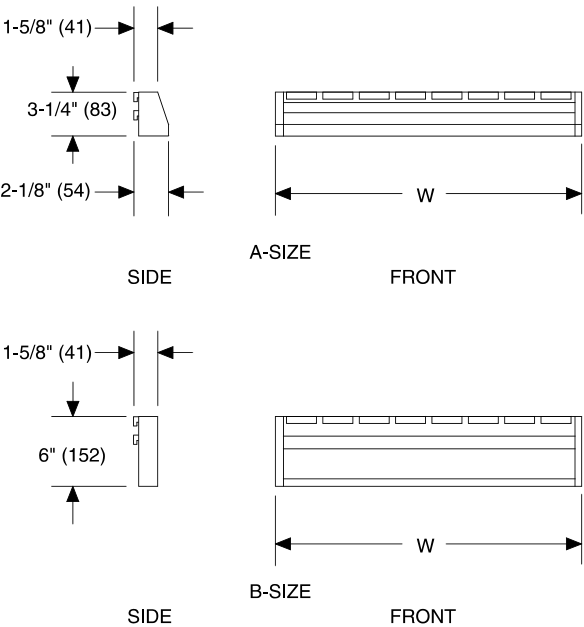
24"—2 B-5

48"—10 B-1 or B-3

48"—5 B-5

Order optional A-size subcontainer (C0231, C0232, C0233, C0234, C0235, or C0369) or B-size subcontainer (C0236, C0238, or C0240) separately.

Dimensions



Dispensing Rail *continued*

Specification Information

Step 1.

**C036**

Step 2. Size/Width

- 5FF** a size and 24" wide
- 6FF** a size and 48" wide
- 7FF** b size and 24" wide
- 8FF** b size and 48" wide

Prices for Steps 1-2.

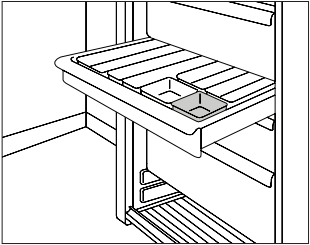
<b>C0365FF</b>	\$485
<b>C0366FF</b>	\$619
<b>C0367FF</b>	\$522
<b>C0368FF</b>	\$623

Step 3. Surface Finish

<b>LU</b> soft white	+\$0
----------------------	------

Subcontainer

- C0231
- C0232
- C0233
- C0234
- C0235
- C0236
- C0238
- C0240
- C0369



Product Information

Description

This storage container fits into a drawer or onto a dispensing rail to organize and store small items. Package contains 12.  
The A-size subcontainer is used with an A-size drawer (without lid) or A-size dispensing rail. It is 2 3/16" high; depth and width dimensions are:

Type—Depth—Width

- A-1—4 9/16"—4 9/16"
- A-2—9 3/16"—4 9/16"
- A-3—13 13/16"—4 9/16"
- A-4—18 7/16"—4 9/16"
- A-5—9 3/16"—9 3/16"
- A-8—13 13/16"—2 1/4"

The B-size subcontainer is used with a B-size drawer (without lid), B-size dispensing rail, or C-size drawer. It is 5 3/16" high; depth and width dimensions are:

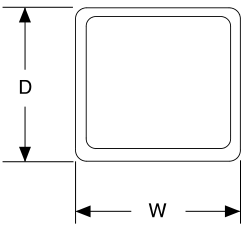
Type—Depth—Width

- B-1—4 9/16"—4 9/16"
- B-3—13 13/16"—4 9/16"
- B-5—9 3/16"—9 3/16"

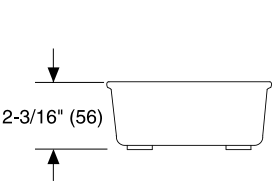
Notes

- Order following products separately:
- Drawer (C0207, C0208, or C0209)
  - Dispensing rail (C0365, C0366, C0367, or C0368)

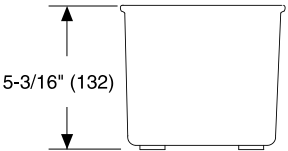
Dimensions



TOP



A-SIZE  
FRONT



B-SIZE  
FRONT

**Specification Information**

Step 1.

**CO**

Step 2. Size

**231FF** a-1**232FF** a-2**233FF** a-3**234FF** a-4**235FF** a-5**369FF** a-8**236FF** b-1**238FF** b-3**240FF** b-5

Prices for Steps 1-2.

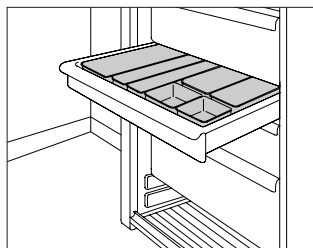
**CO231FF** \$104**CO232FF** \$104**CO233FF** \$114**CO234FF** \$114**CO235FF** \$114**CO369FF** \$109**CO236FF** \$114**CO238FF** \$157**CO240FF** \$157

Step 3. Surface Finish

**LU** soft white +\$0

## A-Size Drawer Organizer Kit

C0540  
C0541  
C0542  
C0543  
C0544  
C0545



### Product Information

#### Description

This kit fits inside an A-size drawer (without lid) and has 6 combinations of subcontainers and subcontainer dividers.

A-size subcontainer is 2<sup>3</sup>/<sub>16</sub>" high. Width and depth dimensions are:

Type—Width—Depth

A-1—4<sup>9</sup>/<sub>16</sub>"—4<sup>9</sup>/<sub>16</sub>"

A-2—4<sup>9</sup>/<sub>16</sub>"—9<sup>3</sup>/<sub>16</sub>"

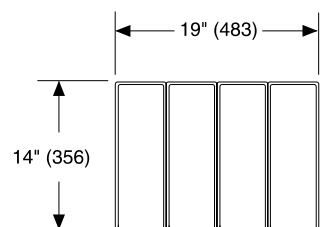
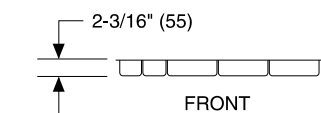
A-3—4<sup>9</sup>/<sub>16</sub>"—13<sup>13</sup>/<sub>16</sub>"

A-4—4<sup>9</sup>/<sub>16</sub>"—18<sup>7</sup>/<sub>16</sub>"

A-5—9<sup>3</sup>/<sub>16</sub>"—9<sup>3</sup>/<sub>16</sub>"

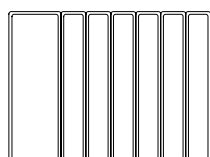
A-8—2<sup>1</sup>/<sub>4</sub>"—13<sup>13</sup>/<sub>16</sub>"

#### Dimensions

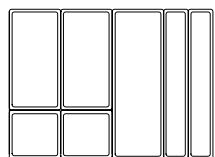


C0540FF

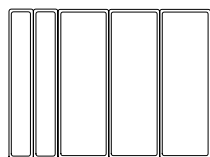
TOP



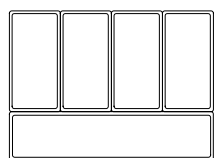
C0541FF




C0542FF



C0543FF



C0544FF



C0545FF

### Specification Information

#### Step 1.

#### C054

#### Step 2. Components

**0FF** 4 a-3 subcontainers, 6 a-3 dividers

**1FF** 1 a-3 subcontainer, 6 a-8 subcontainers, 2 a-3 dividers, 7 a-8 dividers

**2FF** 2 a-1 subcontainers, 2 a-2 subcontainers, 1 a-3 subcontainer, 2 a-8 subcontainers, 4 a-3 dividers, 3 a-8 dividers

**3FF** 3 a-3 subcontainers, 2 a-8 subcontainers, 4 a-3 dividers, 3 a-8 dividers

**4FF** 4 a-2 subcontainers, 1 a-4 subcontainer, 8 a-3 dividers

**5FF** 2 a-1 subcontainers, 2 a-3 subcontainers, 1 a-5 subcontainer, 4 a-3 dividers

#### Prices for Steps 1-2.

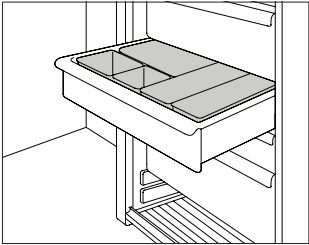
<b>C0540FF</b>	\$97
<b>C0541FF</b>	\$101
<b>C0542FF</b>	\$101
<b>C0543FF</b>	\$97
<b>C0544FF</b>	\$97
<b>C0545FF</b>	\$97

#### Step 3. Surface Finish

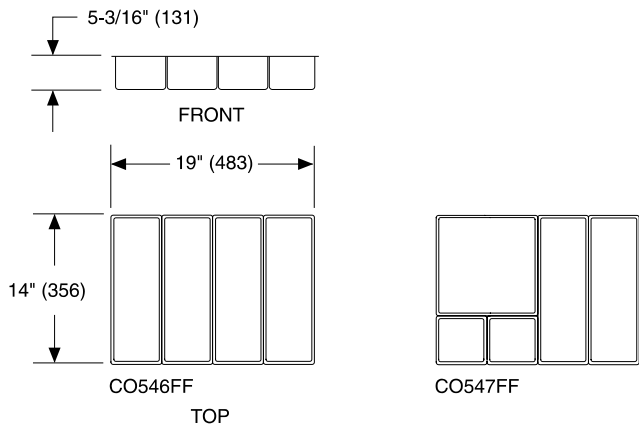
<b>LU</b>	soft white	+\$0
-----------	------------	------

B-Size Drawer Organizer Kit

CO546  
CO547



Product Information
Description
This kit fits inside a B-size drawer (without lid) or C-size drawer and has 2 combinations of subcontainers and subcontainer dividers.
The B-size subcontainer is 5 <sup>3</sup> / <sub>16</sub> " high. Width and depth dimensions are:
Type—Width—Depth
B-1—4 <sup>9</sup> / <sub>16</sub> "—4 <sup>9</sup> / <sub>16</sub> "
B-3—4 <sup>9</sup> / <sub>16</sub> "—13 <sup>13</sup> / <sub>16</sub> "
B-5—9 <sup>3</sup> / <sub>16</sub> "—9 <sup>3</sup> / <sub>16</sub> "
Dimensions

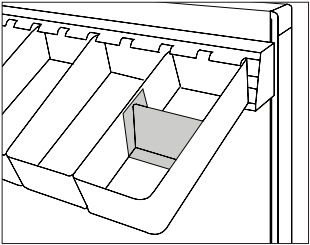


Specification Information
Step 1.
CO54
Step 2. Components
6FF 4 b-3 subcontainers, 4 b-3 dividers
7FF 2 b-1 subcontainers, 2 b-3 subcontainers, 1 b-5 subcontainer, 2 b-3 dividers
Prices for Steps 1-2.
CO546FF \$116
CO547FF \$116
Step 3. Surface Finish
LU soft white +\$0

Co/Struc® Storage

Subcontainer Divider

C0378  
C0379  
C0380

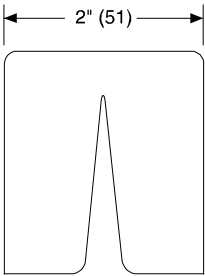


Product Information

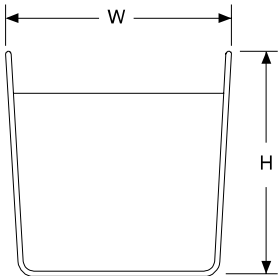
**Description**  
This divider fits into subcontainers to separate and organize stored items. A divider can be adjusted by sliding it to the desired position. The divider is not available for A-5 and B-5 subcontainers. Package contains 12.

The divider for an A-8 subcontainer is 1<sup>5</sup>/<sub>8</sub>" high and 2<sup>1</sup>/<sub>8</sub>" wide; the divider for an A-1, A-2, A-3, or A-4 subcontainer is 1<sup>5</sup>/<sub>8</sub>" high and 4<sup>1</sup>/<sub>4</sub>" wide; and the divider for a B-1 or B-3 subcontainer is 4" high and 4<sup>1</sup>/<sub>4</sub>" wide.

Dimensions



SIDE



FRONT

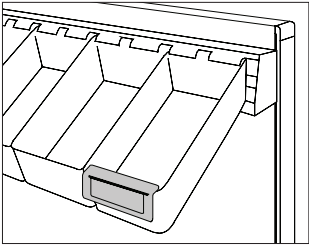
Specification Information

Step 1.	
C03	
Step 2. Usage	
78FF	for a-8 subcontainer
79FF	for a-1, a-2, a-3, or a-4 subcontainers
80FF	for b-1 or b-3 subcontainers
Prices for Steps 1-2.	
C0378FF	\$98
C0379FF	\$98
C0380FF	\$100
Step 3. Surface Finish	
LU	soft white +\$0

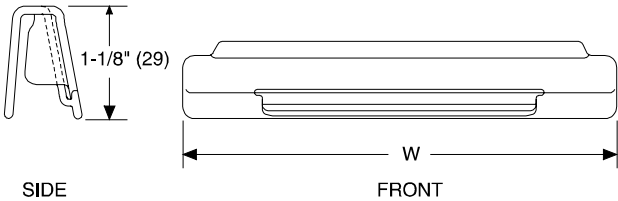


Subcontainer Handle

C0376  
C0377



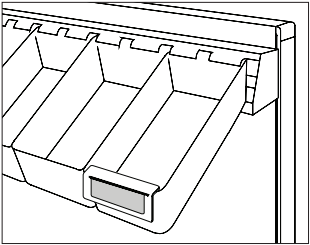
Product Information
Description
This snap-on handle has a surface for identification labels in a picking station. It also can convert a small or large subcontainer into a drawer when used on the flat surface of a C tray. The handle cannot be used with a subcontainer in an A-size drawer. Package contains 12.
Notes
Handle accepts following label:
<ul style="list-style-type: none"><li>• 2 1/8"-wide handle: 3/4" × 1" gummed label</li><li>• 4 1/2"-wide handle: 3/4" × 3" drop-in label</li></ul>
For 4 1/2"-wide handle, order label (C0459) separately.
Dimensions



Specification Information
Step 1.
C037
Step 2. Width
6FF 2 1/8" wide
7FF 4 1/2" wide
Prices for Steps 1-2.
C0376FF \$51
C0377FF \$65
Step 3. Surface Finish
LU soft white +\$0

Co/Struc® Storage

Subcontainer Handle LabelC0459



Product Information

Description

This label slides into a 4½"-wide subcontainer handle. Package contains 100 cards with 10 perforated labels per card (1000 labels total).

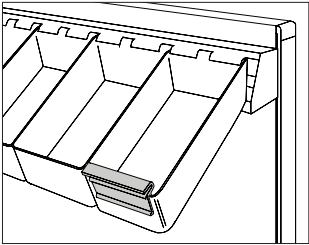
Specification Information

Step 1.

C0459\$43

Subcontainer Label Flag

C0381  
C0382

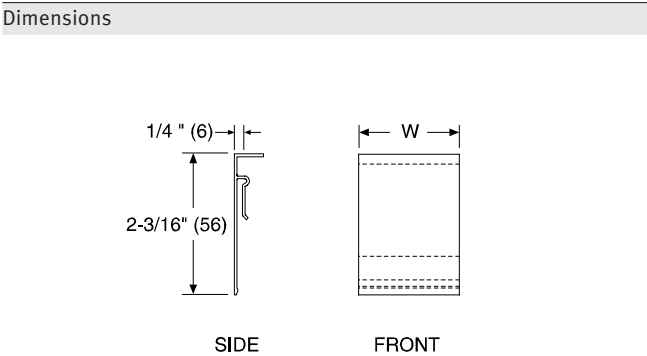


Product Information

Description

This flag snaps onto subcontainers that are hung from a dispensing rail. It provides a visible surface for identification labels. Package contains 12.

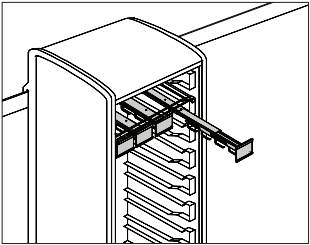
The flag for an A-8 subcontainer is 1 1/4" wide; the flag for an A-3 or B-3 subcontainer is 3 1/2" wide.



Specification Information		
Step 1.		
C038		
Step 2. Usage		
1FF	for a-8 subcontainer	
2FF	for a-3 or b-3 subcontainer	
Prices for Steps 1-2.		
C0381FF		\$141
C0382FF		\$160
Step 3. Surface Finish		
LU	soft white	+\$0

Pullout Catheter Rack

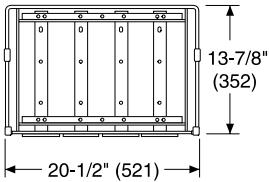
C0469.



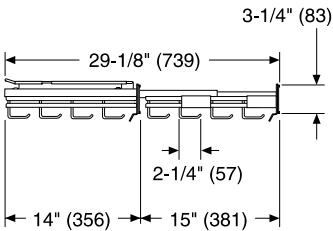
Product Information

**Description**  
This 20"-wide, powder-coated wire rack fits into the slots of a locker to organize catheters. It is available with 3 or 4 independent, pullout slides. Each pullout slide has 4 prongs, 4 side label clips, and 1 front label holder. Each prong holds up to 10 catheters. Finish is soft white.

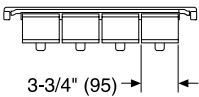
Dimensions



TOP



SIDE



FRONT

Specification Information

Step 1.

**C0469.20**

Step 2. Slides

- 033 slides
- 044 slides

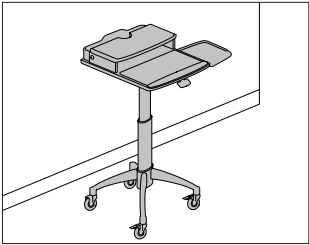
Prices for Steps 1-2.

C0469.20	03	\$1018
	04	\$1137

Co/Struc® Storage

Laptop Cart

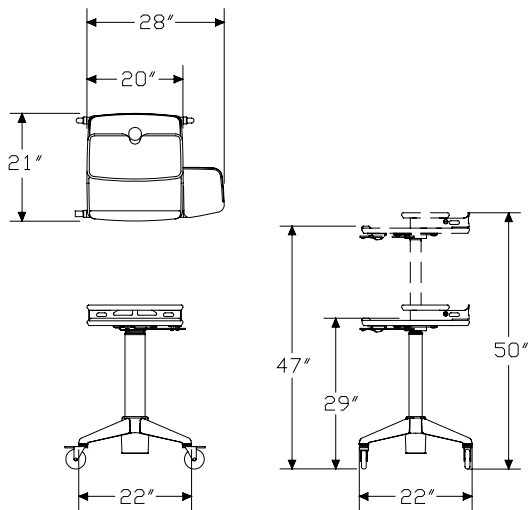
CO600.



Product Information

**Description**  
This height-adjustable laptop cart delivers point-of-care technology and holds a 17" laptop. The surface provides security by locking a laptop into place during use. The cart holds a maximum of 30 pounds and has 4"-high casters; 2 locking and 2 nonlocking. It has an 18" height-adjustment range and is adjusted with a paddle on the front of the surface. The cart includes a swivel mouse tray. Shipped fully assembled.  
The surface is Cloud Surf laminate; the base finish is polished aluminum.

Dimensions



Specification Information

**Step 1.**  
**CO600.**

**Step 2. Power Option**  
**N** no power strip  
**P** power strip

**Step 3. Bar Code Scanner Holder**  
**N** no bar code scanner holder  
**B** bar code scanner holder

**Step 4. Utility Basket**  
**N** no utility basket  
**U** utility basket

**Step 5. Drawer**  
**N** no drawer  
**D** drawer

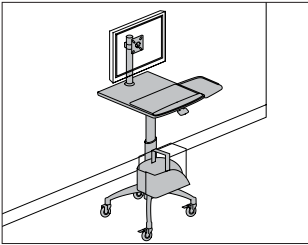
Prices for Steps 1-5.

		NN	ND	UN	UD
CO600.	N	\$3699	4229	3979	4508
	B	\$3841	4367	4122	4646
	P N	\$4170	4695	4452	4976
	B	\$4308	4834	4589	5115

Co/Struc® Transport

Flat Panel Cart

C0601.



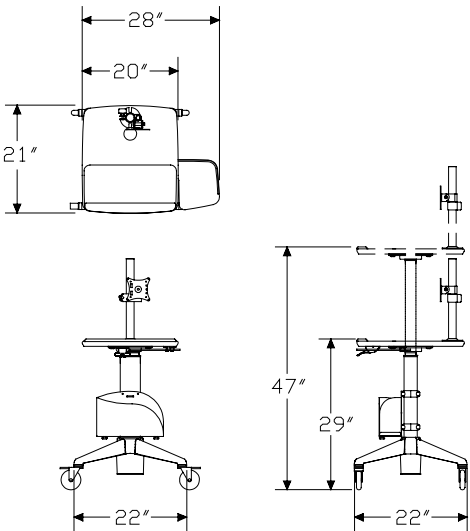
Product Information

**Description**

This height-adjustable cart delivers point-of-care technology. It holds a flat panel monitor arm and includes a 10"-wide column-mounted CPU holder with straps. The arm meets VESA standards (Video Electronic Standards Association - Mounting Interface Standards). The cart holds a maximum of 30 pounds and has 4"-high casters; 2 locking and 2 nonlocking. It has an 18" height-adjustment range and is adjusted with a paddle on the front of the surface. The cart includes a swivel mouse tray and 2 plates: 75mm and 100mm. Shipped fully assembled.

The surface is Cloud Surf laminate; the base finish is polished aluminum; and the CPU holder is black.

Dimensions



Specification Information

Step 1.

**C0601.**

Step 2. Power Option

- N** no power strip
- P** power strip

Step 3. Bar Code Scanner Holder

- N** no bar code scanner holder
- B** bar code scanner holder

Step 4. Utility Basket

- N** no utility basket
- U** utility basket

Step 5. Drawer

- N** no drawer
- D** drawer

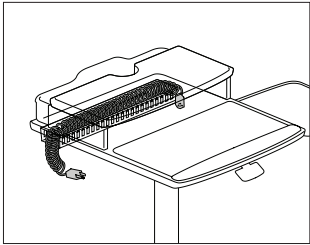
Prices for Steps 1-5.

		NN	ND	UN	UD
C0601.N	N	\$3902	4459	4198	4755
	B	\$4052	4608	4349	4902
P	N	\$4396	4950	4694	5248
	B	\$4546	5100	4842	5395

Co/Struc® Transport

Coiled Power Cord

C0602.



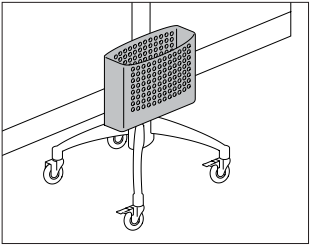
Product Information
Description
This hospital-grade power cord has a 1.5' coiled cord that extends to 7.5'. Finish is black.
Dimensions

Specification Information
Step 1.
C0602. \$248



Utility Basket

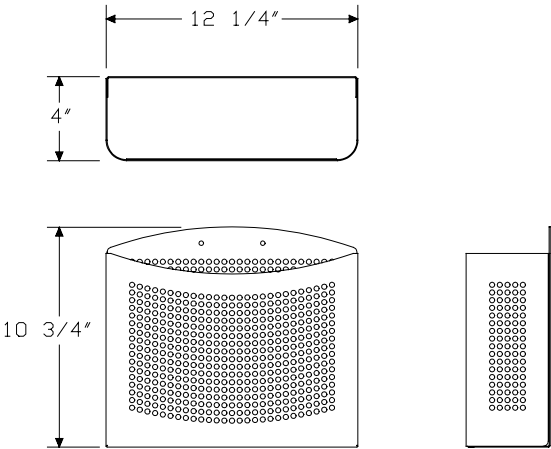
C0605.



Product Information
Description
This perforated basket attaches to the column of a laptop or flat-panel cart and holds a utility basket. It can be used to hold charts, paper products, and other supplies. Finish is black.
Dimensions

Specification Information
Step 1.
C0605.
\$315

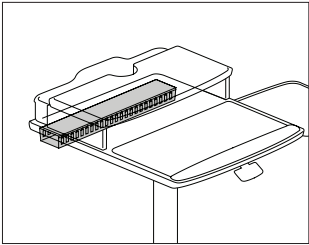
Co/Struc® Transport





Cable Manager

C0608.

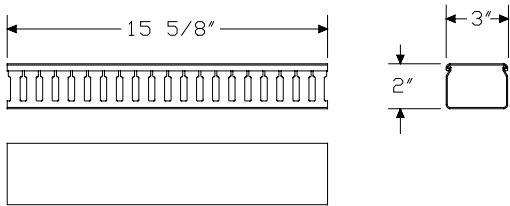


Product Information
Description
This holder attaches to the surface of a laptop or flat-panel cart. It manages cables and wires and includes reusable cable ties. Finish is black.
Notes
Laptop-cart cable manager has 1 solid holder. Flat-panel-cart cable manager has 2 pieces that attach to each side of the flat-screen arm holder and go down through the work surface.
Dimensions

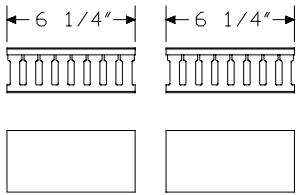
Specification Information
Step 1.
C0608.
Step 2. Usage
01 for laptop cart
02 for flat panel cart
Prices for Steps 1-2.
C0608.01
02

\$227  
\$227

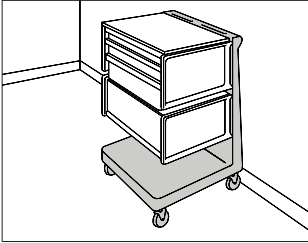
Co/Struc® Transport



01



02

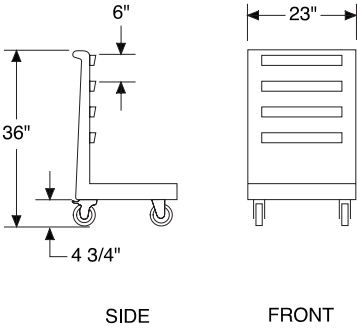
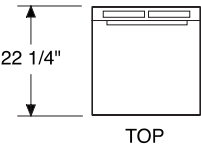


Product Information

**Description**  
This mobile cart has a platform, 4 rail profiles for hanging frames, and 4 casters (2 swivel and 2 swivel with brake) that are 4¾" hard-rubber zinc.

**Notes**  
To hang drawer or shelf storage components, order C frame (C0205) separately.

Dimensions



Specification Information

Step 1.

**C0212**

Step 2. Application

**FF** standard

Prices for Steps 1-2.

**C0212 FF** \$1062

Step 3. Surface Finish

<b>HF</b>	inner tone light	+\$0
<b>LT</b>	light tone	+\$0
<b>LU</b>	soft white	+\$0
<b>WN</b>	warm grey neutral	+\$0

Co/Struc® Transport

## Index by Product Name

Co/Struc® System		Index: Product Name	
	page(s)		
2-Way 90° Corner Connector	44	Floor Anchor Bracket, Action Office® Series 1	14
2-Way Module Corner Connector	32	Floor Anchor Bracket, Action Office® Series 2	15
3-Way 90° Corner Connector	45	Floor Anchor Bracket, Co/Struc® Lab Module	13
3-Way Module Corner Connector	52	Floor Entry Support Panel	24
Access Panel Assembly	7	Gripper Package	168
Adapter Rail	110	Heavy-Duty Corner Work Surface	80
ADA Sink Support, Systems Mounted	128	Heavy-Duty Corner Work Surface, Action Office® Series 1 or 2 90°	82
Add-On Shelf, Shelf Unit	140	Corner Connector	70
Add-On Shelf with Lip	97	Heavy-Duty Work Surface	33
Adjustable Work Table Base	47	Interface Connector	114
Anchor Support Kit	190	Interior Filler	49
Backsplash Filler	79	Interior Shelf	51
Basic Work Table Base	92	Interior Shelf and Support Kit	184
B-Size Drawer Organizer Kit	136	Label Clip	197
B-Style Rail-Hanging Shelf	137	Laptop Cart	202
B-Style Shelf	139	L Cart	131
B-Style Shelf with Sloped Top	201	Light Bracket	115, 183
Cable Manager	185	Lockable Drawer Bearer	177
Cassette Assembly	26	Locked Drawer with Lockable Lid	146
Ceiling Entry Support Panel	59	Locker	155
Center Closure Panel	162	Locker Hinged Door	157
C Frame	76	Locker Lock Kit	159
C Frame Support	181	Locker Lock Kit, Keyless	153
Clear Lid	164	Locker on Wheel Base	150
C Lid	199	Locker on Wheel Base, with Hinged Door	147
Coiled Power Cord	54	Locker on Wheel Base, with Tambour Door	154
Combination Access Panel Assembly	77	Locker Tambour Door	144
Component Adapter Kit	163	Locker, with Hinged Door	142
Counter Top	161	Locker, with Tambour Door	56
CS Tray/Shelf	165	Low Cup Sink Access Panel Assembly	38
C Tray/Shelf	167	Low Module	41
C Wire Shelf	186	Low Module Terminal Panel	106
Dispensing Rail	172	Marker Board	36
Drawer	182	Mid-Run Support, Double Sided	35
Drawer Bearer Package	169	Mid-Run Support, Single Sided	46
Drawer Caddy with Casters	175	Module Support Leg	43
Drawer with Lockable Lid	12	Module Wall Start	20
Draw Rod, Seismic	10	Open Support Panel	34
End Cap for Standard or Seismic Rail	58	Panel Connector	18
End Closure Assembly	9	Panel Stiffener, Action Office® Series 1 or Series 2 Top Cap	30
Equipment Rail, Systems Mounted	8	Panel Wall Start	75
Equipment Rail, Wall Mounted	198	Pass-Through Cover	39
Flat Panel Cart	107	Pass-Through Module	105
Flat Panel Mount	17	Power Strip	90
Floor Anchor Adapter Kit		Process Table, Electric Height Adjustment	196
		Pullout Catheter Rack	74
		Rail-Hanging Work Surface	

## Index by Product Name *continued*

Index: Product Name

Rail Hardware	6
Reagent Shelf	91
Riser Frame Divider	103
Riser Frame End Cover	104
Seismic Finished End	16
Shelf End Cap	50
Shelf Label Clip	129, 141
Shelf Unit	124
Shelf Unit, 90° Corner	127
Shelf Unit Back Panel	130
Shelf Unit, Diagonal Corner	126
Shelf Unit Door	132
Shelf Unit Double Doors	133
Shelf Unit Wall Attachment Panel	135
Sink Module	108
Sink Unit for Storage	109
Sloped Shelf Unit Top	134
Standard-Duty Work Surface	68
Standard Rail	5
Standard Work Table Base	94
Storage Case	116
Storage Case Bottle Drawer	120
Storage Case Door	121
Storage Case Drawer	119
Storage Case Leg	122
Storage Case Pullout Shelf	118
Storage Case Shelf	117
Storage Unit	111
Storage Unit Door	113
Storage Unit Shelf	112
Storage Unit with Sliding Doors	123
Subcontainer	188
Subcontainer Divider	192
Subcontainer Handle	193
Subcontainer Handle Label	194
Subcontainer Label Flag	195
Subdivider Vane	166
Support Panel	22
Support Panel Top Cap	37
Terminal Panel	28
Top Shelf	48
Utility Basket	200
Vertical Chase Cover	42
Wall Rail, Seismic	11
Wall Strip Cover	19
Wire Chase Overlay	67
Wire Chase Rail	60

Wire Chase Rail, 90° Inside Corner	62
Wire Chase Rail Bridge	64
Wire Chase Rail Cover	66
Wire Chase Rail End Cap	65
Workstation, Electric Height Adjustment	84
Workstation, Manual Height Adjustment	86
Work Surface Backsplash	78
Work Surface Support	73
Work Table, Electric Height Adjustment	88
Work Table Reagent Shelf	102
Work Table Surface, Rectangular	99

## Index by Product Number

A1250. Seismic Finished End	page(s) 16
C460G. Basic Work Table Base	92
C461G. Standard Work Table Base	94
C462C. Adjustable Work Table Base	97
C462G.	
C1112. Low Module	38
C1114. Pass-Through Module	39
C1122. Low Module Terminal Panel	41
C1150. Open Support Panel	20
C1151. Support Panel	22
C1155. Floor Entry Support Panel	24
C1156. Ceiling Entry Support Panel	26
C1161. Terminal Panel	28
C1170. Equipment Rail, Wall Mounted	8
C1172. Equipment Rail, Systems Mounted	9
C1211. Panel Wall Start	30
C1212. Module Wall Start	43
C1220. 2-Way Module Corner Connector	44
C1221. 2-Way 90° Corner Connector	31
C1230. 3-Way Module Corner Connector	45
C1231. 3-Way 90° Corner Connector	32
C1261. Interface Connector	33
C1272. Mid-Run Support, Single Sided	35
C1273. Mid-Run Support, Double Sided	36
C1274. Support Panel Top Cap	37
C1275. Module Support Leg	46
C1276. Anchor Support Kit	47
C1281. Panel Connector	34
C1313. Wire Chase Rail	60
C1314.	
C1315. Wire Chase Rail Cover	66
C1316.	
C1317.	
C1318.	
C1321. Wire Chase Rail, 90° Inside Corner	62
C1322.	
C1326. Wire Chase Rail Bridge	64
C1327.	
C1331. Wire Chase Rail End Cap	65
C1332.	
C1358. Wire Chase Overlay	67
C1412. Access Panel Assembly	52
C1422. Combination Access Panel Assembly	54
C1432. Low Cup Sink Access Panel Assembly	56
C1451. End Closure Assembly	58
C1455. Center Closure Panel	59
C1460. Vertical Chase Cover	42

C1510. Shelf End Cap	50
C1510. Top Shelf	48
C1511. Interior Shelf	49
C1511. Shelf End Cap	50
C1515. Interior Shelf and Support Kit	51
C1610. Adapter Rail	7
C2140. Work Surface Support	73
C2141. Heavy-Duty Work Surface	70
C2142. Standard-Duty Work Surface	68
C2192. C Frame Support	76
C2193. Component Adapter Kit	77
C2215. Heavy-Duty Corner Work Surface	80
C2216. Heavy-Duty Corner Work Surface, Action Office® Series 1 or 2	
90° Corner Connector	82
C2399. Pass-Through Cover	75
C2410. Rail-Hanging Work Surface	74
C2512. Sink Module	108
C2513. Sink Unit for Storage	109
C2520. ADA Sink Support, Systems Mounted	110
C2910. Work Surface Backsplash	78
C2920. Backsplash Filler	79
C3011. B-Style Shelf	137
C3019. Add-On Shelf with Lip	140
C3091. B-Style Shelf with Sloped Top	139
C4310. Workstation, Electric Height Adjustment	84
C4311. Workstation, Manual Height Adjustment	86
C4312. Work Table, Electric Height Adjustment	88
C4313. Process Table, Electric Height Adjustment	90
C4320. Riser Frame Divider	103
C4321. Riser Frame End Cover	104
C4322. Power Strip	105
C4323. Marker Board	106
C4324. Flat Panel Mount	107
C4326. Reagent Shelf	91
C4327.	
C4700. Work Table Surface, Rectangular	99
C4900. Work Table Reagent Shelf	102
C5009. Interior Filler	114
C5010. Storage Unit	111
C5014. Storage Unit with Sliding Doors	123
C5015. Storage Unit Shelf	112
C5016. Storage Unit Door	113
C5017.	
C5020. Shelf Unit	124
C5021.	
C5022. Shelf Unit, Diagonal Corner	126
C5024. Shelf Unit, 90° Corner	127

# Index by Product Number *continued*

Index: Product Number

C5025. Add-On Shelf, Shelf Unit	128
C5026. Shelf Unit Back Panel	130
C5027. Shelf Unit Door	132
C5028.	
C5032. Shelf Unit Double Doors	133
C5036. Shelf Unit Wall Attachment Panel	135
C5040. Storage Case	116
C5041. Storage Case Shelf	117
C5042. Storage Case Pullout Shelf	118
C5043. Storage Case Drawer	119
C5044.	
C5045. Storage Case Bottle Drawer	120
C5048. Lockable Drawer Bearer	115
C5050. Storage Case Leg	122
C5051. Light Bracket	131
C5052. Storage Case Door	121
C5053.	
CO201 C Lid	164
CO203 C Tray/Shelf	165
CO204 CS Tray/Shelf	161
CO205 C Frame	162
CO207 Drawer	172
CO208	
CO209	
CO212 L Cart	202
CO215. Draw Rod, Seismic	12
CO219 Locker Tambour Door	154
CO228 Drawer Bearer Package	182
CO231 Subcontainer	188
CO232	
CO233	
CO234	
CO235	
CO236	
CO238	
CO240	
CO242 Subdivider Vane	166
CO252 C Wire Shelf	167
CO266 Gripper Package	168
CO274 Label Clip	184
CO277 Locker Lock Kit	157
CO279 Locker Lock Kit, Keyless	159
CO282 Standard Rail	5
CO284 Rail Hardware	6
CO285	
CO290 Locker Hinged Door	155
CO338 End Cap for Standard or Seismic Rail	10

CO365 Dispensing Rail	186
CO366	
CO367	
CO368	
CO369 Subcontainer	188
CO370 Drawer with Lockable Lid	175
CO371 Locked Drawer with Lockable Lid	177
CO372 Drawer with Lockable Lid	175
CO373 Locked Drawer with Lockable Lid	177
CO374 Drawer with Lockable Lid	175
CO375 Locked Drawer with Lockable Lid	177
CO376 Subcontainer Handle	193
CO377	
CO378 Subcontainer Divider	192
CO379	
CO380	
CO381 Subcontainer Label Flag	195
CO382	
CO396 Lockable Drawer Bearer	183
CO397. Sloped Shelf Unit Top	134
CO398 Shelf Label Clip	129, 141
CO459 Subcontainer Handle Label	194
CO462 Label Clip	184
CO469. Pullout Catheter Rack	196
CO479 Wall Rail, Seismic	11
CO481 Floor Anchor Bracket, Action Office® Series 1	14
CO485 Floor Anchor Bracket, Action Office® Series 2	15
CO487. Wall Strip Cover	19
CO508. Clear Lid	181
CO521. B-Style Rail-Hanging Shelf	136
CO540 A-Size Drawer Organizer Kit	190
CO541	
CO542	
CO543	
CO544	
CO545	
CO546 B-Size Drawer Organizer Kit	191
CO547	
CO552 Floor Anchor Adapter Kit	17
CO553 Panel Stiffener, Action Office® Series 1 or Series 2 Top	
Cap	18
CO555 Counter Top	163
CO556	
CO561 Locker, with Tambour Door	142
CO562 Locker	146
CO563 Locker on Wheel Base	153
CO564 Locker on Wheel Base, with Tambour Door	147

## Index by Product Number *continued*

C0565. Cassette Assembly	185
C0568. Floor Anchor Bracket, Co/Struc® Lab Module	13
C0570. Locker, with Hinged Door	144
C0574. Locker on Wheel Base, with Hinged Door	150
C0600. Laptop Cart	197
C0601. Flat Panel Cart	198
C0602. Coiled Power Cord	199
C0605. Utility Basket	200
C0608. Cable Manager	201
C0692. Drawer Caddy with Casters	169
C0693.	







## 20-Day or Less/Assigned Lead-Time Order Information — Healthcare

GSA

### 20-Day or Less/Assigned Lead-Time Programs

20-day or less and assigned lead-time products are designed for established Herman Miller dealers with pre-approved credit.

Products are distributed from multiple manufacturing facilities across the United States. All products and options not designated by an Assigned Lead-Time icon  will ship in 20 business days or less after being acknowledged by Herman Miller. Products and options designated by an  are on the assigned lead-time program and will ship in 20 days, less than 20 days, or more than 20 days from order acknowledgement.

### Ordering Procedure

Please place orders through Order Manager. If this is not available to you, place orders through mail or fax. Verbal purchase orders will not be accepted.

Order Entry fax number: (616) 654 3085.

For more information, contact your Customer Care representative at: (866) 854 3048 ext 3400

### Shipments and Delivery

Per Herman Miller Terms and Conditions.

### Changes and Cancellation

Per Herman Miller Terms and Conditions.



# Packaging/Keyed-Alike Information — Co/Struc® System

## GSA

### Packaging

Packaging varies according to individual product. A surcharge may be added for special packaging requests. Contact Customer Care for specific information.

### Keyed-Alike Locks

All components with locks may be specified keyed alike.

Keyed-alike Co/Struc components with a “CO” or “CV” prefix will be shipped with lock plugs installed. Mobile Technology Support products (CO600, CO601, and CO606) cannot be ordered keyed alike.

Keyed-alike Co/Struc components with a “C” prefix will be shipped with lock chassis installed. Lock plugs will be shipped separately, tagged for product and location as specified. Installation of lock plugs will be on-site according to instructions provided. Herman Miller, Inc., will not be responsible for lock plug installation.

To order keyed-alike locks for “C” prefix components, specify keyed alike. Then place a separate order for plugs and locks:

1. List plug part number and key number (232092-XXX); select a key number (or numbers) between 226 and 324.
2. List quantity of locks per key number.
3. Indicate this is a no charge order.

Keyed-alike locks are field installed.

A Medeco master key can be used to open any lock on Co/Struc components with a “CO” or “CV” prefix, except Mobile Technology Support products CO600, CO601, and CO606. Customers interested in ordering master keys should contact Customer Care with a written request. To remove lock plugs from existing components, loosen the hex nut inside the product and remove the plug. These locks are available in key numbers 01 through 99. To remove lock plugs from locker with electronic lock, remove the cover from the e-lock mounting plate (be careful not to separate battery wires from unit). Next, loosen the hex nut inside the cover and remove the plug.

A Hudson master key can be used to open any lock on Co/Struc components with a “C” prefix. To remove lock plugs from existing components, a removal key or lock change tool is required. Customers interested in ordering master keys, removal keys, or lock change tools should contact Customer Care with a written request. Locks for “C” prefix components are available in key numbers 226 through 324 but are ordered as key numbers 01 through 99. Use the following chart to cross-reference the number selection.

“C” lock order numbers	Actual “C” lock plug numbers
1	226
2	227
3	228
4	229
5	230
6	231
7	232
8	233
9	234
10	235
11	236
12	237
13	238
14	239
15	240
16	241
17	242
18	243
19	244
20	245
21	246
22	247
23	248
24	249
25	250
26	251
27	252
28	253
29	254
30	255
31	256
32	257
33	258
34	259
35	260
36	261
37	262
38	263
39	264
40	265
41	266
42	267
43	268
44	269
45	270
46	271
47	272
48	273
49	274
50	275

“C” lock order numbers	Actual “C” lock plug numbers
51	276
52	277
53	278
54	279
55	280
56	281
57	282
58	283
59	284
60	285
61	286
62	287
63	288
64	289
65	290
66	291
67	292
68	293
69	294
70	295
71	296
72	297
73	298
74	299
75	300
76	301
77	302
78	303
79	304
80	305
81	306
82	307
83	308
84	309
85	310
86	311
87	312
88	313
89	314
90	315
91	316
92	317
93	318
94	319
95	320
96	321
97	322
98	323
99	324

For more information about our products and services or to see a list of dealers, please visit us at [HermanMiller.com](http://HermanMiller.com) or call (800) 851 1196.

© 2024 Herman Miller, Inc., Zeeland, Michigan


#### Distribution Rights

Working together since 1956, Herman Miller and Vitra are the authentic sources of designs by Charles and Ray Eames, Alexander Girard, and George Nelson. All the designs shown in this book are protected by law. Herman Miller has obtained all rights to make and sell these designs. Also, Herman Miller holds exclusive worldwide manufacturing and distribution rights for these products with the following exceptions:

Charles and Ray Eames, George Nelson, and Alexander Girard—Worldwide distribution rights for furniture in all areas except Europe and the Middle East. For those areas, please contact Vitra.

Isamu Noguchi—Worldwide distribution rights for the Noguchi Rudder Table. Distribution rights for the Noguchi Table in North America and Central America only. For all other areas, please contact Vitra.

Magis—Exclusive distribution rights in the US and Canada. For all other areas, please contact Magis.

® **HermanMiller**, , Action Office, Aeron, Aside, Canvas Office Landscape, Capex, Cosm, Co/Struc, Eames, Embody, Ethospace, Exclave, Fine-Tune, FlexFront, Formcoat, Ground Cloth, Intent, Layout Studio, Lino, Maharam, Meridian, Mirra, Motia, Nelson, Pellicle, Perspectives, Plex, PostureFit, PostureFit SL, Sayl, Setu, Tu, Verus, Y-Tower and Zeph are among the registered trademarks of Herman Miller, Inc., and its owned subsidiaries.

™ AireWeave, Bubbletack, Canvas Vista, Cellular Suspension, Commend, Compass, Connect, DOT, Durawrap, Everywhere, Flex-Edge, Headway, Hopsak 2, Iota, Keyless Entry, Latitude, Lyris 2, Mora, Multiscrim, Nevi, OE1, OE1 Workspace Collection, Overlay, Renew, Stackable, Swoop, Thrive, TriFlex, Twist and Valor are among the trademarks of Herman Miller, Inc., and its owned subsidiaries.

Chemsurf® is a registered trademark of Wilsonart International.

Corian® is a registered trademark of E.I. du Pont de Nemours and Company Corporation.

FLEXNET™ is a trademark of Milliken & Company.

Floor Saver Glide® is a registered trademark of Carpin Manufacturing, Inc.

Forest Stewardship Council® is a registered trademark of the Forest Stewardship Council A.C. (FSC). We are FSC® certified (FSC® C102895).

FSC® is a registered trademark of the Forest Stewardship Council A.C. (FSC).

MicrobeCare™ is a trademark of Parasol Medical LLC.

Microsoft® and Natural® Keyboard are registered trademarks of Microsoft Corporation.

Place Textiles® is a registered trademark of Place Textiles.