



Prices effective July 5, 2023

Published May 2024

Thrive™ Portfolio

Introduction	page 2
Thrive™ Portfolio	3
Technology Support	5
Power and Data Support	103
Screens	167
Personal Lighting	214
Occasional Lighting	217
Work Tools	220
Ubi® Work Tools	220
Formwork	257
Work Tools	266
Indices	285
By Name	285
By Number	289
Appendices	
20-Day or Less/Assigned Lead-Time Order Information	
Customer's Own Material Order Information-Workspaces	
Textiles Application Chart-Workspaces	
Textile Colors	
For the latest materials information, refer to the Materials pages on HermanMiller.com.	

Introduction

A Note on the Organization of This Book

There are a few signals that will help you understand the organization of this book. Once you know them, you should be able to find your way around easily.

Like a newspaper, this book is formatted with columns of text and illustrations that run vertically.

Information wraps from one column to the next and continues for as many pages as it needs to.

Black bars are clues.

A black bar at the top of a page signals the start of information about a product.

This information is divided into two sections, each signaled by a black bar. Product Information includes a description, additional notes, and dimensional drawings. Specification Information, which always begins at the top of a column, includes a series of steps. Each step represents a decision you need to make in order to complete your product number. Steps must be followed sequentially. The number of pages needed to complete information on a product varies; some will be complete in one page; others may fill three or four pages. Just continue going through the steps until you run into the next product, signaled by the black bar at the top of the page.

Black tabs running along the outside edge of the page help you locate what section you are in or what section you want to go to. You can thumb forwards or backwards to find a section; tabs and text appear on both sides of the page.

The additional pages in the back of the book include the appendices and indices. They are signaled by a long black bar running along the outside edge of the page.

The index is presented two ways.

The first index is in alphabetical order by product name. It can be helpful if you are new to the products and numbering scheme or if you are looking for a type of product, such as work chair or round table.

The second index is by product number. It lists, in alphanumeric order, the base product number, typically a five-digit number.

General Information

This book is effective July 5, 2023, subject to change without notice. Products may be purchased from authorized Herman Miller dealers who will quote prices upon request. For more information about our products and services or to see a list of dealers, visit www.HermanMiller.com.


All prices are list prices. Additional services, such as planning services, design, storage, and installation, are not included and must be added to these prices when the additional services are requested.


Illustrations, specifications, and prices are based on the latest information at the time of publication. The right is reserved to make changes at any time without notice in prices, fabrics, finishes, materials, specifications, and models, and also to discontinue models and finishes.

Dimensions shown in the drawings are engineering drawing dimensions rounded up to the nearest $\frac{1}{8}$ ". Product is shipped set up or knocked down. Products that include "Shipped knocked down" in the description require some assembly. If this statement does not appear in the description, the product is shipped assembled.

Service problems are normally handled by a Herman Miller authorized dealer. Where this cannot be accomplished on a local level, service problems should be referred to the Customer Care Representative for your region, Herman Miller, Inc., Zeeland, Michigan 49464.

20-Day or Less/Assigned Lead-Time Shipments

All products and options in this price book not designated by an Assigned Program icon  will ship in **20 business days or less** after being acknowledged by Herman Miller.

Products and options designated by an  are on the assigned lead-time program and may ship in 20 days, less than 20 days, or more than 20 days from order acknowledgement.

Technology Support

Power and Data Support

Screens

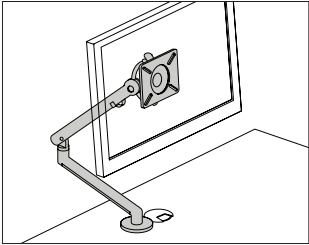
Personal Lighting

Occasional Lighting

Work Tools



Flo® Single-Screen Monitor Arm Y91171 Support



Product Information

Description

This easy to move, slim profile monitor arm assembly supports a single flat panel monitor. It has a 13 1/4" height-adjustment range, a 20 5/8" extension range, and allows the monitor to tilt 40° upward and -40° downward. The arm includes a quick-disconnect feature that allows easy installation and removal of a monitor. It has integrated cable management along the underside of the arm, and a visual indicator that shows the arm's tension setting. The arm meets VESA 75mm and 100mm standards (Video Electronic Standards Association - Mounting Interface Standards). A hex key for adjusting the arm's tension is included.

Notes

Wall mount option (WM) does not include hardware to mount bracket to wall. For Compass™ applications, see wall mount installation instructions.

White finish (OJ) is available only with the surface clamp (CM) option.

Accommodates monitor weights ranging from 7 to 20 lbs.

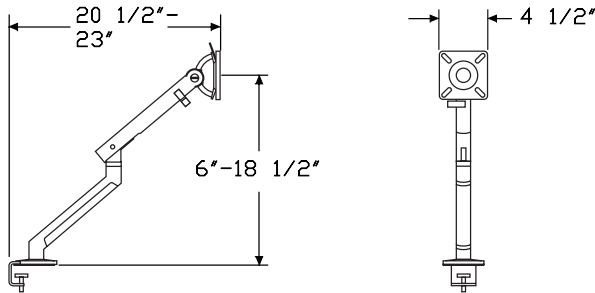
To hold a laptop computer, order Ollin laptop and tablet mount (Y95011.) separately.

Through-surface mount with rotation stop (T1S) option includes 1 bolt for mounting to surfaces up to 1 3/8" thick.

Through-surface mount with rotation stop (T2S) option includes 1 bolt for mounting to surfaces up to 3" thick.

Rail tile mount attachment bracket (RTM) is also compatible with Ethospace® rail tiles.

Dimensions



Specification Information

Step 1.

Y91171.

Step 2. Attachment Bracket

CM	surface clamp
LPC	low profile clamp, up to 1" thick
RTM	rail tile mount (Canvas)
LSR	Layout Studio performance rail A
T1S	through-surface mount with rotation stop, up to 1 3/8" thick
T2S	through-surface mount with rotation stop, up to 3" thick

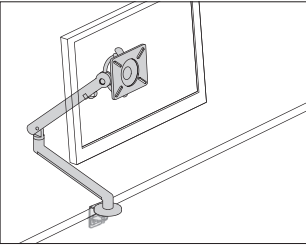
Prices for Steps 1-2.	
Y91171. CM	\$468
LPC	\$468
RTM	\$464
LSR	\$477
T1S	\$502
T2S	\$502

Step 3. Finish	
<i>For surface clamp (CM), through-surface mount with rotation stop, up to 1 3/8" thick (T1S), or through-surface mount with rotation stop, up to 3" thick (T2S)</i>	
OI	silver +\$0
OJ	white +\$0
OH	black +\$0

<i>For Layout Studio performance rail (LSR)</i>	
OI	silver +\$0
OJ	white +\$0

<i>For low profile clamp, up to 1" thick (LPC) or rail tile mount (Canvas) (RTM)</i>	
OI	silver +\$0

Flo® Single Screen Monitor Arm Y91182 Bulk Pack



Product Information

Description

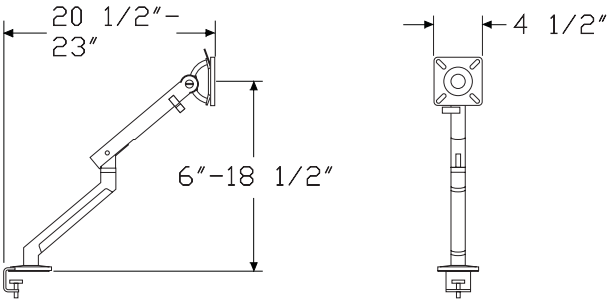
This bulk pack assembly contains 10 Flo® monitor arms (Y92090.) and 10 two-piece clamp mounts (Y92092.) of specified finish. The easy to move, slim profile monitor arm supports a single flat panel monitor. It has a 13 1/4" height-adjustment range, a 20 5/8" extension range, and allows the monitor to tilt 40° upward and -40° downward. The arm includes a quick-disconnect feature that allows easy installation and removal of a monitor. It has integrated cable management along the underside of the arm, and a visual indicator that shows the arm's tension setting. The VESA attachment bracket provides 75mm and 100mm hole patterns. VESA attachment hardware included.

Notes

Monitor arm accommodates monitor weights ranging from 7 to 20 lbs. Bulk pack includes 1 instruction booklet and 1 hex key for adjusting the arm's tension.

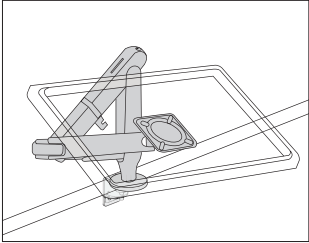
To hold a laptop computer or tablet, order Ollin laptop and tablet mount (Y95011.) separately.

Dimensions

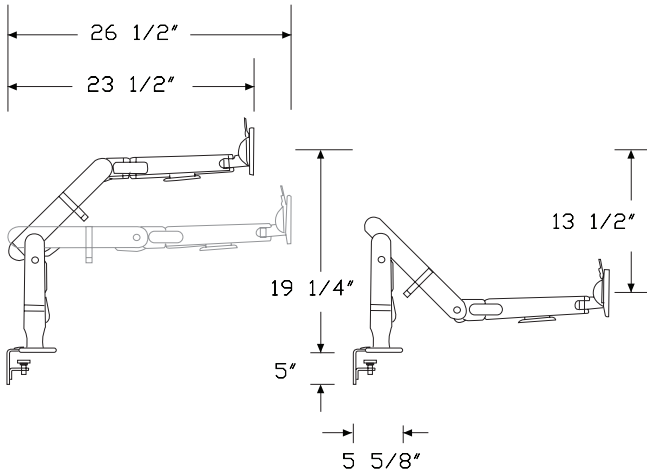


Specification Information		
Step 1.		
Y91182. A		
Step 2. Attachment Bracket		
CM	surface clamp A	
Prices for Steps 1-2.		
Y91182. CM		\$4424
Step 3. Finish		
0I	silver A	+\$0
0J	white	+\$0

Ollin Single-Screen Monitor Arm Y95111 Support



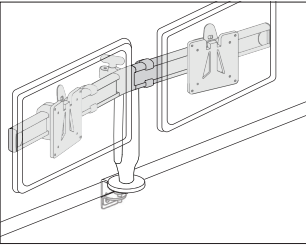
Product Information
Description
This monitor arm utilizes a technical cord which allows it to support monitors weighing up to 20 pounds. The arm provides 14½" of vertical height adjustment, 24" of horizontal extension, and +80/-10° of tilt. A visual indicator shows the arm tension setting, and an integrated cable management system secures cables neatly along the arm. This monitor arm is user adjustable without tools. VESA brackets provide both 75mm and 100mm hole patterns. Bracket attachment hardware included.
Notes
Assembly includes the Ollin single screen monitor arm - arm only (Y95000.) and the specified attachment bracket.
Accommodates monitor weights ranging from 0-20 pounds.
To hold a laptop computer, order Ollin laptop and tablet mount (Y95011.) separately.
White (OJ) finish is available only with surface clamp (CM).
Through-surface mount with rotation stop (T1S) option includes 1 bolt for mounting to surfaces up to 1⅜" thick.
Through-surface mount with rotation stop (T2S) option includes 1 bolt for mounting to surfaces up to 3" thick.
Dimensions



Specification Information				
Step 1.				
Y95111.				
Step 2. Configuration				
1	single			
Step 3. Attachment Bracket				
CM	surface clamp			
LPC	low profile clamp, up to 1" thick			
T1S	through-surface mount with rotation stop, up to 1 ³ / ₈ " thick			
T2S	through-surface mount with rotation stop, up to 3" thick			
Prices for Steps 1-3.				
	CM	LPC	T1S	T2S
Y95111. 1	\$521	521	555	555
Step 4. Finish				
For surface clamp (CM), through-surface mount with rotation stop, up to 1 ³ / ₈ " thick (T1S), or through-surface mount with rotation stop, up to 3" thick (T2S)				
0I	silver			+\$0
0J	white			+\$0
0H	black			+\$20
For low profile clamp, up to 1" thick (LPC)				
0I	silver			+\$0

Ollin Dual Bar

Y95122



Product Information

Description

This dual mount bar attaches 2 monitors to an Ollin® monitor arm. The bar holds 2 monitors from 17" to 27" wide and ranging in weight from 0-8 pounds each. A knob allows for tilting of the monitors and an integrated cable management system secures cables neatly along the bar and arm. This dual mount bar is user adjustable without tools. Monitors attach to arm in a fixed orientation. For individual screen portrait-landscape rotation and tilt, 2 individual Ollin arm assemblies are recommended. VESA brackets and attachment hardware included.

Notes

Specify this dual mount bar to convert an Ollin Single to an Ollin Dual. Order 1 of the following monitor arms separately:

- Ollin single-screen monitor arm support with desired attachment (Y95111.1xxx), or
- Ollin single-screen monitor arm-arm only (Y95000.) with additional desired attachment method.

Order monitor arm clamp separately.

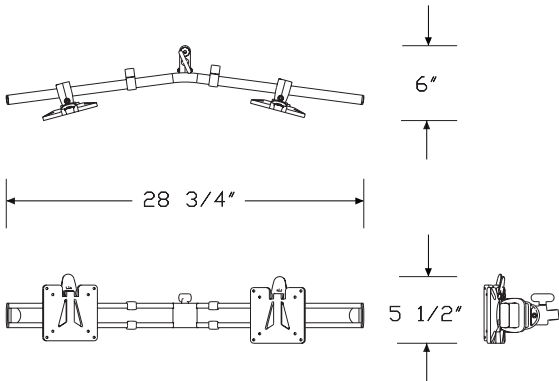
75mm and 100mm VESA compliant. VESA brackets provide both 75mm and 100mm hole patterns.

Through-surface mount (T2) option includes 2 bolts: 1 for mounting to surfaces up to 1 3/8" thick, and 1 for mounting to surfaces up to 2 3/4" thick.

Through-surface mount (T2) option can be grommet mounted. Order cast grommet (Y92050.) separately.

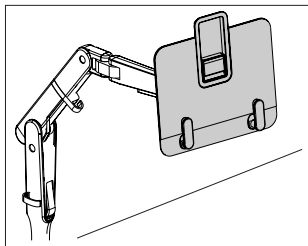
Supports monitors ranging in weight from 0-8 pounds each.

Dimensions



Specification Information		
Step 1.		
Y95122.	A	\$415
Step 2. Finish		
0H	black A	+\$0

Ollin Laptop and Tablet Mount Assembly Y95112



Product Information

Description

This laptop and tablet mount lifts notebook computers and tablets off the work surface at an appropriate work height and attaches to an Ollin® or Flo® monitor arm. For use with Flo monitor arm, this assembly includes a weight plate that provides additional weight required for optimal performance of the arm when the laptop/tablet weighs less than 3.5 lbs. (1.6 kg). Mount attaches to a monitor arm with a 100mm VESA pattern. It supports laptops up to 16" screen size and up to 1" thick. It supports tablets from 9³/₄" to 13" screen size. It can be used in both single- and dual-screen applications. Laptops and tablets are held securely to the mount's anti-slide surface by 2 adjustable ratcheting feet. Retaining feature adds stability to position tablets.

Notes

Mount accommodates device weights up to 6.2 lbs. (2.8 kg).

Mount supports laptops up to 16" screen size and up to 1" thick.

Thickness includes base and lid of laptop combined.

Mount supports tablets from 9³/₄" to 13" screen size.

Requires 100mm VESA plate (provided with the monitor arm).

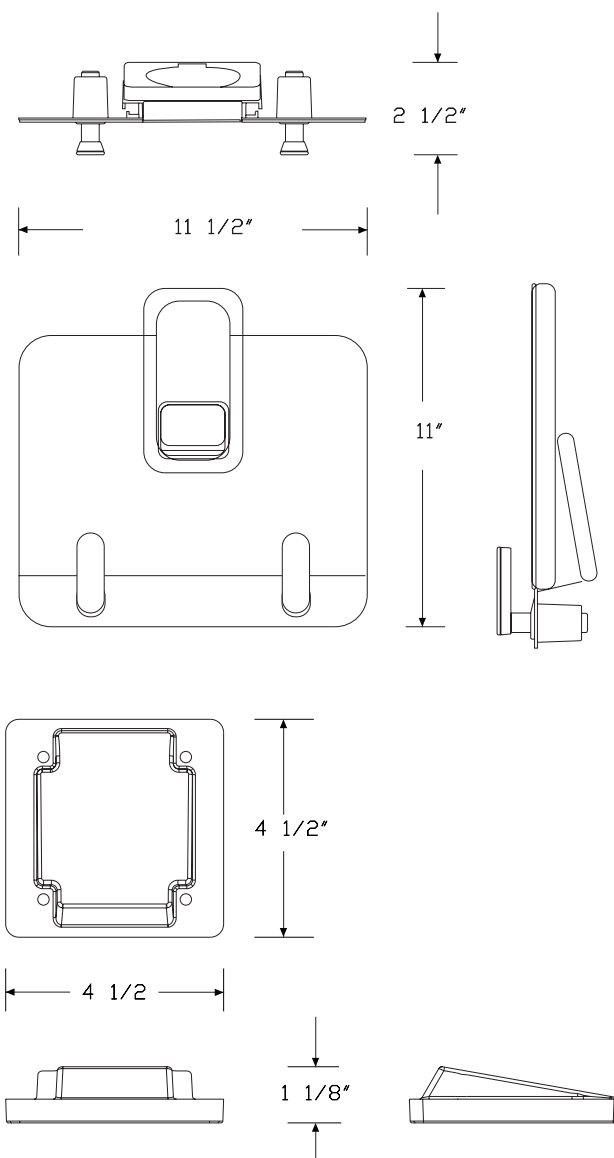
Order 1 of the following monitor arms separately:

- Ollin single-screen monitor arm support (Y95111.)
- Flo single-screen monitor arm support (Y91171.)

For use with Flo monitor arm, this assembly includes a weight plate that provides additional weight required for optimal performance of the arm when the laptop/tablet weighs less than 3.5 lbs. (1.6 kg).

For use with devices 3.5 lbs. (1.6 kg) or greater, weight plate is not required. Order Ollin laptop and tablet mount (Y95011.) instead.

Dimensions



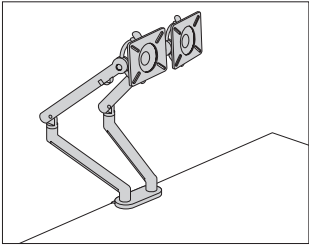
Weight Plate for use with Flo Monitor Arm

Ollin Laptop and Tablet Mount
Assembly *continued*

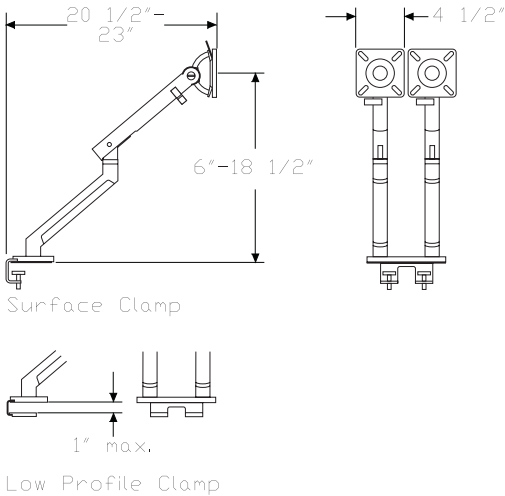
Thrive™ Technology Support

Specification Information		
Step 1.		
Y95112. <input type="text" value="A"/>		
Step 2. Monitor Arm Type		
OL	ollin monitor arm <input type="text" value="A"/>	
FL	flo monitor arm <input type="text" value="A"/>	
Prices for Steps 1-2.		
Y95112. OL		\$164
FL		\$247
Step 3. Finish		
OI	silver <input type="text" value="A"/>	+\$0
OJ	white <input type="text" value="A"/>	+\$0
OH	black <input type="text" value="A"/>	+\$0

Flo® Dual-Screen Monitor Arm - Y91175 Clamp Mount



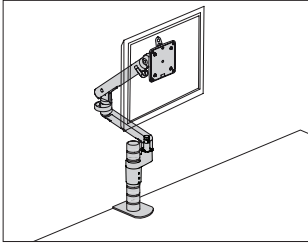
Product Information
Description A variant of the award winning Flo monitor arm, this elegant solution supports 2 monitor screens each weighing up to 20lbs. It has a 13 1/4" height-adjustment range, a 20 5/8" extension range, and allows the monitor to tilt 40° upward and -40° downward. Both arms include a quick-disconnect feature that allows easy installation and removal of a monitor. It has integrated cable management along the underside of the arm, and a visual indicator that shows the arm's tension setting. The VESA attachment plate provides both 75mm and 100mm hole patterns. The clamp is top mounted to speed installation. An allen wrench for adjusting the arm's tension is included. Attachment hardware is included.
Notes Accommodates monitor weights ranging from 7 to 20 lbs. each.
Dimensions



Specification Information
Step 1. Y91175.
Step 2. Attachment Bracket
CM surface clamp mount
LPC low profile clamp, up to 1" thick A
Prices for Steps 1-2.
Y91175. CM \$947
LPC \$947
Step 3. Finish
OI silver +\$0

Flo® Modular Monitor Arm Assembly

Y91180



Product Information

Description

This scalable monitor arm assembly includes a Wishbone® post, 1 or 2 dynamically adjustable Flo® monitor arms, 1 or 2 Flo modular brackets, and an attachment bracket that mounts the assembly to a surface. The Flo monitor arm provides 13¹/₄" of vertical height adjustment, 20⁵/₈" of horizontal extension and +/- 40° of tilt. A visual indicator shows the arm tension setting, and an integrated cable management system secures cables neatly along the underside of the arm. The VESA bracket provides both 75mm and 100mm hole patterns, and hardware is included to attach the VESA brackets to monitors. An installation and tension adjustment tool is included.

Notes

Accommodates monitor weights ranging from 7 to 20 lbs. each.
100mm and 75mm VESA compliant.

Use low profile clamp for work surfaces up to 1" thick.

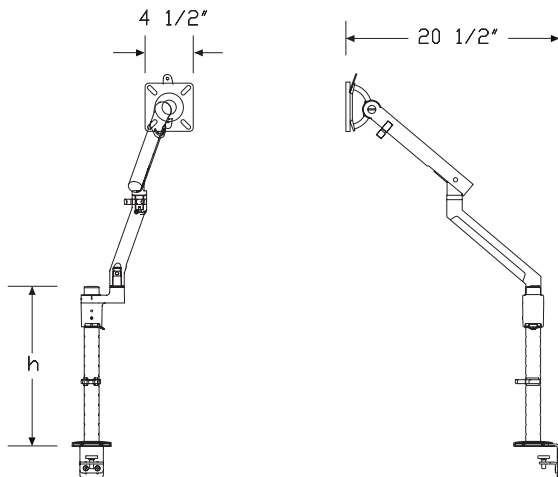
Use Locale® through surface mount for Locale.

For adding additional arms, order both of the following products separately:

- Flo modular bracket-bracket only (Y92103.)
- Flo single screen monitor arm-arm only (Y92090.)

For added stability, specify Wishbone high load clamp (WHC).

Dimensions



Specification Information

Step 1.

Y91180. A

Step 2. Post Height

07 7⁷/₈" high A
15 15³/₄" high A
19 19³/₄" high A

Step 3. Number of Arms

For 7⁷/₈" high (07)

1 1 arm A

For 15³/₄" high (15)

1 1 arm A
2 2 arms A

For 19³/₄" high (19)

1 1 arm A
2 2 arms A

Step 4. Attachment Bracket

NN no attachment bracket A
T2 through-surface mount, up to 2³/₄" thick A
CM surface clamp mount A
LPC low profile clamp, up to 1" thick A
LOC Locale® through surface mount A
GR grommet mount A
WHC high load clamp mount for Wishbone® post A
LSR Layout Studio performance rail A

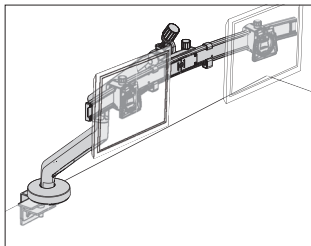
Prices for Steps 1-4.

		NN	T2	CM	LPC	LOC	GR		
Y91180.	07 1	\$558	595	645	645	590	692		
	15 1	\$588	625	675	675	620	722		
	2	\$1048	1085	1135	1135	1080	1182		
	19 1	\$594	631	681	681	626	728		
	2	\$1054	1091	1141	1141	1086	1188		
								WHC	LSR
Y91180.	07 1					\$691	656		
	15 1					\$721	686		
	2					\$1181	1146		
	19 1					\$727	692		
	2					\$1187	1152		

Flo® Modular Monitor Arm
Assembly *continued*

Step 5. Finish		
01	silver <input type="checkbox"/> A	+\$0

Flo® X Monitor Arm - Assembly Y91195



Thrive™ Technology Support

Product Information

Description

Flo® X is the latest evolution of high-load monitor support from Colebrook Bosson Saunders, capable of holding heavy and large screens, including curved monitors, as well as dual and triple monitors. Its dual spring technology accommodates heavy monitors and can be configured for a lower weight range (down to 7 lbs./3 kg), if required. A visual indicator shows the arm's tension setting, saving time for multiple installations. An integrated cable management system secures cables neatly along the underside of the arm. Hex key for installing and tensioning the monitor arm is included.

Flo X single configuration supports monitors up to 40 lbs. (18 kg) and offers up to 24.09" (612 mm) of horizontal extension, 21.14" (537 mm) of vertical reach and +30°/-10° of monitor tilt. Single configuration also offers portrait-to-landscape screen adjustment.

Flo X dual configuration holds 2 monitors up to 32" and offers up to 27.91" (709 mm) of horizontal extension, 20.83" (529 mm) of vertical reach and +20°/-5° of monitor tilt.

Flo X triple configuration holds 3 monitors up to 27" and offers up to 31.06" (789 mm) of horizontal extension, 20.83" (529 mm) of vertical reach and +20°/-5° of monitor tilt.

Notes

Multi-mount handle (HL) option is highly recommended for use with dual and triple configurations to facilitate easy movement of monitors.

75 mm and 100 mm VESA compliant.

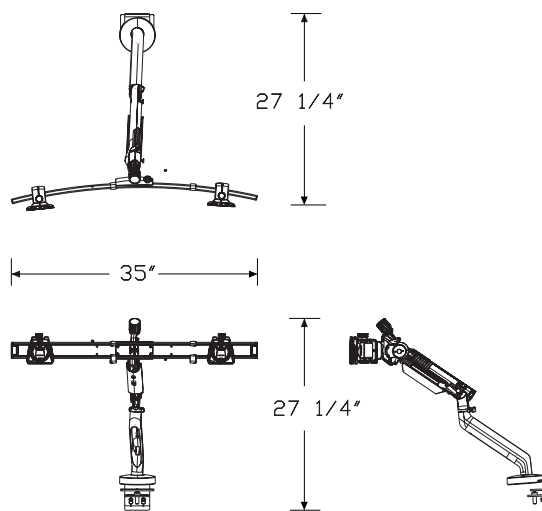
For single screen configuration (Y91195.1), monitor weight range is 7-40 lbs. (3-18 kg).

For dual screen configuration (Y91195.2), monitor weight range is 2-18 lbs. (1-8 kg) per screen.

For triple screen configuration (Y91195.3), monitor weight range is 2-11 lbs. (1-5 kg) per screen.

For total mounted load below 20 lbs. (9 kg), arm should be configured to single-spring mode.

Dimensions

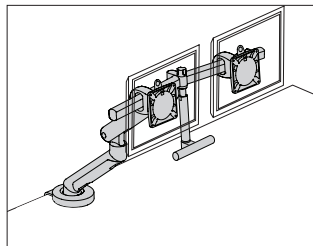


Flo® X Monitor Arm - Assembly

continued

Specification Information		
Step 1.		
Y91195. <input type="text" value="A"/>		
Step 2. Configuration		
1	1 monitor <input type="text" value="A"/>	
2	2 monitors <input type="text" value="A"/>	
3	3 monitors <input type="text" value="A"/>	
Step 3. Handle Option		
For 1 monitor (1)		
NN	no handle <input type="text" value="A"/>	
For 2 monitors (2) or 3 monitors (3)		
HL	with handle <input type="text" value="A"/>	
NN	no handle <input type="text" value="A"/>	
Step 4. Attachment Bracket		
CM	clamp mount <input type="text" value="A"/>	
Prices for Steps 1-4.		
		CM
Y91195. 1	NN	\$723
2	HL	\$1043
	NN	\$932
3	HL	\$1217
	NN	\$1106
Step 5. Finish		
OI	silver <input type="text" value="A"/>	+\$0
OH	black <input type="text" value="A"/>	+\$0

Flo® Plus Monitor Arm Assembly Y91174



Product Information

Description

This heavy duty version of the award-winning Flo® monitor arm is available in either single or dual monitor configuration. Flo Plus single configuration supports monitors ranging in weight from 20 to 33 pounds, offers up to 22¹/₄" of horizontal extension, 13" of vertical adjustability and +52°/-6° of monitor tilt. Flo Plus dual configuration supports monitor load from 20 to 40 pounds in total, offers up to 25³/₄" of horizontal extension, 12³/₈" of vertical adjustability and +35°/-36° of monitor tilt. A visual indicator shows the arm's tension setting, and an integrated cable management system secures cables neatly along the underside of the arm. The VESA bracket provides both 75mm and 100mm hole patterns.

The single assembly features a tilt action and portrait-to-landscape rotation, each with adjustable friction. The recommended monitor size for single configuration is 43" maximum diagonal screen size.

The dual assembly supports monitors of maximum 22" width, approximately 24" diagonal screen size. Each monitor arm has an independent tilt feature that minimizes glare.

Notes

75mm and 100mm VESA compliant.

Allen wrench for installing and tensioning the monitor arms included.

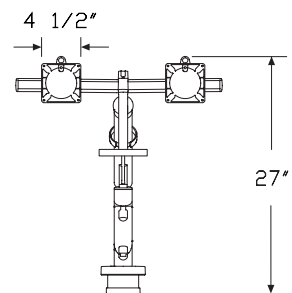
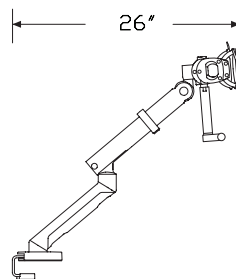
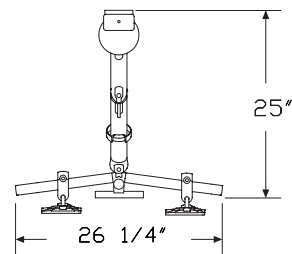
Flo Plus head for single configuration comes in black finish only.

Hardware to attach VESA brackets to monitors included.

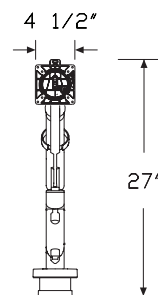
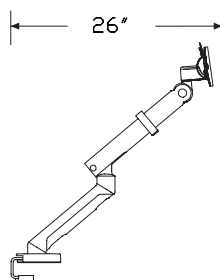
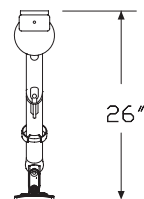
Monitor weight range for Flo Plus, single (Y91174.1) is 20-33 pounds.

Monitor weight range for Flo Plus, dual (Y91174.2) is 20-40 pounds in total for both monitors.

Dimensions



Dual



Single

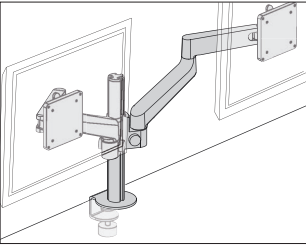
Flo® Plus Monitor Arm Assembly

continued

Specification Information		
Step 1.		
Y91174. A		
Step 2. Configuration		
1	flo plus, single A	
2	flo plus, dual	
Step 3. Attachment Method		
CM	clamp mount	
Prices for Steps 1-3.		
		CM
Y91174. 1		\$745
2		\$991
Step 4. Finish		
0I	silver	+\$0

Lima Monitor Arm Assembly

Y97211



Product Information

Description

This monitor arm assembly includes a 12³/₄" post with integrated clamp attachment, and 1 or 2 adjustable Lima monitor arms. The Lima arm provides 8" of push button vertical height adjustment, 18" of horizontal extension and +80°/-10° of tilt. An integrated 3-point cable management system secures cables along the underside of the arm. The VESA bracket provides both 75mm and 100mm hole patterns, and hardware is included to attach the VESA brackets to monitors.

Notes

Accommodates monitor weights up to 14 pounds each.
Maximum diagonal screen size width in dual monitor setup is 27".
Integrated post clamp attachment has thumbscrew adjustment.

For adding up to 1 additional arm (for a total of 2 arms), order the following product separately:

- Lima expansion monitor arm-arm only (Y97212.)

Finish for post is predetermined by arm finish choice:

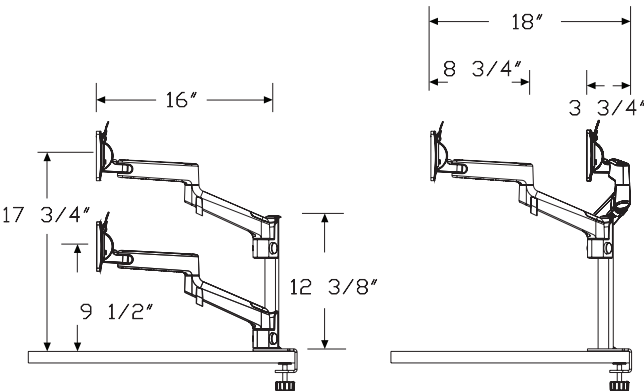
Arm Finish—Post Finish

Silver (0I)—Silver post and clamp

White (0J)—Silver post and clamp

Black (0H)—Black post and clamp

Dimensions



Specification Information

Step 1.

Y97211. A

Step 2. Post Type

L lima post with integrated clamp A

Step 3. Number of Arms

1 1 arm A

2 2 arms A

Step 4. Attachment Bracket

LC clamp mount lima post A

Prices for Steps 1-4.

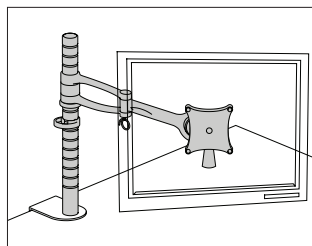
			LC
Y97211. L	1		\$311
	2		\$509

Step 5. Finish

0H	black A	+\$0
0I	silver A	+\$0
0J	white A	+\$0

Wishbone® Single-Screen Monitor Arm Assembly

Y91011



Product Information

Description

This monitor arm assembly supports a single flat panel monitor and includes a 15³/₄" post, monitor arm, and attachment bracket for a variety of mounting options. The Wishbone® post option includes a monitor arm location ring, a cable management clip, and an extension stud. The monitor arm has a quick release monitor attachment, and allows the monitor to be positioned as landscape or portrait. It has 100° vertical tilt, and 180° horizontal movement. Attachment hardware included.

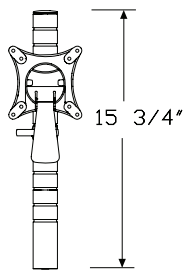
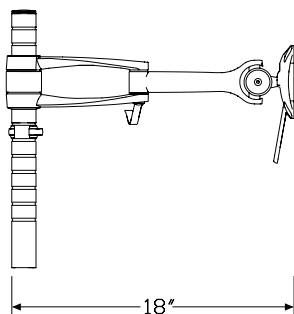
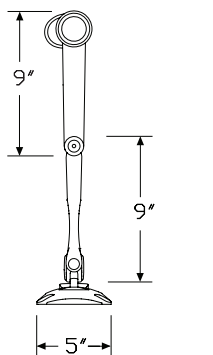
Notes

Maximum monitor weight is 26 lbs.

Grommet mount option (GR) accommodates surfaces up to 1¹/₂" thick. Clamp mount options accommodate surfaces between 1/2" and 2⁵/₈" thick.

This product was designed by Colebrook Bosson Saunders Products Ltd.

Dimensions



Specification Information

Step 1.

Y91011.

Step 2. Post Type

W wishbone post

Step 3. Attachment Bracket

For wishbone post (W)

NN no attachment bracket

GR grommet mount

WC clamp mount for wishbone post

T1 through-surface mount, up to 1³/₈" thick

T2 through-surface mount, up to 2³/₄" thick

LOC Locale® through surface mount ☐

LSR Layout Studio performance rail ☐

Prices for Steps 1-3.

	NN	GR	WC	T1	T2	LOC
Y91011. W	\$482	616	569	512	519	514

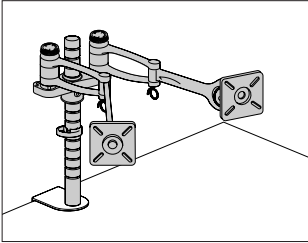
LSR

Y91011. W \$580

Step 4. Finish

OI silver +\$0

Wishbone® Dual-Screen Monitor Arm Assembly Y91012



Product Information

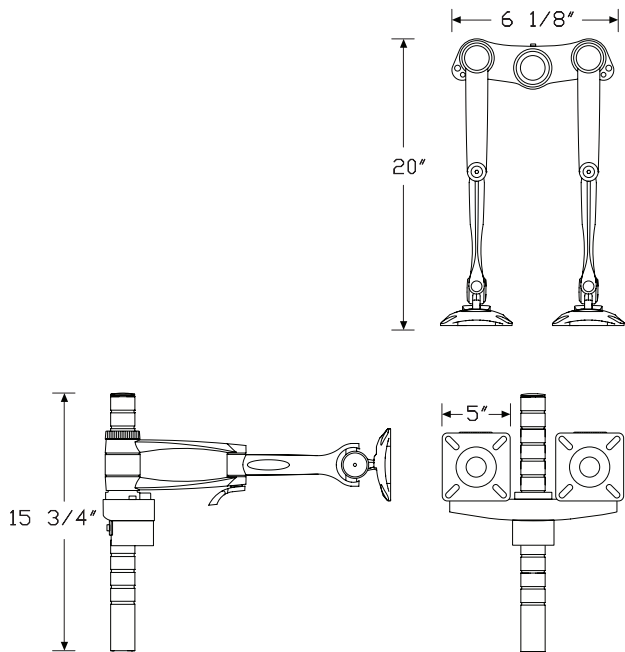
Description

This monitor arm assembly supports 2 flat panel monitors and includes a 15¾" post, 2 monitor arms with back-to-back post bracket, and an attachment bracket for a variety of mounting options. The Wishbone® post option includes a monitor arm location ring, a cable management clip, and an extension stud. The monitor arms have a quick release monitor attachment, and allow the monitors to be positioned as landscape or portrait. They have 100° vertical tilt, and 180° horizontal movement.

Notes

Maximum monitor weight is 26 lbs. per monitor arm.
Grommet mount option (GR) accommodates surfaces up to 1½" thick.
Clamp mount options accommodate surfaces between ½" and 2⅝" thick.
This product was designed by Colebrook Bosson Saunders Products Ltd.

Dimensions



Specification Information

Step 1.

Y91012.

Step 2. Post Type

W wishbone post

Step 3. Attachment Bracket

For wishbone post (W)

NN no attachment bracket
GR grommet mount
WC clamp mount for wishbone post
T1 through-surface mount, up to 1⅜" thick
T2 through-surface mount, up to 2¾" thick
LOC Locale® through surface mount ☐
LSR Layout Studio performance rail ☐

Prices for Steps 1-3.

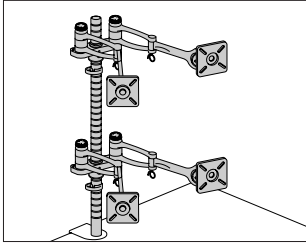
	NN	GR	WC	T1	T2	LOC
Y91012. W	\$973	1107	1060	1003	1010	1005

	LSR
Y91012. W	\$1071

Step 4. Finish

01 silver +\$0

Wishbone® Quad-Screen Monitor Y91015 Arm Assembly



Product Information

Description

This monitor arm assembly with post(s) supports 4 flat panel monitors on 4 monitor arms with 2 back-to-back post brackets. The wishbone post option includes 2 15³/₄" posts, a location ring, a cable management clip, and an extension stud. The monitor arms have a quick release monitor attachment, and allow the monitors to be positioned as landscape or portrait. They have 100° vertical tilt, and 180° horizontal movement.

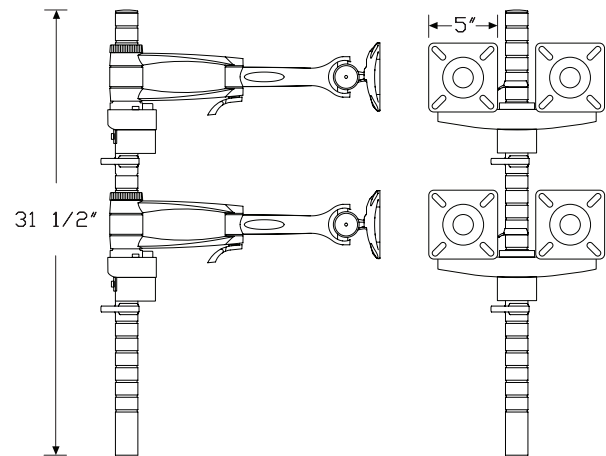
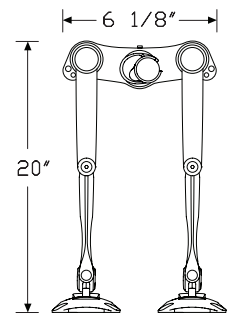
Notes

Maximum monitor weight is 26 lbs. per monitor arm. When attaching to a Layout Studio® performance rail (LSR), maximum monitor weight is 15 lbs. per monitor arm.

Grommet mount option (GR) accommodates surfaces up to 1¹/₂" thick. Clamp mount options accommodate surfaces between 1/2" and 2⁵/₈" thick.

This product was designed by Colebrook Bosson Saunders Products Ltd.

Dimensions

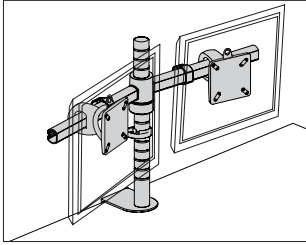


Wishbone® Quad-Screen Monitor Arm Assembly *continued*

Thrive™ Technology Support

Specification Information						
Step 1.						
Y91015.						
Step 2. Post Type						
W	wishbone post					
Step 3. Attachment Bracket						
NN	no attachment bracket					
GR	grommet mount					
WHC	high load clamp mount for Wishbone® post					
T1	through-surface mount, up to 1 ³ / ₈ " thick					
T2	through-surface mount, up to 2 ³ / ₄ " thick					
LSR	Layout Studio performance rail					
Prices for Steps 1-3.						
	NN	GR	WHC	T1	T2	LSR
Y91015. W	\$1946	2080	2079	1976	1983	2044
Step 4. Finish						
01	silver					+\$0

Wishbone® Dual Bar Monitor Arm Y91016 Assembly



Product Information

Description

This monitor arm assembly supports 2 or 4 monitors and comes with Wishbone® post(s), Wishbone dual bar(s), and the specified attachment bracket. It includes a dual bar location ring, a cable management clip, and an extension stud. Each dual bar has 2 quick release monitor attachments, and allows the monitors to be positioned as landscape or portrait.

Notes

The two monitors supported option (1) contains 1 Wishbone dual bar and 1 15³/₄" Wishbone post.

The two monitors supported option (2) contains 1 Wishbone dual bar and 1 19" Wishbone post.

The four monitors supported option (4) contains 2 Wishbone dual bars and 2 15³/₄" Wishbone posts.

Monitors are fixed at the desired height on the post attached at the back of the workstation.

Maximum monitor weight is 52 pounds per dual bar (26 pounds for each monitor).

Grommet mount option (GR) accommodates surfaces up to 1¹/₂" thick. Clamp mount options (WC, WHC) accommodate surfaces between 1¹/₂" and 2⁵/₈" thick.

Each Wishbone dual bar accommodates 2 monitors up to 24" wide each.

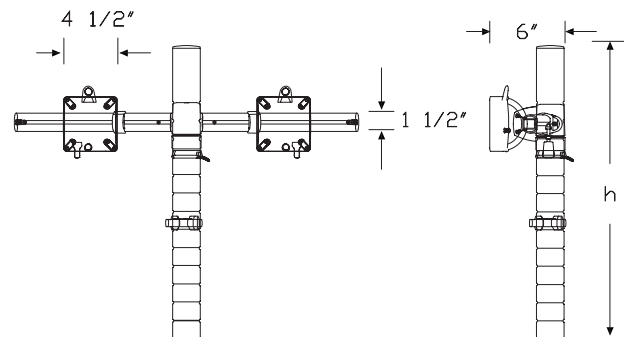
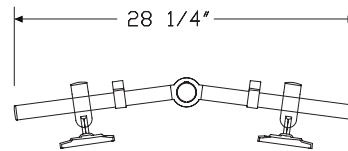
To support 4 monitors, specify Wishbone high load clamp (WHC) for the most support.

For extra support for the work surface, when specifying through-surface mounting brackets (T1 or T2), order spreader plate (Y92056.) separately.

For applications with 4 monitors, the Wishbone high load clamp should be used.

This product was designed by Colebrook Bosson Saunders Products Ltd.

Dimensions



Wishbone® Dual Bar Monitor Arm
Assembly *continued*

Specification Information

Step 1.

Y91016. ☐

Step 2. Number of Monitors

- 1 two monitors supported - one Wishbone® dual bar 15³/₄" post ☐
- 2 two monitors supported - one Wishbone® dual bar 19" post ☐
- 4 four monitors supported - two Wishbone® dual bars 15³/₄" post ☐

Step 3. Attachment Bracket

For two monitors supported - one Wishbone® dual bar 15³/₄" post (1)
or two monitors supported - one Wishbone® dual bar 19" post (2)

- NN no attachment bracket ☐
- GR grommet mount ☐
- WC clamp mount for wishbone post ☐
- WHC high load clamp mount for Wishbone® post ☐
- T1 through-surface mount, up to 1³/₈" thick ☐
- T2 through-surface mount, up to 2³/₄" thick ☐
- LSR Layout Studio performance rail ☐

For four monitors supported - two Wishbone® dual bars 15³/₄" post (4)

- WHC high load clamp mount for Wishbone® post ☐

Prices for Steps 1-3.

	NN	GR	WC	WHC	T1	T2
Y91016. 1	\$645	779	732	778	675	682
2	\$651	785	738	784	681	688
4	—	—	—	\$1423	—	—
	LSR					
Y91016. 1						\$743
2						\$749

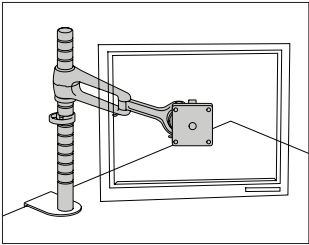
Step 4. Finish

01 silver ☐ +\$0

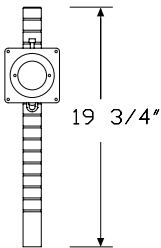
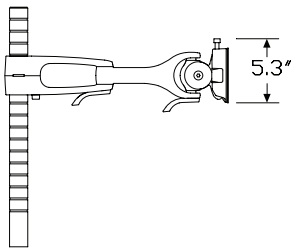
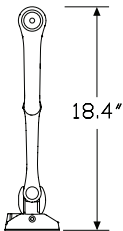
Wishbone® Plus Single-Screen

Y91021

Monitor Arm Assembly



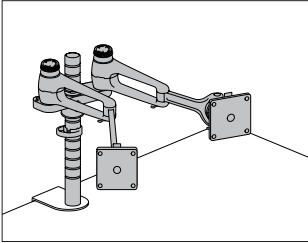
Product Information
Description
This monitor arm assembly supports a single flat panel monitor and includes a 19 ³ / ₄ " post, monitor arm, and attachment bracket for a variety of mounting options. The wishbone post option includes a monitor arm location ring, a cable management clip, and an extension stud. The monitor arm has a quick release monitor attachment, and allows the monitor to be positioned as landscape or portrait. It has 80° vertical tilt.
Notes
Maximum monitor weight is 52 lbs.
Grommet mount option (GR) accommodates surfaces up to 1 ¹ / ₂ " thick.
Clamp mount options accommodate surfaces between 1/2" and 2 ⁵ / ₈ " thick.
This product was designed by Colebrook Bosson Saunders Products Ltd.
Dimensions



Specification Information
Step 1.
Y91021.
Step 2. Post Type
W wishbone post
Step 3. Attachment Bracket
For wishbone post (W)
NN no attachment bracket
GR grommet mount
WC clamp mount for wishbone post
T1 through-surface mount, up to 1 ³ / ₈ " thick
T2 through-surface mount, up to 2 ³ / ₄ " thick
LOC Locale® through surface mount A
Prices for Steps 1-3.
Y91021. W
Step 4. Finish
OI silver

Wishbone® Plus Dual-Screen Monitor Arm Assembly

Y91022



Product Information

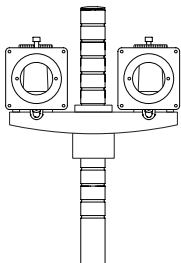
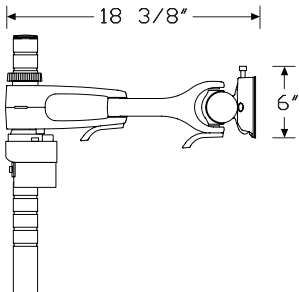
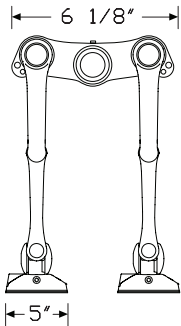
Description

This monitor arm assembly supports 2 flat panel monitors and includes a 19³/₄" post, 2 monitor arms with back-to-back post bracket, and an attachment bracket for a variety of mounting options. The Wishbone® post option includes a monitor arm location ring, a cable management clip, and an extension stud. The monitor arms have a quick release monitor attachment, and allow the monitors to be positioned as landscape or portrait. They have 80° vertical tilt.

Notes

Maximum monitor weight is 52 lbs. per monitor arm.
Grommet mount option (GR) accommodates surfaces up to 1¹/₂" thick.
Clamp mount options accommodate surfaces between 1¹/₂" and 2⁵/₈" thick.
This product was designed by Colebrook Bosson Saunders Products Ltd.

Dimensions



Specification Information

Step 1.

Y91022.

Step 2. Post Type

W wishbone post

Step 3. Attachment Bracket

For wishbone post (W)

NN no attachment bracket
GR grommet mount
WC clamp mount for wishbone post
T1 through-surface mount, up to 1³/₈" thick
T2 through-surface mount, up to 2³/₄" thick
LOC Locale® through surface mount A

Prices for Steps 1-3.

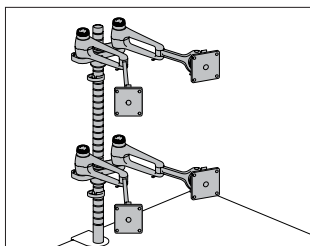
	NN	GR	WC	T1	T2	LOC
Y91022. W	\$1115	1249	1202	1145	1152	1154

Step 4. Finish

01 silver +\$0

Wishbone® Plus Quad-Screen Monitor Arm Assembly

Y91025



Product Information

Description

This monitor arm assembly with post(s) supports 4 flat panel monitors on 4 monitor arms with 2 back-to-back post brackets. The wishbone post option includes 2 15³/₄" posts, a location ring, a cable management clip, and an extension stud. The monitor arms have a quick release monitor attachment, and allow the monitors to be positioned as landscape or portrait. They have 80° vertical tilt.

Notes

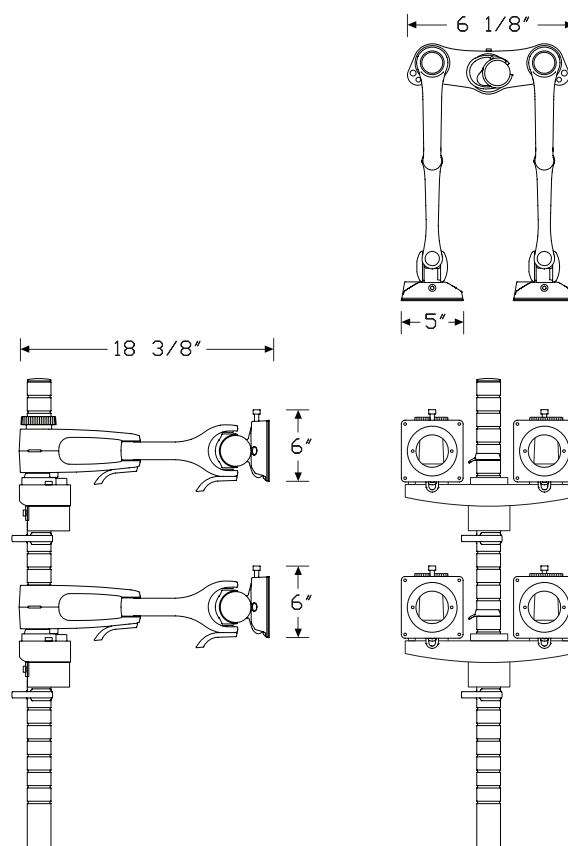
Maximum monitor weight is 52 lbs. per monitor arm.

Grommet mount option (GR) accommodates surfaces up to 1¹/₂" thick.

Clamp mount options accommodate surfaces between 1/2" and 2⁵/₈" thick.

This product was designed by Colebrook Bosson Saunders Products Ltd.

Dimensions




Thrive™ Technology Support

Wishbone® Plus Quad-Screen
Monitor Arm Assembly *continued*

Thrive™ Technology Support

Specification Information					
Step 1.					
Y91025.					
Step 2. Post Type					
W	wishbone post				
Step 3. Attachment Bracket					
NN	no attachment bracket				
GR	grommet mount				
WHC	high load clamp mount for Wishbone® post				
T1	through-surface mount, up to 1 3⁄8" thick				
T2	through-surface mount, up to 2 3⁄4" thick				
Prices for Steps 1-3.					
	NN	GR	WHC	T1	T2
Y91025. W	\$2218	2352	2351	2248	2255
Step 4. Finish					
01	silver				+\$0

Flo® Single Screen Monitor Arm - Y92090 Arm Only



Product Information

Description

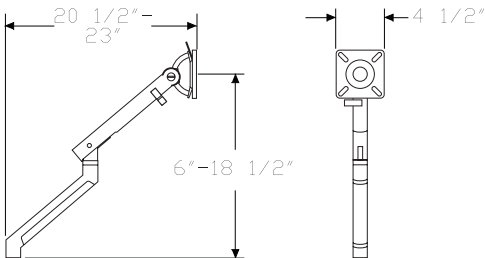
This easy to move, slim profile monitor arm supports a single flat panel monitor. It has a 13 1/4" height-adjustment range, a 20 5/8" extension range, and allows the monitor to tilt 40° upward and -40° downward. The arm includes a quick-disconnect feature that allows easy installation and removal of a monitor. It has integrated cable management along the underside of the arm, and a visual indicator that shows the arm's tension setting. The VESA attachment bracket provides 75mm and 100mm hole patterns. An allen wrench for adjusting the arm's tension is included. Attachment hardware included.

Notes

Accommodates monitor weights ranging from 7 to 20 lbs.
 Order the following products separately:

- Laptop mount (Y91177.)
- Flo Two-Piece Clamp Mount (Y92092.)
- Flo Through Mount (Y92094.)
- Flo Resolve Pole Mount (Y92095.)

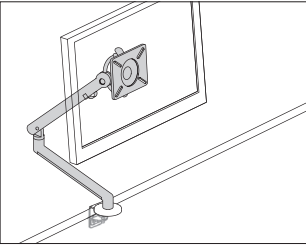
Dimensions



Specification Information		
Step 1.		
Y92090.		\$380
Step 2. Finish		
0I	silver	+\$0
0J	white	+\$0
0H	black	+\$0

Thrive™ Technology Support

Flo® Single Screen Monitor Arm Y92120
Bulk Pack - Arms Only



Product Information

Description

This bulk pack contains 10 individual Flo® monitor arms (Y92090.) of specified finish. The easy to move, slim profile monitor arm supports a single flat panel monitor. It has a 13¹/₄" height-adjustment range, a 20⁵/₈" extension range, and allows the monitor to tilt 40° upward and -40° downward. The arm includes a quick-disconnect feature that allows easy installation and removal of a monitor. It has integrated cable management along the underside of the arm, and a visual indicator that shows the arm's tension setting. The VESA attachment bracket provides 75mm and 100mm hole patterns. VESA attachment hardware included.

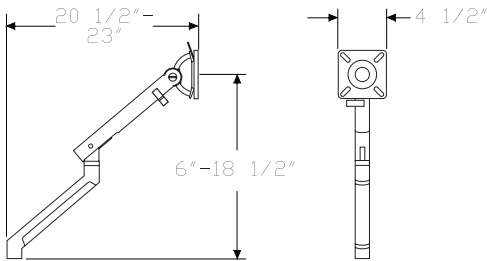
Notes

Monitor arm accommodates monitor weights ranging from 7 to 20 lbs. Bulk pack includes 1 instruction booklet and 1 hex key for adjusting the arm's tension.

Order the desired attachment bracket separately.

To hold a laptop computer or tablet, order Ollin laptop and tablet mount (Y95011.) separately.

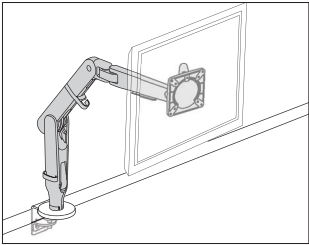
Dimensions



Specification Information		
Step 1.		
Y92120.	A	\$3544
Step 2. Finish		
0I	silver A	+\$0
0J	white	+\$0

Ollin Single Screen Monitor Arm - Y95000

Arm Only



Product Information

Description

This monitor arm utilizes a technical cord which allows it to support monitors weighing up to 20 pounds. The arm provides 14½" of vertical height adjustment, 24" of horizontal extension, and +80/-10° of tilt. A visual indicator shows the arm tension setting, and an integrated cable management system secures cables neatly along the arm. This monitor arm is user adjustable without tools. VESA brackets provide both 75mm and 100mm hole patterns. Bracket attachment hardware included.

Notes

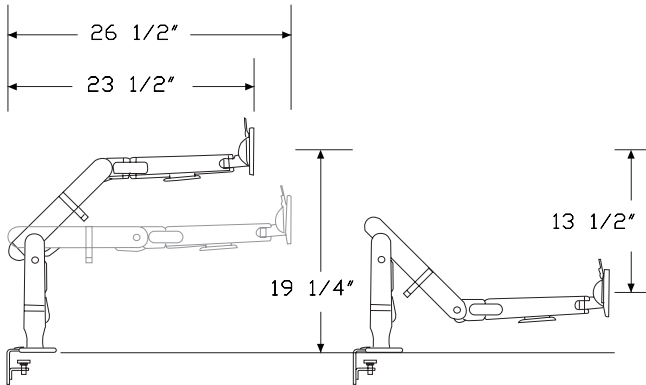
Accommodates monitor weights ranging from 0-20 pounds.

Order monitor arm clamp separately.

- Flo two-piece clamp mount (Y92092.)
- Flo through mount (Y92094.)

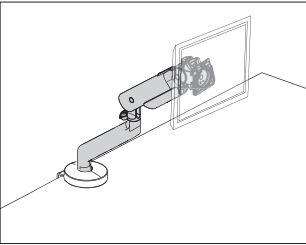
To hold a laptop computer, order laptop mount (Y91177.) separately.

Dimensions



Specification Information		
Step 1.		
Y95000.	A	\$433
Step 2. Finish		
0I	silver	+\$0
0J	white	+\$0
0H	black	+\$20
	A	

Flo® X Monitor Arm - Arm Only Y98000



Product Information

Description

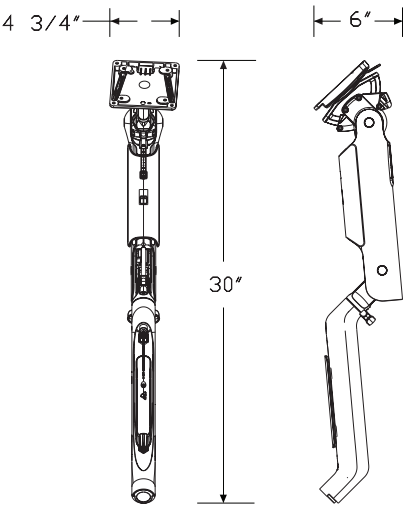
Flo® X is the latest evolution of high-load monitor support from Colebrook Bosson Saunders, capable of holding heavy and large screens, including curved monitors. Its dual spring technology accommodates heavy monitors and can be configured for a lower weight range (down to 7 lbs./3 kg), if required. A visual indicator shows the arm's tension setting, saving time for multiple installations. An integrated cable management system secures cables neatly along the underside of the arm. Hex key for installing and tensioning the monitor arm is included.

Flo X monitor arm supports one monitor up to 40 lbs. (18 kg) and offers up to 24.09" (612 mm) of horizontal extension, 21.14" (537 mm) of vertical reach, +30°/-10° of monitor tilt and portrait-to-landscape screen adjustment.

Notes

75 mm and 100 mm VESA compliant.
Supports monitors ranging in weight from 7-40 lbs. (3-18 kg).
Order Flo X two-piece clamp mount (Y98005.) separately.

Dimensions



Specification Information

Step 1.

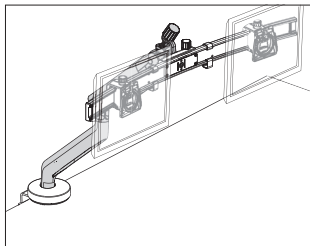
Y98000. ☐ A \$620

Step 2. Finish

0I silver ☐ A +\$0

0H black ☐ A +\$0

Flo® X Multi Mount Monitor Arm - Y98001 Arm Only



Product Information

Description

Flo® X Multi Mount Monitor Arm is the latest evolution of high-load monitor support from Colebrook Bosson Saunders, capable of dual screen mounting using Flo X Dual Mount Bar, and triple screen mounting with the addition of Flo X Triple Mount Kit. Its dual spring technology accommodates heavy monitors and can be configured for a lower weight range (down to 7 lbs./3 kg), if required. Screw-controlled D-ring tilt offers adjustment of complete mounted monitor installation. A visual indicator shows the arm's tension setting, saving time for multiple installations. An integrated cable management system secures cables neatly along the underside of the arm. Hex key for installing and tensioning the monitor arm is included.

Flo X dual configuration holds 2 monitors up to 32" and offers up to 27.91" (709 mm) of horizontal extension, 20.83" (529 mm) of vertical reach and +20°/-5° of monitor tilt.

Flo X triple configuration holds 3 monitors up to 27" and offers up to 31.06" (789 mm) of horizontal extension, 20.83" (529 mm) of vertical reach and +20°/-5° of monitor tilt.

Notes

75 mm and 100 mm VESA compliant.

For dual screen configuration, monitor weight range is 2-18 lbs. (1-8 kg) per screen.

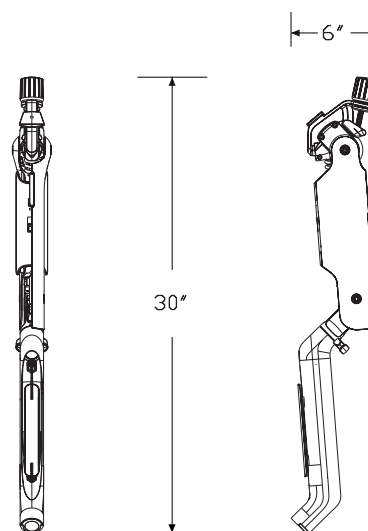
For triple screen configuration, monitor weight range is 2-11 lbs. (1-5 kg) per screen.

For total mounted load below 20 lbs. (9 kg), arm should be configured to single-spring mode.

Order the following products separately:

- Flo X dual mount bar (Y98002.)
- Flo X triple bar extension kit (Y98003.)
- Flo X two-piece clamp mount (Y98005.)

Dimensions



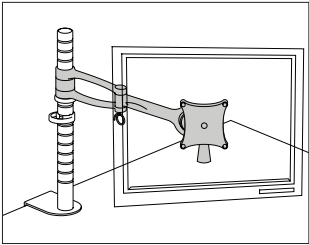
Flo® X Multi Mount Monitor Arm -
Arm Only *continued*

Thrive™ Technology Support

Specification Information		
Step 1.		
Y98001.	<input type="checkbox"/> A	\$558
Step 2. Finish		
0I	silver <input type="checkbox"/> A	+\$0
0H	black <input type="checkbox"/> A	+\$0

Wishbone® Monitor Arm

Y92000



Product Information

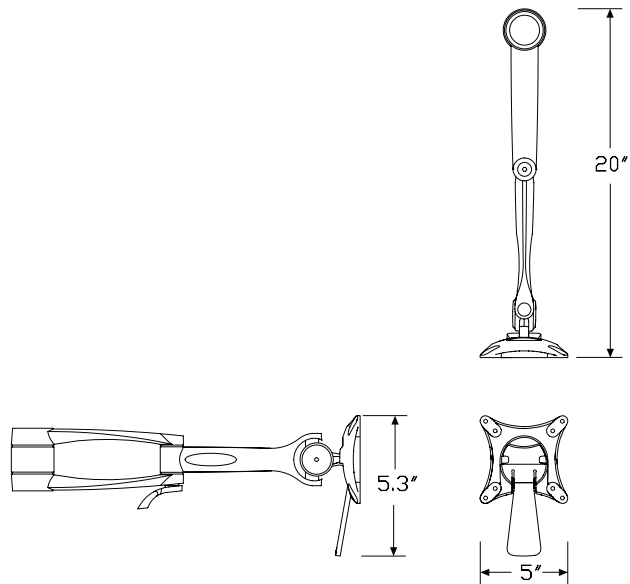
Description

Notes

Dimensions

This monitor arm can be used to create a new assembly, or can be added to an existing assembly to support an additional flat panel monitor. It has a quick release monitor attachment, and allows the monitor to be positioned as landscape or portrait. It has 100° vertical tilt, and 180° horizontal movement. To create a monitor arm assembly, monitor arm post and post attachment bracket must be specified separately.

Maximum monitor weight is 26 lbs.
For a single or double monitor arm assembly, specify 1 15³/₄" wishbone post. For a quad monitor arm assembly, specify 2 15³/₄" wishbone posts.
When attaching 2 monitor arms to a post, specify enhanced back-to-back post bracket (Y92009.) separately.
This product was designed by Colebrook Bosson Saunders Products Ltd.

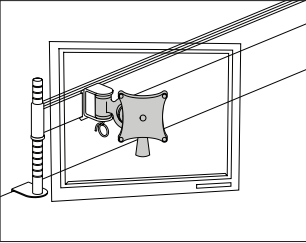


Specification Information		
Step 1.		
Y92000.		\$354
Step 2. Finish		
01	silver	+\$0

Thrive™ Technology Support

Wishbone® C-Post with Quick Release

Y92026



Product Information

Description

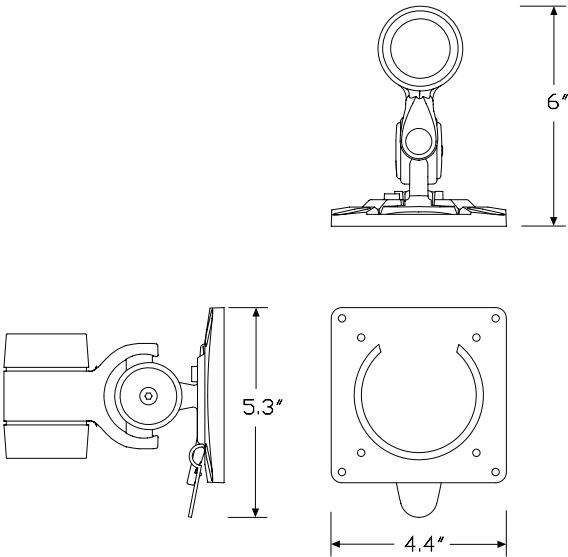
This monitor c-post can be used to create a new assembly, or can be added to an existing assembly to support and additional flat panel monitor. It has a quick-release monitor attachment, and allows the monitor to be positioned as landscape or portrait. Toolbar attachment bracket must be specified separately.

Notes

Maximum monitor weight is 26 lbs.
When attaching 2 c-posts to a post, specify enhanced back-to-back post bracket (Y92009.) separately.
This product was designed by Colebrook Bosson Saunders Products Ltd.

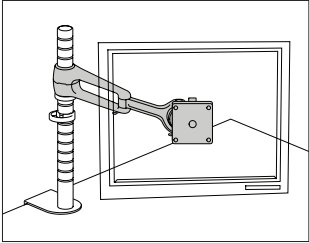
Dimensions

Specification Information		
Step 1.		
Y92026.	A	\$268
Step 2. Finish		
01	silver A	+\$0



Wishbone® Plus Monitor Arm

Y92007



Product Information

Description

Notes

Dimensions

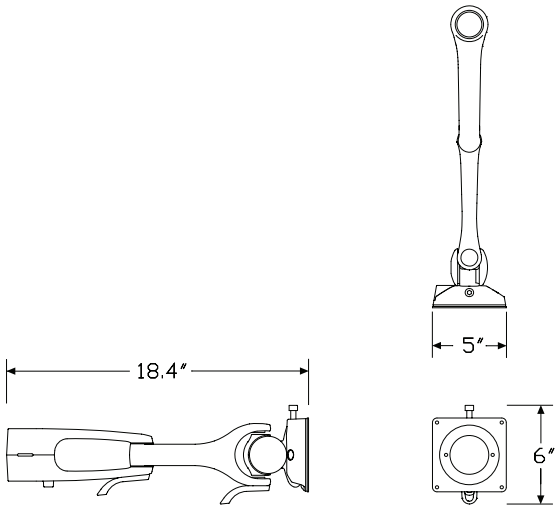
This monitor arm can be used to create a new assembly, or can be added to an existing assembly to support an additional flat panel monitor. It has a quick release monitor attachment, and allows the monitor to be positioned as landscape or portrait. It has 100° vertical tilt, and 180° horizontal movement. To create a monitor arm assembly, monitor arm post and post attachment bracket must be specified separately.

Maximum monitor weight is 52 lbs.
For a single or double monitor arm assembly, specify 1 1 5/4" wishbone post. For a quad monitor arm assembly, specify 2 1 5/4" wishbone posts.
When attaching 2 monitor arms to a post, specify enhanced back-to-back post bracket (Y92009.) separately.
This product was designed by Colebrook Bosson Saunders Products Ltd.

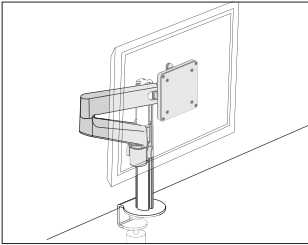
Specification Information

Step 1.		
Y92007.	A	\$422
Step 2. Finish		
01	silver	A +\$0

Thrive™ Technology Support



Lima Expansion Monitor Arm - Y97212 Arm Only

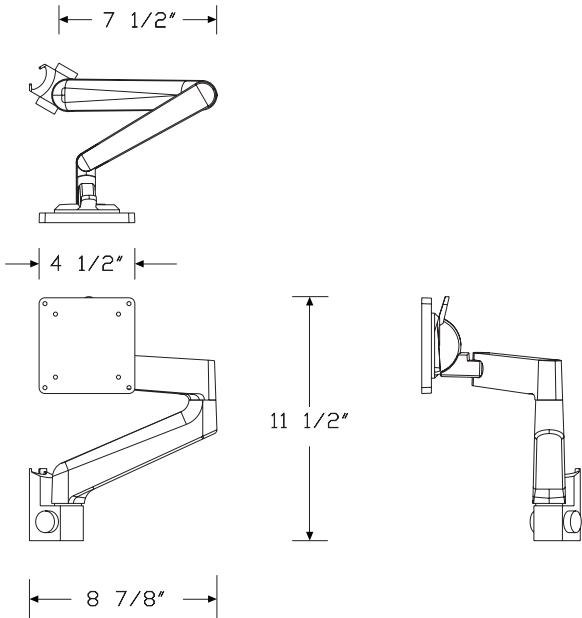


Product Information

Description
This monitor arm attaches to a Lima post and enables the monitor arm assembly to support a dual monitor solution. After attachment to the Lima post, the Lima expansion arm provides 8" of push button vertical height adjustment, 18" of horizontal extension and +80°/-10° of tilt. An integrated 3-point cable management system secures cables along the underside of the arm. The VESA bracket provides both 75mm and 100mm hole patterns, and hardware is included to attach the VESA brackets to monitors.

Notes
Accommodates monitor weights up to 14 pounds each.
Maximum diagonal screen size width in dual monitor setup is 27".
100mm and 75mm VESA compliant.
Order the following product separately:
• Lima monitor arm - single arm and post (Y97211.)

Dimensions



Specification Information

Step 1.

Y97212. ☐

Step 2. Finish

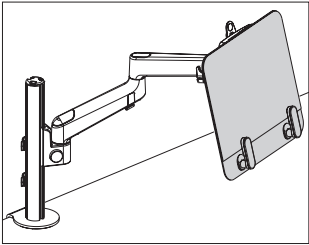
- 0H** black ☐
- 0I** silver ☐
- 0J** white ☐

Prices for Steps 1-2.

Y97212. 0H	\$198
0I	\$198
0J	\$198

Lima Laptop Mount

Y97002



Product Information

Description

This laptop mount lifts notebook computers off the work surface at an appropriate work height. It attaches to a Lima™ monitor arm with a 100mm VESA pattern. It supports laptops up to 16" screen size and up to 1" thick. It can be used in both single- and dual-screen applications. Laptops are held securely to the mount's anti-slide surface by 2 adjustable ratcheting feet.

Notes

Mount accommodates laptop weights up to 6.2 lbs. (2.8 kg).
Mount supports laptops up to 16" screen size and up to 1" thick.
Thickness includes base and lid of laptop combined.
Requires 100mm VESA plate (provided with the monitor arm).
Order monitor arm separately:

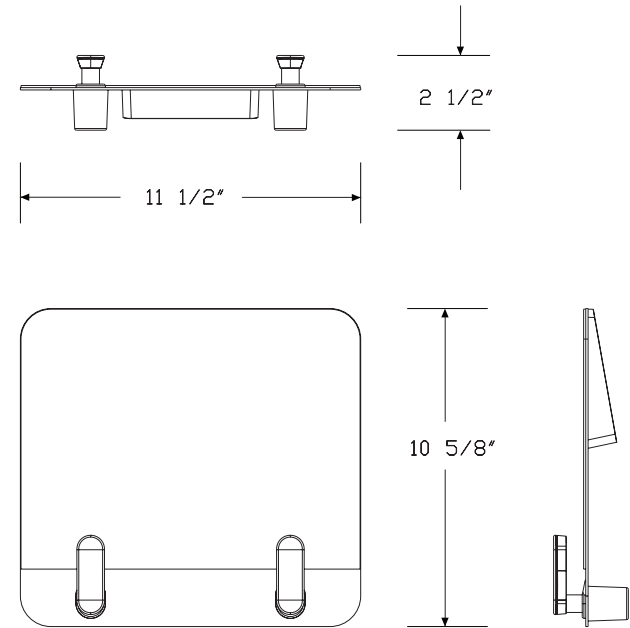
- Lima monitor arm assembly (Y97211.)

This product is not recommended for tablet use. To use a tablet with Lima monitor arm, order Ollin® laptop and tablet mount (Y95011.) separately.

Dimensions

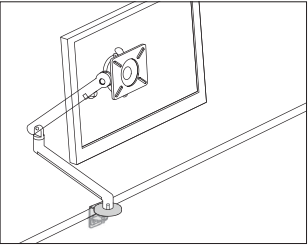
Specification Information		
Step 1.		
Y97002.	<div>A</div>	\$137
Step 2. Finish		
0I	silver <div>A</div>	+\$0
0J	white <div>A</div>	+\$0
0H	black <div>A</div>	+\$0

Thrive™ Technology Support



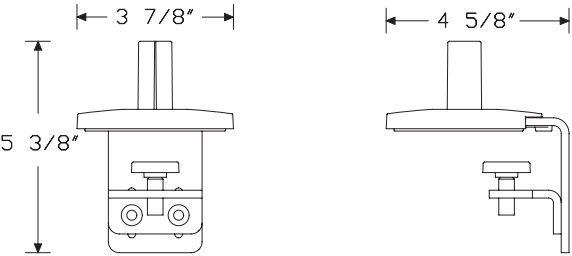
Flo® Two-Piece Clamp Mount

Y92092



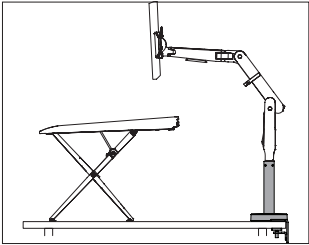
Product Information
Description
This clamp is used to attach a Flo® single screen monitor arm - arm only (Y92090) or an Ollin single screen monitor arm - arm only (Y95000.) to a work surface. Attachment hardware included.
Notes
Flo two-piece clamp mount is compatible with Ollin monitor arms. Order Ollin single screen monitor arm - arm only (Y95000.) separately. Order Flo single screen monitor arm - arm only (Y92090) separately. Clamp works on surfaces greater than 0" to less than 2 1/2" thick.
Dimensions

Specification Information
Step 1.
Y92092.
\$88
Step 2. Finish
0H black <input type="checkbox"/> A
0I silver
0J white
+\$0
+\$0
+\$0



Ollin/Flo® Two-Piece Clamp
Mount - Extended Height

Y93001



Product Information

Description

This extended height 2-piece clamp mount attaches a Flo® single screen monitor arm-arm only or an Ollin single screen monitor arm-arm only 8³/₈" above a work surface. It is for use with the Monto Sit Stand Riser or with other desktop retrofittable sit stand solutions. Attachment hardware included.

Notes

Compatible with Ollin single screen and Flo single screen monitor arms.

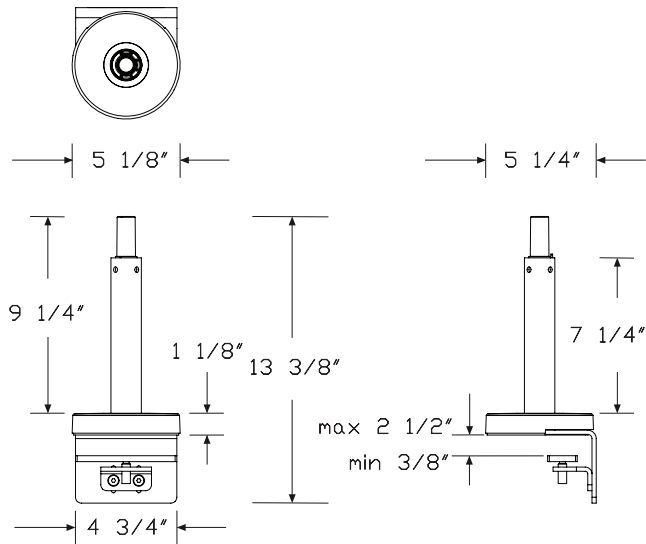
For monitor arm attachment at the worksurface, order Flo 2-piece clamp mount (Y92092.) separately.

Clamp works on surfaces greater than 0" to less than 2¹/₂" thick.

Order the following products separately:

- Ollin single screen monitor arm-arm only (Y95000.)
- Flo single screen monitor arm-arm only (Y92090.)
- Monto Sit Stand Riser (Y93000.)

Dimensions

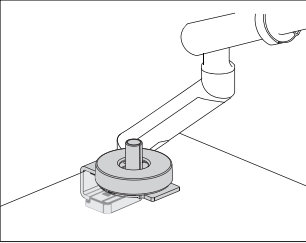


Specification Information		
Step 1.		
Y93001.		\$185
Step 2. Finish		
0H	black <input type="checkbox"/>	+\$0
0I	silver <input type="checkbox"/>	+\$0
0J	white <input type="checkbox"/>	+\$0

Thrive™ Technology Support

Flo® Low Profile Clamp

Y92106



Product Information

Description

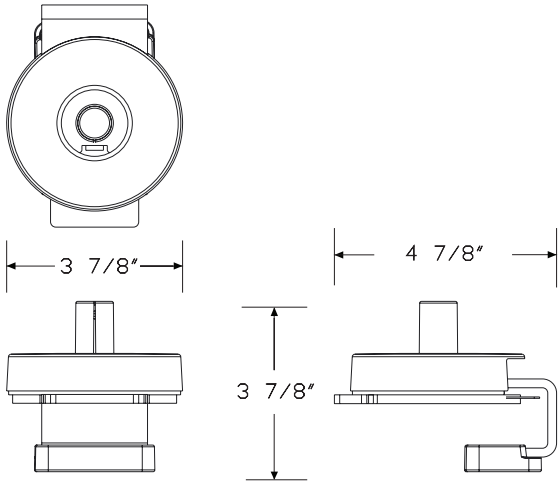
This low profile clamp is used to attach a Flo® single screen monitor arm - arm only (Y92090) or an Ollin single screen monitor arm - arm only (Y95000.) to a work surface. The clamp is top mounted to speed installation. Attachment hardware is included.

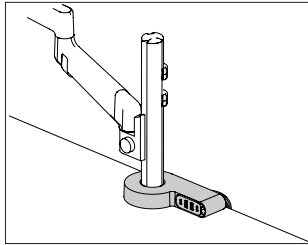
Notes

Flo low profile clamp is compatible with Ollin monitor arms.
Order Ollin single screen monitor arm - arm only (Y95000.) separately.
Order Flo single screen monitor arm - arm only (Y92090) separately.
Clamp works on surfaces greater than 3/4" to less than 1 1/4" thick.

Dimensions

Specification Information		
Step 1.		
Y92106.	A	\$88
Step 2. Finish		
01	silver A	+\$0





Product Information

Description

The Ondo Connectivity Module seamlessly integrates with a Flo®, Ollin®, Lima™, Flo Modular or Wishbone® monitor arm on the worksurface to offer fast, clutter-free connections between a laptop and other technology on the desk. Used in conjunction with the user's preferred docking station, it neatly manages all power, data, monitor, mouse, and keyboard connections and offers USB charging and connectivity of mobile devices such as phones and tablets.

Notes

Ondo can be retrofitted into existing Colebrook Bosson Saunders (CBS) monitor arm installations. It integrates into the two-piece surface clamp mount or low-profile clamp of Flo (Y91171.CM or Y91171.LPC) and Ollin (Y95111.1CM or Y95111.1LPC) into the post clamp attachment of Lima (Y97211.) or into the Wishbone post top-mounting surface clamp (Y92052.) when adding Ondo post clamp spacer (Y92203.). This assembly includes a module with 2 USB-A ports and 2 USB-C ports, a clamp cover of specified finish and the option of a laptop cable USB-C, 39³/₈" (1 m) long.

Ondo integrates with Flo two-piece clamp mount (Y92092.), Flo low profile clamp (Y92106.), the post-clamp attachment of Lima (Y97211.) or the Wishbone post top-mounting surface clamp (Y92052.) when adding Ondo post clamp spacer (Y92203.).

Docking station not included.

USB-A ports are 3.1 Gen1, for data transfer up to 5Gbps and support charging 12 watts of power (5V, 2.4A max). USB-C ports are 3.0, for data transfer up to 5Gbps and support charging 15 watts of power (5V, 3.0A max).

Laptop cable option (LC) includes a USB-C 3.1 cable 39³/₈" (1 m) long, female-to-male connector, 10Gbps, power delivery 2.0 capable and 60W maximum. Compatible with all laptops with USB-C ports. Select this option when the cable supplied with your chosen docking station is not suitable or long enough.

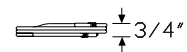
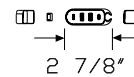
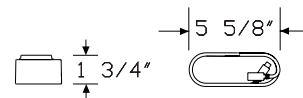
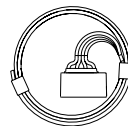
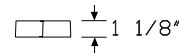
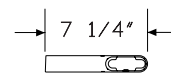
Finish for module and laptop cable is black (OH). Finish for clamp cover is specified as silver (OI), white (OJ) or black (OH).

Order the following products separately:

- Ondo post clamp spacer (Y92203.) for use with Wishbone or Flo Modular only
- Ollin single-screen monitor arm support (Y95111.1CM or Y95111.1LPC)
- Flo single-screen monitor arm support (Y91171.CM or Y91171.LPC)
- Lima monitor arm (Y97211.1LC or Y97211.1L2LC)
- Flo modular (Y91180.) with surface clamp mount (CM)
- Wishbone monitor arm family with clamp mount (WC)

To mount docking station under desk, order Loop Micro (Y92111.) separately.

Dimensions



Specification Information

Step 1.

Y92110. ☐

Step 2. Connection Type

AC two USB-A ports and two USB-C ports ☐

Step 3. Cable Option

NN no laptop cable ☐

LC laptop cable ☐

Prices for Steps 1-3.

	NN	LC
Y92110. AC	\$303	380

Step 4. Finish

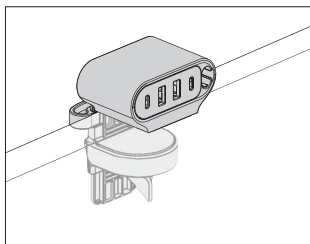
0I silver ☐ +\$0

0J white ☐ +\$0

0H black ☐ +\$0

Ondo Connectivity Module - Worksurface Mount Assembly

Y92112



Product Information

Description

This assembly attaches the Ondo module (included) directly onto a work surface, independent of a monitor arm. It offers fast, clutter-free connections between a laptop and other technology on the desk. Used in conjunction with the user's preferred docking station, it neatly manages all power, data, monitor, mouse, and keyboard connections and offers USB charging and connectivity of mobile devices such as phones and tablets. The clamp mount has a soft-grip under-clamp pad for secure grip and surface protection. Mount can be placed in desired position along surface edge.

Notes

Assembly includes a module with 2 USB-A ports and 2 USB-C ports, a free-standing clamp mount with specified finish, and the option of a laptop cable USB-C, 39³/₈" (1 m) long.

Clamp works on surfaces greater than 0.39" (10 mm) to less than 1.5" (38 mm) thick.

USB-A ports are 3.1 Gen1, for data transfer up to 5Gbps and support charging 12 watts of power (5V, 2.4A max). USB-C ports are 3.0, for data transfer up to 5Gbps and support charging 15 watts of power (5V, 3.0A max).

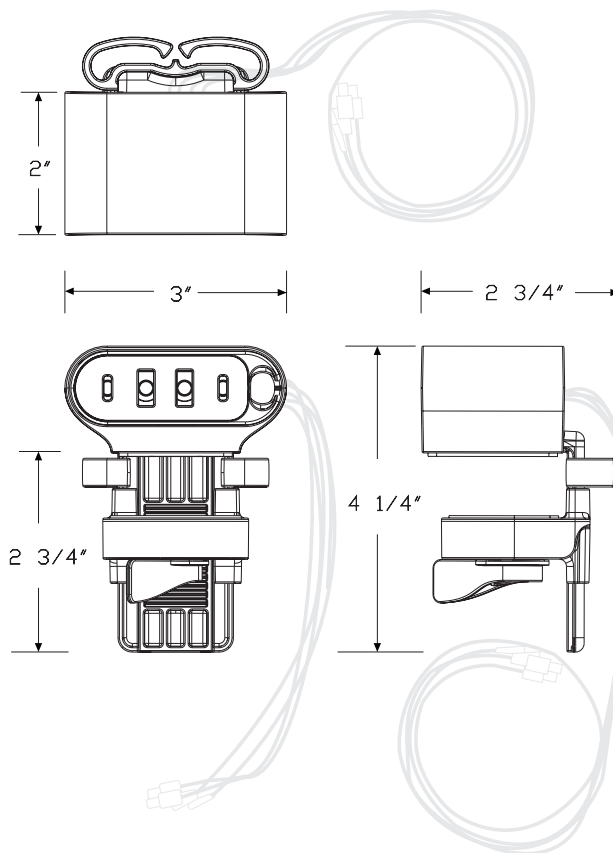
Laptop cable (LC) option includes a USB-C 3.1 cable 39³/₈" (1 m) long, female-to-male connector, 10Gbps, power delivery 2.0 capable and 60W maximum. Compatible with all laptops with USB-C ports. Specify this option when the cable supplied with your chosen docking station is not suitable or long enough.

Finish for module and laptop cable is black (0H). Worksurface mount finish is specified.

To mount a docking station under desk, order Loop Micro (Y92111.) separately.

Docking station not included.

Dimensions

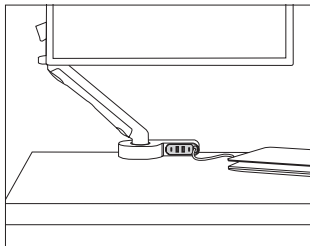


Ondo Connectivity Module -
Workspace Mount Assembly

continued

Thrive™ Technology Support

Specification Information		
Step 1.		
Y92112. <input type="text" value="A"/>		
Step 2. Connection Type		
AC	two USB-A ports and two USB-C ports	<input type="text" value="A"/>
Step 3. Cable Option		
NN	no laptop cable	<input type="text" value="A"/>
LC	laptop cable	<input type="text" value="A"/>
Prices for Steps 1-3.		
	NN	LC
Y92112. AC	\$311	385
Step 4. Finish		
OI	silver <input type="text" value="A"/>	+\$0
OJ	white <input type="text" value="A"/>	+\$0
OH	black <input type="text" value="A"/>	+\$0



Product Information

Description

The Ondo Module integrates with a Flo®, Ollin®, Lima™, Flo Modular or Wishbone monitor arm using a clamp cover (not included) to offer fast, clutter-free connections between a laptop and other technology on the desk. Used in conjunction with the user's preferred docking station, it neatly manages all power, data, monitor, mouse, and keyboard connections and offers USB charging and connectivity of mobile devices such as phones and tablets.

Notes

Ondo integrates with Flo two-piece clamp mount (Y92092.), Flo low profile clamp (Y92106.), the post-clamp attachment of Lima (Y97211.) or the Wishbone post top-mounting surface clamp (Y92052.) when adding Ondo post clamp spacer (Y92203.).

This module has 2 USB-A ports and 2 USB-C ports.

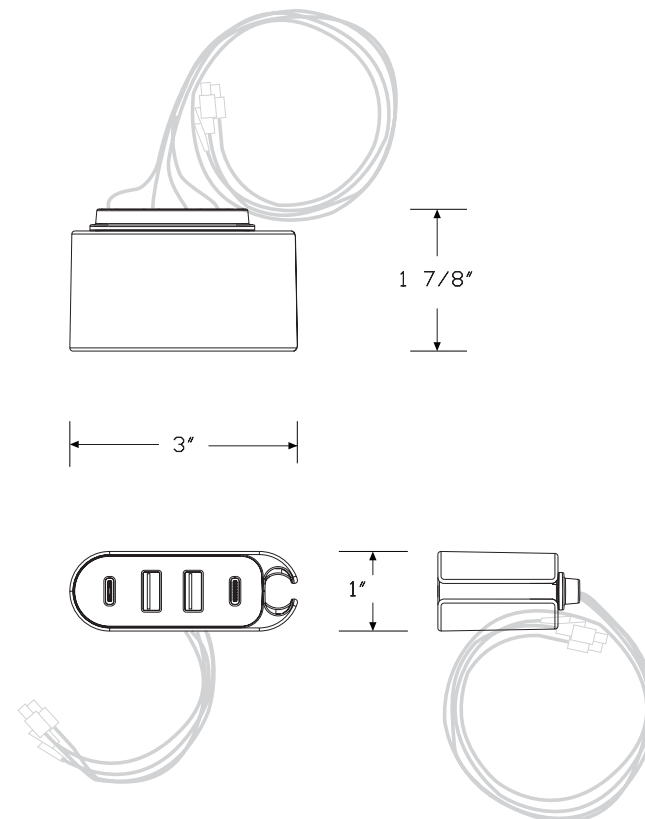
USB-A ports are 3.1 Gen1, for data transfer up to 5Gbps and support charging 12 watts of power (5V, 2.4A max). USB-C ports are 3.0, for data transfer up to 5Gbps and support charging 15 watts of power (5V, 3.0A max).

Docking station not included.

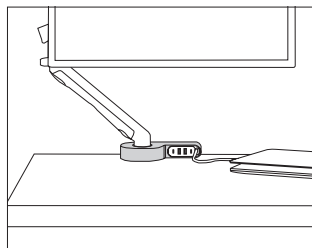
Order the following products separately:

- Ondo clamp cover (Y92201.)
- Ondo laptop cable (Y92202.)
- Ondo post clamp spacer (Y92203.) for use with Wishbone or Flo Modular only
- Ollin single-screen monitor arm support (Y95111.1CM or Y95111.1LPC)
- Flo single-screen monitor arm support (Y91171.CM or Y91171.LPC)
- Lima monitor arm (Y97211.L1LC or Y97211.L2LC)
- Flo modular (Y91180.) with surface clamp mount (CM)
- Wishbone monitor arm family with clamp mount (WC)

Dimensions



Specification Information		
Step 1.		
Y92200.	<input type="checkbox"/> A	
Step 2. Connection Type		
AC	two USB-A ports and two USB-C ports	<input type="checkbox"/> A
Prices for Steps 1-2.		
Y92200. AC		\$269
Step 3. Finish		
0H	black	<input type="checkbox"/> A
		+\$0



Product Information

Description

The Ondo Clamp Cover houses the Ondo Module (not included) to integrate with an existing installation of a Flo®, Ollin®, Lima™, Flo Modular or Wishbone® monitor arm to offer fast, clutter-free connections between a laptop and other technology on the desk. Used in conjunction with the user's preferred docking station, it neatly manages all power, data, monitor, mouse, and keyboard connections and offers USB charging and connectivity of mobile devices such as phones and tablets.

Notes

For use with Flo or Ollin monitor arms, Ondo clamp cover replaces the clamp cover of the Flo two-piece clamp mount (Y92092.) or Flo low profile clamp (Y92106.).

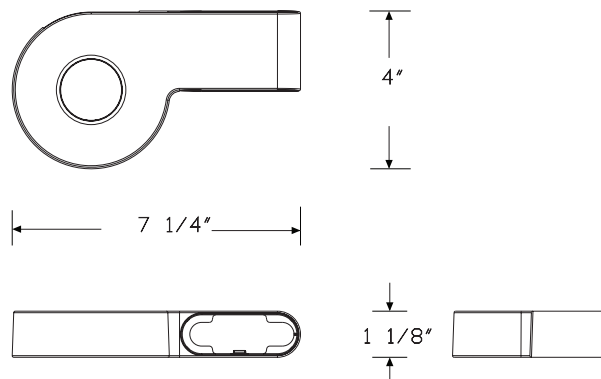
For use with Lima monitor arm (Y97211.), Ondo clamp cover integrates with the post-clamp attachment.

For use with Flo Modular (Y91180.) or Wishbone monitor arms, Ondo clamp cover replaces the clamp cover of the Wishbone post top-mounting surface clamp (Y92052.) and requires the addition of Ondo post clamp spacer (Y92203.) for added stability of post.

Order the following products separately:

- Ondo module (Y92200.)
- Ondo laptop cable (Y92202.), if required.
- Ondo post clamp spacer (Y92203.) for use with Wishbone or Flo Modular only
- Ollin single-screen monitor arm support (Y95111.1CM or Y95111.1LPC)
- Flo single-screen monitor arm support (Y91171.CM or Y91171.LPC)
- Lima monitor arm (Y97211.L1LC or Y97211.L2LC)
- Flo modular (Y91180.) with surface clamp mount (CM)
- Wishbone monitor arm family with clamp mount (WC)

Dimensions



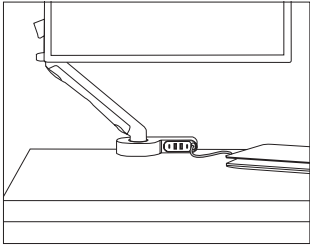
Ondo Clamp Cover *continued*

Thrive™ Technology Support

Specification Information		
Step 1.		
Y92201.	<input type="checkbox"/> A	\$34
Step 2. Finish		
0I	silver <input type="checkbox"/> A	+\$0
0J	white <input type="checkbox"/> A	+\$0
0H	black <input type="checkbox"/> A	+\$0

Ondo Laptop Cable

Y92202



Product Information

Description

The Ondo Laptop Cable is a USB-C 3.1 (female) to USB-C (male) cable that connects a laptop on a work surface to a docking station under the surface. Cable length is 39³/₈" (1 m).

Notes

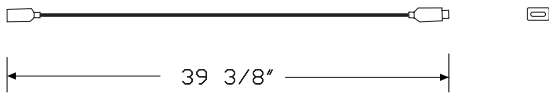
Use this product when the cable supplied with your chosen docking station is not suitable or long enough.

Ondo Laptop Cable is a USB-C 3.1 cable 39³/₈" (1 m) long with female-to-male connector, 10Gbps. Power delivery 2.0 capable and 60W maximum. Compatible with all laptops with USB-C ports.

Order the following products separately:

- Ondo module (Y92200.)
- Ondo clamp cover (Y92201.)

Dimensions

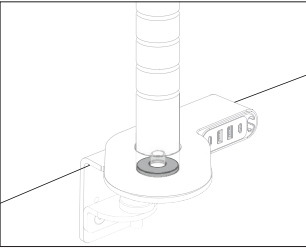


Specification Information		
Step 1.		
Y92202.	A	\$77
Step 2. Finish		
0H	black A	+\$0

Thrive™ Technology Support

Ondo Post Clamp Spacer

Y92203



Product Information

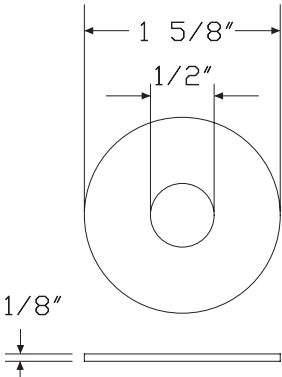
Description

This spacer works with the Wishbone® Post Top-Mounting Surface Clamp to integrate Ondo Connectivity Module with an existing installation of Wishbone Post such as Flo® Modular or Wishbone monitor arms. It provides space stability in the clamp by adding a secure hold for the post and Ondo.

Notes

- Order the following products separately:
- Wishbone post top-mounting surface clamp (Y92052.)
 - Ondo connectivity module (Y92110.)
 - A post-mounted monitor arm such as Wishbone or Flo Modular.

Dimensions



Specification Information

Step 1.

Y92203. A

Step 2. Finish

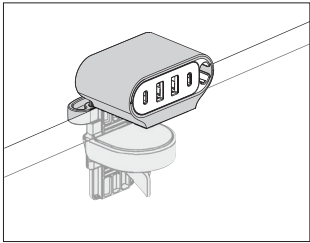
01 silver A

Prices for Steps 1-2.

Y92203. 01 \$3

Ondo Worksurface Mount -
Mount Only

Y92204



Product Information

Description

This worksurface mount attaches the Ondo module (not included) directly onto a work surface, independent of a monitor arm. The clamp mount has a soft-grip under-clamp pad for secure grip and surface protection. Mount can be placed in desired position along surface edge.

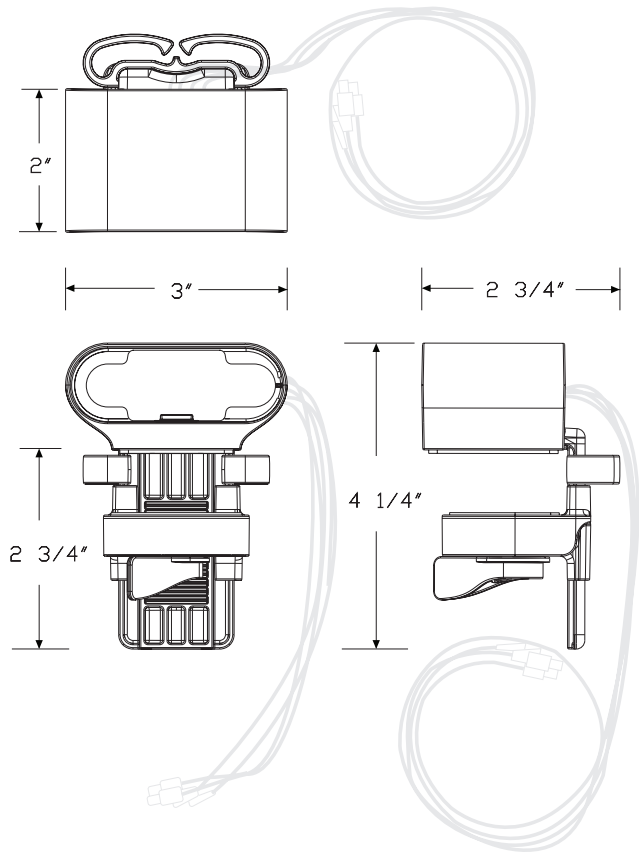
Notes

Clamp works on surfaces greater than 0.39" (10 mm) to less than 1.5" (38 mm) thick.

Order the following products separately:

- Ondo module (Y92200.)
- Ondo laptop cable (Y92202.), if required

Dimensions

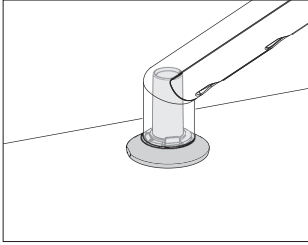


Specification Information		
Step 1.		
Y92204.	A	\$50
Step 2. Finish		
0I	silver A	+\$0
0J	white A	+\$0
0H	black A	+\$0

Thrive™ Technology Support

Flo® Through Mount with Rotation Stop

Y92105



Product Information

Description

This through-mount is used to attach a Flo® single screen monitor arm - arm only (Y92090) or an Ollin single screen monitor arm - arm only (Y95000.) to a work surface through a drilled hole. It can be set to stop arm rotation at either 90° or 180° to prevent arm contact with a screen or wall. The rotational stop can be removed to allow 360° arm rotation. Includes through-surface mounting bracket selected based on thickness of work surface.

Notes

Flo through mount with rotational stop is compatible with Ollin monitor arms.

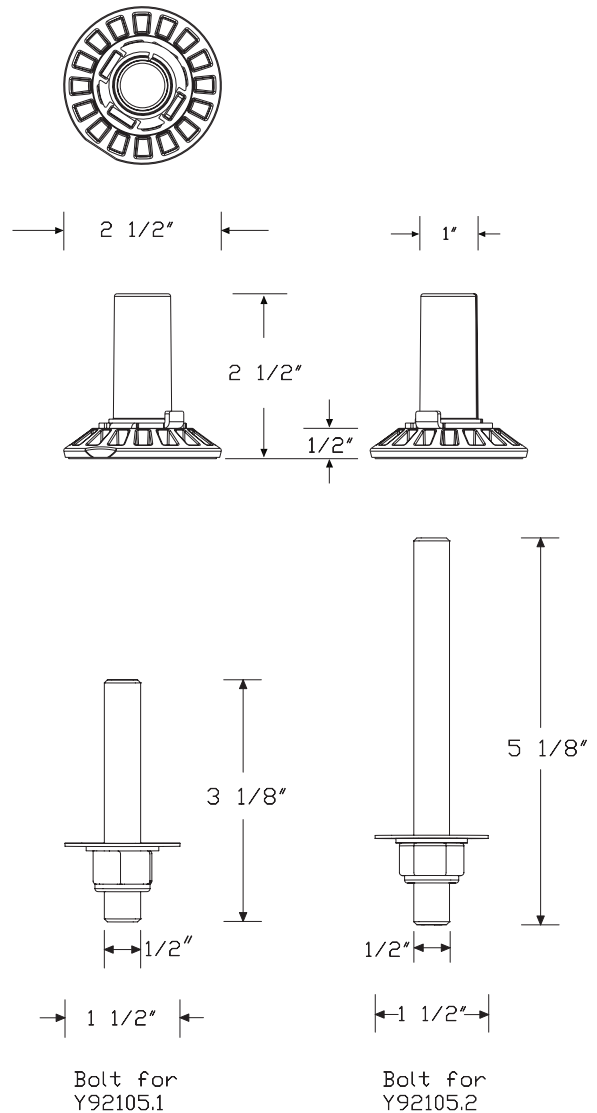
This product comes with 3 interchangeable covers: 1 light gray, 1 dark gray, and 1 black. Light gray cover is compatible with white finish Flo and Ollin monitor arms, dark gray cover is compatible with silver finish Flo and Ollin monitor arms, and black cover is compatible with black finish Flo and Ollin monitor arms.

Order Ollin single screen monitor arm - arm only (Y95000.) separately.

Order Flo single screen monitor arm - arm only (Y92090) separately.

Specify mounting bracket based on surfaces up to 1 3/8" thick (Y92105.1) or up to 3" thick (Y92105.2).

Dimensions

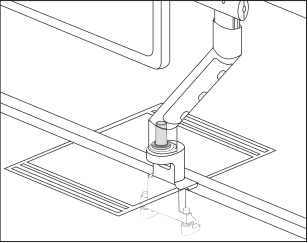


Flo® Through Mount with
Rotation Stop *continued*

Specification Information		
Step 1.		
Y92105. <input type="checkbox"/> A		
Step 2. Surface Mounting		
1	for surfaces up to 1 ³ / ₈ " thick	<input type="checkbox"/> A
2	for surfaces up to 3" thick	<input type="checkbox"/> A
Prices for Steps 1-2.		
Y92105. 1		\$122
2		\$122

Flo® Layout Studio Attachment Pin

Y92089



Product Information

Description

This attachment pin is used with the Flo® Layout Studio® performance rail clamp to attach a Flo single screen monitor arm to a Layout Studio performance rail. Attachment hardware included.

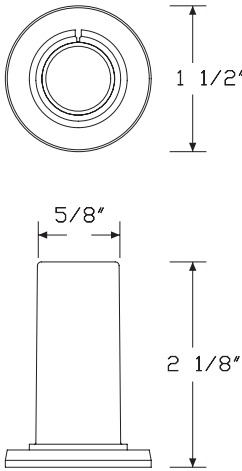
Notes

Order the following products separately:

- Flo Layout Studio performance rail clamp (Y92098.)
- Flo single screen monitor arm-arm only (Y92090.)

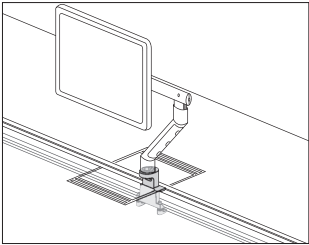
Dimensions

Specification Information		
Step 1.		
Y92089.	A	\$49
Step 2. Finish		
01	silver A	+\$0



Performance Rail Clamp

Y92098



Product Information

Description

This clamp attaches a Flo® single screen monitor arm to a Layout Studio® performance rail. It is used with the Flo Layout Studio attachment pin, ordered separately. Clamp attachment hardware included.

Notes

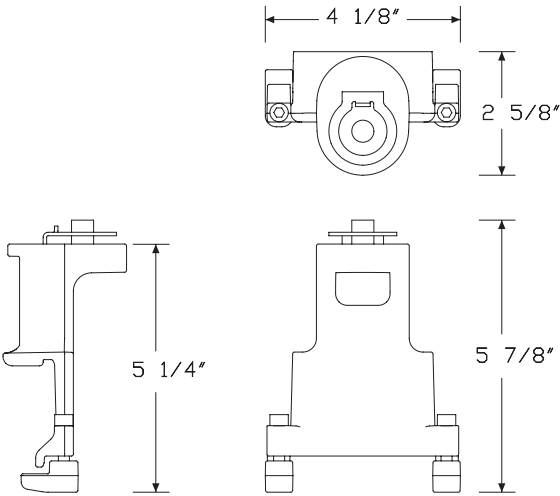
Order the following products separately:

- Flo Layout Studio attachment pin (Y92089.)
- Flo single screen monitor arm-arm only (Y92090.)

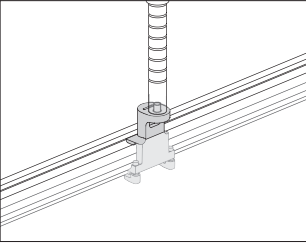
Dimensions

Specification Information		
Step 1.		
Y92098.	<div>A</div>	\$48
Step 2. Finish		
0I	silver <div>A</div>	+\$0
0J	white <div>A</div>	+\$0

Thrive™ Technology Support

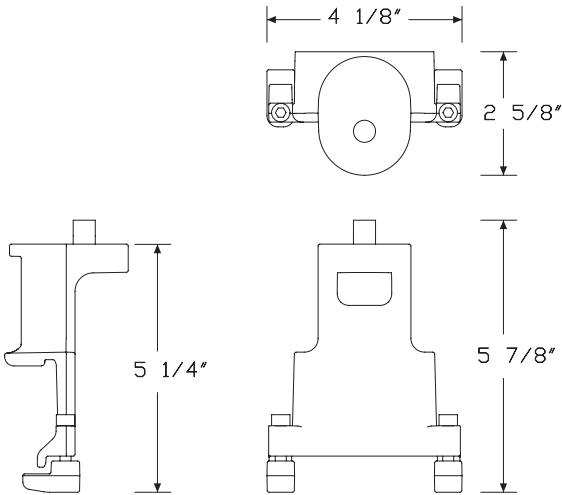


Wishbone Post Performance Rail Y92099 Clamp



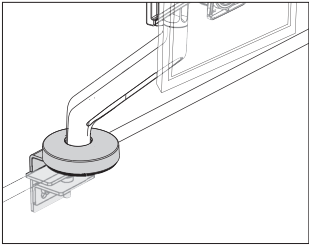
Product Information
Description
This clamp attaches to a Layout Studio® performance rail to support a Wishbone® monitor arm post.
Notes
This product was designed by Colebrook Bosson Saunders Products Ltd.
Dimensions

Specification Information	
Step 1.	
Y92099. <input type="text" value="A"/>	\$98
Step 2. Finish	
01 silver <input type="text" value="A"/>	+\$0



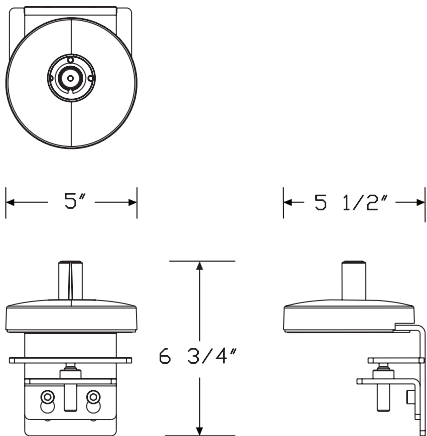
Flo® X Two-Piece Clamp Mount - Y98005

Clamp only

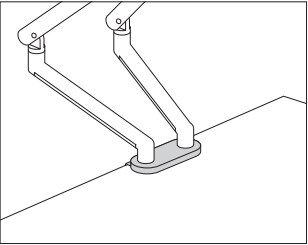


Product Information
Description
This clamp attaches a Flo® X Monitor Arm to a work surface. Configurable rotation stop system offers 180° or 360° rotation of arm. Attachment hardware included.
Notes
Suitable for work surface thicknesses of 3/8" to 1 3/4" (9 mm to 45 mm). Load support range up to 40 lbs. (18 kg). Order Flo X monitor arm-arm only (Y98000.) or Flo X multi mount monitor arm-arm only (Y98001.) separately.
Dimensions

Specification Information
Step 1.
Y98005. A \$103
Step 2. Finish
0I silver A +\$0
0H black A +\$0




Dual Flo® Surface Clamp Mount Y92100



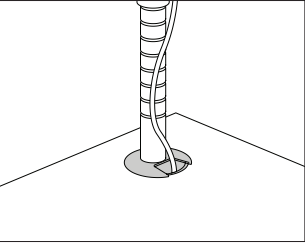
Product Information
Description
This clamp is used to attach 2 Flo single screen monitor arm - arm only (Y92090) to a work surface. The clamp is top mounted to speed installation. Attachment hardware is included.
Notes
Order Flo single screen monitor arm - arm only (Y92090) separately. Clamp works on surfaces greater than 0" to less than 2 1/2" thick.
Dimensions

Specification Information
Step 1.
Y92100. A \$187
Step 2. Finish
01 silver +\$0



Cast Grommet

Y92050



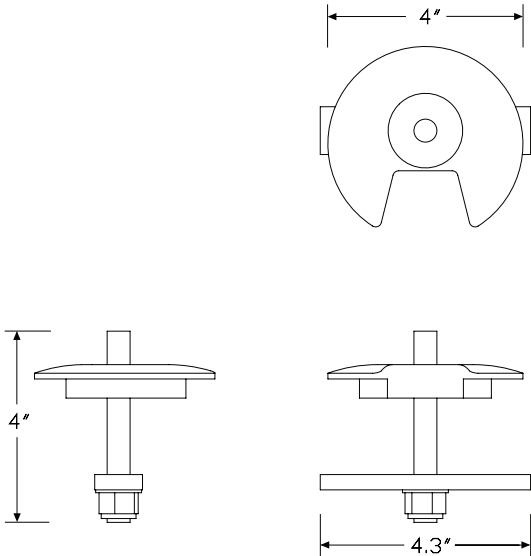
Product Information

Description
This grommet allows through-surface attachment of a Wishbone® post or Flo® monitor arm on a surface up to 1½" thick. It has a cutout to allow cords to route through the surface. Attachment hardware included.

Notes

Field-drilling of surface may be required.
To accommodate a different surface thickness, specify the following products separately to attach post:
• Through-surface mounting bracket, 1⅜" (Y92054.) or through-surface mounting bracket, 3" (Y92055.)
For use with Flo monitor arm, order Flo through mount (Y92094.) separately.
This product was designed by Colebrook Bosson Saunders Products Ltd.

Dimensions

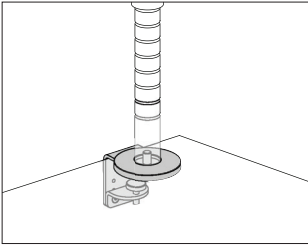


Specification Information

Step 1.		
Y92050.	A	\$134
Step 2. Finish		
01	silver	A +\$0

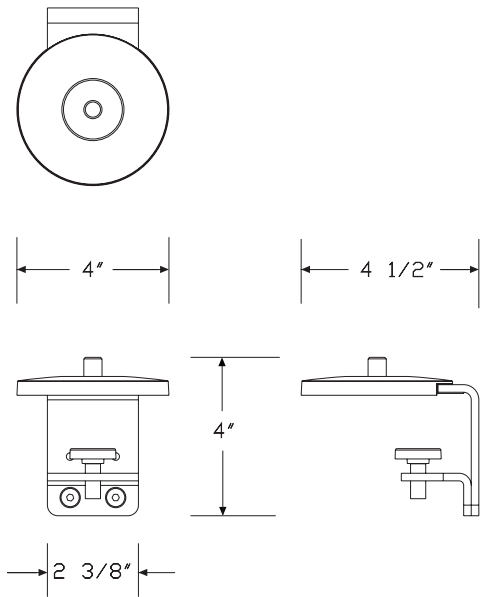
Wishbone® Post Top-Mounting
Surface Clamp

Y92052



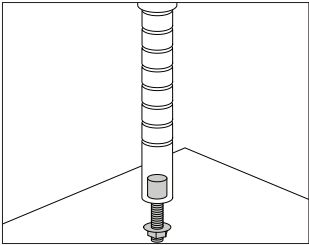
Product Information
Description
This clamp attaches to a surface that is 1/2" - 2 5/8" thick to support a wishbone monitor arm post.
Notes
This product was designed by Colebrook Bosson Saunders Products Ltd.
Dimensions

Specification Information		
Step 1.		
Y92052.		\$87
Step 2. Finish		
01	silver	+\$0



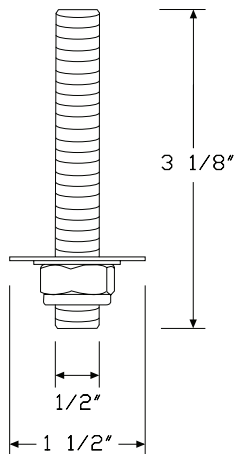
Through-Surface Mounting
Bracket, 1 3/8"

Y92054



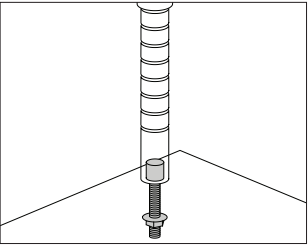
Product Information
Description
This bracket attaches through a surface up to 1 3/8" thick to support a wishbone or quad monitor arm post. Attachment bolt, washer, nut and nylon washer for top of surface are included.
Notes
Specify optional spreader plate (Y92056.) separately.
This product was designed by Colebrook Bosson Saunders Products Ltd.
Dimensions

Specification Information
Step 1.
Y92054. A \$30



Through-Surface Mounting
Bracket, 3"

Y92055



Product Information

Description

This bracket attaches through a surface up to 3" thick to support a wishbone or quad monitor arm post. Attachment bolt, washer, nut and nylon washer for top of surface are included.

Notes

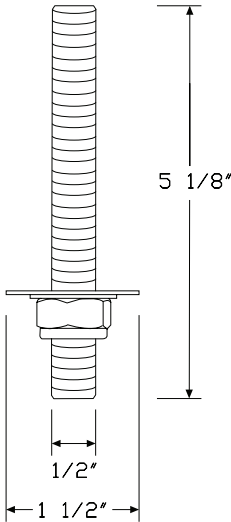
Specify optional spreader plate (Y92056.) separately.
This product was designed by Colebrook Bosson Saunders Products Ltd.

Dimensions

Specification Information

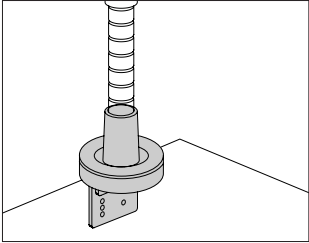
Step 1.

Y92055. A \$37



Wishbone® Post High Load
Top-Surface Mounting Clamp

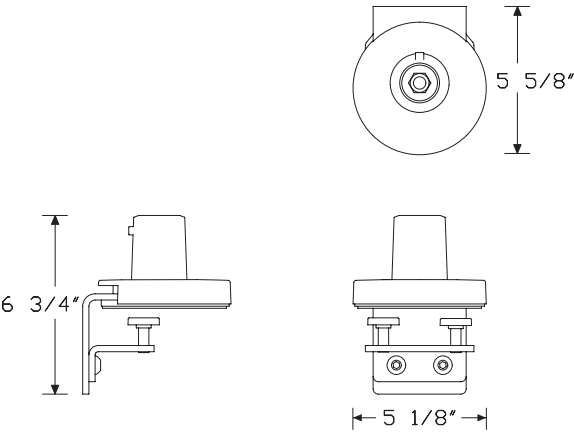
Y92071



Product Information
Description
This clamp attaches to a surface that is 1/2" to 2 5/8" thick to support a Wishbone® monitor arm post.
Notes
Clamp is used for all quad-screen assemblies (Y91015., Y91025.). This product was designed by Colebrook Bosson Saunders Products Ltd.
Dimensions

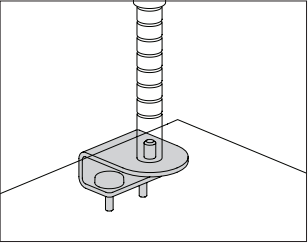
Specification Information	
Step 1.	
Y92071. <input type="text" value="A"/>	\$133
Step 2. Finish	
01 silver <input type="text" value="A"/>	+\$0

Thrive™ Technology Support



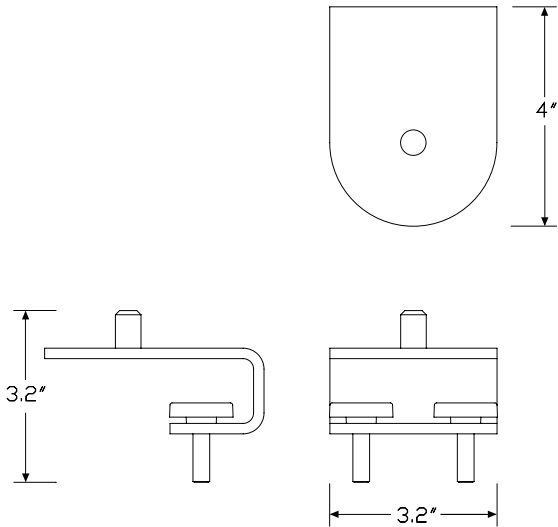
Low-Profile Clamp

Y92079

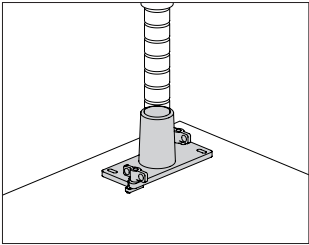


Product Information
Description
This clamp attaches to a surface to support a wishbone monitor arm post.
Notes
Low-profile clamp works with Envelop® desk (Y7750.)
This product was designed by Colebrook Bosson Saunders Products Ltd.
Dimensions

Specification Information	
Step 1.	
Y92079. <input type="text" value="A"/>	\$87
Step 2. Finish	
01 silver <input type="text" value="A"/>	+\$0

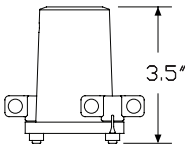
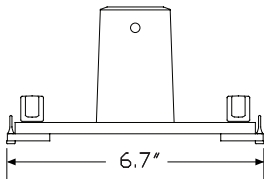
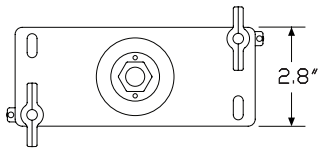


Beam-Mount Bracket, Wishbone Y92057 Post



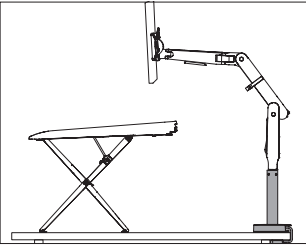
Product Information
Description
This bracket allows a Wishbone® post to attach to a horizontal beam found in many commercial traders desks and benching applications. Mounting hardware included.
Notes
This product was designed by Colebrook Bosson Saunders Products Ltd.
Dimensions

Specification Information
Step 1.
Y92057. A \$111
Step 2. Finish
01 silver A +\$0



Ollin/Flo® Low Profile Clamp - Y93002

Extended Height



Product Information

Description

This extended height low profile clamp attaches a Flo® single screen monitor arm-arm only or an Ollin single screen monitor arm-arm only 8³/₈" above a work surface. It is for use with the Monto Sit Stand Riser or with other desktop retrofittable sit stand solutions. Clamp is top mounted to speed installation. Attachment hardware included.

Notes

Compatible with Ollin single screen and Flo single screen monitor arms.

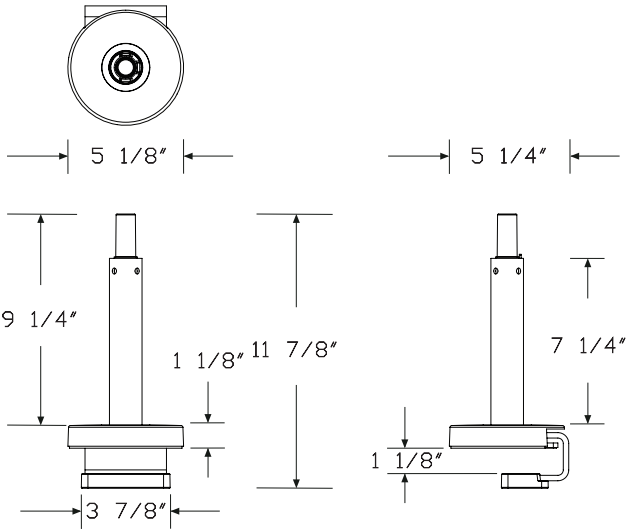
For monitor arm attachment at the worksurface, order Flo low profile clamp (Y92106.) separately.

Clamp works on surfaces greater than 3³/₄" to less than 1¹/₄" thick.

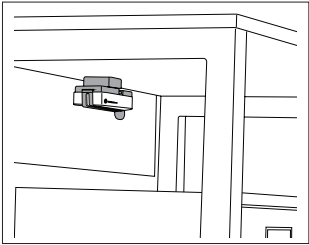
Order the following products separately:

- Ollin single screen monitor arm-arm only (Y95000.)
- Flo single screen monitor arm-arm only (Y92090.)
- Monto Sit Stand Riser (Y93000.)

Dimensions



Specification Information		
Step 1.		
Y93002.	A	\$185
Step 2. Finish		
01	silver A	+\$0

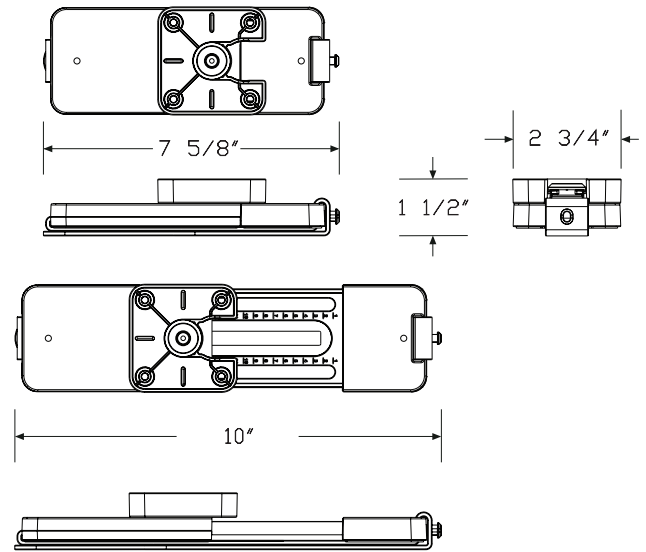


Product Information

Description
This under-desk mount hangs below a surface to hold small-format devices. It has a rubber strap that adjusts from 6³/₄" (170mm) to 9⁷/₈" (250mm) to cradle docking stations, thin clients, Mac mini® computers or USB hubs up to 3.3 lbs. (1.5 kg), securing them safely in place and off the floor. Attachment hardware included.

Notes
Loop Micro supports a maximum of 3.3 lbs. (1.5 kg).
Recommended device width ranges from 6³/₄" (170mm) to 9⁷/₈" (250mm).

Dimensions

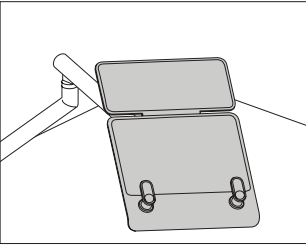


Specification Information

Step 1.		
Y92111.	A	\$117
Step 2. Finish		
0H	black A	+\$0

Laptop Mount

Y91177



Product Information

Description

This laptop mount lifts notebook computers off the work surface and includes an integral handle and an auxiliary surface to support a docking station. The laptop mount attaches to a monitor arm with a 100mm VESA (Video Electronic Standards Association-Mounting Interface Standards) pattern and can support laptops up to 1½" thick. It can be used in both single- and dual-screen applications. Laptops are held securely to the mounting surface by two adjustable ratcheting feet.

Notes

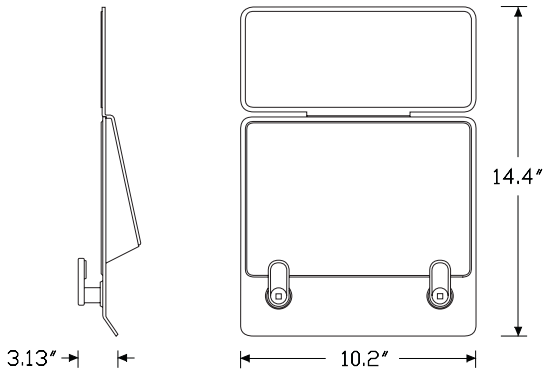
Maximum weight determined by the attached monitor arm.

Requires 100mm VESA plate (not included).

Supports laptops of varying widths, up to 11" deep and 1½" thick.

Supports docking stations up to 11" wide and 5" deep.

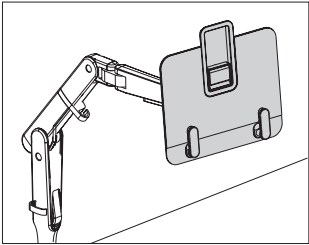
Dimensions



Specification Information		
Step 1.		
Y91177.		\$164
Step 2. Finish		
01	silver	+\$0

Ollin Laptop and Tablet Mount

Y95011



Product Information

Description

This laptop and tablet mount lifts notebook computers and tablets off the work surface at an appropriate work height. It attaches to an Ollin® or Flo® monitor arm with a 100mm VESA pattern. It supports laptops up to 16" screen size and up to 1" thick. It supports tablets from 9¾" to 13" screen size. It can be used in both single- and dual-screen applications. Laptops and tablets are held securely to the mount's anti-slide surface by 2 adjustable ratcheting feet. Retaining feature adds stability to position tablets.

Notes

Mount accommodates device weights up to 6.2 lbs. (2.8 kg).

Mount supports laptops up to 16" screen size and up to 1" thick.

Thickness includes base and lid of laptop combined.

Mount supports tablets from 9¾" to 13" screen size.

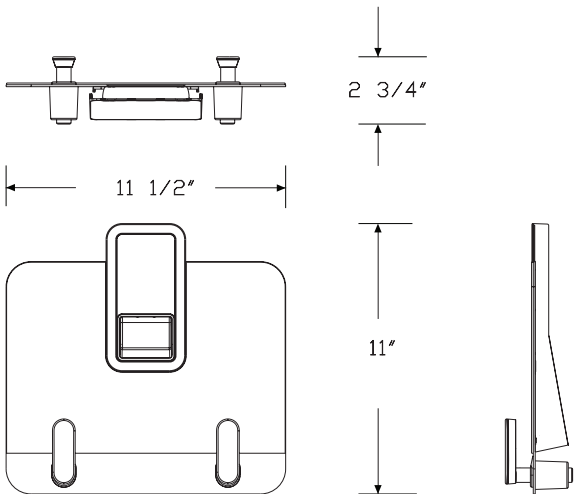
Requires 100mm VESA plate (provided with the monitor arm).

Order 1 of the following monitor arms separately:

- Ollin single-screen monitor arm support (Y95111.)
- Flo single-screen monitor arm support (Y91171.)

If used with Flo monitor arm and the laptop or tablet weighs less than 3.5 lbs. (1.6 kg), order Ollin laptop and tablet mount weight plate (Y95012.) separately for optimal performance of the arm.

Dimensions

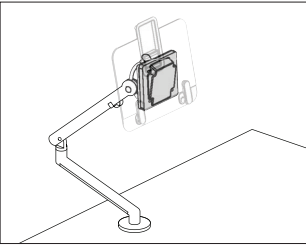


Specification Information		
Step 1.		
Y95011.	A	\$164
Step 2. Finish		
OI	silver A	+\$0
OJ	white A	+\$0
OH	black A	+\$0

Thrive™ Technology Support

Ollin Laptop and Tablet Mount Y95012

Weight Plate



Product Information

Description

This weight plate provides additional load to reach the minimum weight required by a Flo® monitor arm when installed with the Ollin® laptop and tablet mount and used with devices lighter than 3.5 lbs. (1.6 kg). Weight plate is installed between the VESA plate and the back of the mount.

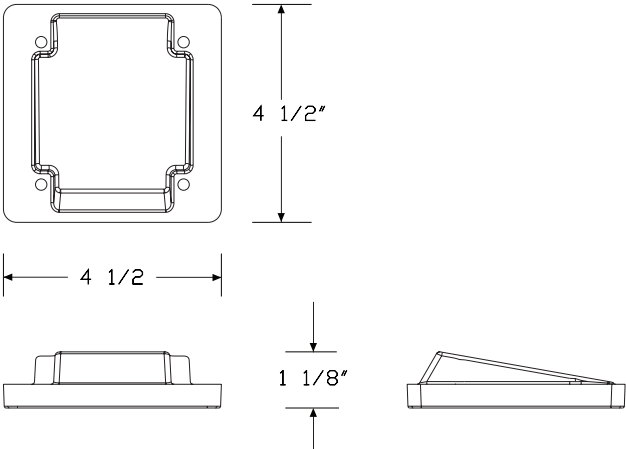
Notes

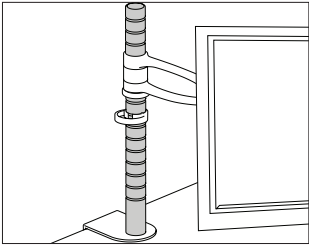
Order the following products separately:

- Ollin laptop and tablet mount (Y95011.)
- Flo single-screen monitor arm support (Y91171.)

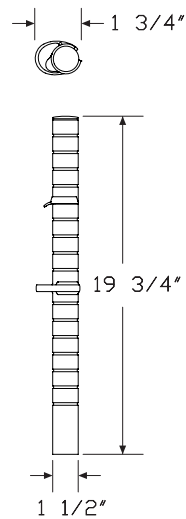
Dimensions

Specification Information		
Step 1.		
Y95012.	A	\$83
Step 2. Finish		
0H	black A	+\$0





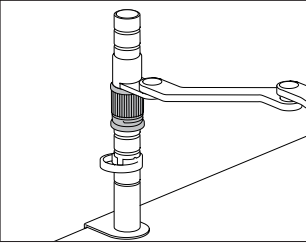
Product Information
Description
This post attaches to a surface to support monitor arms. 15 ³ / ₄ " high post and higher includes a monitor arm location ring and a cable management clip. Monitor arm and post attachment must be specified separately.
Notes
This product was designed by Colebrook Bosson Saunders Products Ltd.
Dimensions



Specification Information
Step 1.
Y92001.
Step 2. Size
04 4" high
07 7 ⁷ / ₈ " high
15 15 ³ / ₄ " high
19 19 ³ / ₄ " high
Prices for Steps 1-2.
Y92001. 04 \$82
07 \$98
15 \$128
19 \$134
Step 3. Finish
01 silver +\$0

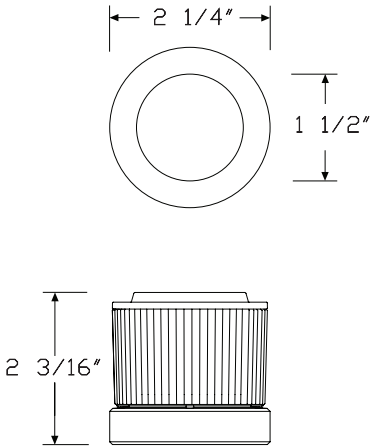
Fine Height Adjuster

Y92024

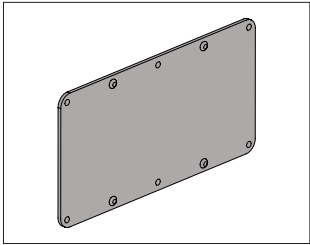


Product Information
Description
This adjuster mounts to a post and allows the height of a monitor arm to be adjusted in small increments to assist in alignment of adjacent monitors. Finish is black.
Notes
This product was designed by Colebrook Bosson Saunders Products Ltd.
Dimensions

Specification Information
Step 1.
Y92024. A
\$24



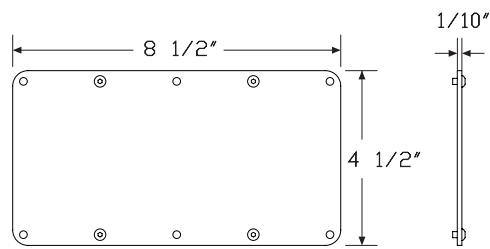
Adapter Plate - 100 mm to 200 mmY92082



Product Information
Description
This adapter plate attaches to a monitor arm mounting plate with a 100mm x 100mm hole pattern to allow attachment of a flat panel monitor with a 100mm x 200mm hole pattern.
Dimensions

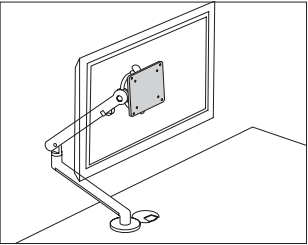
Specification Information
Step 1.
Y92082. A \$105
Step 2. Finish
0H black A +\$0

Thrive™ Technology Support



Friction Plate

Y92085



Product Information

Description

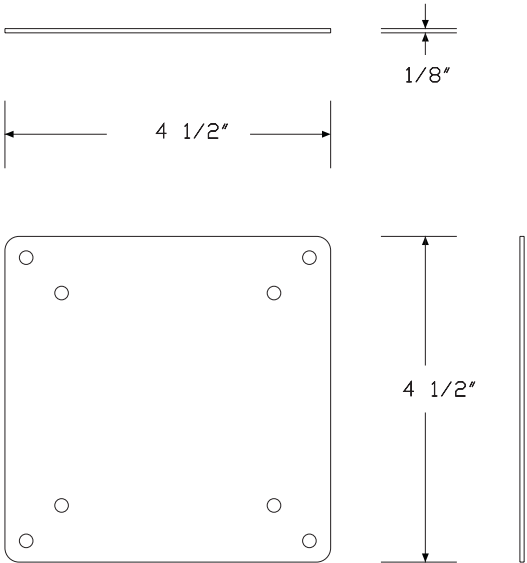
Notes

Recommended for use with large format (larger than 27") monitors.
Order the following products separately:

• Flo single-screen monitor arm support (Y91171.)
• Flo single-screen monitor arm - arm only (Y92090.)

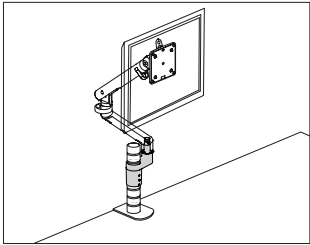
Dimensions

Specification Information		
Step 1.		
Y92085.	A	\$22
Step 2. Finish		
0H	black A	+\$0

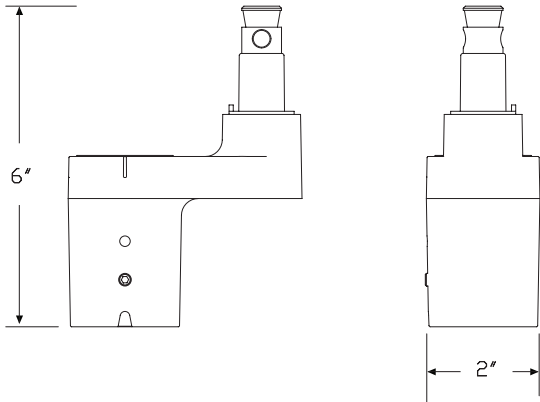
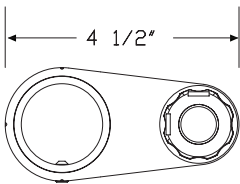


Flo® Modular Bracket - Bracket Only

Y92103



Product Information
Description This bracket attaches a Flo® monitor arm to the Wishbone post.
Notes This product is the bracket only. Bracket includes a 180° stop to protect area behind work surface. Each Flo arm used on a Wishbone post requires a bracket.
Dimensions

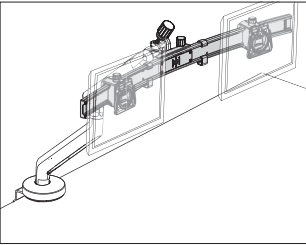


Specification Information
Step 1. Y92103. A
Step 2. Finish 01 silver A

\$80

+\$0

Flo® X Dual Mount Bar - Bar only Y98002



Product Information

Description

Flo® X Dual Mount Bar attaches to Flo X Multi Mount Monitor Arm for dual screen mounting. It offers side-to-side screen-position adjustment on bar with quick-release locking and individual fine adjustment.

Side-to-side swivel of individual screens permits “cockpit” or “flat” screen configurations and continuous curvature alignment of curved screens. Complete bar/monitor installation can be tilted via the screw-operated tilt feature of the Flo X multi mount monitor arm. VESA plates and fixing screws included.

Notes

75 mm and 100 mm VESA compliant.

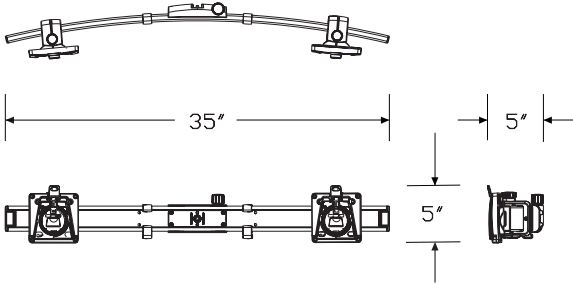
Bar holds 2 monitors up to 32” and weighing between 2-18 lbs. (1-8 kg) each.

Flo X dual mount bar will not mount to the Flo X monitor arm (Y98000.). It is compatible with Flo X multi mount monitor arm (Y98001.) only.

Order the following products separately:

- Flo X multi mount monitor arm (Y98001.)
- Flo X triple bar extension kit (Y98003.)
- Flo X two-piece clamp mount (Y98005.)

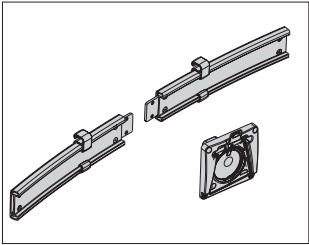
Dimensions



Specification Information		
Step 1.		
Y98002.	A	\$271
Step 2. Finish		
0H	black A	+\$0

Flo® X Triple Bar Extension Kit

Y98003



Product Information

Description

This kit expands Flo® X Dual Mount Bar to triple-screen capability. VESA plates and fixing screws included.

Notes

75 mm and 100 mm VESA compliant.

When attached to the dual mount bar, it supports 3 monitors up to 27" and weighing between 2-11 lbs. (1-5 kg) each.

Order the following products separately:

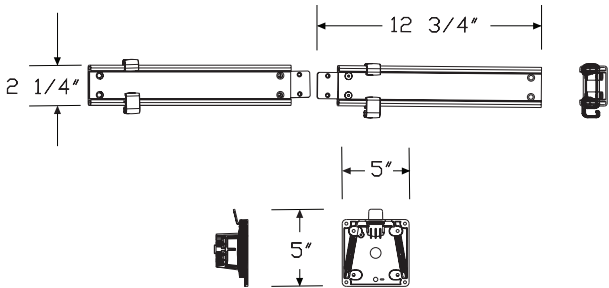
- Flo X multi mount monitor arm (Y98001.)
- Flo X dual mount bar (Y98002.)
- Flo X two-piece clamp mount (Y98005.)

Flo X multi mount handle (Y98004.) is optional but highly recommended. Order separately.

Dimensions

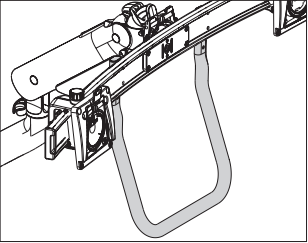
Specification Information		
Step 1.		
Y98003.	A	\$174
Step 2. Finish		
0H	black	A+\$0

Thrive™ Technology Support



Flo® X Multi Mount Handle

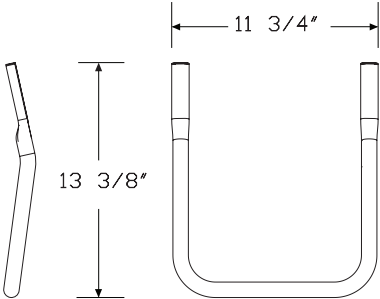
Y98004



Product Information

Description
This handle is recommended for use on Flo® X dual and triple configurations to facilitate easy movement of monitors. It attaches directly to Flo X dual mount bar and offers 2 mount height options. Wide format for easy 2-handed grip. Handle attachment hardware included.

Dimensions

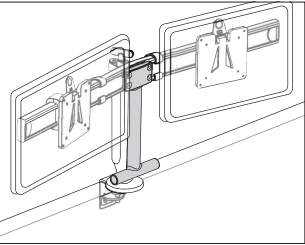


Specification Information

Step 1.		
Y98004.	A	\$111
Step 2. Finish		
0H	black A	+\$0

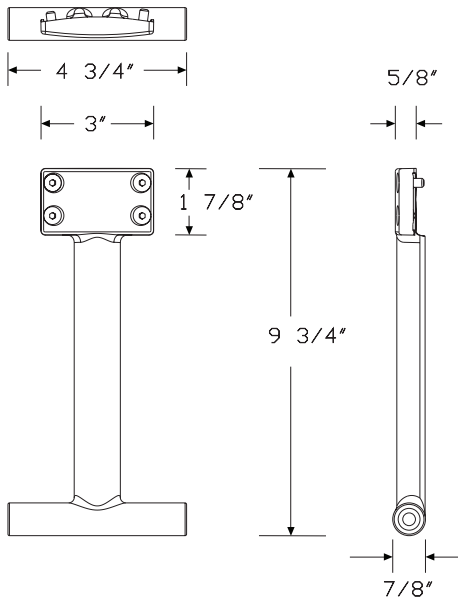
Ollin® Dual Bar Handle - Handle Only

Y95123



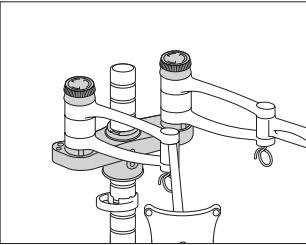
Product Information
Description
This handle attaches to the Ollin Dual Bar. It allows both monitors to move in tandem.
Notes
Order the following products separately:
<ul style="list-style-type: none">• Ollin dual bar (Y95122.)• Ollin single-screen monitor arm support with desired attachment (Y95111.1xxx)• Ollin single screen monitor arm-arm only (Y95000.)
Dimensions

Specification Information
Step 1.
Y95123. A
Step 2. Finish
0H black A
Prices for Steps 1-2.
Y95123. 0H \$42



Enhanced Back-To-Back Post Bracket

Y92009



Product Information

Description

This bracket mounts to a wishbone post to support 2 wishbone or wishbone plus monitor arms. It is used to create a new dual or quad monitor arm assembly, convert a single assembly into a dual monitor, or is added to an existing dual assembly to create a quad assembly.

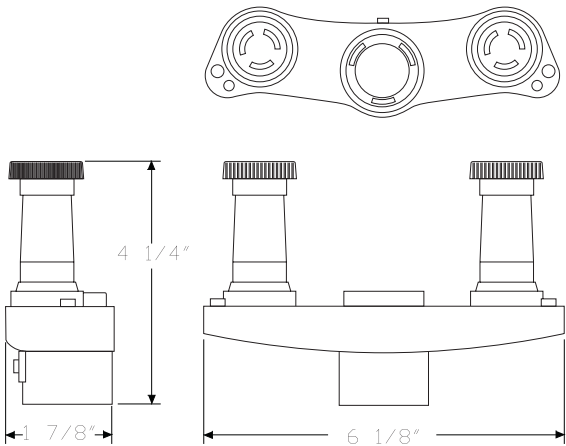
Notes

To support 3 screens, specify the wishbone c-post bracket (Y92026.) separately.

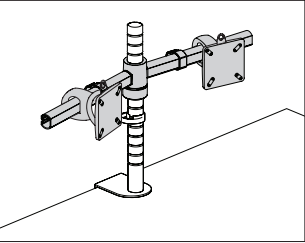
Maximum monitor width in triple screen configuration is 19".

Dimensions

Specification Information		
Step 1.		
Y92009.		\$137
Step 2. Finish		
01	silver	+\$0



Wishbone Dual Bar - Bar Only Y92104



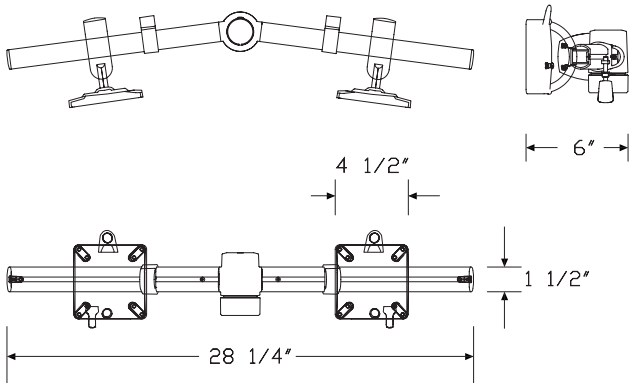
Product Information

Description
This dual bar attaches to the Wishbone post to allow 2 monitors to be set at the appropriate ergonomic height. It is a great solution for high density applications getting the monitors aligned at the back of the work surface. It comes with the VESA brackets set up in a cockpit orientation.

Notes

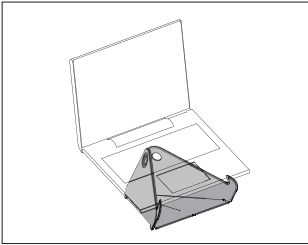
This product number is for the dual bar only.
Product accepts 2 monitors up to 24" each on the crossbar.
Product supports monitors up to 26 pounds each.

Dimensions



Specification Information

Step 1.		
Y92104.	A	\$517
Step 2. Finish		
01	silver	A +\$0



Thrive™ Technology Support

Product Information

Description

This portable, folding laptop stand facilitates ergonomic use of notebook computers in agile working spaces. It elevates the laptop off the work surface, ideal for creating an ergonomic workstation while in the office, working from home or on the go. It supports laptops from 11" to 16" screen size.

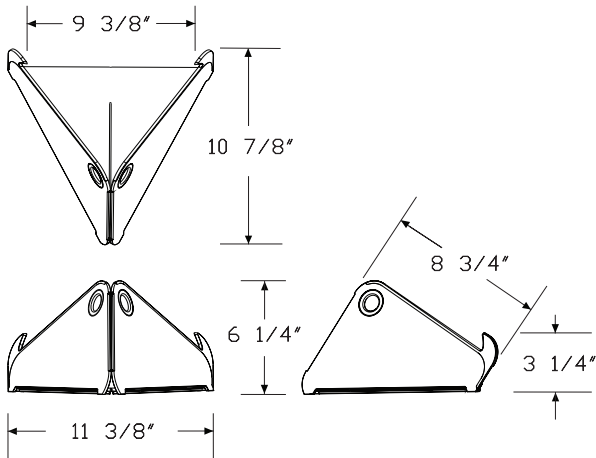
Notes

Accommodates laptop weights from 2.2 lbs. (1.0 kg) to 6.2 lbs. (2.8 kg).

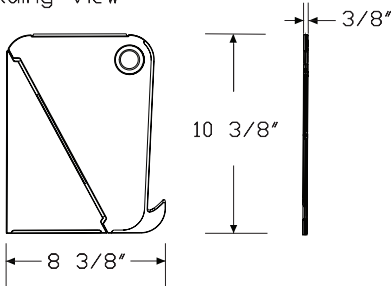
Supports laptops from 11" to 16" screen size.

Stand requires the use of an external keyboard and mouse.

Dimensions



Folding View



Specification Information

Step 1.

Y92075. A \$54

Step 2. Finish

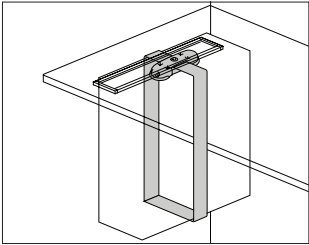
OJ white A +\$0

OMT mint green A +\$0

OYW yellow A +\$0

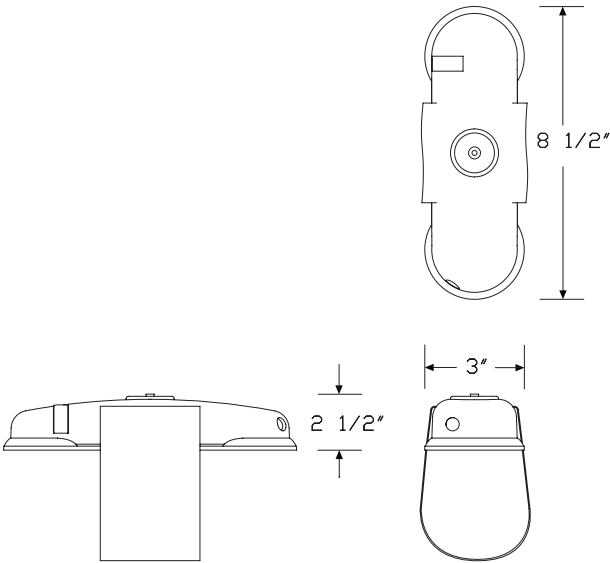
LOOP™ Adjustable CPU Holder Assembly

Y91104



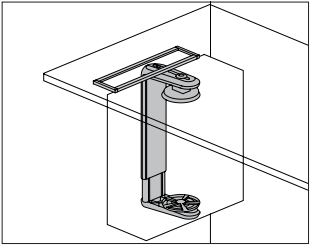
Product Information
Description
This CPU holder hangs below a surface to hold a CPU in a vertical position and includes a 5" or 13 ³ / ₄ " track. Height adjusts from 9 ¹ / ₂ " to 19 ³ / ₄ " high. Width adjusts from 3.1" to 9" wide.
Notes
CPU holder supports a maximum of 44 lbs.
This product was designed by Colebrook Bosson Saunders Products Ltd.
Dimensions

Specification Information
Step 1.
Y91104.
Step 2. Length
05 5" long A
13 13 ³ / ₄ " long
Prices for Steps 1-2.
Y91104. 05 \$274
13 \$280
Step 3. Finish
For 5" long (05)
0I silver +\$0
For 13 ³ / ₄ " long (13)
0H black +\$0

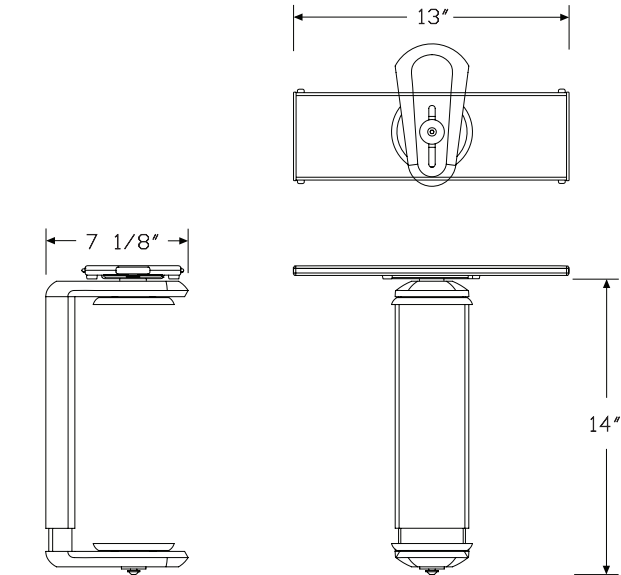


JAW™ Adjustable CPU Holder Assembly

Y91103



Product Information
Description
This CPU holder hangs below a surface to hold a CPU in a vertical position and includes a 5" or 13¾" track. Height adjusts from 11½" to 20" high. Width adjusts from 3½" to 9½" wide.
Notes
CPU holder supports a maximum of 55 lbs. This product was designed by Colebrook Bosson Saunders Products Ltd.
Dimensions

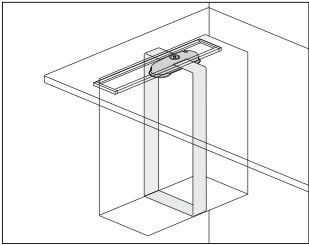


Specification Information
Step 1.
Y91103.
Step 2. Length
05 5" long <input type="checkbox"/> A
13 13¾" long
Prices for Steps 1-2.
Y91103. 05 \$354
13 \$360
Step 3. Finish

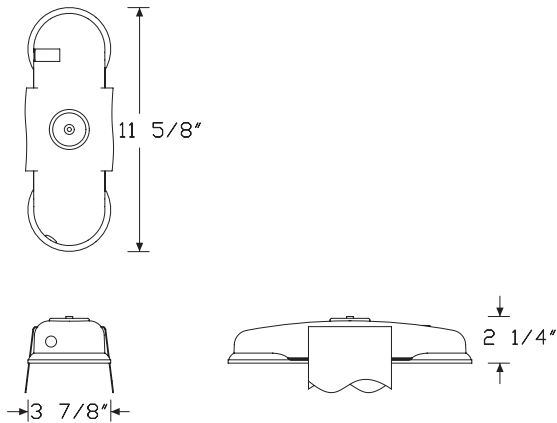
For 5" long (05)
0I silver +\$0
For 13¾" long (13)
0H black +\$0

LOOP™ Adjustable CPU Holder

Y92041



Product Information
Description
This CPU holder hangs below a surface to hold a CPU in a vertical position. The height can be adjusted from 11" to 19¾" high. The width can be adjusted from 3½" to 9" wide.
Notes
Specify CPU holder slide and rotate kit (Y92038.) separately.
CPU holder supports a maximum of 44 lbs.
This product was designed by Colebrook Bosson Saunders Products Ltd.
Dimensions

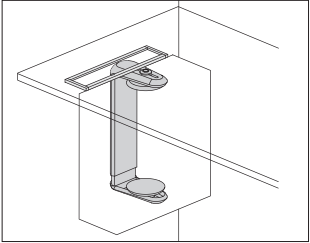


Specification Information
Step 1.
Y92041.
Step 2. Finish
0H black

\$215
+\$0

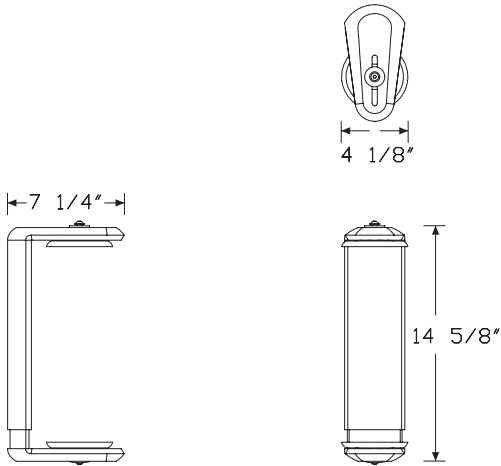
JAW™ Adjustable CPU Holder

Y92040



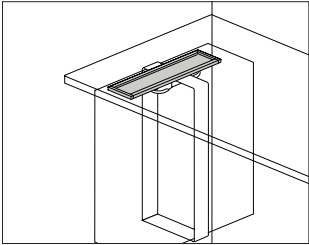
Product Information
Description
This CPU holder hangs below a surface to hold a CPU in a vertical position. The height can be adjusted from 11½" to 20" tall. The width can be adjusted from 3½" to 9½" wide.
Notes
Specify CPU holder slide and rotate kit (Y92038.) separately. CPU holder supports a maximum of 55 lbs. This product was designed by Colebrook Bosson Saunders Products Ltd.
Dimensions

Specification Information	
Step 1.	
Y92040. <input type="text" value="A"/>	\$295
Step 2. Finish	
01 silver <input type="text" value="A"/>	+\$0

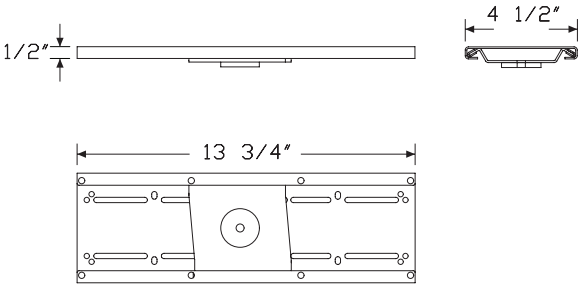


Universal CPU Holder Slide & Rotate Kit

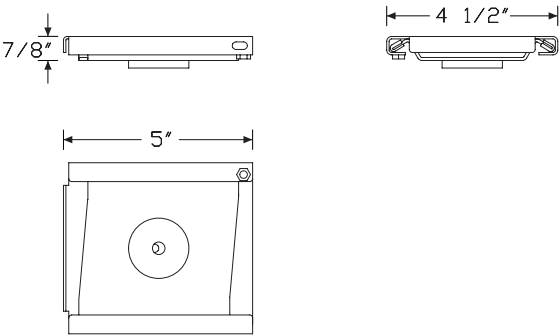
Y92038



Product Information
Description
This kit attaches to a surface to support a CPU holder. It includes a track that allows the CPU holder to slide out and rotate for easy access. Attachment hardware included.
Notes
Slide & rotate kit is compatible with Colebrook Bosson Saunders CPU holders.
This product was designed by Colebrook Bosson Saunders Products Ltd.
Dimensions

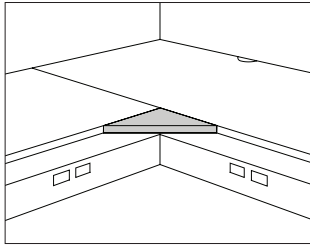


Universal slide & rotate



Universal Mounting rotating bracket

Specification Information
Step 1.
Y92038.
Step 2. Length
05 5" long A
13 13 3/4" long
Prices for Steps 1-2.
Y92038. 05 \$59
13 \$65
Step 3. Finish
For 5" long (05)
0I silver A +\$0
For 13 3/4" long (13)
0H black +\$0



Product Information

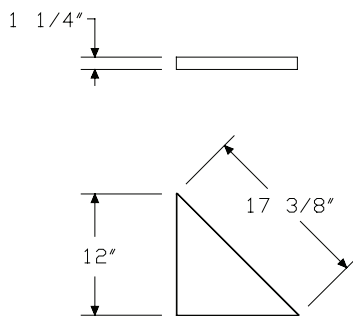
Description

This wedge attaches to 2 work surfaces at a 90° angle to provide a corner work surface. It can be used with Action Office®, Canvas, and Ethospace® surfaces. The wedge has a laminate top and thermoplastic edge, laminate top with a thermoplastic backed plywood edge, or a veneer top and edge. Attachment hardware is included.

Notes

Corner wedge can support a keyboard tray attached to the underside of the work surfaces in 90° corner applications.

Dimensions



Specification Information

Step 1.

Y2091.

Step 2. Surface Material

L	high-pressure laminate top/thermoplastic edge
U	high-pressure laminate/universal edge
W	veneer A

Prices for Steps 1-2.

Y2091. L	\$174
U	\$166
W	\$248

Step 3.

Top Finish

For high-pressure laminate top/thermoplastic edge (L) or high-pressure laminate/universal edge (U)

76	light brown walnut	+\$0
8Q	folkstone grey	+\$0
91	white	+\$0
98	studio white	+\$0
CL	cool grey neutral	+\$0
HF	inner tone light	+\$0
HM	natural maple	+\$0
HP	light anigre	+\$0
HX	aged cherry	+\$0
LBA	clear on ash	+\$0
LBR	phantom ecru	+\$0
LBS	phantom cocoa	+\$0
LBU	medium matte walnut	+\$0
LBV	warm grey teak	+\$0
LBB	oak on ash	+\$0
LBC	walnut on ash	+\$0
LBF	neutral twill	+\$0
LBJ	graphite twill	+\$0
LBQ	white twill	+\$0
LT	light tone	+\$0
LU	soft white	+\$0
WL	sandstone	+\$0
WN	warm grey neutral	+\$0

Squared-Edge Corner Wedge

continued

Top/Edge Finish: Wood Veneer

For veneer (W)

CHD	noble cherry A	+\$39
2U	light brown walnut A	+\$39
40	dark brown walnut A	+\$39
EW	medium matte walnut A	+\$39
ET	clear on ash A	+\$39
EU	oak on ash A	+\$39
EV	walnut on ash A	+\$39
UL	natural maple A	+\$39

Step 4. Edge Finish

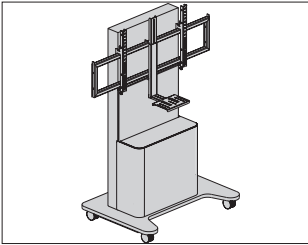
For high-pressure laminate top/thermoplastic edge (L)

76	light brown walnut	+\$0
8Q	folkstone grey	+\$0
91	white	+\$0
98	studio white	+\$0
BU	black umber	+\$0
CL	cool grey neutral	+\$0
HF	inner tone light	+\$0
HM	natural maple	+\$0
HP	light anigre	+\$0
HX	aged cherry	+\$0
LBA	clear on ash	+\$0
LBR	phantom ecru	+\$0
LBS	phantom cocoa	+\$0
LBU	medium matte walnut	+\$0
LBV	warm grey teak	+\$0
LBB	oak on ash	+\$0
LBC	walnut on ash	+\$0
LBF	neutral twill	+\$0
LBJ	graphite twill	+\$0
LBQ	white twill	+\$0
LU	soft white	+\$0
WL	sandstone	+\$0
WN	warm grey neutral	+\$0

For high-pressure laminate/universal edge (U)

PLY	plywood edge	+\$50
------------	--------------	-------

AV/VC One Technology Support Kit Y96111



Product Information

Description

The AV/VC One technology support kit provides all the equipment to support A/V and video conferencing needs for single or dual screens. It features lockable casters to facilitate easy movement from one location to another. Kit includes a universal camera mount that can be mounted above or below the screen(s), a universal codec mount supporting video conferencing from most manufacturers, and 1 or 2 screen mounting brackets. Ships knocked down.

Notes

Maximum load capacity for single screen kit is 132 pounds. Maximum load capacity for dual screen kit is 264 pounds.

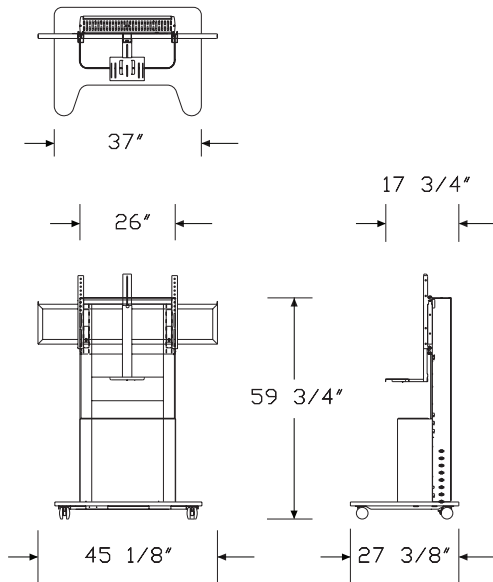
Single screen kit supports screen formats from 55" to 80".

Dual screen kit supports screen formats from 55" to 65".

Order the AV/VC One shelf (Y96005.) separately.

This product was designed by Colebrook Bosson Saunders Products Ltd.

Dimensions



Specification Information

Step 1.

Y96111. A

Step 2. Screen Integration

1 one screen set-up A

2 two screen set-up A

Step 3. Front Type

A full front panel A

B front technology box and panel A

Prices for Steps 1-3.

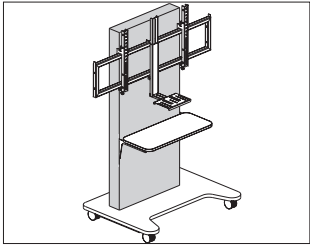
	A	B
Y96111. 1	\$4518	5094
2	\$5074	5650

Step 4. Finish

0H black A +\$0

AV/VC One Column Kit

Y96000



Product Information

Description

This kit is the vertical column used to support screens. It features a lockable back panel for security and easy access, and includes 1 camera and codec mount. It has a ventilated back and top to allow for airflow within the unit. The column offers easy hook-on features to permit quick and easy mounting of core parts and accessories. Column supports up to 132 pounds when mounting a single screen, and up to 264 pounds for a dual screen configuration.

Notes

Order the following products separately, as needed:

- AV/VC One front box kit (Y96003.) or full front panel (Y96004.)
- AV/VC One base (Y96001.)
- AV/VC One screen mount kit (Y96002.)
- AV/VC One shelf (Y96005.)

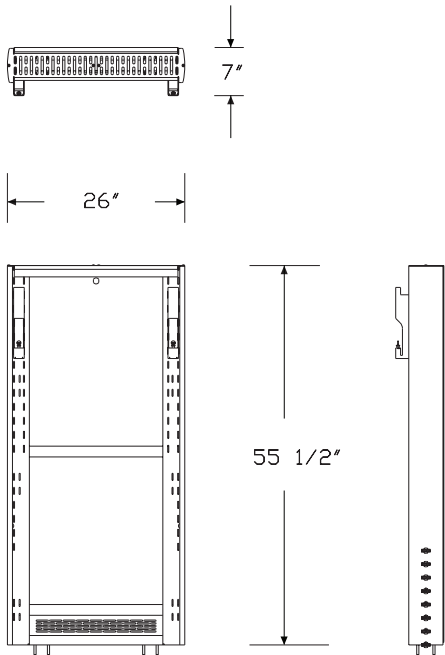
This column is used in the AV/VC One technology support kit (Y96111.).

This product was designed by Colebrook Bosson Saunders Products Ltd.

Dimensions

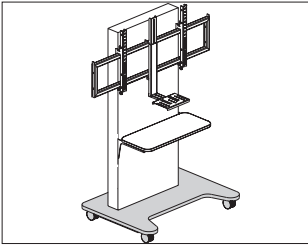
Specification Information		
Step 1.		
Y96000.	A	\$2677
Step 2. Finish		
0H	black A	+\$0

Thrive™ Technology Support



AV/VC One Base

Y96001



Product Information

Description

The AV/VC One base features lockable casters and a cutout in front to allow users to interact with the screen. The AV/VC One column kit and column kit in the AV/VC One technology support kit attach to the base to support the screens.

Notes

Order the following products separately, as needed:

- AV/VC One column kit (Y96000.)
- AV/VC One technology support kit (Y96111.)

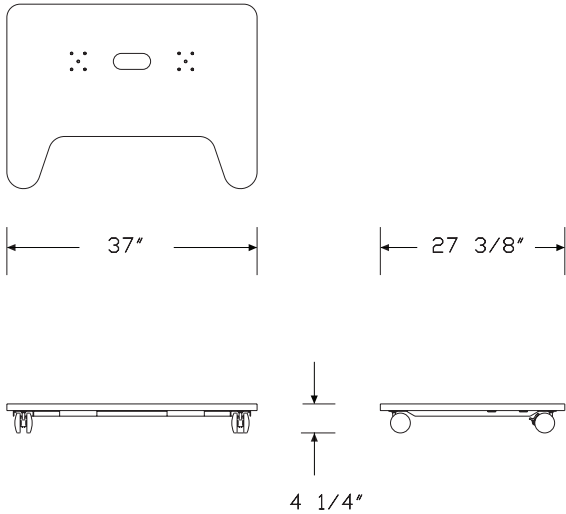
Base includes cable management hole.

This column is used in the AV/VC One technology support kit (Y96111.).

This product was designed by Colebrook Bosson Saunders Products Ltd.

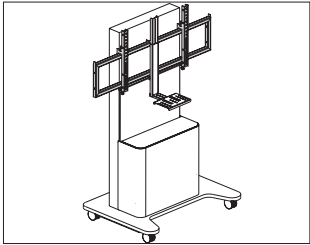
Dimensions

Specification Information		
Step 1.		
Y96001.	A	\$965
Step 2. Finish		
0H	black A	+\$0

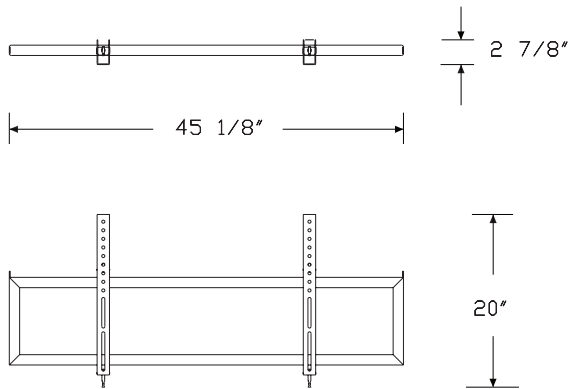


AV/VC One Screen Mount Kit

Y96002



Product Information
Description
The AV/VC One screen mount kit provides the bracket to mount a screen to the AV/VC One column kit and column kit in the AV/VC One technology support kit.
Notes
Kit supports single screen formats from 55" to 80".
Kit supports dual screen formats from 55" to 75". Requires 2 screen mount kits.
Fine height adjustment for perfect dual screen alignment.
Screen mounts lock into position for safety.
This column is used in the AV/VC One technology support kit (Y96111.), ordered separately.
This product was designed by Colebrook Bosson Saunders Products Ltd.
Dimensions

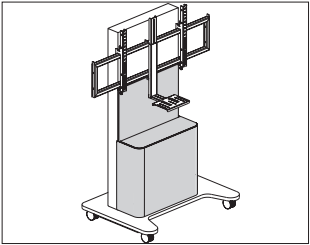


Specification Information	
Step 1.	
Y96002. <input type="text" value="A"/>	\$556
Step 2. Finish	
0H black <input type="text" value="A"/>	+\$0

Thrive™ Technology Support

AV/VC One Front Box Kit

Y96003



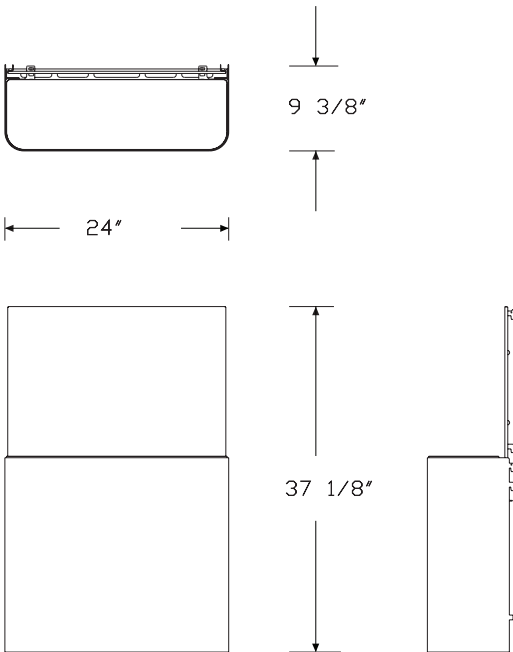
Product Information

Description
The AV/VC One front box kit provides a place to store rack-mounted equipment. It mounts to the AV/VC One column kit and column kit in the AV/VC One technology support kit. Front box kit supports 44 pounds and features easy hook-on mounting.

Notes

- Box houses 19" rack mount media equipment with 5U capacity.
- Box permits top mount access to install and access rack equipment.
- Box has perforated floor to allow adequate ventilation through the box.
- Removable lid includes optional security fixings.
- Front panel included.
- This front box kit or the full front panel (Y96004.) is used in the AV/VC One technology support kit (Y96111.), ordered separately.
- This product was designed by Colebrook Bosson Saunders Products Ltd.

Dimensions

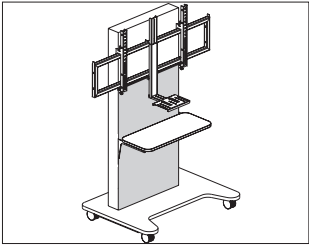


Specification Information

Step 1.		
Y96003.	A	\$896
Step 2. Finish		
0H	black A	+\$0

AV/VC One Full Front Panel

Y96004



Product Information

Description

The AV/VC One full front panel mounts to the AV/VC One column kit and column kit in the AV/VC One technology support kit when the front box kit is not used. Full front panel features easy hook-on mounting.

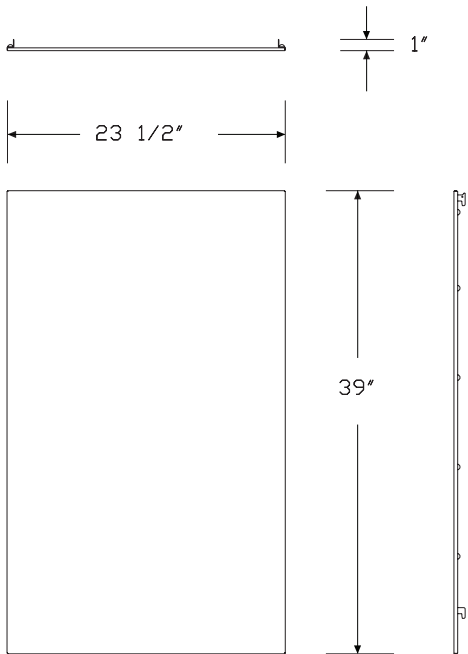
Notes

This full front panel or the front box kit (Y96003.) is used in the AV/VC One technology support kit (Y96111.), ordered separately.
This product was designed by Colebrook Bosson Saunders Products Ltd.

Dimensions

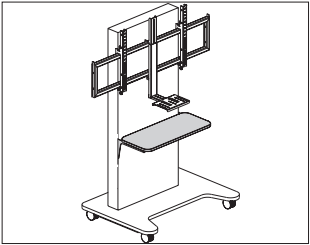
Specification Information		
Step 1.		
Y96004.	A	\$320
Step 2. Finish		
0H	black A	+\$0

Thrive™ Technology Support



AV/VC One Shelf

Y96005



Product Information

Description

The AV/VC One shelf mounts to the AV/VC One column kit and column kit in the AV/VC One technology support kit. It features easy hook-on mounting at a range of heights. Shelf supports laptops, screen drivers, or a VC camera. It can be retrofitted after installation.

Notes

Shelf supports up to 55 pounds.

This product was designed by Colebrook Bosson Saunders Products Ltd.

Dimensions

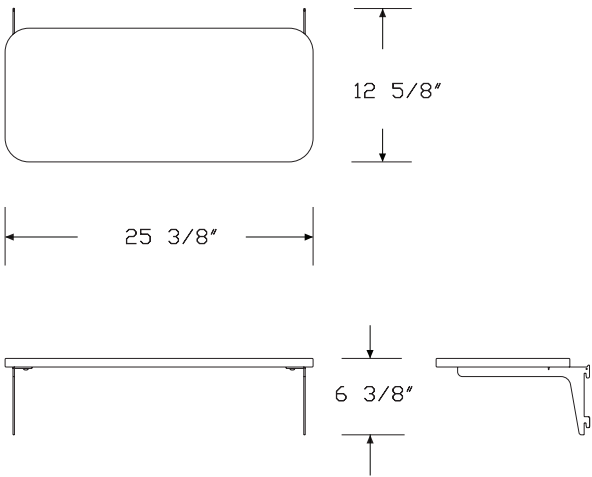
Specification Information

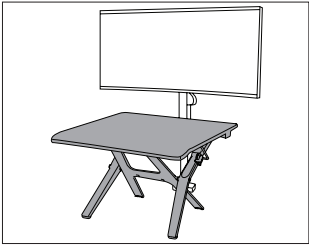
Step 1.

Y96005.	A	\$517
---------	---	-------

Step 2. Finish

0H	black	A	+\$0
----	-------	---	------





Product Information

Description

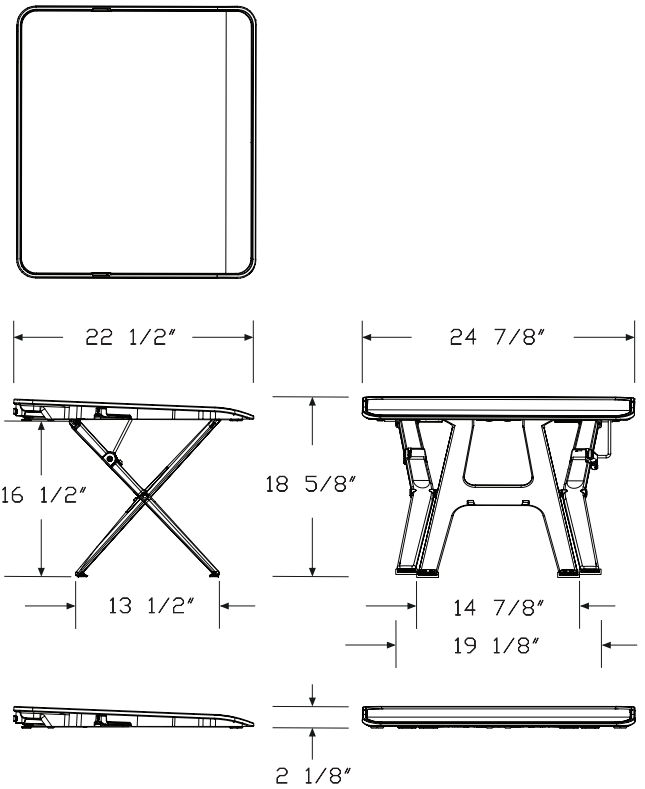
This freestanding sit-stand riser allows users to easily transform an existing fixed-height work surface into a sit-stand workstation. It uses spring-activated levers to raise and lower the riser work surface to one of 9 preset height positions. The riser worksurface sits 2¹/₈" above the work surface when fully collapsed, and up to 18⁵/₈" above the work surface when extended to maximum height. Total height adjustment range is 16¹/₂". Riser worksurface can hold up to 15 pounds of equipment and can be used with a fixed-height work surface-attached Ollin or Flo® monitor arm with an extended height riser clamp for monitor support. The sit-stand riser can be easily moved to another work surface or for storage using the integrated carry handle. The sit-stand riser has integrated non-skid feet for a secure install on a work surface.

Notes

Riser worksurface finish is black (OH).

To use with Ollin, Flo, or Lima monitor arms, order monitor arms with extended riser clamps separately.

Dimensions



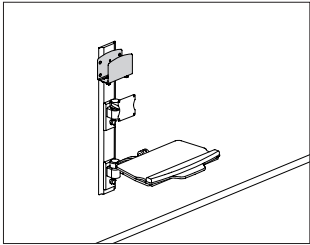
Monto Sit Stand Riser *continued*

Thrive™ Technology Support

Specification Information		
Step 1.		
Y93000.	<input type="checkbox"/> A	\$864
Step 2. Work Surface Finish		
0H	black <input type="checkbox"/> A	+\$0
Step 3. Leg Finish		
0I	silver <input type="checkbox"/> A	+\$0

Track Mount Small Cradle CPU Support

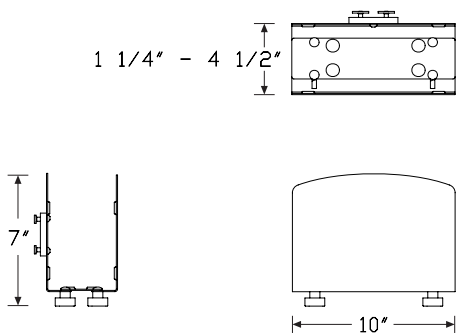
Y94100



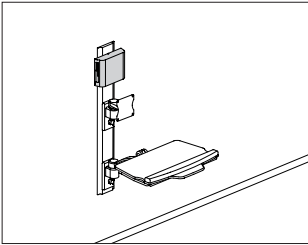
Product Information
Description
This track mount CPU cradle is adjustable from 1 1/4" to 4 1/2" wide and can mount to HD, LD and Mbrace wall tracks.
Notes
Wall mount hardware included.
Dimensions

Specification Information		
Step 1.		
Y94100.	<input type="checkbox"/> A	\$409
Step 2. Finish		
0I	silver <input type="checkbox"/> A	+\$0
0J	white <input type="checkbox"/> A	+\$0

Thrive™ Technology Support



Track Mount CPU EnclosureY94102



Thrive™ Technology Support

Product Information

Description

This track mount CPU enclosure measures 14" wide by 11" tall and 5" deep, and is designed to prevent tampering with cables and connections. The steel enclosure provides ventilation.

Notes

Mounts directly to the wall or 32", 34", or 48" wall tracks.
Wall mount hardware included.

Dimensions

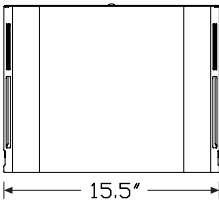
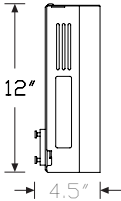
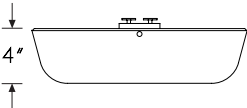
Specification Information

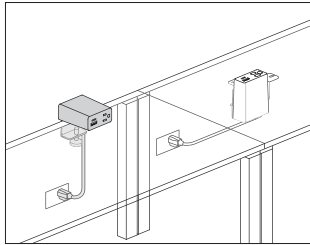
Step 1.

Y94102. A \$708

Step 2. Finish

0I silver A +\$0
0J white A +\$0





Product Information

Description

This electrical distributor plugs directly into floor, wall, or ceiling drop outlets. Each module configuration presents the same visual appearance. Cable clips and attachment hardware included. Product is UL listed.

Notes

Cable clips for cord management are intended for a 1-time installation.

Clamp versions can be reoriented in the field by a technician.

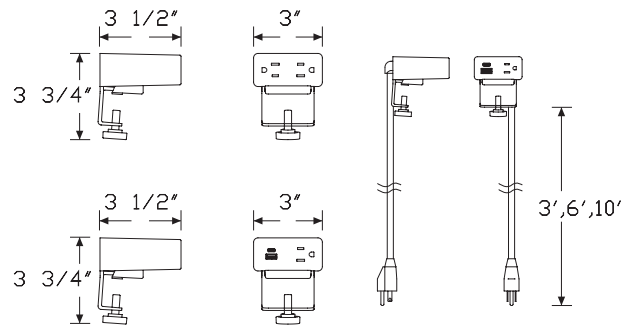
USB ports provide a combined 20 watts of power to charge most devices and tablets at full speed. USB-C provides 15 watts of power and USB-A provides 10 watts of power individually. When using the USB-C and USB-A ports simultaneously, USB-C remains at 15 watts and USB-A reduces to 5 watts.

Cord color is predetermined. For white (91) finish cords will be white.

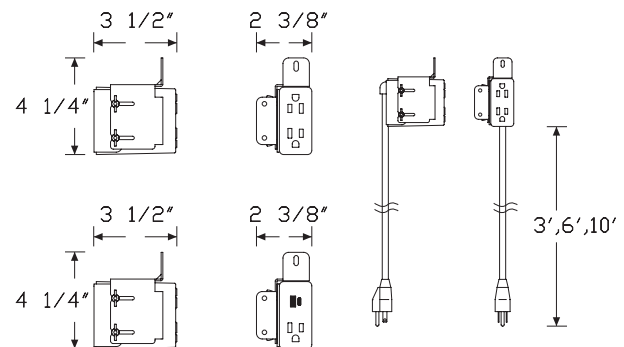
For graphite (G1) finish cords will be black.

Grommet mount attachment (Y1414.xxxG) does not come with the mini grommet. Order Logic mini grommet (Y1412.) separately, as needed.

Dimensions



Surface Clamp



Grommet Mount

Specification Information

Step 1.

Y1414.

Step 2. Configuration

- L** 1 simplex receptacles, 1 powered USB A/C Combo
- K** 2 simplex receptacles

Step 3. Cord/Conduit Length

- 03** 3' cord/conduit
- 06** 6' cord/conduit
- 10** 10' cord/conduit

Step 4. Attachment

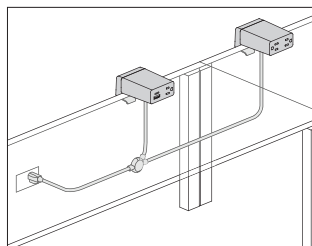
- G** grommet mount
- S** surface clamp

Prices for Steps 1-4.

		G	S
Y1414. L	03	\$457	457
	06	\$457	457
	10	\$468	468
	K 03	\$256	256
	06	\$256	256
	10	\$269	269

Step 5. Finish

- BK** black ☐ +\$0
- 91** white ☐ +\$0
- 98** studio white ☐ +\$0
- G1** graphite ☐ +\$0



Product Information

Description

This electrical distributor plugs directly into floor, wall, or ceiling drop outlets. Each module configuration presents the same visual appearance. Cable clips and attachment hardware included. Product is ETL listed to UL962.

Notes

Cable clips for cord management are intended for a 1-time installation.

Clamp versions can be reoriented in the field by a technician.

Jumper length denotes distance between center points of each split point.

Cord length denotes distance from plug end to first split point.

Cord color is black for all module finish colors.

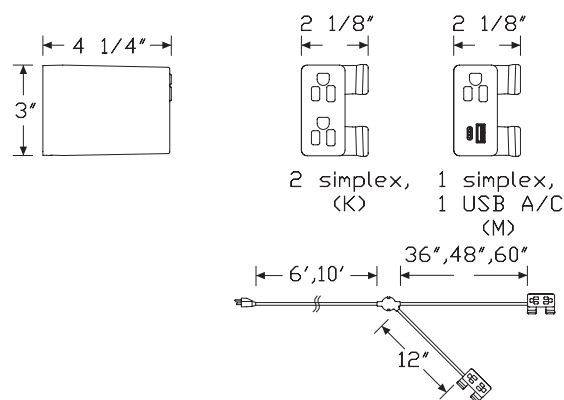
All branch lengths from main power cord to module are 12".

USB ports provide a combined 20 watts of power to charge most devices and tablets at full speed. USB-C provides 15 watts of power and USB-A provides 10 watts of power individually. When using the USB-C and USB-A ports simultaneously, USB-C remains at 15 watts and USB-A reduces to 5 watts.

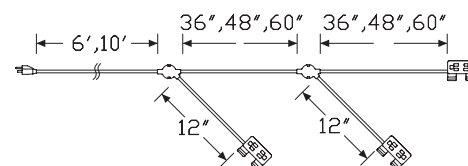
The cord head contains a circuit breaker when there are more than 3 simplex receptacles.

Grommet mount attachment (Y1415.xxxxG) does not come with the mini grommet. Order Logic mini grommet (Y1412.) separately, as needed.

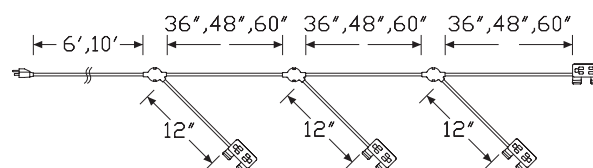
Dimensions



Two Power Modules



Three Power Modules



Four Power Modules

Specification Information	
Step 1.	
Y1415.	

Step 2. Number of Modules	
2	two power modules
3	three power modules
4	four power modules

Step 3. Power Type	
M	1 simplex receptacles, 1 powered USB A/C Combo
K	2 simplex receptacles, all modules
N	first module has 1 AC simplex plus 1 powered USB A/C Combo all other modules have all AC simplexes

Step 4. Jumper Length	
36	36" between split points
48	48" between split points
60	60" between split points

Step 5. Attachment	
G	grommet mount
S	surface clamp

Step 6. Cord/Conduit Length	
06	6' cord/conduit
10	10' cord/conduit

Prices for Steps 1-6.	
-----------------------	--

		36G06	36G10	36S06	36S10	48G06	48G10
Y1415.2	M	\$1005	1019	1005	1019	1017	1032
	K	\$604	617	604	617	614	629
	N	\$804	818	804	818	816	830
3	M	\$1497	1510	1497	1510	1518	1533
	K	\$914	931	914	931	939	950
	N	\$1117	1130	1117	1130	1138	1154
4	M	\$2032	2046	2032	2046	2065	2079
	K	\$1229	1240	1229	1240	1262	1273
	N	\$1428	1442	1428	1442	1462	1474

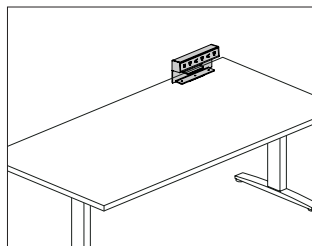
		48S06	48S10	60G06	60G10	60S06	60S10
Y1415.2	M	\$1017	1032	1029	1045	1029	1045
	K	\$614	629	624	639	624	639
	N	\$816	830	828	842	828	842
3	M	\$1518	1533	1542	1555	1542	1555
	K	\$939	950	960	972	960	972
	N	\$1138	1154	1163	1175	1163	1175

4	M	\$2065	2079	2113	2127	2113	2127
	K	\$1262	1273	1292	1309	1292	1309
	N	\$1462	1474	1495	1508	1495	1508

Step 7. Finish			
91	white	<input type="checkbox"/>	+\$0
98	studio white	<input type="checkbox"/>	+\$0
BK	black	<input type="checkbox"/>	+\$0
G1	graphite	<input type="checkbox"/>	+\$0

Logic C1000 Universal Clamp Mount Distributor

Y1423.



Product Information

Description

This Logic Power Access Solutions™ clamp mounted electrical distributor comes in several widths and configurations of simplex receptacles and USB-A and USB-C charging ports. The unit is powered using a standard power cord with plug end. Data cords can be routed through the integrated opening at the rear of the unit. Product is UL listed.

Notes

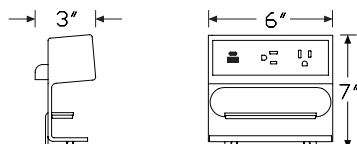
Clamp mounts on worksurfaces 1"1¹/₄" thick.

Faceplate color matches unit color.

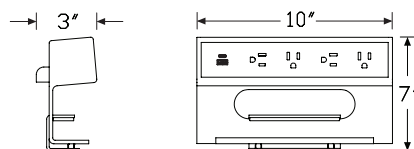
Simplex receptacles have alternating orientation and greater than normal plug spacing to accommodate most plug types.

USB ports provide a combined 20 watts of power to charge most devices and tablets at full speed. USB-C provides 15 watts of power and USB-A provides 10 watts of power individually. When using the USB-C and USB-A ports simultaneously, USB-C remains at 15 watts and USB-A reduces to 5 watts.

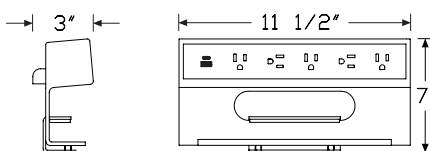
Dimensions



2 simplex receptacles with 1 powered USB A/C combo (H)



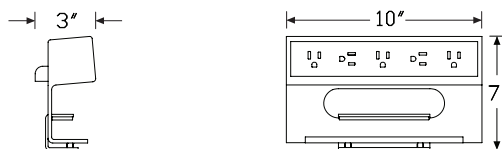
4 simplex receptacles with 1 powered USB A/C combo (I)



5 simplex receptacles with 1 powered USB A/C combo (J)



3 simplex receptacles (E)



5 simplex receptacles (F)

Logic C1000 Universal Clamp Mount Distributor *continued*

Thrive™ Power and Data Support

Specification Information

Step 1.

Y1423.

Step 2. Configuration

- H

2 simplex receptacles, 1 powered USB A/C Combo
- I

4 simplex receptacles, 1 powered USB A/C Combo
- J

5 simplex receptacles, 1 powered USB A/C Combo
- E

3 simplex receptacles
- F

5 simplex receptacles

Step 3. Power Type

- A

power cord with plug end

Step 4. Cord/Conduit Length

- 03

3' cord/conduit
- 06

6' cord/conduit
- 10

10' cord/conduit

Prices for Steps 1-4.

	03	06	10
Y1423. H A	\$614	614	629
I A	\$738	738	750
J A	\$789	789	803
E A	\$412	412	427
F A	\$538	538	550

Step 5. Finish

- 91

white ☐

+\$0
- 98

studio white ☐

+\$0
- BK

black ☐

+\$0
- G1

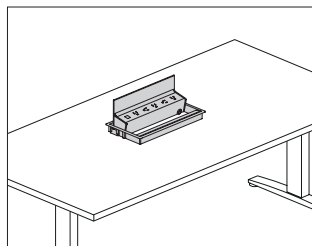
graphite ☐

+\$0
- MS

metallic silver ☐

+\$0

Logic G1000 Grommet Mounted Electrical Distributor Y1425.



Product Information

Description

This Logic Power Access Solutions™ grommet mounted electrical distributor comes in several widths and configurations of simplex receptacles and USB-A and USB-C charging ports. The unit is powered using a standard power cord with plug end, or an IEC connector when used with Renew™ Sit-to-Stand tables. An integrated cord keeper at the face of the unit captures data cords. The unit pivots from a closed position to 135° allowing easy access to power and data cords stored beneath the unit. Product is UL listed.

Notes

Field cutting of grommet cutout is possible.

IEC connector for Renew power type (C) includes short cord designed to connect to the Renew table power cord through-leg option. Actual cord length may vary.

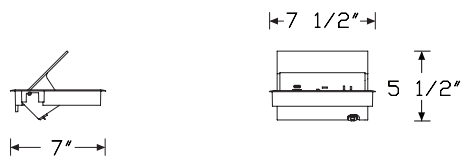
Simplex receptacles have alternating orientation and greater than normal plug spacing to accommodate most plug types.

USB ports provide a combined 20 watts of power to charge most devices and tablets at full speed. USB-C provides 15 watts of power and USB-A provides 10 watts of power individually. When using the USB-C and USB-A ports simultaneously, USB-C remains at 15 watts and USB-A reduces to 5 watts.

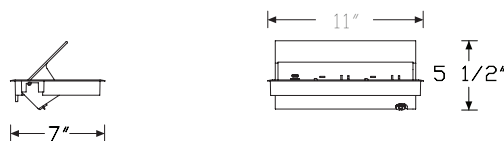
Refer to Renew Sit-to-Stand Tables planning guide for specific application information.

20' cord/conduit length (20) is recommended for Exclave® applications.

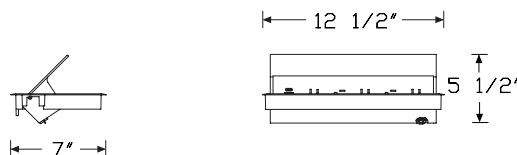
Dimensions



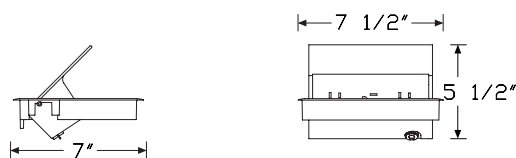
2 simplex receptacles with 1 powered USB A/C combo (H)



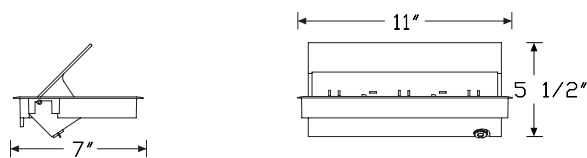
4 simplex receptacles with 1 powered USB A/C combo (I)



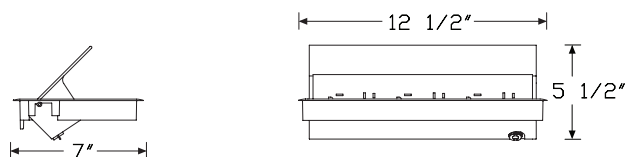
5 simplex receptacles with 1 powered USB A/C combo (J)



3 simplex receptacles (E)



5 simplex receptacles (F)



6 simplex receptacles (G)

Logic G1000 Grommet Mounted Electrical Distributor *continued*

Thrive™ Power and Data Support

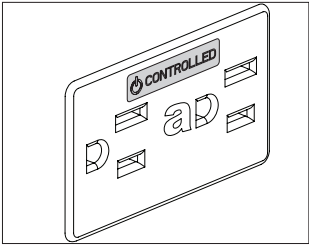
Specification Information					
Step 1.					
Y1425.					
Step 2. Configuration					
H	2 simplex receptacles, 1 powered USB A/C Combo				
I	4 simplex receptacles, 1 powered USB A/C Combo				
J	5 simplex receptacles, 1 powered USB A/C Combo				
E	3 simplex receptacles				
F	5 simplex receptacles				
G	6 simplex receptacles				
Step 3. Power Type					
A	power cord with plug end				
C	IEC connector for Renew Tables				
Step 4. Cord/Conduit Length					
For power cord with plug end (A)					
03	3' cord/conduit				
06	6' cord/conduit				
10	10' cord/conduit				
20	20' cord/conduit				
For IEC connector for Renew Tables (C)					
03	3' cord/conduit				
Prices for Steps 1-4.					
		03	06	10	20
Y1425. H	A	\$873	873	887	901
	C	\$887	—	—	—
I	A	\$1011	1011	1028	1042
	C	\$1028	—	—	—
J	A	\$1104	1104	1117	1130
	C	\$1117	—	—	—
E	A	\$672	672	685	697
	C	\$685	—	—	—
F	A	\$811	811	826	841
	C	\$826	—	—	—
G	A	\$901	901	914	931
	C	\$914	—	—	—

Step 5. Finish		
91	white A	+\$0
98	studio white A	+\$0
BK	black A	+\$0
G1	graphite A	+\$0
MS	metallic silver A	+\$0

Controlled Receptacle Decal

(12 per sheet)

G9999.

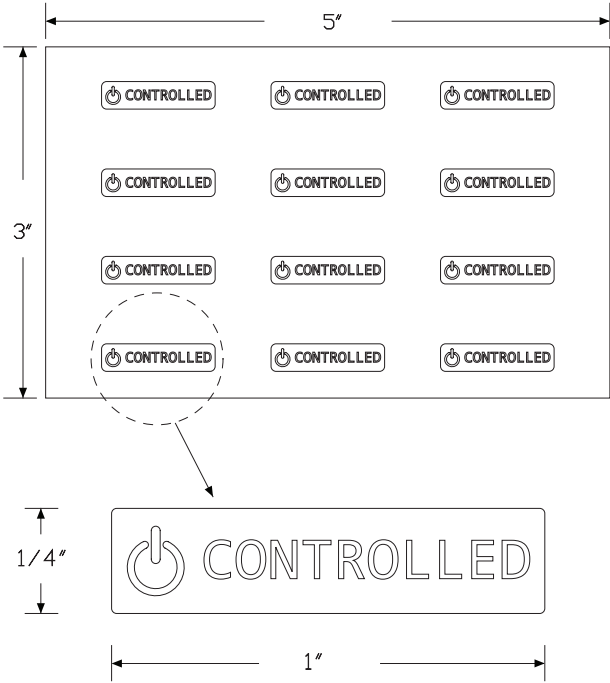


Product Information

Description

This decal is to be used for ASHRAE90.1 and Title 24 compliance. The decal is used to mark standard receptacles (new or existing) that are under automated control by the energy management system. 1 sheet includes 12 clear decals with white or black print.

Dimensions



Specification Information

Step 1.

G9999.

A

Step 2. Color

B

black print

A

W

white print

A

Prices for Steps 1-2.

G9999. B

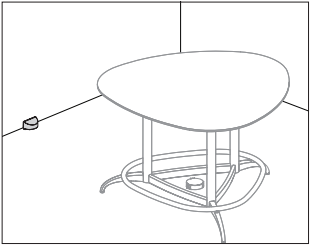
\$17

W

\$17

Logic Reach™ Wall Start

Y1450.



Product Information

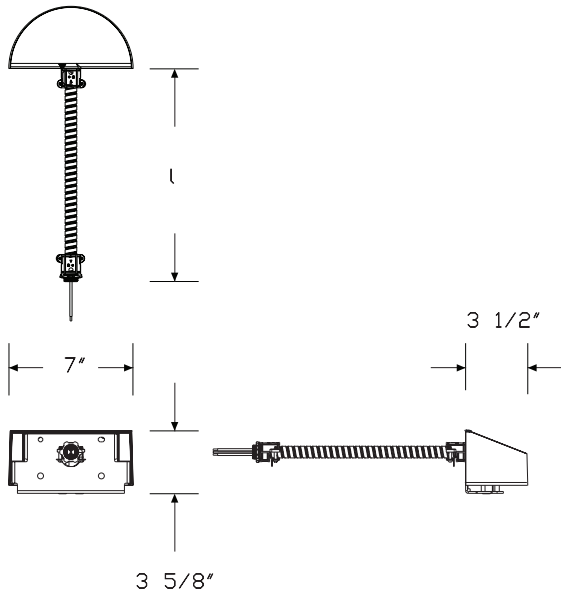
Description

This Logic Reach™ Wall Start accommodates single circuit power connection from an architectural wall or column either internally or externally. It routes single circuit A power and is rated at 20 amps. It is UL Listed.

Notes

Internal drywall (01) application routes conduit to junction box. Conduit length is 3 feet.
External to wall (02) application routes a water-tight conduit to junction box. Liquid tight conduit length is 5 feet.
Internal and external wall starts must be hardwired to a power source by a licensed electrician and must be connected to a branch circuit protected by a Class A GFCI circuit breaker.
Order Logic Reach under-carpet track (Y1470.) and electrical hub (Y1480.) separately.

Dimensions



Specification Information

Step 1.

Y1450. ☐ A

Step 2. Circuit

A circuit a ☐ A

Step 3. Application

- 01 internal wall wire infeed ☐ A
02 external wall wire infeed ☐ A

Step 4. Direction

For wall exit (*), skip this step.

For internal wall wire infeed (01), skip this step.

For external wall wire infeed (02)

- L lefthand exit ☐ A
R righthand exit ☐ A

Prices for Steps 1-4.

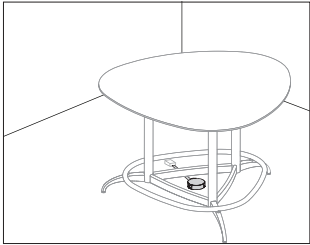
		*	L	R
Y1450. A	01	\$340	—	—
	02	—	\$456	456

Step 5. Finish

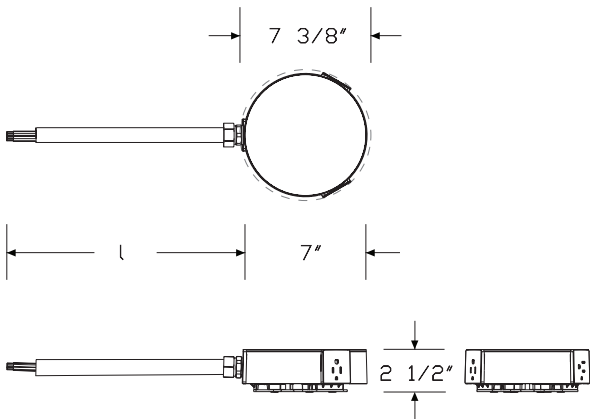
DCR	dark carbon <input type="checkbox"/> A			+\$0
DVP	dark mineral <input type="checkbox"/> A			+\$0

Logic Reach™ Floor Start

Y1451.



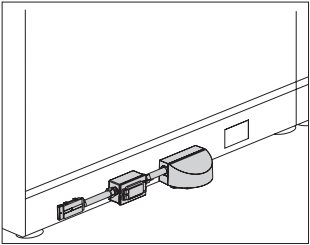
Product Information
Description
This Logic Reach™ Floor Start draws single circuit A power from a floor power source. It routes single circuit A power and is rated at 20 amps with 15-amp receptacles. It connects to 1 or 2 Under-Carpet Tracks and is UL Listed. Attachment hardware not included.
Notes
See planning guide for hardware suggestions based on floor type.
Floor start must be hardwired into a floor power source by a licensed electrician and must be connected to a branch circuit protected by a Class A GFCI circuit breaker.
Floor start terminates in a modified electrical hub that includes 2 receptacles.
The modified electrical hub receptacle location that has the liquid tight conduit replaces the receptacle position that is oriented ground-pin-down.
Liquid tight conduit length is 6 feet.
Order Logic Reach under-carpet track (Y1470.) and electrical hub (Y1480.) separately.
Dimensions



Specification Information
Step 1.
Y1451. A
Step 2. Circuit
A circuit a A
Prices for Steps 1-2.
Y1451. A \$710
Step 3. Finish
DCR dark carbon A +\$0
DVP dark mineral A +\$0

Thrive™ Power and Data Support

Logic Reach™ Canvas Wall System Start Y1460.



Product Information

Description

This Logic Reach™ Canvas Wall System Start draws single circuit power from a Canvas Wall workstation on circuit A. It is rated at 20 amps and connects to 1 or 2 Under-Carpet Tracks. It is UL Listed.

Notes

Includes an integrated, resettable 20-amp Class A GFCI device.

Whip length is 36" for open base tile configurations ABL1 and ABR1, and 42" for tile configurations ABL2 and ABR2.

Whip for open base (B) application enters bottom of wall frame.

For open base (B) application, the start does not take up a receptacle location.

For base cover (C) application, the start takes a receptacle location.

This application also needs to be used with Canvas Wall Retrofit Base Cover for Power Entry (FT162), ordered separately.

Canvas Wall Start can mount start within 15" from end of panel.

To continue a run of track and hubs, order Logic Reach under-carpet track (Y1470.) and electrical hub (Y1480.) separately.

Dimensions

Right Facing Whip

Left Facing Whip

Logic Reach™ Canvas Wall

System Start *continued*

Specification Information

Step 1.

Y1460. ☐ A

Step 2. Circuit

A circuit a ☐ A

Step 3. Application

C base cover ☐ A

B open base ☐ A

Step 4. Direction

L left facing whip ☐ A

R right facing whip ☐ A

Step 5. Tile Configuration

For open base (B)

1 feed above the base and below the work surface ☐ A

2 low credenza height and at belt line ☐ A

Prices for Steps 1-5.

	L1	L2	R1	R2	L	R
Y1460. A B	\$981	981	981	981	—	—
A C	—	—	—	—	\$981	981

Step 6. Surface Finish

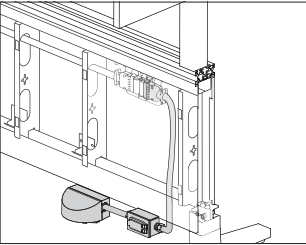
DCR dark carbon ☐ A +\$0

DVP dark mineral ☐ A +\$0

Logic Reach™ Canvas Dock

System Start

Y1461.



Product Information

Description

This Logic Reach™ Canvas Dock System Start draws single circuit power from a Canvas Dock workstation on circuit A. It is rated at 20 amps and connects to 1 or 2 Under-Carpet Tracks. It is UL Listed.

Notes

Includes an integrated, resettable 20-amp Class A GFCI device.

The start should be installed up to 36" from end of Dock and does not take up a receptacle location.

To continue a run of track and hubs, order Logic Reach under-carpet track (Y1470.) and electrical hub (Y1480.) separately.

Dimensions

Specification Information

Step 1.

Y1461. A

Step 2. Circuit

A circuit a A

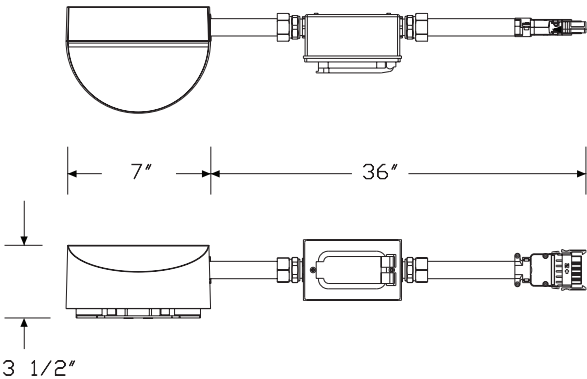
Prices for Steps 1-2.

Y1461. A \$981

Step 3. Surface Finish

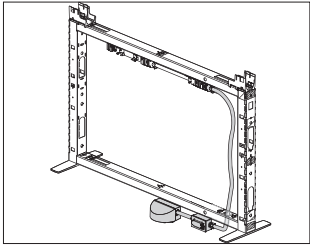
DCR dark carbon A +\$0

DVP dark mineral A +\$0



Logic Reach™ Canvas Channel
System Start

Y1462.



Product Information

Description

This Logic Reach™ Canvas Channel System Start draws single circuit power from a Canvas Channel workstation on circuit A. It is rated at 20 amps and connects to 1 or 2 Under-Carpet Tracks. It is UL Listed.

Notes

Includes an integrated, resettable 20-amp Class A GFCI device.

Whip for open base (B) application enters bottom of frame. See planning guide for appropriate dimension locations.

For open base (B) application, the start must connect into the lowest power in the channel and does not take up a receptacle location.

For tiles to-the-floor (T) application, the start must be within 15" of receptacle opening and takes up a receptacle location.

To continue a run of track and hubs, order Logic Reach under-carpet track (Y1470.) and electrical hub (Y1480.) separately.

Dimensions

Right Facing Whip

Left Facing Whip

Specification Information

Step 1.

Y1462. ☐ A

Step 2. Circuit

A circuit a ☐ A

Step 3. Application

T tiles to floor ☐ A

B open base ☐ A

Step 4. Direction

L left facing whip ☐ A

R right facing whip ☐ A

Prices for Steps 1-4.

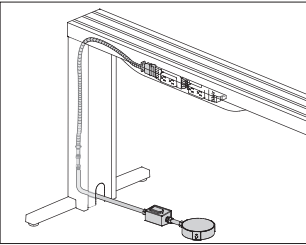
	L	R
Y1462. A T	\$981	981
B	\$981	981

Step 5. Surface Finish

DCR	dark carbon <input type="checkbox"/> A	+\$0
DVP	dark mineral <input type="checkbox"/> A	+\$0

Logic Reach™ Canvas Vista
System Start

Y1464.



Product Information

Description

This Logic Reach™ Canvas Vista System Start connects to the Canvas Vista leg on single circuit A and terminates in a modified Electrical Hub. It is rated at 20 amps and connects to 1, 2 or 3 Under-Carpet Tracks. It is UL Listed.

Notes

Includes an integrated, resettable 20-amp Class A GFCI device.

Modified electrical hub provides 2 receptacle locations.

The modified electrical hub receptacle location that has the liquid tight conduit replaces the receptacle position that is oriented ground-pin-down.

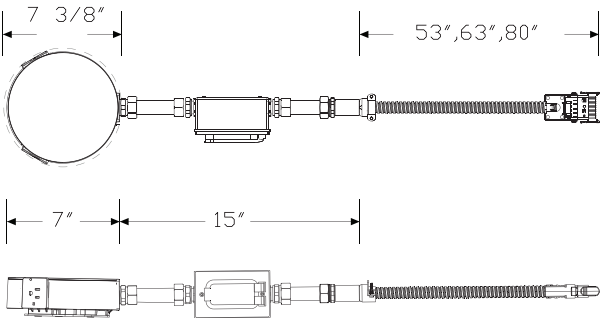
Modified electrical hub should be installed 18", +/- 12", from leg, and does not take up a receptacle location in the chase.

Whip includes 30" of liquid tight conduit for all whip lengths.

Remaining length is flexible conduit.

To continue a run of track and hubs, order Logic Reach under-carpet track (Y1470.) and electrical hubs (Y1480.) separately.

Dimensions



Specification Information

Step 1.

Y1464.

A

Step 2. Circuit

A circuit a

A

Step 3. Whip Length

053 53" long

A

063 63" long

A

080 80" long

A

Prices for Steps 1-3.

	053	063	080
Y1464. A	\$1147	1147	1147

Step 4. Surface Finish

DCR dark carbon

A

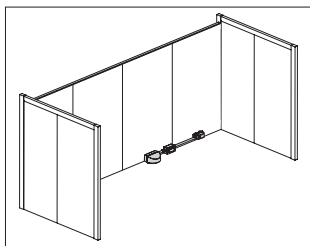
 +\$0

DVP dark mineral

A

 +\$0

Y1465.

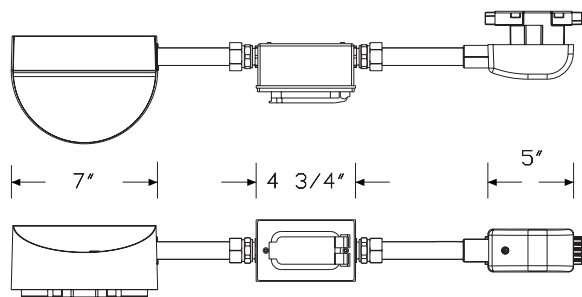


Description

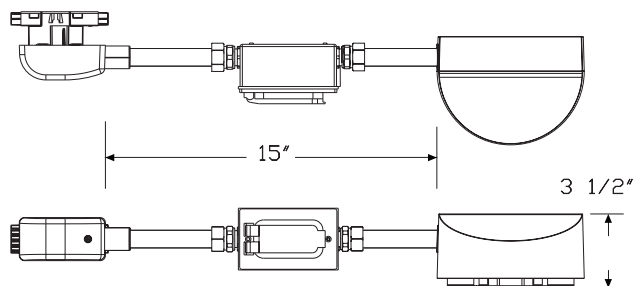
Notes

To continue a run of track and hubs, order Logic Reach under-carpet track (Y1470.) and electrical hub (Y1480.) separately.

Dimensions



Right Facing Whip



Left Facing Whip

Step 1.

Y1465.

A

Step 2. Circuit

A circuit a

Step 3. Direction

L left facing whip **A**

R right facing whip A

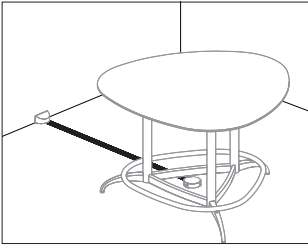
Prices for Steps 1-3.

	L	R
Y1465. A	\$981	981

Step 4. Surface Finish

DCR	dark carbon	<input type="text" value="A"/>	+\$0
DVP	dark mineral	<input type="text" value="A"/>	+\$0

Logic Reach™ Under Carpet Track Y1470.



Product Information

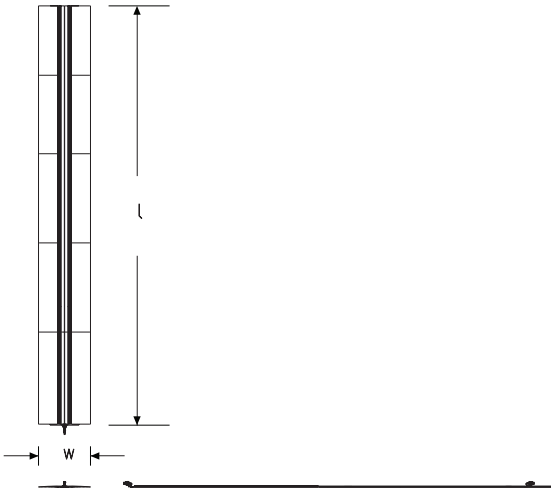
Description

This Logic Reach™ Under Carpet Track attaches to a Logic Reach start and routes single circuit power and either flat or round Category 5 or Category 6 data wires to an Electrical Hub. Ramps are included in track specification. Attachment hardware not included. Track is rated at 20 amps. It is ADA compliant and UL Listed.

Notes

Product not compatible with Chicago Electrical Code.
Track must be covered by carpet tiles.
Attachment hardware not included. See planning guide for hardware suggestions based on floor type.
Thickness of flat data track and ramp is 3/16" and width is 9 7/8".
Thickness of round data track is 5/16" and width is 18 1/8".
Flat data track application can accommodate up to 2 Category 5 or Category 6 flat data cables. Round data track application can accommodate up to 8 Category 5 or Category 6 round data cables.
Order Logic Reach start (Y1450., Y1451., Y1460., Y1461., Y1462., Y1464., Y1465.) and electrical hub (Y1480.) separately.

Dimensions



Specification Information

Step 1.

Y1470. ☐ A

Step 2. Circuit

A circuit a ☐ A

Step 3. Track Type

- 1 power and flat data track ☐ A
- 2 power and round data track ☐ A

Step 4. Length

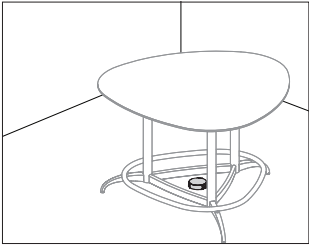
- 036 36" long ☐ A
- 048 48" long ☐ A
- 060 60" long ☐ A
- 072 72" long ☐ A
- 084 84" long ☐ A
- 096 96" long ☐ A
- 108 108" long ☐ A
- 120 120" long ☐ A
- 132 132" long ☐ A
- 144 144" long ☐ A

Prices for Steps 1-4.

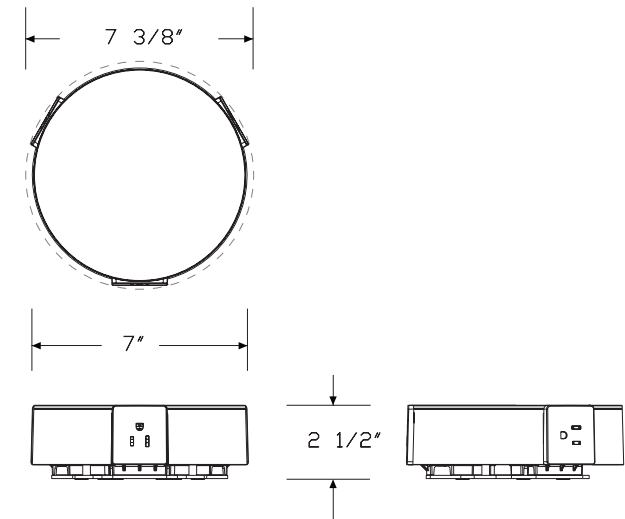
		036	048	060	072	084	096
Y1470. A	1	\$408	429	454	474	497	518
	2	\$524	552	584	615	648	698
			108	120	132	144	
Y1470. A	1		\$564	587	610	656	
	2		\$778	855	939	1003	

Logic Reach™ Electrical Hub

Y1480.



Product Information
Description
This Logic Reach™ Electrical Hub connects to a Logic Reach Under-Carpet Track to provide 3 AC single circuit A power receptacles. The Electrical hub attaches to the subfloor. Attachment hardware not included. Hub is rated at 20 amps with 15-amp receptacles and is UL Listed.
Notes
Each receptacle is oriented differently to accommodate typical plug configurations including offset power supply transformers.
Attachment hardware not included. See planning guide for hardware suggestions based on floor type.
Electrical hub can accommodate carpet thickness up to 0.28".
Order Logic Reach start (Y1450., Y1451., Y1460., Y1461., Y1462., Y1464., Y1465.) and under-carpet track (Y1470.) separately.
Dimensions

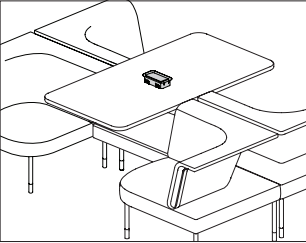


Specification Information
Step 1.
Y1480. A
Step 2. Circuit
A circuit a A
Prices for Steps 1-2.
Y1480. A \$429
Step 3. Surface Finish
DCR dark carbon A +\$0
DVP dark mineral A +\$0

Thrive™ Power and Data Support

Logic Mini Grommet

Y1412.



Product Information

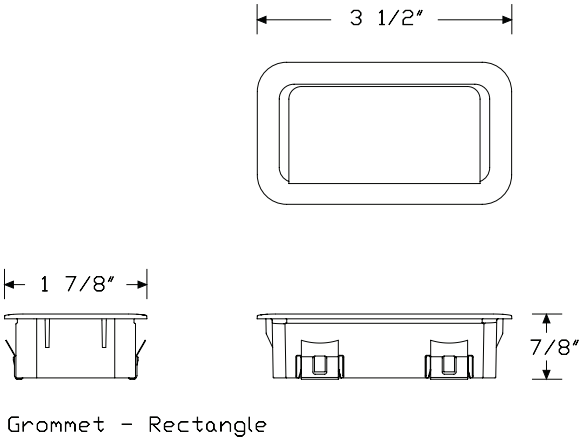
Description

This Logic Power Access Solutions™ plastic grommet is available in mini rectangle or mini square configuration. The integrated flaps can hide the things below the surface while also retaining power and data cords.

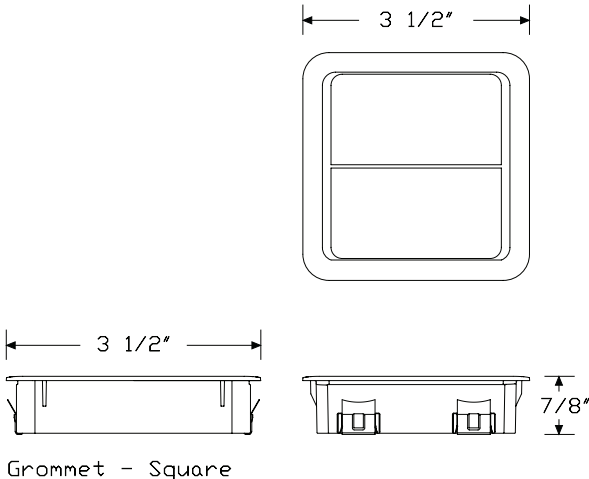
Notes

This grommet is installed in some HermanMiller applications. Verify your application before ordering grommet separately.

Dimensions



Grommet - Rectangle



Grommet - Square

Specification Information

Step 1.

Y1412.

Step 2. Configuration

1	mini rectangle grommet
2	mini square grommet

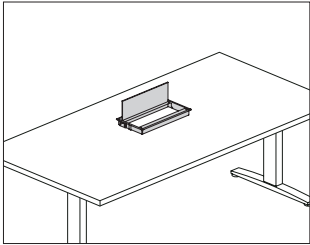
Prices for Steps 1-2.

Y1412. 1	\$40
2	\$45

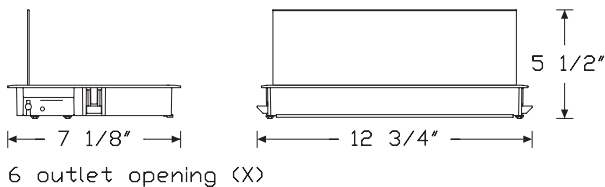
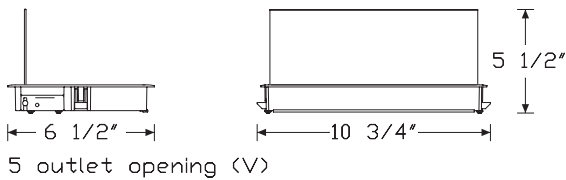
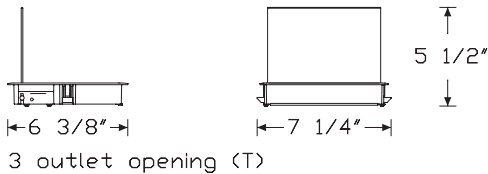
Step 3. Finish

91	white	+\$0
98	studio white	+\$0
BK	black	+\$0
G1	graphite	+\$0

Logic G1200 Grommet Pass Thru Y1420.



Product Information
Description
This Logic Power Access Solutions™ grommet mounted metal enclosure provides access to cords kept beneath the surface. The unit has an integrated cord keeper.
Notes
Unit size is based on the grommet mounted electrical distributor (Y1425.) with simplex receptacles.
Dimensions

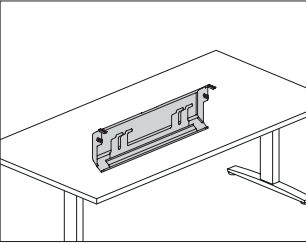


Specification Information
Step 1.
Y1420.
Step 2. Configuration
T three outlet opening
V five outlet opening
X six outlet opening
Prices for Steps 1-2.
Y1420. T \$294
V \$323
X \$351
Step 3. Finish
91 white A +\$0
98 studio white A +\$0
BK black A +\$0
G1 graphite A +\$0
MS metallic silver A +\$0

Thrive™ Power and Data Support

Logic HD Cable Manager

Y1424.

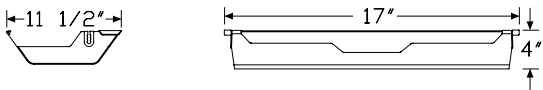


Product Information

Description

This Logic Power Access Solutions™ stand-alone cable management tray mounts to the underside of most surfaces. It can be used with a Logic unit for cord storage, or used alone with cords routed through the back side of the unit. Tray drops down and holds cords in place while working and can be easily stowed back in place.

Dimensions



Specification Information

Step 1.

Y1424.

Step 2. Size

1717" wide tray

Prices for Steps 1-2.

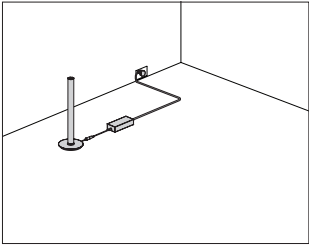
Y1424. 17\$323

Step 3. Finish

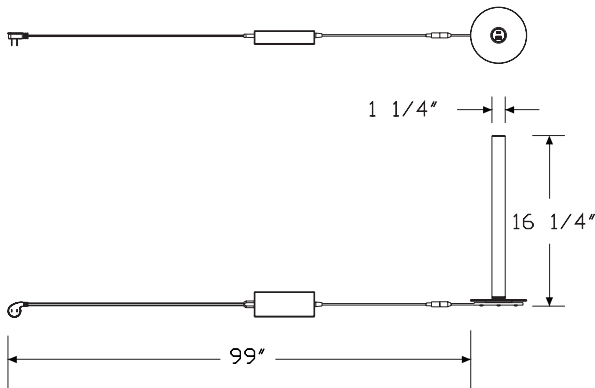
SNA	satin aluminum	+\$0
SNB	satin bronze	+\$0
SNC	satin carbon	+\$0
91	white <input type="checkbox"/>	+\$0
98	studio white <input type="checkbox"/>	+\$0
BK	black <input type="checkbox"/>	+\$0
G1	graphite <input type="checkbox"/>	+\$0
MS	metallic silver <input type="checkbox"/>	+\$0

Logic Micro Tower

Y1490.



Product Information
Description
This freestanding micro tower has 1 USB-A port and 1 USB-C port. It plugs into an AC outlet and is designed to sit on the floor. It is ETL Listed. Cord is black.
Notes
Cord length is 8¼ feet.
USB-A port is rated at 12W; USB-C port is rated at 60W.
Dimensions

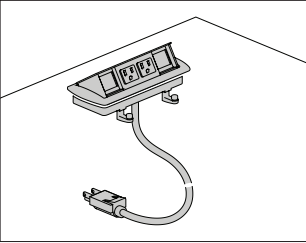


Specification Information
Step 1.
Y1490. A
Step 2. Configuration
1 configured with 1 USB-A port and 1 USB-C port A
Prices for Steps 1-2.
Y1490. 1 \$847
Step 3. Surface Finish
Sand Texture Paint
98 studio white A +\$0
BK black A +\$0

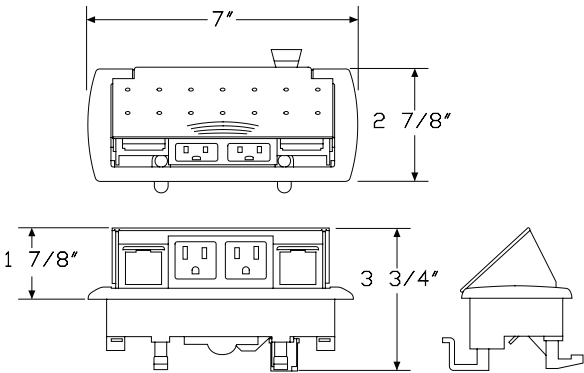
Thrive™ Power and Data Support

Connect™-S100

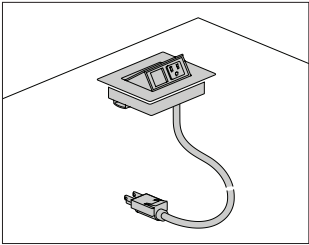
Y1321.



Product Information
<p>Description</p> <p>This electrical distributor mounts flush in a surface and has a one-touch pop-up mechanism for accessing power and data. It has 2 simplex receptacles and 2 data openings, and is available with a power cord with plug end, or electrical conduit for hardwire connection. A voice/data adapter kit is included, allowing the data openings to accept various manufacturers' couplers and jacks. Attachment hardware and cord/cable clips are also included. Product is UL listed.</p>
<p>Notes</p> <p>Field cutting of surface may be required. Information on surface cutout size is included on instruction sheet.</p>
<p>Dimensions</p>



Specification Information				
Step 1.				
Y1321.				
Step 2. Power Type				
A	power cord with plug end			
B	conduit with open end, for hard-wiring			
Step 3. Cord/Conduit Length				
03	3' cord/conduit			
06	6' cord/conduit			
10	10' cord/conduit			
20	20' cord/conduit			
Prices for Steps 1-3.				
	03	06	10	20
Y1321. A	\$299	299	312	383
B	\$374	374	389	459
Step 4. Wiring Type				
4Z	standard			+\$0
Step 5. Finish				
0H	black			+\$0

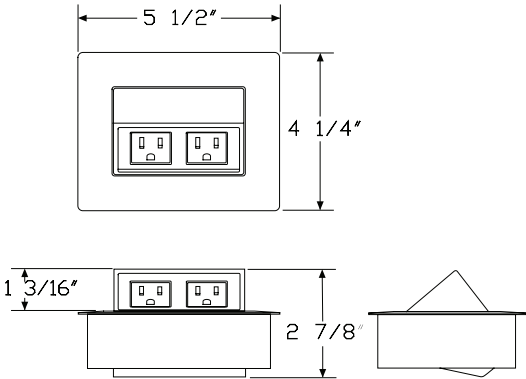


Product Information

Description
This electrical distributor mounts flush in a surface and has a one-touch pop-up mechanism for accessing power and data. It can be configured with 2 simplex receptacles, or 1 simplex receptacle and 1 data opening. The distributor is available with a power cord with plug end, or electrical conduit for hardwire connection. A voice/data adapter kit is included, allowing the data openings to accept various manufacturers' couplers and jacks. Attachment hardware and cord/cable clips are also included. Product is UL listed.

Notes
Field cutting of surface may be required. Information on surface cutout size is included on instruction sheet.
Distributor with PVC-free wiring option (LZ) is Cradle to Cradle Silver Certified.
Distributor with silver finish option (OI) or white finish option (OJ) and standard wiring (4Z) has painted metal trim with white plastic simplex/data interior. Distributor with black finish option (OH) and standard wiring (4Z) has black painted trim with black plastic simplex/data interior. Distributor with PVC-free wiring option (LZ) has black plastic simplex/data interior, regardless of the finish color.

Dimensions



Specification Information

Step 1.
Y1322.

Step 2. Configuration
1 1 simplex receptacle, 1 data opening
2 2 simplex receptacles

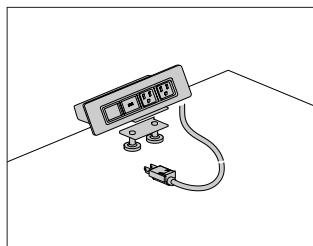
Step 3. Power Type
A power cord with plug end
B conduit with open end, for hard-wiring

Step 4. Cord/Conduit Length
03 3' cord/conduit
06 6' cord/conduit
10 10' cord/conduit
20 20' cord/conduit

Prices for Steps 1-4.					
		03	06	10	20
Y1322. 1	A	\$355	355	367	437
	B	\$429	429	441	509
2	A	\$374	374	389	459
	B	\$450	450	465	535

Step 5. Wiring Type
4Z standard +\$0
LZ PVC-free +\$39

Step 6. Finish
OH black +\$0
OI silver +\$0
OJ white +\$0



Product Information

Description

This electrical distributor can grommet-mount flush in a surface, or clamp-mount to the edge. It can be configured with several combinations of simplex receptacles, data openings, and USB charging ports. The distributor is available with a power cord with plug end, or electrical conduit for hardwire connection. A voice/data adapter kit is included, allowing the data openings to accept various manufacturers' couplers and jacks. Attachment hardware and cord/cable clips are also included. Product is UL listed.

Notes

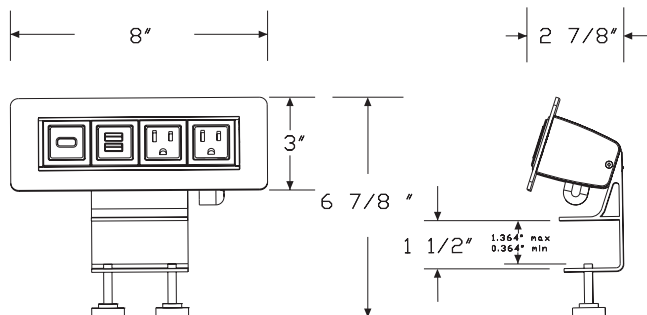
Field cutting of surface may be required. Information on surface cutout size is included on instruction sheet.

Silver option (OI) and white option (OJ) have painted metal trim with white plastic simplex/data interiors. Black option (OH) has black painted trim with black plastic simplex/data interior.

Overall width for distributor with 4 openings is 8" wide. Overall width for distributor with 6 openings is 11" wide.

USB port charges at 2.1 amps.

Dimensions



Specification Information

Step 1.

Y1323.

Step 2. Configuration

3	2 simplex receptacles, 2 data openings
4	3 simplex receptacles, 3 data openings
5	2 simplex receptacles, 1 data opening, 1 charging USB port
6	3 simplex receptacles, 2 data opening, 1 charging USB port

Step 3. Power Type

A	power cord with plug end
B	conduit with open end, for hard-wiring

Step 4. Cord/Conduit Length

03	3' cord/conduit
06	6' cord/conduit
10	10' cord/conduit
20	20' cord/conduit

Step 5. Attachment

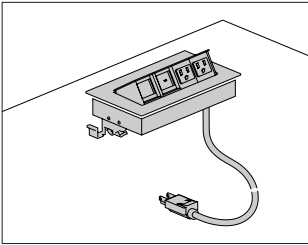
G	grommet mount
S	surface clamp

Prices for Steps 1-5.

		03G	03S	06G	06S	10G	10S
Y1323. 3	A	\$402	402	402	402	420	420
	B	\$478	478	478	478	495	495
4	A	\$501	501	501	501	514	514
	B	\$581	581	581	581	595	595
5	A	\$563	563	563	563	579	579
	B	\$642	642	642	642	654	654
6	A	\$661	661	661	661	678	678
	B	\$741	741	741	741	755	755

		20G	20S
Y1323. 3	A	\$489	489
	B	\$561	561
4	A	\$588	588
	B	\$661	661
5	A	\$648	648
	B	\$750	750
6	A	\$745	745
	B	\$853	853

Step 6. Finish		
0H	black	+\$0
0I	silver	+\$0
0J	white	+\$0

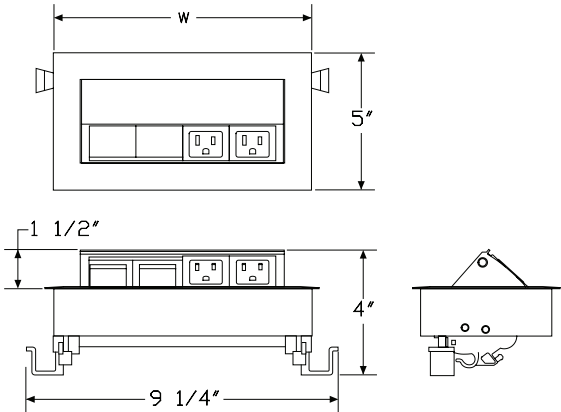


Product Information

Description
This electrical distributor mounts flush in a surface and has a one-touch pop-up mechanism for accessing power and data. It can be configured with several combinations of simplex receptacles, data openings, and USB charging ports. The distributor is available with a power cord with plug end, or electrical conduit for hardwire connection. A voice/data adapter kit is included, allowing the data openings to accept various manufacturers' couplers and jacks. Attachment hardware and cord/cable clips are also included. Product is UL listed.

Notes
Field cutting of surface may be required. Information on surface cutout size is included on instruction sheet.
Distributor with PVC-free wiring option (LZ) is Cradle to Cradle Silver Certified.
Distributor with silver anodized finish option (OK) and standard wiring (4Z) has anodized trim with white plastic simplex/data interior.
Distributor with silver anodized finish option (OK) and PVC-free wiring (LZ) has anodized trim with black plastic simplex/data interior.
Overall width for distributor with openings is 8 3/4" wide. Overall width for distributor with 7 openings is 12 3/4" wide.
USB port charges at 2.1 amps.

Dimensions



Specification Information

Step 1.
Y1324.

Step 2. Configuration

- 3** 2 simplex receptacles, 2 data openings
- 5** 3 simplex receptacles, 4 data openings
- 6** 2 simplex receptacles, 1 data opening, 1 charging USB port
- 7** 3 simplex receptacles, 3 data opening, 1 charging USB port
- 8** 3 simplex receptacles, 2 data opening, 2 charging USB ports

Step 3. Power Type

- A** power cord with plug end
- B** conduit with open end, for hard-wiring

Step 4. Cord/Conduit Length

- 03** 3' cord/conduit
- 06** 6' cord/conduit
- 10** 10' cord/conduit
- 20** 20' cord/conduit

Prices for Steps 1-4.

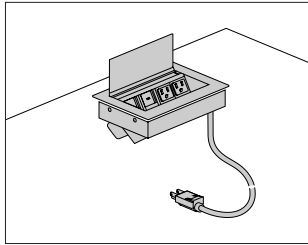
		03	06	10	20
Y1324. 3	A	\$561	561	576	646
	B	\$637	637	654	721
5	A	\$720	720	735	803
	B	\$797	797	806	874
6	A	\$721	721	735	803
	B	\$800	800	814	884
7	A	\$880	880	898	967
	B	\$959	959	970	1037
8	A	\$1041	1041	1055	1126
	B	\$1120	1120	1130	1196

Step 5. Wiring Type

- 4Z** standard +\$0
- LZ** PVC-free +\$39

Step 6. Finish

- OK** silver anodized +\$0



Product Information

Description

This electrical distributor mounts flush in a surface and has a flip-up lid for accessing power and data from above or below the surface. The flip lid can be closed once devices are connected for a clean visual appearance. It can be configured with several combinations of simplex receptacles, data openings, and USB charging ports. The distributor is available with a power cord with plug end, or electrical conduit for hardwire connection. A voice/data adapter kit is included, allowing the data openings to accept various manufacturers' couplers and jacks. Attachment hardware and cord/cable clips are also included. Product is UL listed.

Notes

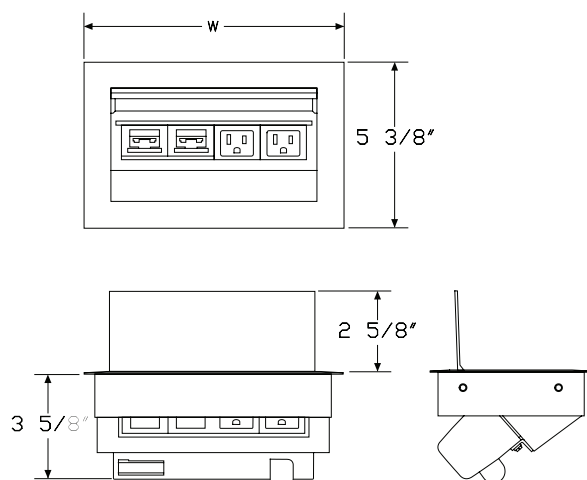
Field cutting of surface may be required. Information on surface cutout size is included on instruction sheet.

Silver anodized option (OK) has anodized trim with white plastic simplex/data interior.

Overall width for distributor with 4 openings is $8\frac{3}{8}$ " wide. Overall width for distributor with 6 openings is $11\frac{3}{8}$ " wide.

USB port charges at 2.1 amps.

Dimensions



Specification Information

Step 1.

Y1325.

Step 2. Configuration

3	2 simplex receptacles, 2 data openings
7	3 simplex receptacles, 3 data openings
5	2 simplex receptacles, 1 data opening, 1 charging USB port
6	3 simplex receptacles, 2 data opening, 1 charging USB port

Step 3. Power Type

A	power cord with plug end
B	conduit with open end, for hard-wiring

Step 4. Cord/Conduit Length

03	3' cord/conduit
06	6' cord/conduit
10	10' cord/conduit
20	20' cord/conduit

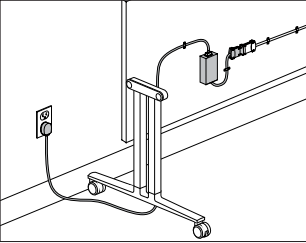
Prices for Steps 1-4.

		03	06	10	20
Y1325. 3	A	\$660	660	677	744
	B	\$739	739	750	819
7	A	\$759	759	777	844
	B	\$838	838	852	922
5	A	\$824	824	838	906
	B	\$901	901	913	980
6	A	\$922	922	936	1007
	B	\$998	998	1014	1081

Step 5. Finish

OK	silver anodized				+\$0
-----------	-----------------	--	--	--	------

Connect™ Single Circuit Electrical Power Entry Y1377.

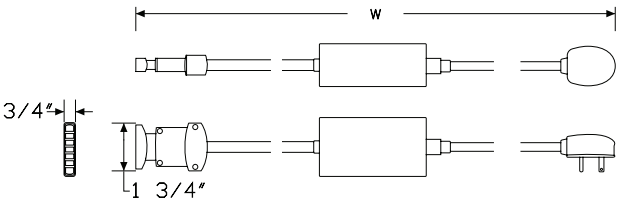


Product Information

Description
This standard receptacle 15-amp power entry provides power for single circuit electrical distributors. Up to 8 single circuit modular electrical distributors can be daisy chained and connected in any order. If more than 8 units are connected to this power entry, the system automatically shuts down and a red LED illuminates. A green LED indicates that more units can be connected and the system is ready. Standard attachment hardware is included.

Notes
UL listed when used in conjunction with most Everywhere™ fixed height tables.
Order electrical distributors (Y1372., Y1373., Y1374., Y1375.) and single circuit jumpers (Y1378.) separately.

Dimensions



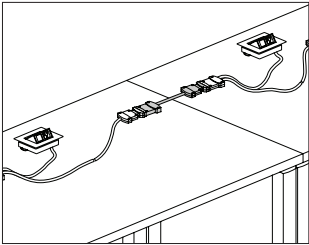
Specification Information

Step 1.
Y1377.

Step 2. Cord Length
06 6' long
10 10' long

Prices for Steps 1-2.
Y1377. 06 \$658
10 \$691

Connect™ Single Circuit Electrical By-Pass Jumper Y1378.



Product Information

Description

This electrical jumper provides additional length for the Connect™ single circuit modular electrical system. Jumpers are available in a variety of lengths and count as one of the 8 electrical distributors allowed per power entry.

Notes

UL listed when used in conjunction with most Everywhere™ fixed height tables.

Order electrical distributors (Y1372., Y1373., Y1374., Y1375.) and single circuit power entry (Y1377.) separately.

Dimensions

Specification Information

Step 1.

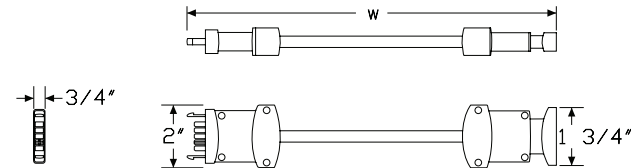
Y1378.

Step 2. Cord Length

12	12" long
24	24" long
36	36" long
48	48" long
60	60" long

Prices for Steps 1-2.

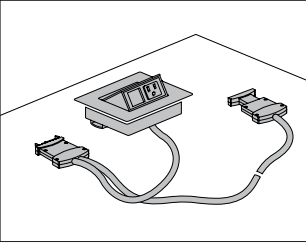
Y1378. 12	\$139
24	\$150
36	\$165
48	\$178
60	\$188



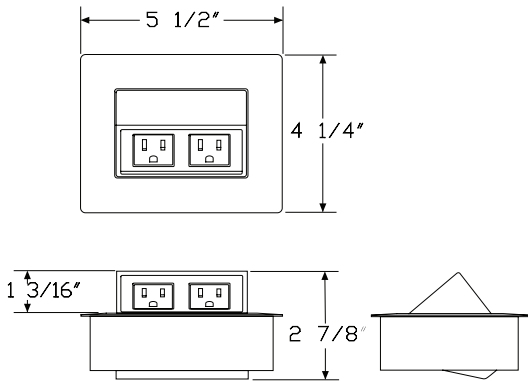
Connect™ - S720 - Connect

Single Circuit Power Unit

Y1372.



Product Information
Description
This dedicated modular single circuit electrical distributor mounts flush in a surface and has a one-touch pop-up mechanism for accessing power and data. It can be configured with 2 simplex receptacles, or 1 simplex receptacle and 1 data opening. Cord length is 60". A maximum of 8 single circuit electrical distributors can be daisy chained per power entry. A voice/data adapter kit is included, allowing the data openings to accept various manufacturers couplers and jacks. Attachment hardware and cord/cable clips are also included.
Notes
Field cutting of surface may be required. For information on surface cutout size, see included instruction sheet.
UL listed when used in conjunction with most Everywhere™ fixed height tables.
To gang tables together per electrical code requirements, order ganging bracket kit (Y1338.) separately.
Order single circuit power entry (Y1377.) separately.
Where lengths of greater than 60" are needed, order single circuit jumpers (Y1378.) separately. Each single circuit jumper counts toward the 8 allowed electrical distributors per power entry.
Silver option (OI) and white option (OJ) have painted metal trim with white plastic simplex/data interiors. Black option (OH) has black painted trim with black plastic simplex/data interior.
Dimensions

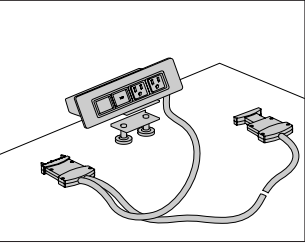


Specification Information
Step 1.
Y1372.
Step 2. Configuration
11 simplex receptacle, 1 data opening
22 simplex receptacles
Step 3. Cord Length
6060" long
Prices for Steps 1-3.
Y1372. 1
2
Step 4. Finish
OHblack
OIsilver
OJwhite

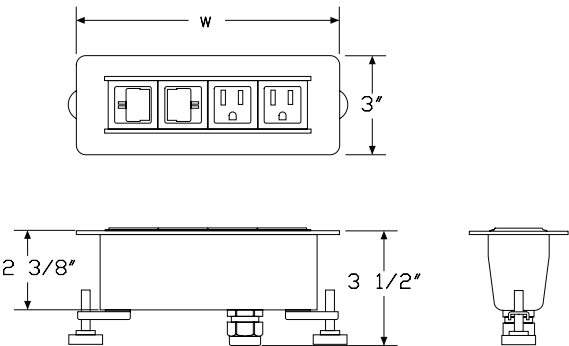
Connect™ - S730 - Connect

Single Circuit Power Unit

Y1373.



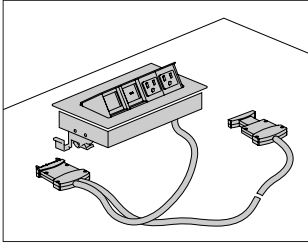
Product Information
Description
This dedicated modular single circuit electrical distributor mounts flush in a surface or with an edge clamp mount. It has 2 simplex receptacles and 2 data openings, or 2 simplex receptacles and 1 data opening and 1 USB charging port, and a 60" cord. A maximum of 8 single circuit electrical distributors can be daisy chained per power entry. A voice/data adapter kit is included, allowing the data openings to accept various manufacturers' couplers and jacks. Attachment hardware and cord/cable clips are also included.
Notes
Field cutting of surface may be required. For information on surface cutout size, see included instruction sheet.
UL listed when used in conjunction with most Everywhere™ fixed height tables.
To gang tables together per electrical code requirements, order ganging bracket kit (Y1338.) separately.
Order single circuit power entry (Y1377.) separately.
Where lengths of greater than 60" are needed, order single circuit jumpers (Y1378.) separately. Each single circuit jumper counts toward the 8 allowed electrical distributors per power entry.
Silver option (OI) and white option (OJ) have painted metal trim with white plastic simplex/data interiors. Black option (OH) has black painted trim with black plastic simplex/data interior.
USB port charges at 2.1 amps.
Dimensions



Specification Information		
Step 1.		
Y1373.		
Step 2. Configuration		
3	2 simplex receptacles, 2 data openings	
4	2 simplex receptacles, 1 data opening, 1 charging USB port	
Step 3. Cord Length		
60	60" long	
Step 4. Attachment		
G	grommet mount	
S	surface clamp	
Prices for Steps 1-4.		
	G	S
Y1373. 3 60	\$581	563
4 60	\$741	727
Step 5. Finish		
0H	black	+\$0
0I	silver	+\$0
0J	white	+\$0

Connect™ - S740 - Connect Single Circuit Power Unit

Y1374.



Product Information

Description

This dedicated modular single circuit electrical distributor mounts flush in a surface and has a one-touch pop-up mechanism for accessing power and data. It has 2 simplex receptacles and 2 data openings, or 2 simplex receptacles and 1 data opening and 1 USB charging port, and a 60" cord. A maximum of 8 single circuit electrical distributors can be daisy chained per power entry. A voice/data adapter kit is included, allowing the data openings to accept various manufacturers' couplers and jacks. Attachment hardware and cord/cable clips are also included.

Notes

Field cutting of surface may be required. For information on surface cutout size, see included instruction sheet.

UL listed when used in conjunction with most Everywhere™ fixed height tables.

To gang tables together per electrical code requirements, order ganging bracket kit (Y1338.) separately.

Order single circuit power entry (Y1377.) separately.

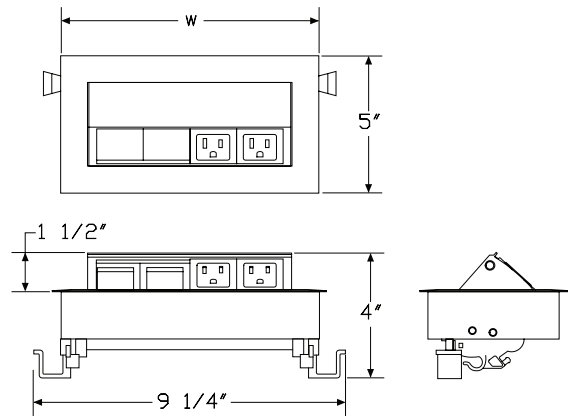
Where lengths of greater than 60" are needed, order single circuit jumpers (Y1378.) separately. Each single circuit jumper counts toward the 8 allowed electrical distributors per power entry.

Silver anodized option (OK) has anodized trim with white plastic simplex/data interior.

Overall width for distributor with 4 openings is 8 1/4" wide.

USB port charges at 2.1 amps.

Dimensions



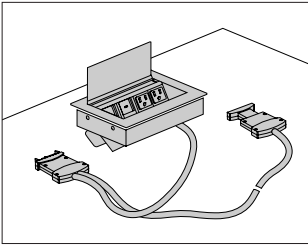
Connect™ - S740 - Connect
Single Circuit Power Unit *continued*

Specification Information		
Step 1.		
Y1374.		
Step 2. Configuration		
3	2 simplex receptacles, 2 data openings	
4	2 simplex receptacles, 1 data opening, 1 charging USB port	
Step 3. Cord Length		
60	60" long	
Prices for Steps 1-3.		
		60
Y1374. 3		\$719
4		\$878
Step 4. Finish		
OK	silver anodized	+\$0

Connect™ - S750 - Connect

Y1375.

Single Circuit Power Unit



Product Information

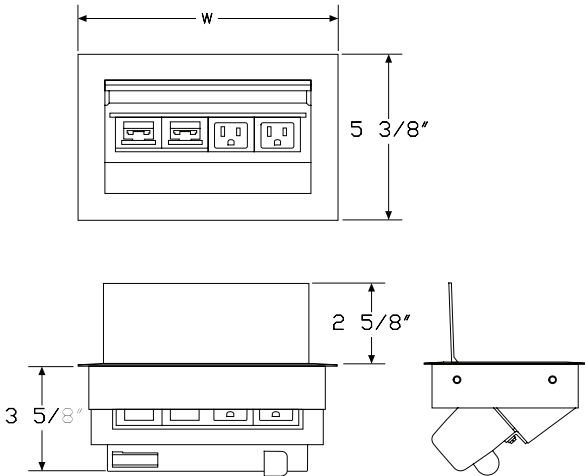
Description

This dedicated modular single circuit electrical distributor mounts flush in a surface and has a flip-up lid for accessing power and data from above or below the surface. The lid can be closed once devices are connected for a clean visual appearance. The distributor has 2 simplex receptacles and 2 data openings, or 2 simplex receptacles and 1 data opening and 1 USB charging port, and a 60" cord. A maximum of 8 single circuit electrical distributors can be daisy chained per power entry. A voice/data adapter kit is included, allowing the data openings to accept various manufacturers' couplers and jacks. Attachment hardware and cord/cable clips are also included.

Notes

- Field cutting of surface may be required. For information on surface cutout size, see included instruction sheet.
- UL listed when used in conjunction with most Everywhere™ fixed height tables.
- To gang tables together per electrical code requirements, order ganging bracket kit (Y1338.) separately.
- Order single circuit power entry (Y1377.) separately.
- Where lengths of greater than 60" are needed, order single circuit jumpers (Y1378.) separately. Each single circuit jumper counts toward the 8 allowed electrical distributors per power entry.
- Silver anodized option (OK) has anodized trim with white plastic simplex/data interior.
- Overall width for distributor with 4 openings is 8³/₈" wide.
- USB port charges at 2.1 amps.

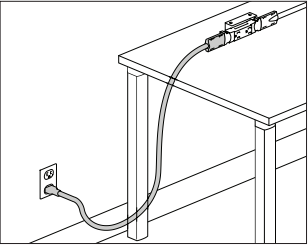
Dimensions



Connect™ - S750 - Connect
Single Circuit Power Unit *continued*

Specification Information		
Step 1.		
Y1375.		
Step 2. Configuration		
3	2 simplex receptacles, 2 data openings	
4	2 simplex receptacles, 1 data opening, 1 charging USB port	
Step 3. Cord Length		
60	60" long	
Prices for Steps 1-3.		
		60
Y1375. 3		\$815
4		\$977
Step 4. Finish		
OK	silver anodized	+\$0

Connect™-Power Entry with Plug End, 20 Amp Y1342.



Product Information

Description

This corded power entry brings power from a building’s 20-amp electrical outlet to the end of a 2 circuit duplex receptacle. It distributes 1 circuit only. UL/CUL recognized.

Notes

Only Connect™ duplex receptacle, 2-circuit, 15 amp circuit I (Y1345.1) receptacles can be used with this product as circuit I is the only active circuit.

Connect modular power products are not compatible with electrical components used in Herman Miller systems or desking product lines.

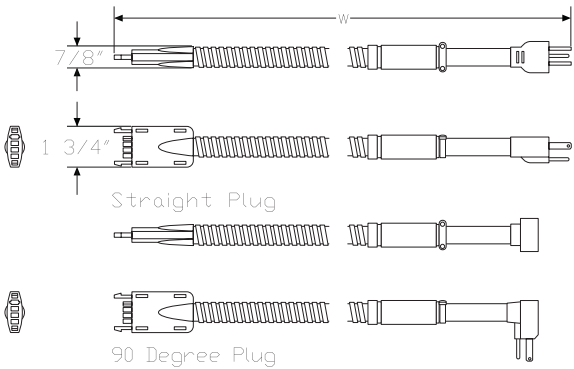
When routing power to an adjacent desk or table, surfaces must be ganged together. Order ganging bracket kit (Y1338.) separately.

When using power entry with plug end, electrical system will be UL recognized, not UL listed.

Power entry does not meet requirements for use in San Francisco.

Power entry has a combination of black liquid tight conduit and 3/8" silver metallic conduit.

Dimensions



Specification Information

Step 1.

Y1342.

Step 2. Length

06	6' long
10	10' long

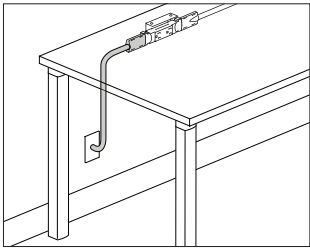
Step 3. Plug Type

A	straight plug
B	90° plug

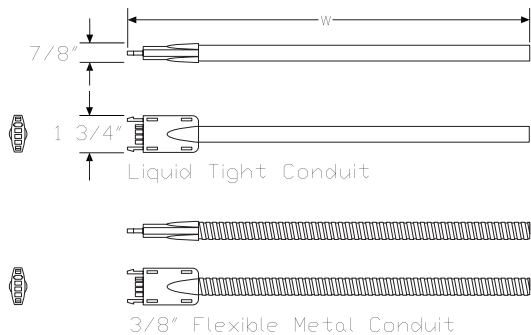
Prices for Steps 1-3.

	A	B
Y1342. 06	\$303	303
10	\$354	354

Connect™-Power Entry, 2-Circuit Y1341.

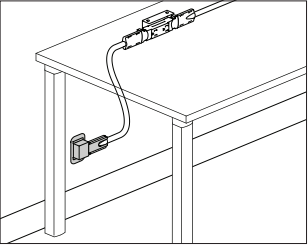


Product Information
Description
This power entry connects a building's electrical from a wall, floor, or column to the end of a 2 circuit duplex receptacle and distributes up to 2 20-amp circuits. UL 183 listed, CUL Certified.
Notes
Connect™ modular power products are not compatible with electrical components used in Herman Miller systems or desking product lines. When routing power to an adjacent desk or table, surfaces must be ganged together. Order ganging bracket kit (Y1338.) separately. Power entry can be field cut to the appropriate length. For San Francisco, specify 3/8" flex metallic conduit option (C). Finish color on liquid tight conduit is black. Finish color on metallic conduit is silver. A licensed electrician must wire the power entry to the building's electrical system.
Dimensions



Specification Information		
Step 1.		
Y1341.		
Step 2. Length		
06	6' long	
12	12' long	
18	18' long	
24	24' long	
Step 3. Conduit Type		
L	liquid tight conduit	
C	3/8" flex metallic conduit	
Prices for Steps 1-3.		
	L	C
Y1341. 06	\$203	203
12	\$267	267
18	\$331	331
24	\$410	410

Connect™ - Modular Power Entry, Y1349.
2 Circuit, Architectural Wall
Receptacle Box



Product Information

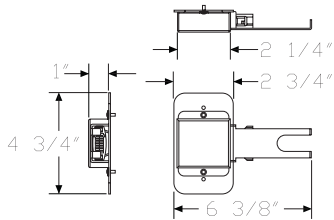
Description

This black receptacle box provides a modular power connection to building power at the wall in a standard receptacle box allowing for the electrical jumper to be easily removed when not in use. Product is UL listed when installed by a licensed electrician.

Notes

Connect™ modular power products are not compatible with electrical components used in Herman Miller systems or desking product lines. Includes mounting plate, modular connection with wiring, and cover. Jumper (Y1343.) plugs into the receptacle box modular power entry. Works with Connect 2-circuit products only.

Dimensions



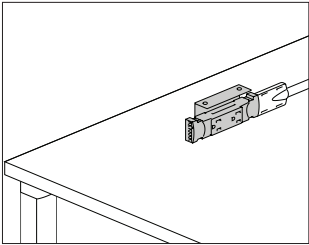
Specification Information

Step 1.

Y1349. \$152

Connect™-Duplex Receptacle, Y1345.

2-Circuit, 15 Amp



Product Information

Description

This duplex receptacle attaches beneath a desk or table to provide electrical access. It has connection points at both ends for attaching a power entry or 2-circuit power jumper. Finish is black. Attachment bracket and hardware included. UL 183 listed, CUL Certified.

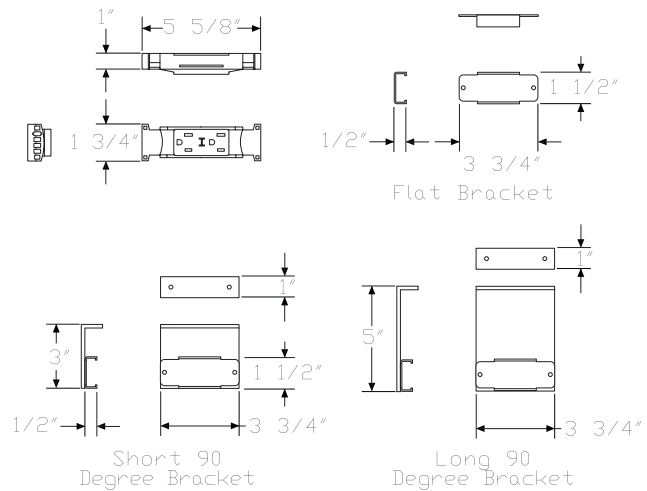
Notes

Connect™ modular power products are not compatible with electrical components used in Herman Miller systems or desking product lines. When routing power to an adjacent desk or table, surfaces must be ganged together. Order ganging bracket kit (Y1338.) separately. Receptacle is labeled as I or II for circuit identification.

To route power from building to receptacle, order power entry, 2-circuit (Y1341.) or power entry with plug end, 20 amp (Y1342.) separately. Power entry with plug end distributes 1 circuit only.

To route power between receptacles, order power jumper, 2-circuit (Y1343.) separately.

Dimensions



Specification Information

Step 1.

Y1345.

Step 2. Circuit

1	circuit I
2	circuit II

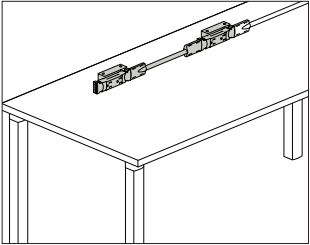
Step 3. Attachment Hardware

A	flat attachment to underside of surface
B	short 90° attachment to underside of surface
C	long 90° attachment to underside of surface

Prices for Steps 1-3.

	A	B	C
Y1345. 1	\$105	114	114
2	\$105	114	114

Connect™-Dual Receptacle Power Kit, 2-Circuit Y1340.

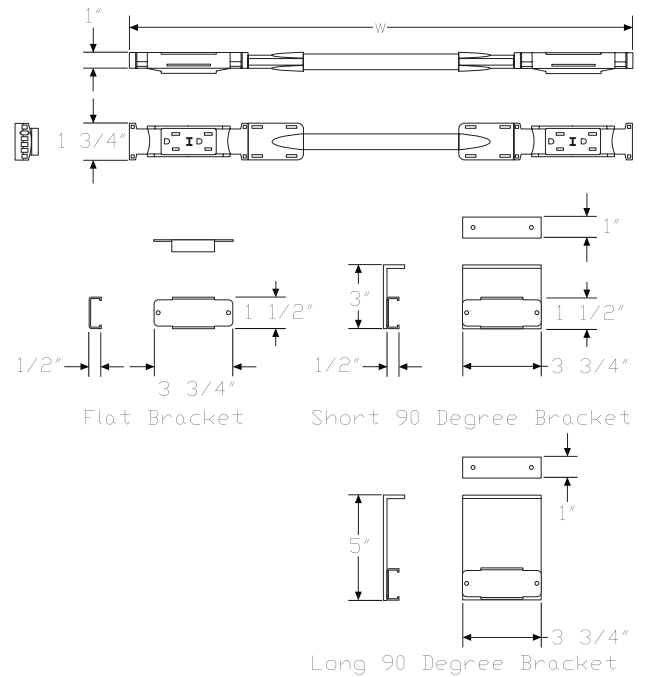


Product Information

Description
 This single-sided power kit attaches to the underside of a desk or table to provide electrical access and distributes up to 2 20-amp circuits. Receptacles, power jumper, conduit clamps, and attachment hardware included. UL 183 listed, CUL Certified.

Notes
 Connect™ modular power products are not compatible with electrical components used in Herman Miller systems or desking product lines. Match width of power kit to width of surface.
 When routing power to an adjacent desk or table, surfaces must be ganged together. Order ganging bracket kit (Y1338.) separately.
 Receptacles are labeled as I or II for circuit identification.
 36"-wide power kit uses a receptacle-to-receptacle block connector in place of a jumper to connect the receptacles together.
 To route power from building to power kit, order power entry, 2-circuit (Y1341.) or power entry with plug end, 20 amp (Y1342.) separately.
 Power entry with plug end distributes 1 circuit only.
 To connect power kits between adjacent desks or tables, order power jumper, 2-circuit (Y1343.) separately.
 For San Francisco, specify 3/8" flex metallic conduit option (C).
 Receptacle finish is black. Finish color on liquid tight conduit is black.
 Finish on metallic conduit is silver.
 36" - 54" wide kits have no conduit clips. 60" - 78" wide kits include 1 conduit clip. 84" - 96" wide kits include 2 conduit clips.
 To attach kit flush to bottom of surface, with receptacles facing down, specify flat attachment to underside of surface option (A).
 To attach kit perpendicular to bottom of surface, specify short 90° attachment to underside of surface option (B).

Dimensions



Connect™-Dual Receptacle Power Kit, 2-Circuit *continued*

Specification Information

Step 1.

Y1340.

Step 2. Width

36	36" wide
42	42" wide
48	48" wide
54	54" wide
60	60" wide
66	66" wide
72	72" wide
78	78" wide
84	84" wide
90	90" wide
96	96" wide

Step 3. Conduit Type

L	liquid tight conduit
C	3/8" flex metallic conduit

Step 4. Circuit

1	circuit I
2	circuit II

Step 5. Attachment Hardware

A	flat attachment to underside of surface
B	short 90° attachment to underside of surface
C	long 90° attachment to underside of surface

Prices for Steps 1-5.

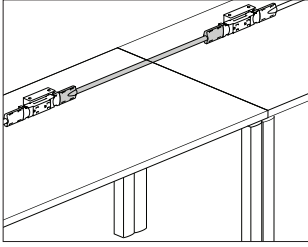
	1A	1B	1C	2A	2B	2C
Y1340. 36 L	\$221	230	230	221	230	230
C	\$221	230	230	221	230	230
42 L	\$246	253	253	246	253	253
C	\$246	253	253	246	253	253
48 L	\$251	258	258	251	258	258
C	\$251	258	258	251	258	258
54 L	\$258	268	268	258	268	268
C	\$258	268	268	258	268	268
60 L	\$267	279	279	267	279	279
C	\$267	279	279	267	279	279
66 L	\$274	285	285	274	285	285
C	\$274	285	285	274	285	285
72 L	\$283	290	290	283	290	290
C	\$283	290	290	283	290	290

78 L	\$288	295	295	288	295	295
C	\$288	295	295	288	295	295
84 L	\$294	301	301	294	301	301
C	\$294	301	301	294	301	301
90 L	\$301	306	306	301	306	306
C	\$301	306	306	301	306	306
96 L	\$305	314	314	305	314	314
C	\$305	314	314	305	314	314

Thrive™ Power and Data Support

Connect™-Jumper, 2-Circuit

Y1343.

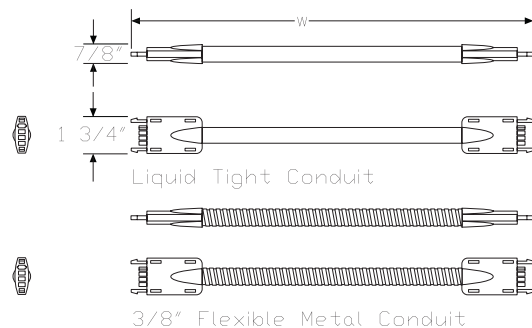
**Product Information****Description**

This power jumper distributes up to 2 20-amp circuits. It can be used between 2 receptacles or between 2 dual receptacle power kits. UL 183 listed, CUL Certified.

Notes

Connect™ modular power products are not compatible with electrical components used in Herman Miller systems or desking product lines. When routing power to an adjacent desk or table, surfaces must be ganged together. Order ganging bracket kit (Y1338.) separately. For San Francisco, specify $\frac{3}{8}$ " flex metallic conduit option (C). When connecting dual receptacle power kits (Y1340.) between adjacent surfaces in a linear run, specify 24"-wide jumper. When connecting dual receptacle power kits (Y1340.) at the outside corner of 2 24"-deep surfaces at 90°, specify 42"-wide jumper. When connecting dual receptacle power kits (Y1340.) at the outside corner of 2 30"-deep surfaces at 90°, specify 48"-wide jumper. When connecting dual receptacle power kits (Y1340.) at the outside corner of 1 30"-deep and 1 24"-deep surface, specify 48"-wide jumper. When connecting dual receptacle power kits (Y1340.) at the inside corner of 2 24"- or 30"-deep surfaces, specify 30"-wide jumper. Order the following products separately:

- 2-circuit dual receptacle power kit (Y1340.) or duplex receptacle, 2-circuit, 15 amp (Y1345.)
- Conduit clamps (Y1339.)
- Receptacle bracket (Y1347.) - for duplex receptacle, 2-circuit

Dimensions**Specification Information****Step 1.****Y1343.****Step 2. Width**

06	6" wide
09	9" wide
12	12" wide
18	18" wide
24	24" wide
30	30" wide
36	36" wide
42	42" wide
48	48" wide
54	54" wide
60	60" wide
66	66" wide
72	72" wide
78	78" wide
84	84" wide
90	90" wide
96	96" wide
108	108" wide
120	120" wide
132	132" wide
144	144" wide

Step 3. Conduit Type

L	liquid tight conduit
C	$\frac{3}{8}$ " flex metallic conduit

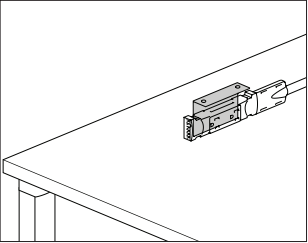
Connect™-Jumper, 2-Circuit

continued

Prices for Steps 1-3.		
	L	C
Y1343. 06	\$82	82
09	\$86	86
12	\$89	89
18	\$95	95
24	\$102	102
30	\$107	107
36	\$115	115
42	\$119	119
48	\$123	123
54	\$132	132
60	\$140	140
66	\$146	146
72	\$151	151
78	\$158	158
84	\$167	167
90	\$173	173
96	\$181	181
108	\$192	192
120	\$205	205
132	\$220	220
144	\$232	232

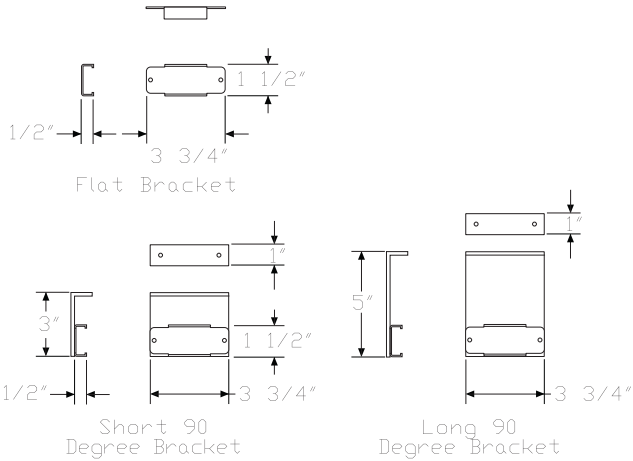
Connect™-Receptacle Brackets, Y1347.

2-Circuit



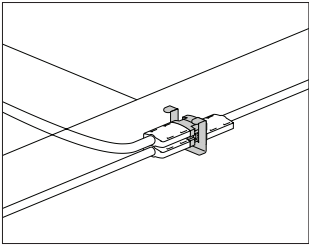
Product Information
Description
This bracket attaches a 2-circuit receptacle to a desk or table. Finish is black. Package of 10.
Notes
Connect™ modular power products are not compatible with electrical components used in Herman Miller systems or desking product lines. To attach receptacle flush to bottom of surface, facing down, specify flat attachment to underside of surface option (A). To attach receptacle perpendicular to bottom of surface, specify short 90° attachment to underside of surface option (B). Order duplex receptacle, 2-circuit, 15 amp (Y1345.) separately.
Dimensions

Specification Information
Step 1.
Y1347.
Step 2. Attachment Hardware
A flat attachment to underside of surface
B short 90° attachment to underside of surface
C long 90° attachment to underside of surface
Prices for Steps 1-2.
Y1347. A \$87
B \$134
C \$134

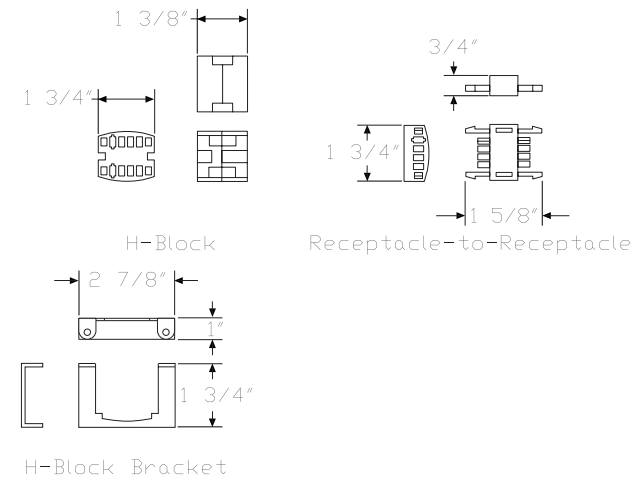


Connect™-Block Connector,
2-Circuit

Y1344.

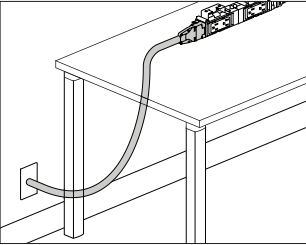


Product Information
Description
This block connects components together to distribute power. The H-block connector connects jumpers together at 2-, 3-, and 4-way connection points, or distributes power from a power entry to multiple components. The receptacle-to-receptacle connector connects 2 receptacles together. Finish is black. Attachment hardware included. UL 183 listed, CUL Certified.
Notes
Connect™ modular power products are not compatible with electrical components used in Herman Miller systems or desking product lines. When routing power to an adjacent desk or table, surfaces must be ganged together. Order ganging bracket kit (Y1338.) separately.
Dimensions



Specification Information
Step 1.
Y1344.
Step 2. Connector Type
H H-block connector
R receptacle-to-receptacle block connector
Prices for Steps 1-2.
Y1344. H \$52
R \$40

Connect™-Power Entry, 4-Circuit Y1351.

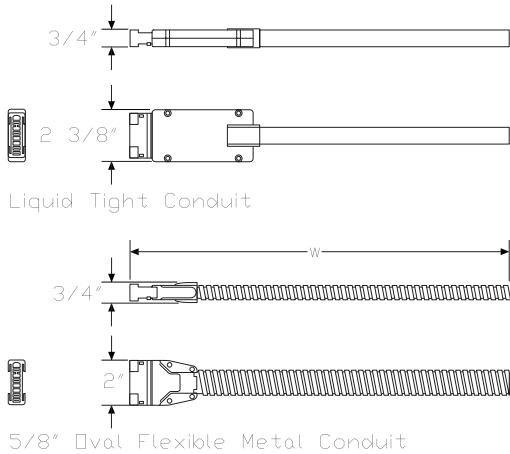


Product Information

Description
This power entry connects a building's electrical from a wall, floor, or column to the end of a 4-circuit dual junction block power kit or junction block and distributes up to 4 20-amp circuits. UL 183 listed, CUL Certified.

Notes
Connect™ modular power products are not compatible with electrical components used in Herman Miller systems or desking product lines. Power entry can be field cut to the appropriate length. For San Francisco, specify 3/8" flex metallic conduit option (C). Finish color on liquid tight conduit is black. Finish color on metallic conduit is silver. A licensed electrician must wire the power entry to the building's electrical system.

Dimensions



Specification Information

Step 1.
Y1351.

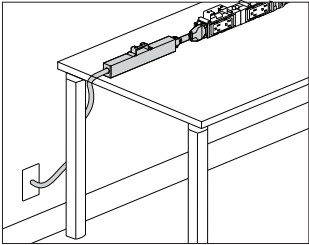
Step 2. Length	
06	6' long
12	12' long
18	18' long
24	24' long

Step 3. Conduit Type	
L	liquid tight conduit
C	3/8" flex metallic conduit

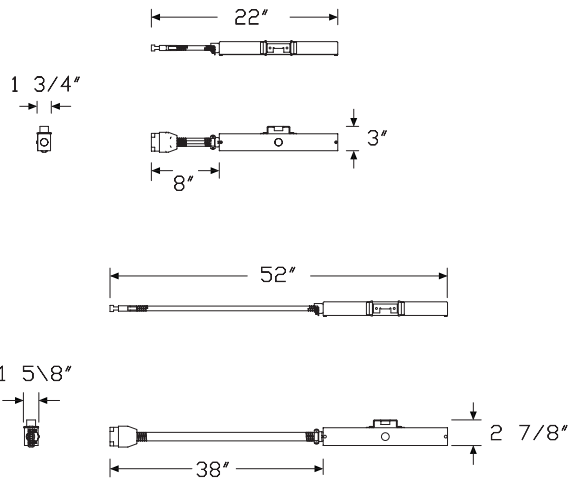
Prices for Steps 1-3.

	L	C
Y1351. 06	\$221	221
12	\$315	315
18	\$411	411
24	\$527	527

Connect™-Power Entry, 4-Circuit, Y1352.
New York City

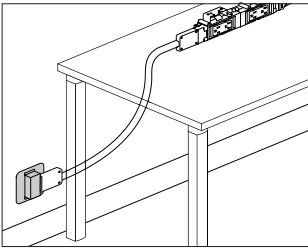


Product Information
Description
This power entry connects a building’s electrical from a wall, floor, or column to the end of a 4-circuit dual junction block power kit or junction block and distributes up to 4 20-amp circuits. It includes a junction box and harness. UL 183 listed, CUL Certified.
Notes
Connect™ modular power products are not compatible with electrical components used in Herman Miller systems or desking product lines. A licensed electrician must wire the power entry to the building’s electrical system.
For use with Renew™ Link, specify 8" power entry (08).
For use with Layout Studio®, specify 38" power entry (38).
Dimensions



Specification Information
Step 1.
Y1352. A \$362
Step 2. Length
08 8" power entry A +\$0
38 38" power entry A +\$0

Connect™-Modular Power Entry, Y1359.
4 Circuit, Architectural Wall
Junction Box

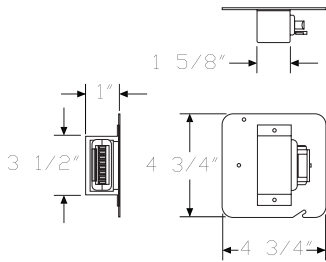


Product Information

Description
This black receptacle box provides a modular power connection to building power at the wall in a standard 2-gang electrical box allowing for the electrical jumper to be easily removed when not in use. Product is UL listed when installed by a licensed electrician.

Notes
Connect™ modular power products are not compatible with electrical components used in Herman Miller systems or desking product lines. Includes mounting plate, modular connection with wiring, and cover. Jumper (Y1353.) plugs into the receptacle box modular power entry. Works with Connect 4-circuit products only.

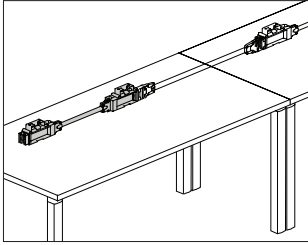
Dimensions



Specification Information

Step 1.
Y1359. \$171

Connect™-Dual Junction Block Power Kit, 4-Circuit Y1350.



Product Information

Description

This power kit attaches to the underside of a desk or table to provide electrical access and distributes up to 4 20-amp circuits. It is available as a single-sided or double-sided kit. The single-sided power kit is modular and includes 2 junction blocks, a non-adjustable jumper, and attachment hardware. The double-sided kit is a 1-piece construction consisting of 2 junction blocks, a jumper, and attachment hardware; it cannot be reconfigured. The single-sided and double-sided kits are UL 183 listed, CUL certified.

Notes

Connect™ modular power products are not compatible with electrical components used in Herman Miller systems or desking product lines. Match width of power kit to width of surface.

When routing power to an adjacent desk or table, surfaces must be ganged together. Order ganging bracket kit (Y1338.) separately.

The single-sided junction block provides 1 or 2 receptacle locations.

The double-sided junction block provides 2 to 4 receptacle locations.

Order duplex receptacle, 4-circuit (Y1355.) separately.

To route power from building to power kit, order 4-circuit power entry (Y1351.) separately.

Power kit is not necessary for a 36"-wide surface. To add power to a 36"-wide surface, order double junction block, 4-circuit (Y1358.DH) or double back-to-back junction block (Y1358.DB).

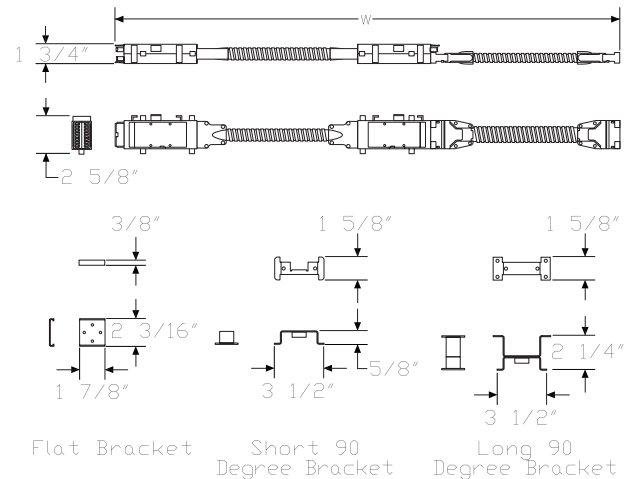
To connect power kits between adjacent desks or tables, order junction block to junction block jumper, 4-circuit (Y1353.) separately. Finish color of junction block is black. Finish color of 5/8" oval metallic conduit is silver.

42" - 54" wide kits have no conduit clips. 60" - 78" wide kits include 1 conduit clip. 84" - 96" wide kits include 2 conduit clips.

To attach kit with single-sided junction block option (S) flush to bottom of surface, with receptacles facing down, specify flat attachment to underside of surface option (A).

To attach kit perpendicular to bottom of surface, specify short 90° attachment to underside of surface option (B).

Dimensions



Connect™-Dual Junction Block

Power Kit, 4-Circuit *continued*

Thrive™ Power and Data Support

Specification Information

Step 1.

Y1350.

Step 2. Width

42	42" wide
48	48" wide
54	54" wide
60	60" wide
66	66" wide
72	72" wide
78	78" wide
84	84" wide
90	90" wide
96	96" wide

Step 3. Junction Block Type

S	single-sided junction block
D	double-sided junction block

Step 4. Attachment Hardware

For single-sided junction block (S)

A	flat attachment to underside of surface
B	short 90° attachment to underside of surface
C	long 90° attachment to underside of surface

For double-sided junction block (D)

B	short 90° attachment to underside of surface
C	long 90° attachment to underside of surface

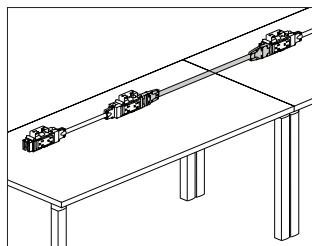
Prices for Steps 1-4.

	A	B	C
Y1350. 42 S	\$285	291	291
D	—	\$212	212
48 S	\$291	299	299
D	—	\$220	220
54 S	\$299	304	304
D	—	\$229	229
60 S	\$304	313	313
D	—	\$235	235
66 S	\$313	319	319
D	—	\$243	243
72 S	\$319	330	330
D	—	\$250	250
78 S	\$330	339	339
D	—	\$256	256

84 S	\$338	356	356
D	—	\$267	267
90 S	\$347	355	355
D	—	\$279	279
96 S	\$355	361	361
D	—	\$286	286

Connect™-Junction Block to Junction Block Jumper, 4-Circuit

Y1353.



Product Information

Description

This power jumper distributes up to 4 20-amp circuits between 2 power kits or junction blocks and is available as adjustable or non-adjustable. The adjustable jumper allows 1 end of the jumper to extend an additional 3" when connecting to components under an adjacent desk or table. UL 183 listed, CUL Certified.

Notes

Connect™ modular power products are not compatible with electrical components used in Herman Miller systems or desking product lines. When routing power to an adjacent desk or table, surfaces must be ganged together. Order ganging bracket kit (Y1338.) separately.

When connecting dual junction block power kits (Y1350.) between adjacent surfaces in a linear run, specify 24"-wide jumper.

When connecting dual junction block power kits (Y1350.) at the outside corner of 2 24"-deep surfaces at 90°, specify 42"-wide jumper.

When connecting dual junction block power kits (Y1350.) at the outside corner of 2 30"-deep surfaces at 90°, specify 48"-wide jumper.

When connecting dual junction block power kits (Y1350.) at the outside corner of 1 30"-deep and 1 24"-deep surface, specify 48"-wide jumper.

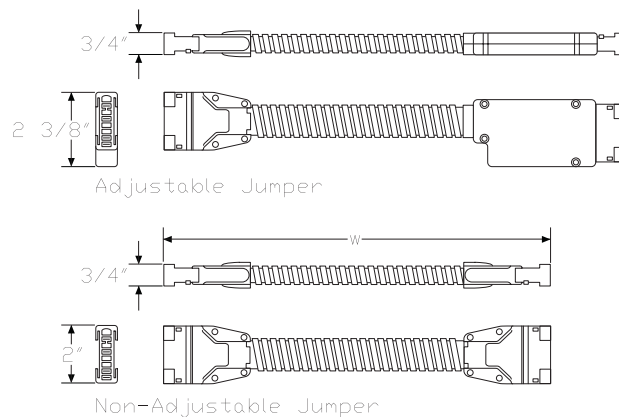
When connecting dual junction block power kits (Y1350.) at the inside corner of 2 24"- or 30"-deep surfaces, specify 30"-wide jumper.

Finish on $\frac{5}{8}$ " oval metallic conduit is silver.

Order the following products separately:

- Conduit clamps (Y1339.)
- Dual junction block power kit, 4-circuit (Y1350.) or junction block, 4-circuit (Y1358.)
- Duplex receptacle, 4-circuit (Y1355.) - for junction block, 4-circuit
- Junction block bracket, 4-circuit (Y1357.) - for junction block, 4-circuit
- Power entry, 4-circuit (Y1351.)

Dimensions



Connect™-Junction Block to Junction Block Jumper, 4-Circuit

continued

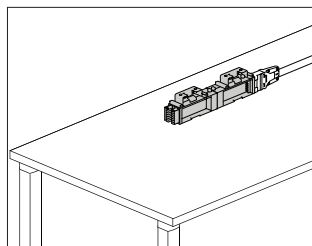
Thrive™ Power and Data Support

Specification Information	
Step 1.	
Y1353.	
Step 2. Width	
12	12" wide
18	18" wide
24	24" wide
30	30" wide
36	36" wide
42	42" wide
48	48" wide
54	54" wide
60	60" wide
66	66" wide
72	72" wide
78	78" wide
84	84" wide
90	90" wide
108	108" wide
120	120" wide
132	132" wide
144	144" wide
Step 3. Type	
A	adjustable jumper
N	nonadjustable jumper

Prices for Steps 1-3.		
	A	N
Y1353. 12	\$115	115
18	\$120	120
24	\$129	129
30	\$139	139
36	\$146	146
42	\$152	152
48	\$163	163
54	\$171	171
60	\$179	179
66	\$185	185
72	\$192	192
78	\$202	202
84	\$209	209
90	\$219	219
108	\$242	242
120	\$255	255
132	\$274	274
144	\$291	291

Connect™-Junction Block, 4-Circuit

Y1358.



Product Information

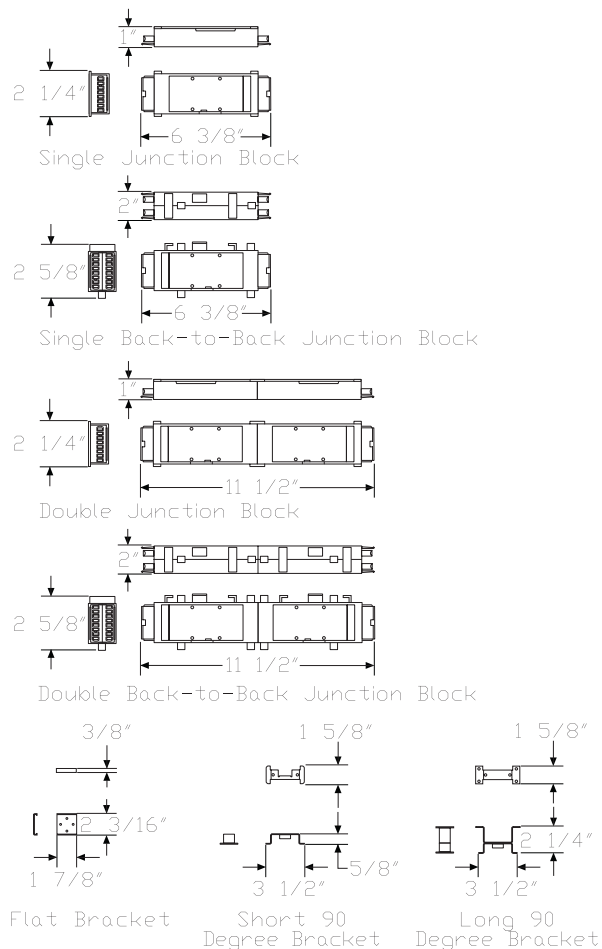
Description

This block attaches beneath a desk or table and accepts 4-circuit receptacles for access and distribution of up to 4 20-amp circuits. It has connection points at both ends for attaching a power entry or 4-circuit power jumper. The block can be specified for 1 receptacle, 2 receptacles side-by-side, 2 receptacles back-to-back, or 4 receptacles; 2 side-by-side and 2 back-to-back. Finish is black. Attachment bracket and hardware included. UL 183 listed, CUL Certified.

Notes

Connect™ modular power products are not compatible with electrical components used in Herman Miller systems or desking product lines. When routing power to an adjacent desk or table, surfaces must be ganged together. Order ganging bracket kit (Y1338.) separately. To route power from building to junction block, order 4-circuit power entry (Y1351.) separately. To route power between junction blocks, order junction block to junction block jumper, 4-circuit (Y1353.) separately. To route power from a 36"-wide surface to an adjacent surface, specify double junction block option (DH) or double back-to-back junction block option (DB) and order power jumper (Y1353.) separately. Order duplex receptacle, 4-circuit (Y1355.) separately. To maintain proper spacing when specifying double junction block (Y1358.DH) or double back-to-back junction block (Y1358.DB), order adjustable jumpers (Y1353.xxxA) separately.

Dimensions

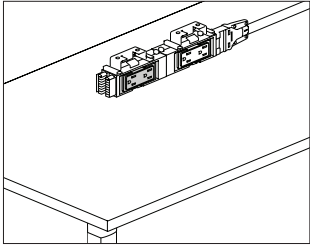


Connect™-Junction Block, 4-Circuit *continued*

Thrive™ Power and Data Support

Specification Information			
Step 1.			
Y1358.			
Step 2. Junction Block Type			
SH	single junction block		
SB	single back-to-back junction block		
DH	double junction block		
DB	double back-to-back junction block		
Step 3. Attachment Hardware			
<i>For single junction block (SH) or double junction block (DH)</i>			
A	flat attachment to underside of surface		
B	short 90° attachment to underside of surface		
C	long 90° attachment to underside of surface		
<i>For single back-to-back junction block (SB) or double back-to-back junction block (DB)</i>			
B	short 90° attachment to underside of surface		
C	long 90° attachment to underside of surface		
Prices for Steps 1-3.			
	A	B	C
Y1358. SH	\$127	135	135
SB	—	\$135	135
DH	\$105	114	114
DB	—	\$114	114

Connect™-Duplex Receptacle, Y1355.
4-Circuit



Product Information

Description

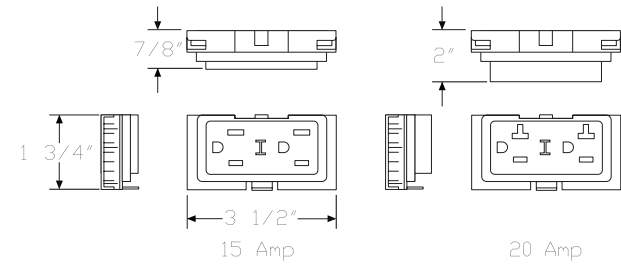
This 15- or 20-amp duplex receptacle attaches to a power kit or junction block to provide electrical access. Finish is black. UL 183 listed, CUL Certified.

Notes

Connect™ modular power products are not compatible with electrical components used in Herman Miller systems or desking product lines. Receptacle is labeled as I, II, III, or IV for circuit identification. Order the following products separately:

- Dual junction block power kit, 4-circuit (Y1350.)
- Junction block, 4-circuit (Y1358.)

Dimensions



Specification Information

Step 1.

Y1355.

Step 2. Amps

15	15 amp
20	20 amp

Step 3. Circuit

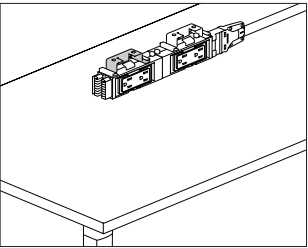
1	circuit I
2	circuit II
3	circuit III
4	circuit IV

Prices for Steps 1-3.

	1	2	3	4
Y1355. 15	\$38	38	38	38
20	\$44	44	44	44

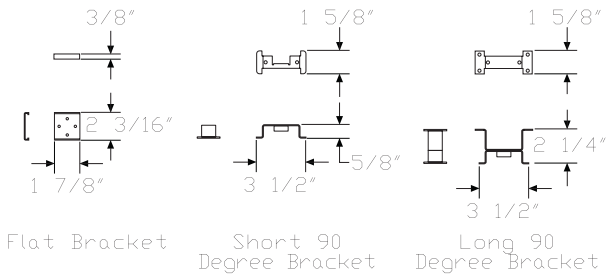
Connect™-Junction Block
Brackets, 4-Circuit

Y1357.

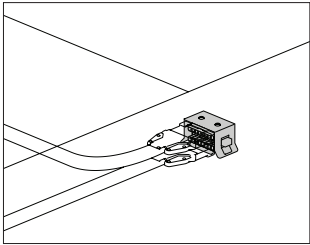


Product Information
Description
This bracket attaches a 4-circuit junction block to a desk or table. Package of 10.
Notes
Connect™ modular power products are not compatible with electrical components used in Herman Miller systems or desking product lines. To attach junction block flush to bottom of surface, facing down, specify flat attachment to underside of surface option (A). To attach junction block perpendicular to bottom of surface, specify short 90° attachment to underside of surface option (B). Finish on flat attachment to underside of surface option (A) is black. Finish on short 90° attachment to underside of surface option (B) and long 90° attachment to underside of surface option (C) is silver. Order junction block, 4-circuit (Y1358.) separately.
Dimensions

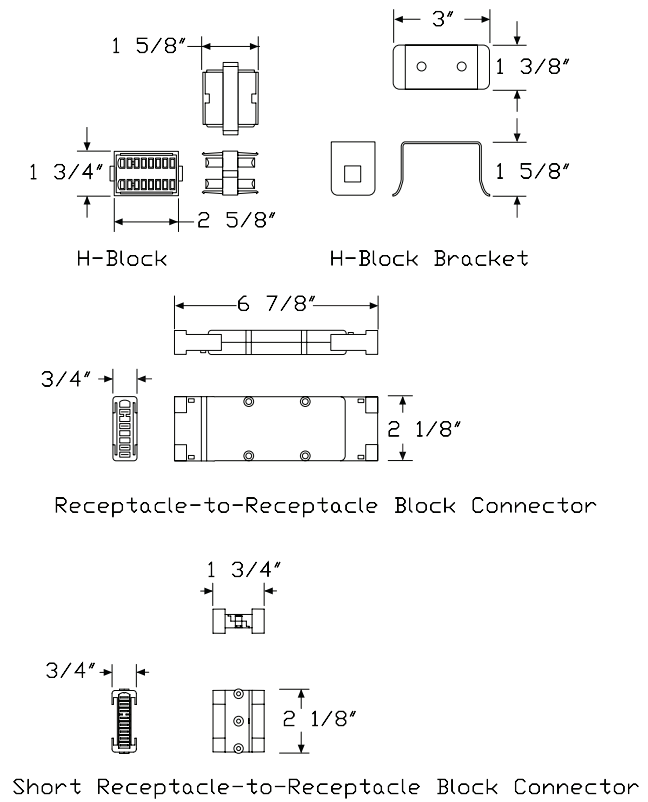
Specification Information
Step 1.
Y1357.
Step 2. Attachment Hardware
A flat attachment to underside of surface
B short 90° attachment to underside of surface
C long 90° attachment to underside of surface
Prices for Steps 1-2.
Y1357. A \$87
B \$134
C \$134



Connect™-Block Connector, Y1354.
4-Circuit

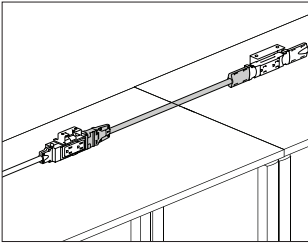


Product Information
Description This block connects components together to distribute power. The H-block connector connects jumpers together at 2-, 3-, and 4-way connection points, or distributes power from a power entry to multiple components. The receptacle-to-receptacle connectors connect 2 junction blocks together. Finish is black. Attachment hardware included. UL 183 listed, CUL Certified.
Notes Connect™ modular power products are not compatible with electrical components used in Herman Miller systems or desking product lines. When routing power to an adjacent desk or table, surfaces must be ganged together. Order ganging bracket kit (Y1338.) separately.
Dimensions



Specification Information
Step 1. Y1354.
Step 2. Connector Type
H H-block connector
S short receptacle-to-receptacle block connector A
R receptacle-to-receptacle block connector
Prices for Steps 1-2.
Y1354. H \$64
S \$79
R \$81

Connect™-Transition Jumper, 2- to 4-Circuit Y1356.



Product Information

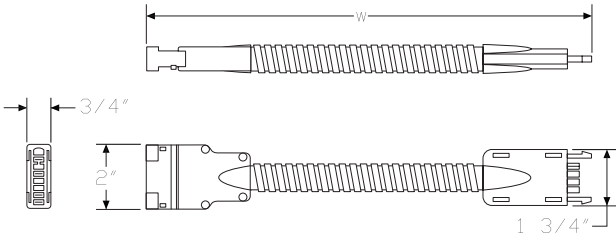
Description

This jumper transfers power from a 2-circuit power kit, receptacle, or connector block to a 4-circuit junction block or connector block. 1 conduit clamp included. UL 183 listed, CUL Certified.

Notes

Connect™ modular power products are not compatible with electrical components used in Herman Miller systems or desking product lines. When routing power to an adjacent desk or table, surfaces must be ganged together. Order ganging bracket kit (Y1338.) separately. Finish on 5/8" oval metallic conduit is silver.

Dimensions



Specification Information

Step 1.

Y1356.

Step 2. Width

06	6" wide
24	24" wide
36	36" wide
48	48" wide
72	72" wide
96	96" wide

Step 3. Conduit Type

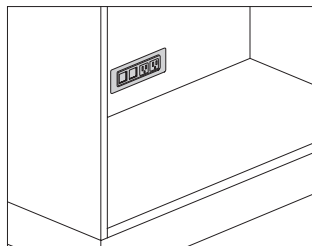
L liquid tight conduit

Prices for Steps 1-3.

	L
Y1356. 06	\$106
24	\$129
36	\$146
48	\$163
72	\$192
96	\$228

Connect™ - S310 Electrical Unit with Connect Modular Connection

Y1329.



Product Information

Description

This electrical distributor provides power to a lateral file, low credenza, or storage case with a Connect™ 4-circuit modular connector. It can be top surface mounted flush or vertically mounted in the false back of a cabinet. A voice/data adapter kit is included, allowing the data openings to accept various manufacturers' couplers and jacks. Attachment hardware is included. Product is UL listed.

Notes

Field cutting of surface may be required. Information on surface cutout size is included on instruction sheet.

Silver option (OI) and white option (OJ) have painted metal trim with white plastic simplex/data interiors. Black option (OH) has black painted trim with black plastic simplex/data interior.

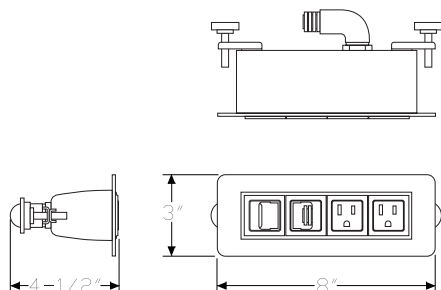
Modular electrical connectors can only connect to Connect 4-circuit modular power system.

Order the following products separately:

- Canvas powered metal low credenza (FMP72A., FMP72K., FMP73A., FMP73K., FMP74A., FMP74K.)
- Canvas powered wood low credenza (FFD73A., FFD73K.)
- Meridian powered storage case (PSC-, PS6-, PSAM-, PSAV-, PSKM-, PSKV-)
- Meridian powered storage lateral file (PS26-, PS2AM, PS2AV, PS2KM, PS2KV)
- Connect - power entry, 4-circuit (Y1351.)
- Connect - junction block to junction block jumper, 4-circuit (Y1353.)
- Connect - block connector, 4-circuit (Y1354.)
- Other Connect 4-circuit modular power components as required

For Canvas powered storage, order Connect - conduit clamp (Y1339.) separately.

Dimensions



Specification Information

Step 1.

Y1329.

Step 2. Configuration

3 2 simplex receptacles, 2 data openings

8 3 simplex receptacles, 1 data opening

Step 3. Power Type

E 4 circuit circuit 1

F 4 circuit circuit 2

G 4 circuit circuit 3

H 4 circuit circuit 4

Step 4. Cord/Conduit Length

02 2' conduit

03 3' conduit

04 4' conduit

06 6' conduit

10 10' conduit

Prices for Steps 1-4.

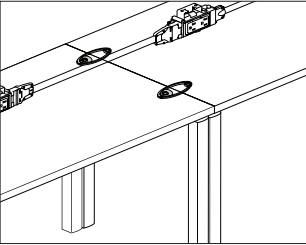
		02	03	04	06	10
Y1329. 3	E	\$477	494	505	535	594
	F	\$477	494	505	535	594
	G	\$477	494	505	535	594
	H	\$477	494	505	535	594
8	E	\$500	513	532	557	615
	F	\$500	513	532	557	615
	G	\$500	513	532	557	615
	H	\$500	513	532	557	615

Step 5. Finish

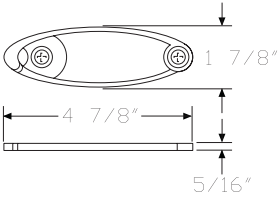
OH	black	+\$0
OI	silver	+\$0
OJ	white	+\$0

Connect™-Ganging Bracket Kit

Y1338.



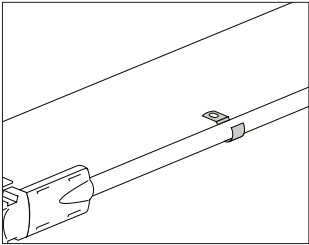
Product Information
Description
This kit has 2 clips that attach to the underside of 2 adjacent surfaces, ganging them together to provide stability and allowing electrical components to be routed from 1 surface to another. Finish is black.
Notes
Ganging bracket kit should not be used on 18"-deep Everywhere™ tables.
Dimensions



Specification Information
Step 1.
Y1338.
\$115

Connect™-Conduit Clamp

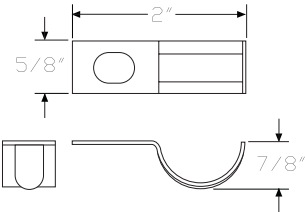
Y1339.



Product Information

Description
This clamp screws to the underside of a surface to support the conduit on electrical components. Finish is silver. Package of 10.

Dimensions

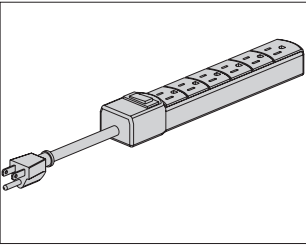


Specification Information

Step 1.
Y1339. \$18

Power Plug Strip

Y1500.



Product Information

Description

This corded power strip provides 6 outlets. It is available with 6' and 10' cord lengths. Power strip is UL Listed and CSA Certified. Finish is black.

Notes

The 10' cord (10) length is recommended for use with height adjustable table.

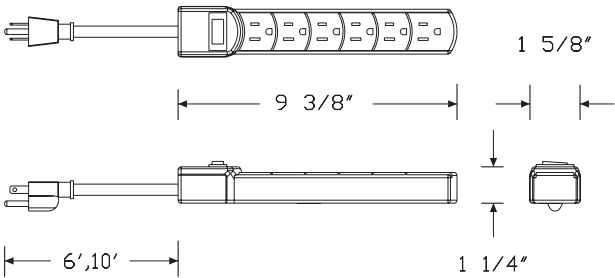
When used with Canvas Vista™, power strip plugs directly into the harness with power + data cover (FG150.) located under the chase.

Order the following products separately:

- Hinged cable trough (Y1300.)
- Vista harness with power + data cover (FG150.)

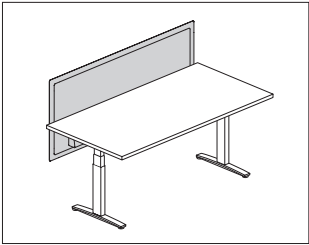
Dimensions

Specification Information		
Step 1.		
Y1500.		
Step 2. Configuration		
6	6 AC outlets	
Step 3. Cord Length		
06	6' long	
10	10' long	
Prices for Steps 1-3.		
	06	10
Y1500. 6	\$92	107



Pari Screen, Height Adjustable Tables

Y1116.



Product Information

Description

This screen attaches to an individual height adjustable work surface. It has an all-fabric, tackable surface with frameless design, and comes in privacy and modesty sizes. Attachment hardware included.

Notes

Privacy and modesty panel actual width is 2" less than specified width.

Privacy screen (A) top edge aligns with the 42" high Canvas datum line; bottom edge is 4" below work surface.

Privacy & modesty screen (B) top edge aligns with the 42" high Canvas datum line; bottom edge is 10" below work surface.

Privacy screen (C) top edge aligns with the 46" high Canvas datum line; bottom edge is 4" below work surface.

Privacy & modesty screen (D) top edge aligns with the 46" high Canvas datum line; bottom edge is 10" below work surface.

Privacy screen (E) top edge aligns with the 53" high Canvas datum line; bottom edge is 4" below work surface.

Privacy & modesty screen (F) top edge aligns with the 53" high Canvas datum line; bottom edge is 10" below work surface.

Screens 54" wide and wider include an additional 1"-wide center mounting bracket.

Recommended mounting creates a 1" gap between back edge of surface and the screen to accommodate cable routing and the attachment or clamp-mounting of other hardware to the surface.

Optional cable management trough is only available when specifying privacy & modesty height option (B). Trough finish is graphite.

Attachment brackets are inset from edge of screen by approximately 8" and require 2 1/2" of work surface for attachment.

Attachment bracket finish is painted graphite.

Screen accepts Customer's Own Material (COM). Yardage is estimated for nondirectional 54"-wide fabrics.

For vertical fabric direction (T):

Height—Yardage

A—1.51
B—1.89
C—1.76
D—2.14
E—2.21
F—2.58

For horizontal fabric direction (R):

Width—Yardage

For heights A/B:

24—0.88
30—1.07
36—1.26
42—1.45
48—1.64
54—1.83
60—2.02
66—2.21
72—2.39

For heights C/D/E/F:

24—1.76
30—2.14
36—2.52
42—2.90
48—3.28
54—3.65
60—4.03
66—4.41
72—4.79

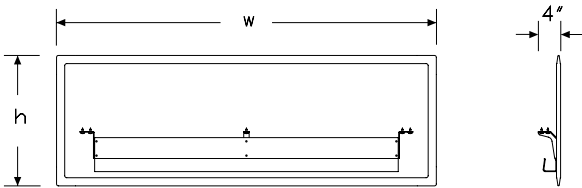
For information on multiple quantities or directional fabrics, contact COM Department. See Order Information in Appendices.

MicrobeCare™ is an antimicrobial coating applied to the fabric surface of this product.

MicrobeCare™ protects products from mold, mildew, algae, and bacteria that cause deterioration, discoloration, odors, and stains.

MicrobeCare™ is registered with the US Environmental Protection Agency (EPA).

Dimensions



Pari Screen, Height Adjustable Tables *continued*

Thrive™ Screens

Specification Information					
Step 1.					
Y1116. A					
Step 2. Height					
A	privacy (42" high) A				
B	privacy & modesty (42" high/10" below surface) A				
C	privacy (46" high) A				
D	privacy & modesty (46" high/10" below surface) A				
E	privacy (53" high) A				
F	privacy & modesty (53" high/10" below surface) A				
Step 3. Width					
24	24" wide A				
30	30" wide A				
36	36" wide A				
42	42" wide A				
48	48" wide A				
54	54" wide A				
60	60" wide A				
66	66" wide A				
72	72" wide A				
Step 4. Surface Material					
<i>For 24" wide (24), 30" wide (30), 36" wide (36), 42" wide (42), or 48" wide (48)</i>					
R	tackable fabric, horizontal A				
T	tackable fabric A				
D	tackable fabric, horizontal with MicrobeCare™ A				
E	tackable fabric with MicrobeCare™ A				
<i>For 54" wide (54), 60" wide (60), 66" wide (66), or 72" wide (72)</i>					
R	tackable fabric, horizontal A				
D	tackable fabric, horizontal with MicrobeCare™ A				
Prices for Steps 1-4.					
		R	T	D	E
Y1116. A	24	\$539	539	606	606
	30	\$626	626	691	691
	36	\$650	650	716	716
	42	\$689	689	756	756
	48	\$714	714	781	781
	54	\$784	—	850	—
	60	\$842	—	909	—
	66	\$900	—	968	—
	72	\$950	—	1015	—

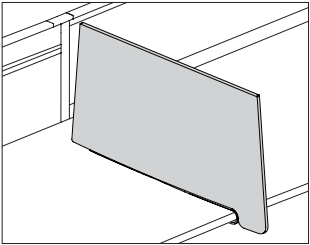
B	24	\$651	651	717	717
	30	\$698	698	763	763
	36	\$742	742	807	807
	42	\$784	784	850	850
	48	\$870	870	936	936
	54	\$979	—	1045	—
	60	\$1004	—	1070	—
	66	\$1080	—	1147	—
	72	\$1107	—	1174	—
C	24	\$613	613	679	679
	30	\$656	656	722	722
	36	\$702	702	768	768
	42	\$745	745	811	811
	48	\$823	823	888	888
	54	\$905	—	970	—
	60	\$1008	—	1074	—
	66	\$1057	—	1123	—
	72	\$1100	—	1165	—
D	24	\$788	788	853	853
	30	\$830	830	896	896
	36	\$874	874	940	940
	42	\$918	918	984	984
	48	\$987	987	1055	1055
	54	\$1035	—	1101	—
	60	\$1097	—	1163	—
	66	\$1152	—	1218	—
	72	\$1182	—	1247	—
E	24	\$806	806	872	872
	30	\$850	850	916	916
	36	\$894	894	959	959
	42	\$964	964	1031	1031
	48	\$992	992	1059	1059
	54	\$1048	—	1116	—
	60	\$1069	—	1136	—
	66	\$1096	—	1162	—
	72	\$1121	—	1187	—
F	24	\$888	888	954	954
	30	\$931	931	998	998
	36	\$976	976	1042	1042
	42	\$1020	1020	1086	1086
	48	\$1098	1098	1164	1164
	54	\$1136	—	1201	—
	60	\$1178	—	1244	—
	66	\$1274	—	1339	—
	72	\$1299	—	1365	—

Pari Screen, Height Adjustable Tables *continued*

Step 5. Cable Trough		
<i>For privacy & modesty (42" high/10" below surface) (B), privacy & modesty (46" high/10" below surface) (D), or privacy & modesty (53" high/10" below surface) (F)</i>		
NC	no cable way <input type="checkbox"/>	+\$0
CW	cable way <input type="checkbox"/>	+\$25
Step 6. Fabric		
	Price Category 1	+\$0
	Price Category 2	+\$23
	Price Category 3	+\$49
	Price Category 4	+\$96
	Price Category 5	+\$162
	Price Category B	+\$86
	Price Category C	+\$121
	Price Category E	+\$182

Personal Side Screen

Y1117.

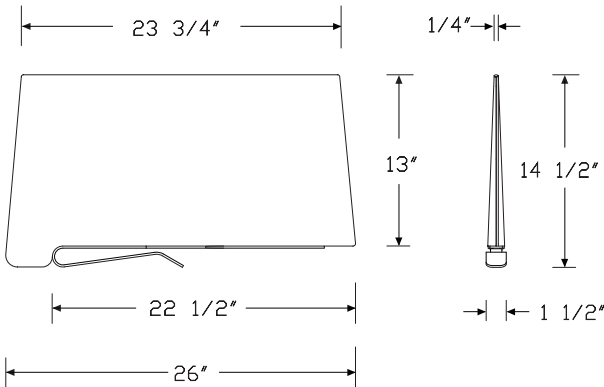


Product Information

Description
This side screen has a tackable surface and slips onto the front of most HermanMiller work surfaces to provide visual privacy on tables, benches, and systems product. It attaches without tools and can be secured in place with screws on the underside of the surface. Clamp finish is graphite.

Notes
Screen height is 13" above work surface.
Screen is not compatible with Layout Studio®.
Screen can be used with work surfaces up to 1 1/4" thick.
Bottom of attachment bracket extends 1 1/2" below work surface.
Screen accepts Customer's Own Material (COM). Yardage is estimated for nondirectional 54"-wide fabrics.
For vertical fabric direction (T):
Height—Yardage
13—0.94
For horizontal fabric direction (R):
Height—Yardage
13—1.00
For information on multiple quantities or directional fabrics, contact COM Department. See Order Information in Appendices.

Dimensions



Specification Information

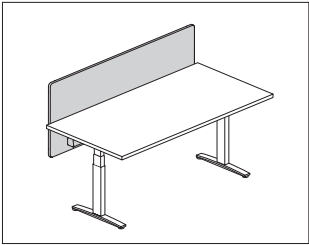
Step 1.
Y1117. [A]
Step 2. Height
13 13" high [A]
Step 3. Surface Material
R tackable fabric, horizontal [A]
T tackable fabric [A]

Prices for Steps 1-3.		
	R	T
Y1117. 13	\$483	483

Step 4. Fabric	
Price Category 1	+\$0
Price Category 2	+\$13
Price Category 3	+\$28
Price Category 4	+\$53
Price Category 5	+\$90

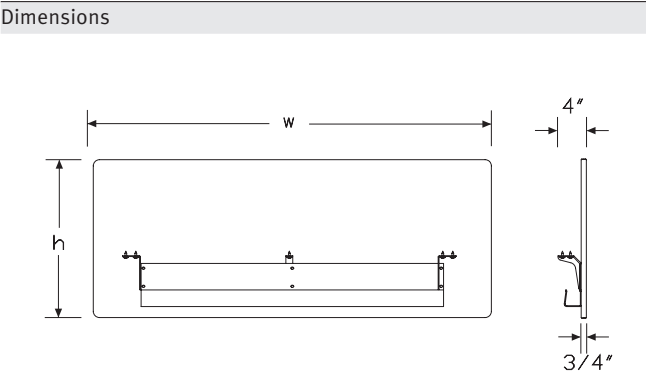
Thrive™ Screens

Surface-Attached Screen, Flat Edge Y1118.



Product Information
<p>Description</p> <p>This surface-attached tackable screen attaches to an individual table, desk, or work surface. It has a frameless all-fabric design with a flat edge, and comes in privacy and modesty sizes. Attachment hardware included.</p>
<p>Notes</p> <p>Privacy and modesty panel actual width is 2" less than specified width.</p> <p>Privacy screen (A) top edge is 13" above top of work surface; bottom edge is 3 3/4" below work surface.</p> <p>Privacy & modesty screen (B) top edge is 13" above top of work surface; bottom edge is 10" below work surface.</p> <p>Privacy screen (A) top edge aligns with the 42" high Canvas datum line; bottom edge is 4" below work surface.</p> <p>Privacy & modesty screen (B) top edge aligns with the 42" high Canvas datum line; bottom edge is 9" below work surface.</p> <p>Privacy screen (C) top edge aligns with the 46" high Canvas datum line; bottom edge is 4" below work surface.</p> <p>Privacy & modesty screen (D) top edge aligns with the 46" high Canvas datum line; bottom edge is 9" below work surface.</p> <p>Privacy screen (E) top edge aligns with the 53" high Canvas datum line; bottom edge is 4" below work surface.</p> <p>Privacy & modesty screen (F) top edge aligns with the 53" high Canvas datum line; bottom edge is 9" below work surface.</p> <p>Screens 54" wide and wider include an additional 1"-wide center mounting bracket.</p> <p>Recommended mounting creates a 1" gap between back edge of surface and the screen to accommodate cable routing and the attachment or clamp-mounting of other hardware to the surface.</p> <p>Optional cable management trough is only available when specifying privacy & modesty height option (B). Trough finish is graphite.</p> <p>Attachment brackets are inset from edge of screen by approximately 8" and require 2 1/2" of work surface for attachment.</p> <p>Attachment bracket finish is painted graphite.</p> <p>Screen accepts Customer's Own Material (COM). Yardage is estimated for nondirectional 54"-wide fabrics.</p> <p>For vertical fabric direction (T):</p> <p>Height—Yardage</p> <p>A—1.51</p> <p>B—1.89</p> <p>C—1.76</p> <p>D—2.14</p> <p>E—2.21</p> <p>F—2.58</p>

For horizontal fabric direction (R):
Width—Yardage
For heights A/B:
24—0.88
30—1.07
36—1.26
42—1.45
48—1.64
54—1.83
60—2.02
66—2.21
72—2.39
For heights C/D/E/F:
24—1.76
30—2.14
36—2.52
42—2.90
48—3.28
54—3.65
60—4.03
66—4.41
72—4.79
For information on multiple quantities or directional fabrics, contact COM Department. See Order Information in Appendices.
MicrobeCare™ is an antimicrobial coating applied to the fabric surface of this product.
MicrobeCare™ protects products from mold, mildew, algae, and bacteria that cause deterioration, discoloration, odors, and stains.
MicrobeCare™ is registered with the US Environmental Protection Agency (EPA).



Surface-Attached Screen, Flat Edge *continued*

Thrive™ Screens

Specification Information					
Step 1.					
Y1118. A					
Step 2. Height					
A	privacy (42" high) A				
B	privacy & modesty (42" high/ 9" below surface) A				
C	privacy (46" high) A				
D	privacy & modesty (46" high/ 9" below surface) A				
E	privacy (53" high) A				
F	privacy & modesty (53" high/ 9" below surface) A				
Step 3. Width					
24	24" wide A				
30	30" wide A				
36	36" wide A				
42	42" wide A				
48	48" wide A				
54	54" wide A				
60	60" wide A				
66	66" wide A				
72	72" wide A				
Step 4. Surface Material					
<i>For 24" wide (24), 30" wide (30), 36" wide (36), 42" wide (42), or 48" wide (48)</i>					
R	tackable fabric, horizontal A				
T	tackable fabric A				
D	tackable fabric, horizontal with MicrobeCare™ A				
E	tackable fabric with MicrobeCare™ A				
<i>For 54" wide (54), 60" wide (60), 66" wide (66), or 72" wide (72)</i>					
R	tackable fabric, horizontal A				
D	tackable fabric, horizontal with MicrobeCare™ A				
Prices for Steps 1-4.					
		R	T	D	E
Y1118. A	24	\$375	375	441	441
	30	\$405	405	471	471
	36	\$483	483	550	550
	42	\$520	520	586	586
	48	\$557	557	622	622
	54	\$592	—	657	—
	60	\$642	—	708	—
	66	\$672	—	738	—
72	\$716	—	782	—	

B	24	\$467	467	532	532
	30	\$503	503	570	570
	36	\$539	539	606	606
	42	\$577	577	643	643
	48	\$607	607	674	674
	54	\$640	—	705	—
	60	\$662	—	728	—
	66	\$722	—	789	—
	72	\$776	—	842	—
C	24	\$468	468	534	534
	30	\$516	516	582	582
	36	\$555	555	621	621
	42	\$611	611	677	677
	48	\$685	685	750	750
	54	\$721	—	788	—
	60	\$806	—	872	—
	66	\$848	—	913	—
	72	\$909	—	975	—
D	24	\$588	588	655	655
	30	\$656	656	722	722
	36	\$732	732	797	797
	42	\$748	748	815	815
	48	\$779	779	846	846
	54	\$801	—	866	—
	60	\$887	—	953	—
	66	\$959	—	1026	—
	72	\$999	—	1065	—
E	24	\$638	638	703	703
	30	\$647	647	713	713
	36	\$665	665	731	731
	42	\$781	781	848	848
	48	\$808	808	875	875
	54	\$829	—	895	—
	60	\$866	—	932	—
	66	\$944	—	1011	—
	72	\$1005	—	1071	—
F	24	\$772	772	838	838
	30	\$781	781	848	848
	36	\$795	795	861	861
	42	\$808	808	875	875
	48	\$819	819	886	886
	54	\$830	—	896	—
	60	\$918	—	984	—
	66	\$965	—	1032	—
	72	\$1166	—	1232	—

Surface-Attached Screen, Flat Edge *continued*

Step 5. Cable Trough

For privacy & modesty (42" high/ 9" below surface) (B), privacy & modesty (46" high/ 9" below surface) (D), or privacy & modesty (53" high/ 9" below surface) (F)

NC	no cable way <input type="checkbox"/>	+\$0
CW	cable way <input type="checkbox"/>	+\$25

Step 6. Fabric

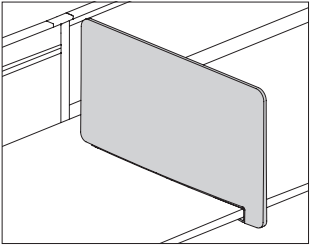
Price Category 1	+\$0
Price Category 2	+\$25
Price Category 3	+\$59
Price Category 4	+\$112
Price Category 5	+\$146
Price Category B	+\$97
Price Category C	+\$133
Price Category E	+\$182

For tackable fabric, horizontal (R) or tackable fabric, horizontal with MicrobeCare™ (D)

Price Category 1	+\$0
Price Category 2	+\$25
Price Category 3	+\$59
Price Category 4	+\$112
Price Category 5	+\$146
Price Category B	+\$97
Price Category C	+\$133
Price Category E	+\$182

Personal Side Screen,
Rectangular

Y1119.



Product Information

Description

This side screen has a tackable surface and slips onto the front of most HermanMiller work surfaces to provide visual privacy on tables, benches, and systems product. It attaches without tools and can be secured in place with screws on the underside of the surface. Clamp finish is graphite.

Notes

Screen height is 13" above work surface.

Screen is not compatible with Layout Studio®.

Screen can be used with work surfaces up to 1 1/4" thick.

Bottom of attachment bracket extends 1 1/2" below work surface.

Screen accepts Customer's Own Material (COM). Yardage is estimated for nondirectional 54"-wide fabrics.

For vertical fabric direction (T):

Height—Yardage

13—0.94

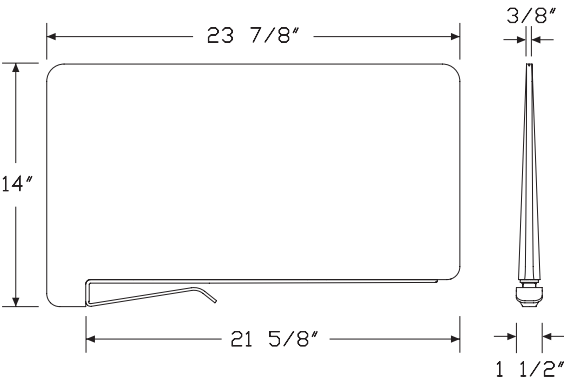
For horizontal fabric direction (R):

Height—Yardage

13—1.00

For information on multiple quantities or directional fabrics, contact COM Department. See Order Information in Appendices.

Dimensions



Specification Information

Step 1.

Y1119. A

Step 2. Height

13 13" high A

Step 3. Surface Material

R tackable fabric, horizontal A

T tackable fabric A

Prices for Steps 1-3.

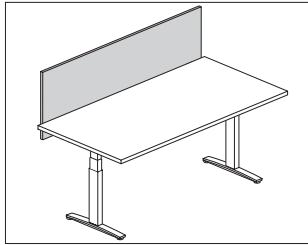
	R	T
Y1119. 13	\$474	474

Step 4. Surface Finish

Price Category 1	+\$0
Price Category 2	+\$11
Price Category 3	+\$23
Price Category 4	+\$47
Price Category 5	+\$80

Laminate Screen, Surface Attached

Y1120.



Product Information

Description

This screen attaches to an individual height adjustable work surface. It has a laminate surface with frameless design and comes in privacy and modesty sizes. Attachment hardware included.

Notes

Privacy and modesty panel actual width is 2" less than specified width.

Privacy screen (13A) top edge aligns with the 42"-high Canvas datum line; bottom edge is 4" below work surface.

Privacy & modesty screen (13B) top edge aligns with the 42"-high Canvas datum line; bottom edge is 11¹/₈" below work surface.

Screens 54" wide and wider include an additional 1"-wide center mounting bracket.

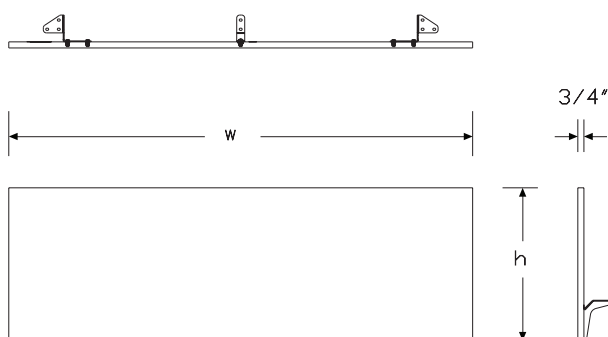
Recommended mounting creates a 1" gap between back edge of surface and the screen to accommodate cable routing and the attachment or clamp-mounting of other hardware to the surface.

Optional cable management trough is only available when specifying privacy & modesty height option (13B). Trough finish is graphite.

Attachment brackets are inset from edge of screen by approximately 8" and require 2¹/₂" of work surface for attachment.

Attachment bracket finish is painted graphite.

Dimensions



Specification Information

Step 1.

Y1120.

Step 2. Height

13A privacy (13¹/₂" above worksurface)

13B privacy & modesty (13¹/₂" above worksurface/11¹/₈" below worksurface)

Step 3. Width

24 24" wide

30 30" wide

36 36" wide

42 42" wide

48 48" wide

54 54" wide

60 60" wide

66 66" wide

72 72" wide

Step 4. Surface Material

L thermally-fused laminate

U thermally-fused laminate/universal edge

Prices for Steps 1-4.

	L	U
Y1120. 13A 24	\$256	256
30	\$272	272
36	\$286	286
42	\$300	300
48	\$314	314
54	\$327	327
60	\$337	337
66	\$348	348
72	\$362	362
13B 24	\$316	316
30	\$333	333
36	\$350	350
42	\$368	368
48	\$386	386
54	\$400	400
60	\$417	417
66	\$429	429
72	\$443	443

Laminate Screen, Surface Attached *continued*

Thrive™ Screens

Step 5. Grain Direction

For 24" wide (24), 30" wide (30), 36" wide (36), 42" wide (42), 48" wide (48), 54" wide (54), or 60" wide (60)

VTG	vertical grain	+\$0
HRG	horizontal grain	+\$0

For 66" wide (66) or 72" wide (72)

HRG	horizontal grain	+\$0
------------	------------------	------

Step 6. Cable Trough

For privacy (13½" above worksurface) (13A)

NC	no cable way	+\$0
-----------	--------------	------

For privacy & modesty (13½" above worksurface/11⅛" below worksurface) (13B)

NC	no cable way	+\$0
CW	cable way	+\$25

Step 7. Surface Finish

76	light brown walnut	+\$0
8Q	folkstone grey	+\$0
91	white	+\$0
98	studio white	+\$0
CL	cool grey neutral	+\$0
HM	natural maple	+\$0
HP	light anigre	+\$0
HX	aged cherry	+\$0
LBA	clear on ash	+\$0
LBR	phantom ecru	+\$0
LBS	phantom cocoa	+\$0
LBU	medium matte walnut	+\$0
LBV	warm grey teak	+\$0
LBB	oak on ash	+\$0
LBC	walnut on ash	+\$0
LBF	neutral twill	+\$0
LBJ	graphite twill	+\$0
LBQ	white twill	+\$0
LU	soft white	+\$0
WL	sandstone	+\$0
WN	warm grey neutral	+\$0

Step 8. Edge Finish

For thermally-fused laminate (L)

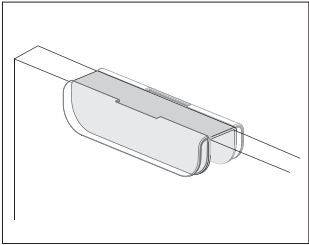
76	light brown walnut	+\$0
8Q	folkstone grey	+\$0
91	white	+\$0
98	studio white	+\$0
BU	black umber	+\$0
CL	cool grey neutral	+\$0
HF	inner tone light	+\$0
HM	natural maple	+\$0
HP	light anigre	+\$0
HX	aged cherry	+\$0
LBA	clear on ash	+\$0
LBR	phantom ecru	+\$0
LBS	phantom cocoa	+\$0
LBU	medium matte walnut	+\$0
LBV	warm grey teak	+\$0
LBB	oak on ash	+\$0
LBC	walnut on ash	+\$0
LBF	neutral twill	+\$0
LBJ	graphite twill	+\$0
LBQ	white twill	+\$0
LU	soft white	+\$0
WL	sandstone	+\$0
WN	warm grey neutral	+\$0

For thermally-fused laminate/universal edge (U)

PLY	plywood edge	+\$50
------------	--------------	-------

Name Tag Clip

Y1121.

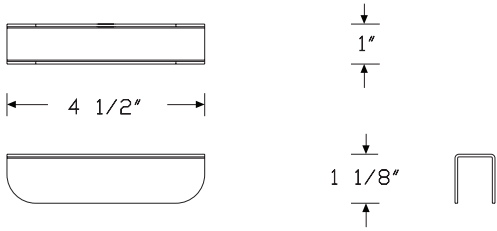
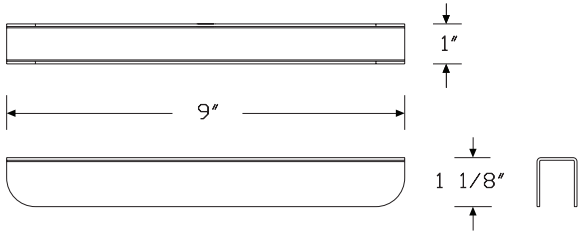


Product Information

Description
This metal name tag clip hangs on surface-attached laminate screens. It can hold 2 or 4 name tags.

Notes
The 2-name-tag clip (2) holds 2 magnetic name tags (YT410.05M) in a back-to-back orientation.
The 4-name-tag clip (4) holds 2 magnetic name tags (YT410.05M) side-by-side on the front side, and 2 side-by-side on the back side.
Name tag clip can hang on any HermanMiller laminate screen.
Order magnetic name tag (YT410.05M) separately.
Order name tag insert for magnetic name tag (O.YT1900) separately through Sales Source.

Dimensions



Specification Information

Step 1.
Y1121. A

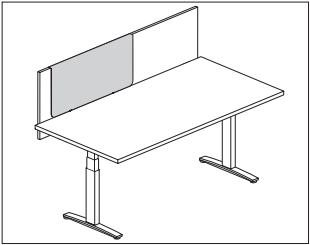
Step 2. Screen Type
L thermally-fused laminate A

Step 3. Application
2 2 magnetic name tags A
4 4 magnetic name tags A

Prices for Steps 1-3.		
	2	4
Y1121. L	\$27	38

Step 4. Screen Finish
91 white A +\$0
G1 graphite A +\$0
MS metallic silver A +\$0
SNB satin bronze A +\$10

Thrive™ Screens



Product Information

Description



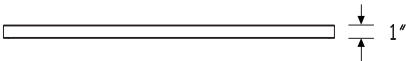


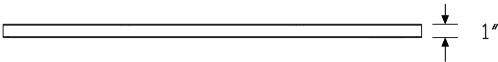
This metal board hangs on surface-attached laminate screens. It has a frameless, all-metal design with a straight edge. It accepts magnets and can be dry-erase marker writable when used with the magnetic marker board.

Notes

Metal board can hang on any HermanMiller laminate screen.
Order the following accessories separately:

- Magnetic document clip (YT400.)
- Magnetic name tag (YT410.05M)
- Magnetic marker board (YT450.)

Dimensions



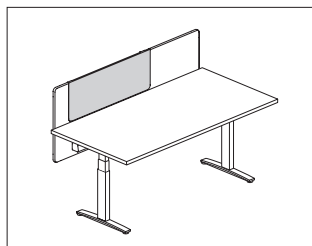
Metal Board, Screen Attached

continued

Specification Information			
Step 1.			
Y1122. <input type="text" value="A"/>			
Step 2. Screen Type			
L	thermally-fused laminate	<input type="text" value="A"/>	
Step 3. Height			
A	11" high	<input type="text" value="A"/>	
Step 4. Width			
24	24" wide	<input type="text" value="A"/>	
30	30" wide	<input type="text" value="A"/>	
Prices for Steps 1-4.			
		24	30
Y1122. L	A	\$135	148
Step 5. Screen Finish			
91	white	<input type="text" value="A"/>	+\$0
G1	graphite	<input type="text" value="A"/>	+\$0
MS	metallic silver	<input type="text" value="A"/>	+\$0
SNB	satin bronze	<input type="text" value="A"/>	+\$10

Metal Marker Board, Fabric Screen Attached

Y1123.



Product Information

Description

This magnetic metal board overlays an existing Pari™ or flat-edge fabric screen. It has a frameless, all-metal design with a straight edge. It accepts magnets and can be dry-erase marker writable when specified as a marker board.

Notes

Order Pari or flat edge profile fabric screen separately.

Metal board hangs on top edge of Pari or flat edge fabric screen.

When specifying marker board (Y1123.M) option, the marker board is an included applique magnetically applied in the field.

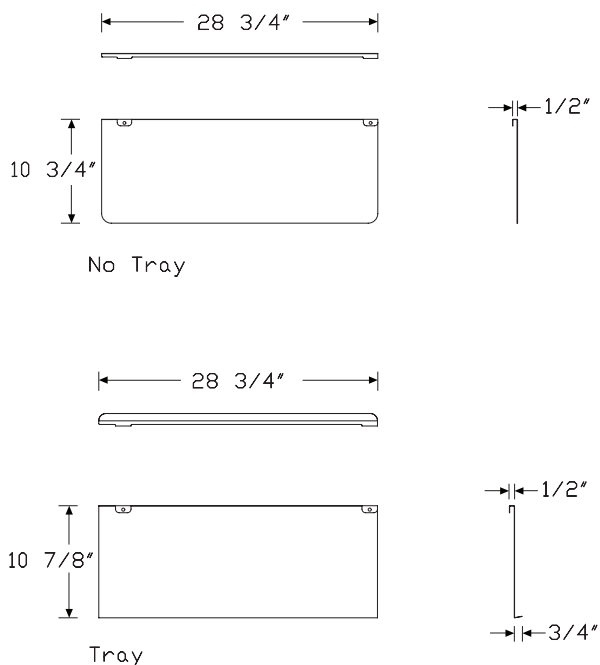
Board with tray (Y1123.xxxxT) option comes with an angled 3/4" lip at bottom of board.

For optimal use, pair with dark fabric screens.

Order the following accessories separately:

- Magnetic document clip (YT400.)
- Magnetic name tag (YT410.05M)
- Pari screen, height adjustable table (Y1116.)
- Surface attached screen, flat edge (Y1118.)

Dimensions



Specification Information

Step 1.

Y1123.

Step 2. Type

P painted metal

M marker board

Step 3. Height

11 11" high

Step 4. Width

24 24" wide

30 30" wide

Step 5. Tray

N no tray

T tray

Prices for Steps 1-5.

		24N	24T	30N	30T
Y1123. P	11	\$170	170	182	182
	M 11	\$238	238	265	265

Step 6. Finish

Metallic Paint

MS metallic silver +\$0

SNB satin bronze +\$10

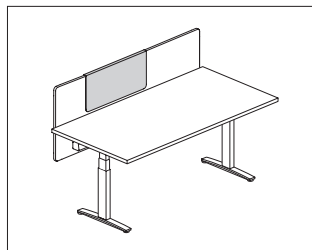
Sand Texture Paint

91 white +\$0

G1 graphite +\$0

Metal Marker Board, Screen Attached

Y1124.



Product Information

Description

This magnetic metal board overlays an existing laminate, Pari™ fabric, flat-edge fabric, PET, or fabric-wrapped LDF surface-attached screen. It has a frameless, all-metal design with a straight edge. It accepts magnets and can be dry-erase marker writable when specified as a marker board.

Notes

Order laminate, Pari or flat-edge profile fabric, PET, and fabric-wrapped LDF screens separately.

Metal board hangs on top edge of HermanMiller® laminate screen, Pari or flat-edge fabric screen, PET, and fabric-wrapped LDF screen.

When specifying marker board (Y1124.xM) option, the marker board is an included applique magnetically applied in the field.

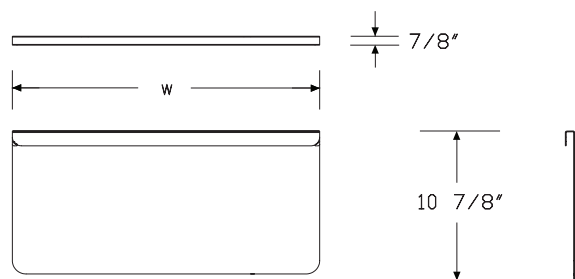
Board with tray (Y1124.FxxxxT) option comes with an angled 3/4" lip at bottom of board.

For optimal use, pair with dark fabric screens.

Order the following accessories separately:

- Magnetic document clip (YT400.)
- Magnetic name tag (YT410.05M)
- Pari screen, height adjustable table (Y1116.)
- Surface attached screen, flat edge (Y1118.)
- Laminate screen, surface attached (Y1120.)

Dimensions



Specification Information

Step 1.

Y1124. [A]

Step 2. Screen Attachment Type

D thin profile fabric screen [A]

L laminate [A]

E PET [A]

F fabric [A]

Step 3. Surface Finish

P painted metal [A]

M marker board [A]

Step 4. Height

11 11" high [A]

Step 5. Width

24 24" wide [A]

30 30" wide [A]

Step 6. Tray

For thin profile fabric screen (D), laminate (L), or PET (E)

N no tray [A]

For fabric (F)

N no tray [A]

T tray [A]

Prices for Steps 1-6.

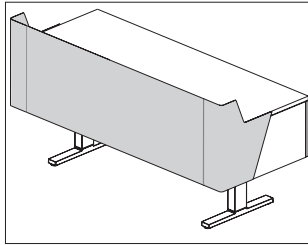
		1124N	1124T	1130N	1130T
Y1124. D	P	\$170	—	182	—
	M	\$238	—	265	—
	L P	\$135	—	148	—
	M	\$238	—	265	—
	E P	\$170	—	182	—
	M	\$238	—	265	—
	F P	\$170	170	182	182
	M	\$238	238	265	265

Metal Marker Board, Screen
Attached *continued*

Thrive™ Screens

Step 7. Finish		
CN	metallic champagne <input type="checkbox"/> A	+\$0
EH	metallic bronze <input type="checkbox"/> A	+\$0
MS	metallic silver <input type="checkbox"/> A	+\$0
SNA	satin aluminum <input type="checkbox"/> A	+\$10
SNB	satin bronze <input type="checkbox"/> A	+\$10
SNC	satin carbon <input type="checkbox"/> A	+\$10
8Q	folkstone grey <input type="checkbox"/> A	+\$0
91	white <input type="checkbox"/> A	+\$0
98	studio white <input type="checkbox"/> A	+\$0
BK	black <input type="checkbox"/> A	+\$0
CL	cool grey neutral <input type="checkbox"/> A	+\$0
G1	graphite <input type="checkbox"/> A	+\$0
WL	sandstone <input type="checkbox"/> A	+\$0
WN	warm grey neutral <input type="checkbox"/> A	+\$0

Vista Privacy + Modesty Screen - Y1130. Double Sided, Height Adjustable Table



Product Information

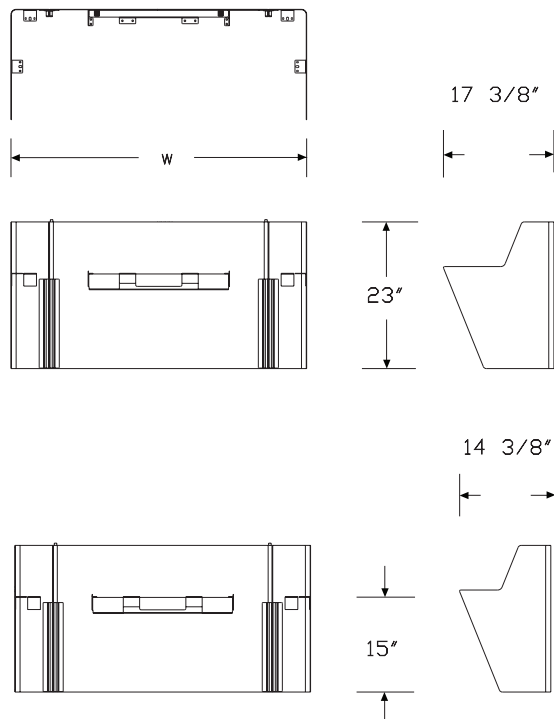
Description

This sheet metal privacy + modesty screen attaches to a Motia® Vista™ height adjustable table. The screen wraps around both ends of the work surface. Attachment hardware included.

Notes

Actual screen width is 2" less than specified width.
 Privacy top edge is 7" above top of work surface at a 36" datum height.
 Bottom edge of screen is 15" below top of work surface.
 Recommended mounting creates a 1" gap between back edge of surface and the screen to accommodate cable routing and the attachment or clamp-mounting of other hardware to the surface.
 There is not enough clearance for an open frame screen (FG345.) to be mounted above the work surface.

Dimensions



Specification Information

Step 1.

Y1130. [A]

Step 2. Height

A36 36" high/15" below work surface [A]

Step 3. Depth

24 24" deep [A]

30 30" deep [A]

Step 4. Width

48 48" wide [A]

54 54" wide [A]

60 60" wide [A]

66 66" wide [A]

72 72" wide [A]

Prices for Steps 1-4.

	48	54	60	66	72
Y1130. A36 24	\$970	1009	1049	1099	1161
30	\$1014	1055	1096	1151	1206

Step 5. Screen Finish

Smooth Paint

8Q	folkstone grey [A]	+\$0
91	white [A]	+\$0
98	studio white [A]	+\$0
CL	cool grey neutral [A]	+\$0
WL	sandstone [A]	+\$0
WN	warm grey neutral [A]	+\$0

Metallic Paint

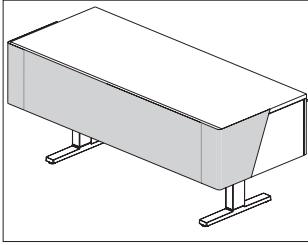
SNA	satin aluminum [A]	+\$10
SNB	satin bronze [A]	+\$10
SNC	satin carbon [A]	+\$10
CN	metallic champagne [A]	+\$0
EH	metallic bronze [A]	+\$0
MS	metallic silver [A]	+\$0

Sand Texture Paint

BK	black [A]	+\$0
G1	graphite [A]	+\$0

Vista Modesty Screen - Double Sided, Height Adjustable Table

Y1131.



Product Information

Description

This sheet metal modesty screen attaches to a Motia® Vista™ height adjustable table. The screen wraps around both ends of the work surface. Attachment hardware included.

Notes

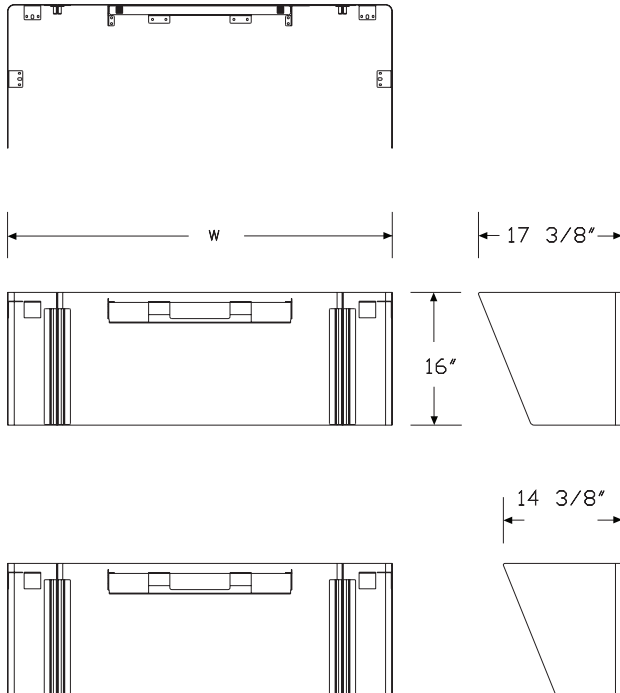
Actual screen width is 2" less than specified width.

Bottom edge of screen is 15" below top of work surface.

Recommended mounting creates a 1" gap between back edge of surface and the screen to accommodate cable routing and the attachment or clamp-mounting of other hardware to the surface.

There is enough clearance for an open frame screen (FG345.) to be mounted above the work surface. Order separately.

Dimensions



Specification Information

Step 1.

Y1131. ☐

Step 2. Depth

24 24" deep ☐

30 30" deep ☐

Step 3. Width

48 48" wide ☐

54 54" wide ☐

60 60" wide ☐

66 66" wide ☐

72 72" wide ☐

Prices for Steps 1-3.

	48	54	60	66	72
Y1131. 24	\$790	808	825	900	974
30	\$817	834	850	925	1002

Step 4. Screen Finish

Smooth Paint

8Q	folkstone grey <input type="checkbox"/>	+\$0
91	white <input type="checkbox"/>	+\$0
98	studio white <input type="checkbox"/>	+\$0
CL	cool grey neutral <input type="checkbox"/>	+\$0
WL	sandstone <input type="checkbox"/>	+\$0
WN	warm grey neutral <input type="checkbox"/>	+\$0

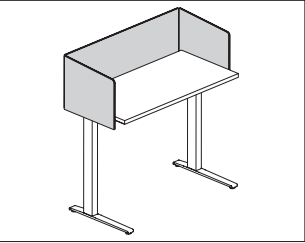
Metallic Paint

SNA	satin aluminum <input type="checkbox"/>	+\$10
SNB	satin bronze <input type="checkbox"/>	+\$10
SNC	satin carbon <input type="checkbox"/>	+\$10
CN	metallic champagne <input type="checkbox"/>	+\$0
EH	metallic bronze <input type="checkbox"/>	+\$0
MS	metallic silver <input type="checkbox"/>	+\$0

Sand Texture Paint

BK	black <input type="checkbox"/>	+\$0
G1	graphite <input type="checkbox"/>	+\$0

Ambit™ Height Adjustable Table Y1150. Screen, Thin Profile Fabric

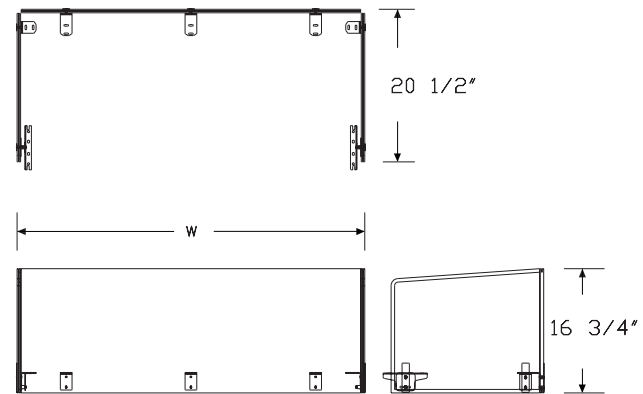


Product Information

Description
This environmentally friendly, surface-attached tackable screen attaches to an individual table, desk, or work surface. It has a frameless, all-fabric design with a flat edge, and comes in privacy and modesty sizes. Attachment hardware included.

Notes
Privacy and modesty panel actual width is 2" less than specified width.
For side-attached (S) privacy screens (A), (C), and (E), top edge is 13" above top of work surface; bottom edge is 3 3/4" below work surface.
For side-attached (S) privacy & modesty screens (B), (D), and (F), top edge is 13" above top of work surface; bottom edge is 10" below work surface.
For both top mount (T) and side mount (S) screens (A) and (B), top edge aligns with the 42"-high Canvas datum line.
For both top mount (T) and side mount (S) screens (C) and (D), top edge aligns with the 46"-high Canvas datum line.
For both top mount (T) and side mount (S) screens (E) and (F), top edge aligns with the 53"-high Canvas datum line.
Side-attached (S) screens contain a center bracket.
Side-attached (S) bracket finish is painted graphite; for top mount (T) screens bracket color is specified.

Dimensions



Specification Information

Step 1.
Y1150.

Step 2. Table Type	
MT	Motia
NL	Nevi Link
NT	Nevi
RL	Renew Link
RT	Renew

Step 3. Application

For Motia (MT), Nevi (NT), or Renew (RT)	
L	left hand return
R	right hand return
S	back screen only
U	right and left return screen, U screen

For Nevi Link (NL) or Renew Link (RL)	
L	left hand return
R	right hand return
U	right and left return screen, U screen

Step 4. Attachment Method

For Motia (MT), Nevi (NT), or Renew (RT) with back screen only (S)	
S	attached on outside of work surface (for use with freestanding table)

For Motia (MT), Nevi (NT), or Renew (RT) with left hand return (L), right hand return (R), or right and left return screen, U screen (U)	
S	attached on outside of work surface (for use with freestanding table)
T	mounted on top of work surface (for benching applications)

For Nevi Link (NL) or Renew Link (RL) with left hand return (L), right hand return (R), or right and left return screen, U screen (U)	
T	mounted on top of work surface (for benching applications)

Ambit™ Height Adjustable Table Screen, Thin Profile Fabric *continued*

Thrive™ Screens

Step 5. Height

For attached on outside of work surface (for use with freestanding table) (S)

A	privacy (42" high)
B	privacy & modesty (42" high/10" below surface)
C	privacy (46" high)
D	privacy & modesty (46" high/10" below surface)
E	privacy (53" high)
F	privacy & modesty (53" high/10" below surface)

For mounted on top of work surface (for benching applications) (T)

A	privacy (42" high)
C	privacy (46" high)
E	privacy (53" high)

Step 6. Width

For Motia (MT), Nevi (NT), or Renew (RT) with left hand return (L), right hand return (R), or right and left return screen, U screen (U) with privacy & modesty (42" high/10" below surface) (B) or privacy & modesty (46" high/10" below surface) (D)

48	48" wide
54	54" wide
60	60" wide
66	66" wide
72	72" wide

For Renew (RT) with back screen only (S) with privacy (42" high) (A), privacy & modesty (42" high/10" below surface) (B), privacy (46" high) (C), privacy & modesty (46" high/10" below surface) (D), privacy (53" high) (E), or privacy & modesty (53" high/10" below surface) (F)

36	36" wide
42	42" wide
48	48" wide
54	54" wide
60	60" wide
66	66" wide
72	72" wide

For Motia (MT) or Nevi (NT) with back screen only (S) with privacy (42" high) (A), privacy & modesty (42" high/10" below surface) (B), privacy (46" high) (C), privacy & modesty (46" high/10" below surface) (D), privacy (53" high) (E), or privacy & modesty (53" high/10" below surface) (F)

48	48" wide
54	54" wide
60	60" wide
66	66" wide
72	72" wide

For Motia (MT), Nevi (NT), or Renew (RT) with left hand return (L), right hand return (R), or right and left return screen, U screen (U) with privacy & modesty (53" high/10" below surface) (F)

48	48" wide
54	54" wide
60	60" wide
66	66" wide
72	72" wide

For Motia (MT), Nevi Link (NL), Nevi (NT), Renew Link (RL), or Renew (RT) with left hand return (L), right hand return (R), or right and left return screen, U screen (U) with privacy (42" high) (A) or privacy (46" high) (C)

48	48" wide
54	54" wide
60	60" wide
66	66" wide
72	72" wide

For Motia (MT), Nevi Link (NL), Nevi (NT), Renew Link (RL), or Renew (RT) with left hand return (L), right hand return (R), or right and left return screen, U screen (U) with privacy (53" high) (E)

48	48" wide
54	54" wide
60	60" wide
66	66" wide
72	72" wide

Step 7. Table Depth

For left hand return (L), right hand return (R), or right and left return screen, U screen (U)

24	24" deep
30	30" deep

Ambit™ Height Adjustable Table Screen, Thin Profile Fabric *continued*

For back screen only (S)

00 no depth selection needed

Step 8. Surface Material

R tackable fabric, horizontal

Prices for Steps 1-8.

	SA3600R	SA4200R	SA4800R	SA4824R	SA4830R	SA5400R
Y1150. MT L	—	—	—	\$773	785	—
R	—	—	—	\$773	773	—
S	—	—	\$546	—	—	580
U	—	—	—	\$1034	1034	—
NT L	—	—	—	\$773	773	—
R	—	—	—	\$773	773	—
S	—	—	\$546	—	—	580
U	—	—	—	\$1034	1034	—
RT L	—	—	—	\$773	773	—
R	—	—	—	\$773	773	—
S	\$474	510	546	—	—	580
U	—	—	—	\$1034	1034	—

	SA5424R	SA5430R	SA6000R	SA6024R	SA6030R	SA6600R
Y1150. MT L	\$831	851	—	867	900	—
R	\$831	851	—	867	900	—
S	—	—	\$630	—	—	660
U	\$1112	1140	—	1158	1201	—
NT L	\$831	851	—	867	900	—
R	\$831	851	—	867	900	—
S	—	—	\$630	—	—	660
U	\$1112	1140	—	1158	1201	—
RT L	\$831	851	—	867	900	—
R	\$831	851	—	867	900	—
S	—	—	\$630	—	—	660
U	\$1112	1140	—	1158	1201	—

	SA6624R	SA6630R	SA7200R	SA7224R	SA7230R	SB3600R
Y1150. MT L	\$897	941	—	936	992	—
R	\$897	941	—	936	992	—
S	—	—	\$702	—	—	—
U	\$1199	1258	—	1252	1328	—
NT L	\$897	941	—	936	992	—
R	\$897	941	—	936	992	—
S	—	—	\$702	—	—	—
U	\$1199	1258	—	1252	1328	—

RT L	\$897	941	—	936	992	—
R	\$897	941	—	936	992	—
S	—	—	\$702	—	—	529
U	\$1199	1258	—	1252	1328	—

	SB4200R	SB4800R	SB4824R	SB4830R	SB5400R	SB5424R
Y1150. MT L	—	—	\$797	834	—	855
R	—	—	\$797	797	—	855
S	—	\$596	—	—	628	—
U	—	—	\$1066	1066	—	1144
NT L	—	—	\$797	797	—	855
R	—	—	\$797	797	—	855
S	—	\$596	—	—	628	—
U	—	—	\$1066	1066	—	1144
RT L	—	—	\$797	797	—	855
R	—	—	\$797	797	—	855
S	\$566	596	—	—	628	—
U	—	—	\$1066	1066	—	1144

	SB5430R	SB6000R	SB6024R	SB6030R	SB6600R	SB6624R
Y1150. MT L	\$876	—	890	923	—	921
R	\$876	—	890	923	—	921
S	—	\$649	—	—	708	—
U	\$1172	—	1190	1233	—	1231
NT L	\$876	—	890	923	—	921
R	\$876	—	890	923	—	921
S	—	\$649	—	—	708	—
U	\$1172	—	1190	1233	—	1231
RT L	\$876	—	890	923	—	921
R	\$876	—	890	923	—	921
S	—	\$649	—	—	708	—
U	\$1172	—	1190	1233	—	1231

	SB6630R	SB7200R	SB7224R	SB7230R	SC3600R	SC4200R
Y1150. MT L	\$965	—	960	1017	—	—
R	\$965	—	960	1017	—	—
S	—	\$762	—	—	—	—
U	\$1289	—	1283	1360	—	—
NT L	\$965	—	960	1017	—	—
R	\$965	—	960	1017	—	—
S	—	\$762	—	—	—	—
U	\$1289	—	1283	1360	—	—
RT L	\$965	—	960	1017	—	—
R	\$965	—	960	1017	—	—
S	—	\$762	—	—	544	599
U	\$1289	—	1283	1360	—	—

Thrive™ Screens

Ambit™ Height Adjustable Table Screen, Thin Profile Fabric *continued*

Thrive™ Screens

		SC4800R	SC4824R	SC4830R	SC5400R	SC5424R	SC5430R
Y1150. MT	L	—	\$889	889	—	948	969
	R	—	\$889	889	—	948	969
	S	\$672	—	—	707	—	—
	U	—	\$1190	1190	—	1267	1295
NT	L	—	\$889	889	—	948	969
	R	—	\$889	889	—	948	969
	S	\$672	—	—	707	—	—
	U	—	\$1190	1190	—	1267	1295
RT	L	—	\$889	889	—	948	969
	R	—	\$889	889	—	948	969
	S	\$672	—	—	707	—	—
	U	—	\$1190	1190	—	1267	1295

		SC6000R	SC6024R	SC6030R	SC6600R	SC6624R	SC6630R
Y1150. MT	L	—	\$983	1016	—	1013	1057
	R	—	\$983	1016	—	1013	1057
	S	\$791	—	—	832	—	—
	U	—	\$1314	1357	—	1355	1414
NT	L	—	\$983	1016	—	1013	1057
	R	—	\$983	1016	—	1013	1057
	S	\$791	—	—	832	—	—
	U	—	\$1314	1357	—	1355	1414
RT	L	—	\$983	1016	—	1013	1057
	R	—	\$983	1016	—	1013	1057
	S	\$791	—	—	832	—	—
	U	—	\$1314	1357	—	1355	1414

		SC7200R	SC7224R	SC7230R	SD3600R	SD4200R	SD4800R
Y1150. MT	L	—	\$1052	1110	—	—	—
	R	—	\$1052	1110	—	—	—
	S	\$891	—	—	—	—	764
	U	—	\$1407	1484	—	—	—
	NT	L	—	\$1052	1110	—	—
RT	L	—	\$1052	1110	—	—	—
	R	—	\$1052	1110	—	—	—
	S	\$891	—	—	—	—	764
	U	—	\$1407	1484	—	—	—
	NT	L	—	\$1052	1110	—	—
Y1150. MT	L	—	\$1052	1110	—	—	—
	R	—	\$1052	1110	—	—	—
	S	\$891	—	—	—	—	764
	U	—	\$1407	1484	—	—	—
	NT	L	—	\$1052	1110	—	—
RT	L	—	\$1052	1110	—	—	—
	R	—	\$1052	1110	—	—	—
	S	\$891	—	—	718	734	764
	U	—	\$1407	1484	—	—	—
	NT	L	—	\$1052	1110	—	—

		SD4824R	SD4830R	SD5400R	SD5424R	SD5430R	SD6000R
Y1150. MT	L	\$904	904	—	963	983	—
	R	\$904	904	—	963	983	—
	S	—	—	\$785	—	—	870
	U	\$1211	1211	—	1288	1316	—

NT	L	\$904	904	—	963	983	—
	R	\$904	904	—	963	983	—
	S	—	—	\$785	—	—	870
	U	\$1211	1211	—	1288	1316	—
RT	L	\$904	904	—	963	983	—
	R	\$904	904	—	963	983	—
	S	—	—	\$785	—	—	870
	U	\$1211	1211	—	1288	1316	—

		SD6024R	SD6030R	SD6600R	SD6624R	SD6630R	SD7200R
Y1150. MT	L	\$998	1030	—	1028	1072	—
	R	\$998	1030	—	1028	1072	—
	S	—	—	\$941	—	—	980
	U	\$1334	1378	—	1376	1434	—
NT	L	\$998	1030	—	1028	1072	—
	R	\$998	1030	—	1028	1072	—
	S	—	—	\$941	—	—	980
	U	\$1334	1378	—	1376	1434	—
RT	L	\$998	1030	—	1028	1072	—
	R	\$998	1030	—	1028	1072	—
	S	—	—	\$941	—	—	980
	U	\$1334	1378	—	1376	1434	—

		SD7224R	SD7230R	SE3600R	SE4200R	SE4800R	SE4824R
Y1150. MT	L	\$1067	1124	—	—	—	966
	R	\$1067	1124	—	—	—	966
	S	—	—	—	—	\$793	—
	U	\$1428	1504	—	—	—	1293
	NT	L	—	\$1067	1124	—	—
RT	L	—	\$1067	1124	—	—	—
	R	—	\$1067	1124	—	—	—
	S	—	—	—	—	\$793	—
	U	\$1428	1504	—	—	—	1293
	NT	L	—	\$1067	1124	—	—
Y1150. MT	L	—	\$1067	1124	—	—	—
	R	—	\$1067	1124	—	—	—
	S	—	—	—	—	\$793	—
	U	\$1428	1504	—	—	—	1293
	NT	L	—	\$1067	1124	—	—
RT	L	—	\$1067	1124	—	—	—
	R	—	\$1067	1124	—	—	—
	S	—	—	\$652	766	793	—
	U	\$1428	1504	—	—	—	1293
	NT	L	—	\$1067	1124	—	—

		SE4830R	SE5400R	SE5424R	SE5430R	SE6000R	SE6024R
Y1150. MT	L	\$966	—	1024	1045	—	1059
	R	\$966	—	1024	1045	—	1059
	S	—	\$813	—	—	849	—
	U	\$1293	—	1370	1398	—	1417
	NT	L	—	\$966	—	1024	1045
RT	L	—	\$966	—	1024	1045	—
	R	—	\$966	—	1024	1045	—
	S	—	\$813	—	—	849	—
	U	\$1293	—	1370	1398	—	1417
	NT	L	—	\$966	—	1024	1045

Ambit™ Height Adjustable Table Screen, Thin Profile Fabric *continued*

RT L	\$966	—	1024	1045	—	1059
R	\$966	—	1024	1045	—	1059
S	—	\$813	—	—	849	—
U	\$1293	—	1370	1398	—	1417
	SE6030R	SE6600R	SE6624R	SE6630R	SE7200R	SE7224R
Y1150. MT L	\$1092	—	1090	1133	—	1129
R	\$1092	—	1090	1133	—	1129
S	—	\$926	—	—	986	—
U	\$1461	—	1458	1517	—	1510
NT L	\$1092	—	1090	1133	—	1129
R	\$1092	—	1090	1133	—	1129
S	—	\$926	—	—	986	—
U	\$1461	—	1458	1517	—	1510
RT L	\$1092	—	1090	1133	—	1129
R	\$1092	—	1090	1133	—	1129
S	—	\$926	—	—	986	—
U	\$1461	—	1458	1517	—	1510
	SE7230R	SF3600R	SF4200R	SF4800R	SF4824R	SF4830R
Y1150. MT L	\$1186	—	—	—	1044	1044
R	\$1186	—	—	—	1044	1044
S	—	—	—	\$804	—	—
U	\$1587	—	—	—	1396	1396
NT L	\$1186	—	—	—	1044	1044
R	\$1186	—	—	—	1044	1044
S	—	—	—	\$804	—	—
U	\$1587	—	—	—	1396	1396
RT L	\$1186	—	—	—	1044	1044
R	\$1186	—	—	—	1044	1044
S	—	\$780	785	804	—	—
U	\$1587	—	—	—	1396	1396
	SF5400R	SF5424R	SF5430R	SF6000R	SF6024R	SF6030R
Y1150. MT L	—	\$1103	1123	—	1138	1171
R	—	\$1103	1123	—	1138	1171
S	\$814	—	—	901	—	—
U	—	\$1474	1502	—	1520	1564
NT L	—	\$1103	1123	—	1138	1171
R	—	\$1103	1123	—	1138	1171
S	\$814	—	—	901	—	—
U	—	\$1474	1502	—	1520	1564
RT L	—	\$1103	1123	—	1138	1171
R	—	\$1103	1123	—	1138	1171
S	\$814	—	—	901	—	—
U	—	\$1474	1502	—	1520	1564

	SF6600R	SF6624R	SF6630R	SF7200R	SF7224R	SF7230R
Y1150. MT L	—	\$1167	1212	—	1207	1264
R	—	\$1167	1212	—	1207	1264
S	\$947	—	—	1144	—	—
U	—	\$1562	1620	—	1613	1691
NT L	—	\$1167	1212	—	1207	1264
R	—	\$1167	1212	—	1207	1264
S	\$947	—	—	1144	—	—
U	—	\$1562	1620	—	1613	1691
RT L	—	\$1167	1212	—	1207	1264
R	—	\$1167	1212	—	1207	1264
S	\$947	—	—	1144	—	—
U	—	\$1562	1620	—	1613	1691
	TA4824R	TA4830R	TA5424R	TA5430R	TA6024R	TA6030R
Y1150. MT L	\$773	773	831	851	867	900
R	\$773	773	831	851	867	900
U	\$1034	1034	1112	1140	1158	1201
NL L	\$773	773	831	851	867	900
R	\$773	773	831	851	867	900
U	\$1034	1034	1112	1140	1158	1201
NT L	\$773	773	831	851	867	900
R	\$773	773	831	851	867	900
U	\$1034	1034	1112	1140	1158	1201
RL L	\$773	773	831	851	867	900
R	\$773	773	831	851	867	900
U	\$1034	1034	1112	1140	1158	1201
RT L	\$773	773	831	851	867	900
R	\$773	773	831	851	867	900
U	\$1034	1034	1112	1140	1158	1201
	TA6624R	TA6630R	TA7224R	TA7230R	TC4824R	TC4830R
Y1150. MT L	\$897	941	936	992	889	889
R	\$897	941	936	992	889	889
U	\$1199	1258	1252	1328	1190	1190
NL L	\$897	941	936	992	889	889
R	\$897	941	936	992	889	889
U	\$1199	1258	1252	1328	1190	1190
NT L	\$897	941	936	992	889	889
R	\$897	941	936	992	889	889
U	\$1199	1258	1252	1328	1190	1190
RL L	\$897	941	936	992	889	889
R	\$897	941	936	992	889	889
U	\$1199	1258	1252	1328	1190	1190
RT L	\$897	941	936	992	889	889
R	\$897	941	936	992	889	889
U	\$1199	1258	1252	1328	1190	1190

Thrive™ Screens

Ambit™ Height Adjustable Table Screen, Thin Profile Fabric *continued*

Thrive™ Screens

		TC5424R	TC5430R	TC6024R	TC6030R	TC6624R	TC6630R
Y1150. MT	L	\$948	969	983	1016	1013	1057
	R	\$948	969	983	1016	1013	1057
	U	\$1267	1295	1314	1357	1355	1414
	NL	\$948	969	983	1016	1013	1057
	R	\$948	969	983	1016	1013	1057
	U	\$1267	1295	1314	1357	1355	1414
	NT	\$948	969	983	1016	1013	1057
	R	\$948	969	983	1016	1013	1057
	U	\$1267	1295	1314	1357	1355	1414
	RL	\$948	969	983	1016	1013	1057
	R	\$948	969	983	1016	1013	1057
	U	\$1267	1295	1314	1357	1355	1414
RT	L	\$948	969	983	1016	1013	1057
	R	\$948	969	983	1016	1013	1057
	U	\$1267	1295	1314	1357	1355	1414

		TC7224R	TC7230R	TE4824R	TE4830R	TE5424R	TE5430R
Y1150. MT	L	\$1052	1110	966	966	1024	1045
	R	\$1052	1110	966	966	1024	1045
	U	\$1407	1484	1293	1293	1370	1398
	NL	\$1052	1110	966	966	1024	1045
	R	\$1052	1110	966	966	1024	1045
	U	\$1407	1484	1293	1293	1370	1398
	NT	\$1052	1110	966	966	1024	1045
	R	\$1052	1110	966	966	1024	1045
	U	\$1407	1484	1293	1293	1370	1398
	RL	\$1052	1110	966	966	1024	1045
	R	\$1052	1110	966	966	1024	1045
	U	\$1407	1484	1293	1293	1370	1398
RT	L	\$1052	1110	966	966	1024	1045
	R	\$1052	1110	966	966	1024	1045
	U	\$1407	1484	1293	1293	1370	1398

		TE6024R	TE6030R	TE6624R	TE6630R	TE7224R	TE7230R
Y1150. MT	L	\$1059	1092	1090	1133	1129	1186
	R	\$1059	1092	1090	1133	1129	1186
	U	\$1417	1461	1458	1517	1510	1587
	NL	\$1059	1092	1090	1133	1129	1186
	R	\$1059	1092	1090	1133	1129	1186
	U	\$1417	1461	1458	1517	1510	1587
	NT	\$1059	1092	1090	1133	1129	1186
	R	\$1059	1092	1090	1133	1129	1186
	U	\$1417	1461	1458	1517	1510	1587
	RL	\$1059	1092	1090	1133	1129	1186
	R	\$1059	1092	1090	1133	1129	1186
	U	\$1417	1461	1458	1517	1510	1587

RT	L	\$1059	1092	1090	1133	1129	1186
	R	\$1059	1092	1090	1133	1129	1186
	U	\$1417	1461	1458	1517	1510	1587

Step 9. Fabric

Price Category 1	+\$0
Price Category 2	+\$31
Price Category 3	+\$71
Price Category 4	+\$134
Price Category 5	+\$220
Price Category B	+\$120
Price Category C	+\$160
Price Category E	+\$220

Step 10. Corner Cover Options

For mounted on top of work surface (for benching applications) (T)

8Q	folkstone grey	+\$0
91	white	+\$0
98	studio white	+\$0
BK	black	+\$0
CL	cool grey neutral	+\$0
DB3	glacier	+\$10
DN2	nightfall	+\$10
DR1	canyon	+\$10
G1	graphite	+\$0
OLF	olive	+\$10
WN	warm grey	+\$0

Step 11. Bracket Color Options

For mounted on top of work surface (for benching applications) (T)

MS	metallic silver	+\$0
8Q	folkstone grey	+\$0
91	white	+\$0
98	studio white	+\$0
BK	black	+\$0
G1	graphite	+\$0
WL	sandstone	+\$0
WN	warm grey neutral	+\$0
CN	metallic champagne	+\$10
DB3	glacier	+\$10
DN2	nightfall	+\$10
DR1	canyon	+\$10
OLF	olive	+\$10
SNA	satin aluminum	+\$10
SNB	satin bronze	+\$10
SNC	satin carbon	+\$10

Ambit™ Height Adjustable Table

Screen, Thin Profile Fabric *continued*

Step 12. Screen Accessories

NN	none	+\$0
NH	name tag holder (YT410)	+\$43
MB	24" painted metal markerboard (Y1124.DP)	+\$170
ML	30" painted metal markerboard (Y1124.DP)	+\$182
DM	24" writeable markerboard (Y1124.DM)	+\$238
DL	30" writeable markerboard (Y1124.DM)	+\$265

Step 13. Screen Accessory Finish

For name tag holder (YT410) (NH)

MS	metallic silver	+\$0
-----------	-----------------	------

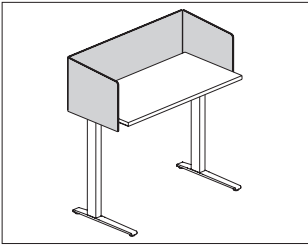
For 24" painted metal markerboard (Y1124.DP) (MB), 30" painted metal markerboard (Y1124.DP) (ML), 24" writeable markerboard (Y1124.DM) (DM), or 30" writeable markerboard (Y1124.DM) (DL)

CN	metallic champagne	+\$0
MS	metallic silver	+\$0
SNA	satın aluminum	+\$10
SNB	satın bronze	+\$10
SNC	satın carbon	+\$10

For 24" painted metal markerboard (Y1124.DP) (MB), 30" painted metal markerboard (Y1124.DP) (ML), 24" writeable markerboard (Y1124.DM) (DM), or 30" writeable markerboard (Y1124.DM) (DL)

8Q	folkstone grey	+\$0
91	white	+\$0
98	studio white	+\$0
BK	black	+\$0
G1	graphite	+\$0
WL	sandstone	+\$0
WN	warm grey neutral	+\$0

Ambit™ Height Adjustable Table Y1155.
Screen, PET

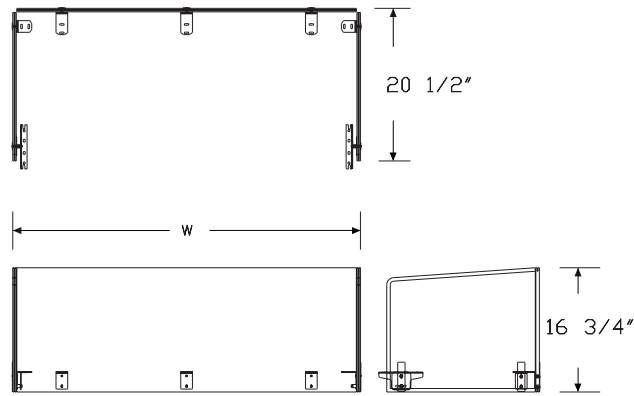


Product Information

Description

This surface-attached tackable screen attaches to an individual table, desk, or work surface. It has a frameless PET design with a flat edge and comes in privacy and modesty sizes. Attachment hardware included.

Dimensions



Specification Information

Step 1.

Y1155.

Step 2. Table Type

- MT Motia
- NL Nevi Link
- NT Nevi
- RL Renew Link
- RT Renew

Step 3. Application

For Motia (MT), Nevi (NT), or Renew (RT)

- L left hand return
- R right hand return
- U right and left return screen, U screen

For Nevi Link (NL) or Renew Link (RL)

- L left hand return
- R right hand return
- U right and left return screen, U screen

Step 4. Attachment Method

For Motia (MT), Nevi (NT), or Renew (RT) with left hand return (L), right hand return (R), or right and left return screen, U screen (U)

- S attached on outside of work surface (for use with freestanding table)
- T mounted on top of work surface (for benching applications)

For Nevi Link (NL) or Renew Link (RL) with left hand return (L), right hand return (R), or right and left return screen, U screen (U)

- T mounted on top of work surface (for benching applications)

Step 5. Height

For attached on outside of work surface (for use with freestanding table) (S)

- A privacy (42" high)
- B privacy & modesty (42" high/10" below surface)
- C privacy (46" high)
- D privacy & modesty (46" high/10" below surface)

For mounted on top of work surface (for benching applications) (T)

- A privacy (42" high)
- C privacy (46" high)

Ambit™ Height Adjustable Table

Screen, PET *continued*

Step 6. Width	
48	48" wide
54	54" wide
60	60" wide
66	66" wide
72	72" wide

Step 7. Table Depth	
24	24" deep
30	30" deep

Prices for Steps 1-7.

	SA4824	SA4830	SA5424	SA5430	SA6024	SA6030
Y1155. MT L	\$876	876	897	897	927	927
R	\$876	876	897	897	927	927
U	\$979	979	1051	1051	1082	1082
NT L	\$876	876	897	897	927	927
R	\$876	876	897	897	927	927
U	\$979	979	1051	1051	1082	1082
RT L	\$876	876	897	897	927	927
R	\$876	876	897	897	927	927
U	\$979	979	1051	1051	1082	1082

	SA6624	SA6630	SA7224	SA7230	SB4824	SB4830
Y1155. MT L	\$948	948	969	969	907	907
R	\$948	948	969	969	907	907
U	\$1185	1185	1494	1494	1185	1185
NT L	\$948	948	969	969	907	907
R	\$948	948	969	969	907	907
U	\$1185	1185	1494	1494	1185	1185
RT L	\$948	948	969	969	907	907
R	\$948	948	969	969	907	907
U	\$1185	1185	1494	1494	1185	1185

	SB5424	SB5430	SB6024	SB6030	SB6624	SB6630
Y1155. MT L	\$938	938	958	958	989	989
R	\$938	938	958	958	989	989
U	\$1236	1236	1288	1288	1494	1494
NT L	\$938	938	958	958	989	989
R	\$938	938	958	958	989	989
U	\$1236	1236	1288	1288	1494	1494
RT L	\$938	938	958	958	989	989
R	\$938	938	958	958	989	989
U	\$1236	1236	1288	1288	1494	1494

	SB7224	SB7230	SC4824	SC4830	SC5424	SC5430
Y1155. MT L	\$1010	1010	927	927	948	948
R	\$1010	1010	927	927	948	948
U	\$1568	1568	1236	1236	1288	1288
NT L	\$1010	1010	927	927	948	948
R	\$1010	1010	927	927	948	948
U	\$1568	1568	1236	1236	1288	1288
RT L	\$1010	1010	927	927	948	948
R	\$1010	1010	927	927	948	948
U	\$1568	1568	1236	1236	1288	1288

	SC6024	SC6030	SC6624	SC6630	SC7224	SC7230
Y1155. MT L	\$969	969	989	989	1010	1010
R	\$969	969	989	989	1010	1010
U	\$1339	1339	1442	1442	1545	1545
NT L	\$969	969	989	989	1010	1010
R	\$969	969	989	989	1010	1010
U	\$1339	1339	1442	1442	1545	1545
RT L	\$969	969	969	969	1010	1010
R	\$969	969	969	969	1010	1010
U	\$1339	1339	1442	1442	1545	1545

	SD4824	SD4830	SD5424	SD5430	SD6024	SD6030
Y1155. MT L	\$1334	1334	1345	1345	1391	1391
R	\$1334	1334	1345	1345	1391	1391
U	\$1442	1442	1545	1545	1648	1648
NT L	\$1334	1334	1345	1345	1391	1391
R	\$1334	1334	1345	1345	1391	1391
U	\$1442	1442	1545	1545	1648	1648
RT L	\$1334	1334	1345	1345	1391	1391
R	\$1334	1334	1345	1345	1391	1391
U	\$1442	1442	1545	1545	1648	1648

	SD6624	SD6630	SD7224	SD7230	TA4824	TA4830
Y1155. MT L	\$1448	1448	1551	1551	785	786
R	\$1448	1448	1551	1551	785	786
U	\$1854	1854	2060	2060	832	833
NL L	—	—	—	—	\$785	786
R	—	—	—	—	\$785	786
U	—	—	—	—	\$832	833
NT L	\$1447	1448	1551	1551	785	786
R	\$1448	1448	1551	1551	785	786
U	\$1854	1854	2060	2060	832	833
RL L	—	—	—	—	\$785	786
R	—	—	—	—	\$785	786
U	—	—	—	—	\$832	833

Thrive™ Screens

Ambit™ Height Adjustable Table

Screen, PET *continued*

Thrive™ Screens

RT	L	\$1448	1448	1551	1551	785	786
	R	\$1448	1448	1551	1551	785	786
	U	\$1854	1854	2060	2060	832	833

		TA5424	TA5430	TA6024	TA6030	TA6624	TA6630
Y1155. MT	L	\$793	793	824	824	861	861
	R	\$793	793	824	824	861	861
	U	\$835	835	934	935	937	937
NL	L	\$793	793	824	824	861	861
	R	\$793	793	824	824	861	861
	U	\$835	835	934	935	937	937
NT	L	\$793	793	824	824	861	861
	R	\$793	793	824	824	861	861
	U	\$835	835	934	935	937	937
RL	L	\$793	793	824	824	861	861
	R	\$793	793	824	824	861	861
	U	\$835	835	934	935	937	937
RT	L	\$793	793	824	824	861	861
	R	\$793	793	824	824	861	861
	U	\$835	835	934	935	937	937

		TA7224	TA7230	TC4824	TC4830	TC5424	TC5430
Y1155. MT	L	\$899	900	887	888	907	907
	R	\$899	900	887	888	907	907
	U	\$942	943	934	935	937	937
NL	L	\$899	900	887	888	907	907
	R	\$899	900	887	888	907	907
	U	\$942	943	934	935	937	937
NT	L	\$899	900	887	888	907	907
	R	\$899	900	887	888	907	907
	U	\$942	943	934	935	937	937
RL	L	\$899	900	887	887	907	907
	R	\$899	900	887	887	907	907
	U	\$942	943	934	935	937	937
RT	L	\$899	900	887	888	907	907
	R	\$899	900	887	888	907	907
	U	\$942	943	934	935	937	937

		TC6024	TC6030	TC6624	TC6630	TC7224	TC7230
Y1155. MT	L	\$938	938	979	979	1048	1048
	R	\$938	938	979	979	1048	1048
	U	\$1102	1103	1105	1105	1264	1269
NL	L	\$938	938	979	979	1048	1048
	R	\$938	938	979	979	1048	1048
	U	\$1102	1103	1105	1105	1269	1270

NT	L	\$938	938	979	979	1048	1048
	R	\$938	938	979	979	1048	1048
	U	\$1102	1103	1105	1105	1264	1269
RL	L	\$938	938	979	979	1048	1048
	R	\$938	938	979	979	1048	1048
	U	\$1102	1103	1105	1105	1269	1270
RT	L	\$938	938	979	979	1048	1048
	R	\$938	938	979	979	1048	1048
	U	\$1102	1103	1105	1105	1264	1269

Step 8. Material

PHN	heathered nightfall	+\$0
PHO	heathered olive	+\$0
PLG	cool heathered grey	+\$0

Step 9. Bracket Color Options

For mounted on top of work surface (for benching applications) (T)

98	studio white	+\$0
BK	black	+\$0
CRB	carbon	+\$0
DN2	nightfall	+\$10
OLF	olive	+\$10

Step 10. Screen Accessories

MB	24" painted metal markerboard (Y1124.DP)	+\$170
NN	none	+\$0
NH	name tag holder (YT410)	+\$43
ML	30" painted metal markerboard (Y1124.DP)	+\$182
DM	24" writeable markerboard (Y1124.DM)	+\$238
DL	30" writeable markerboard (Y1124.DM)	+\$265

Step 11. Screen Accessory Finish

For name tag holder (YT410) (NH)

MS	metallic silver	+\$0
-----------	-----------------	------

For 24" painted metal markerboard (Y1124.DP) (MB), 30" painted metal markerboard (Y1124.DP) (ML), 24" writeable markerboard (Y1124.DM) (DM), or 30" writeable markerboard (Y1124.DM) (DL)

CN	metallic champagne	+\$0
MS	metallic silver	+\$0
SNA	satin aluminum	+\$10
SNB	satin bronze	+\$10
SNC	satin carbon	+\$10

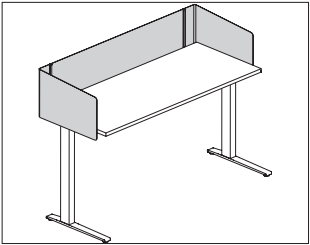
Ambit™ Height Adjustable Table

Screen, PET *continued*

For 24" painted metal markerboard (Y1124.DP) (MB), 30" painted metal markerboard (Y1124.DP) (ML), 24" writeable markerboard (Y1124.DM) (DM), or 30" writeable markerboard (Y1124.DM) (DL)

8Q	folkstone grey	+\$0
91	white	+\$0
98	studio white	+\$0
BK	black	+\$0
G1	graphite	+\$0
WL	sandstone	+\$0
WN	warm grey neutral	+\$0

Ambit™ Height Adjustable Table Y1160.
Screen, Metal



Product Information

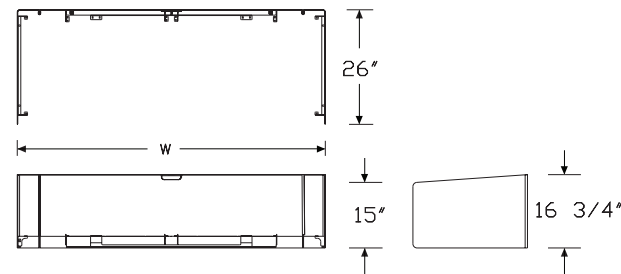
Description

This surface-attached screen attaches to the work surface of a freestanding table. It is painted metal and comes in privacy size. An optional magnetic screen liner is user-adjustable without tools. Screen attachment hardware included.

Notes

Privacy panel actual width is 2" less than specified width.
Privacy screen (A) top edge is 13" above top of work surface.
Privacy screen (A) top edge aligns with the 42"-high Canvas datum line; bottom edge is 4" below work surface.
Screens 54" wide and wider include an additional 1"-wide center mounting bracket.
Attachment bracket finish is painted graphite.

Dimensions



Specification Information

Step 1.

Y1160.

Step 2. Table Type

MT Motia
NT Nevi
RT Renew

Step 3. Application

U right and left return screen, U screen

Step 4. Attachment Method

S attached on outside of work surface (for use with freestanding table)

Step 5. Height

A privacy (42" high)

Step 6. Width

48 48" wide
54 54" wide
60 60" wide
66 66" wide
72 72" wide

Step 7. Table Depth

30 30" deep

Step 8. Screen Liner

M magnetic liner
N none

Prices for Steps 1-8.

	SA4830M	SA4830N	SA5430M	SA5430N	SA6030M	SA6030N
Y1160. MT U	\$1415	800	1431	816	1449	834
NT U	\$1415	800	1431	816	1449	834
RT U	\$1415	800	1431	816	1449	834

	SA6630M	SA6630N	SA7230M	SA7230N
Y1160. MT U	\$1483	868	1624	1009
NT U	\$1483	868	1624	1009
RT U	\$1483	868	1624	1009

Ambit™ Height Adjustable Table

Screen, Metal *continued*

Step 9. Surface Finish

CN	metallic champagne	+\$0
MS	metallic silver	+\$0
SNA	satin aluminum	+\$60
SNB	satin bronze	+\$60
SNC	satin carbon	+\$60
8Q	folkstone grey	+\$0
91	white	+\$0
98	studio white	+\$0
BK	black	+\$0
DB3	glacier	+\$50
DN2	nightfall	+\$50
DR1	canyon	+\$50
G1	graphite	+\$0
OLF	olive	+\$50
WL	sandstone	+\$0
WN	warm grey neutral	+\$0

Step 10. Magnetic Screen Liner Finish

For magnetic liner (M)

Price Category 4	+\$0
------------------	------

Step 11. Screen Accessories

NH	name tag holder (YT410)	+\$39
NN	none	+\$0

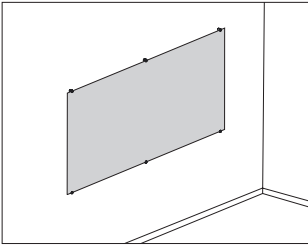
Step 12. Screen Accessory Finish

For name tag holder (YT410) (NH)

MS	metallic silver	+\$0
-----------	-----------------	------

Glass White Board

Y7232.



Product Information

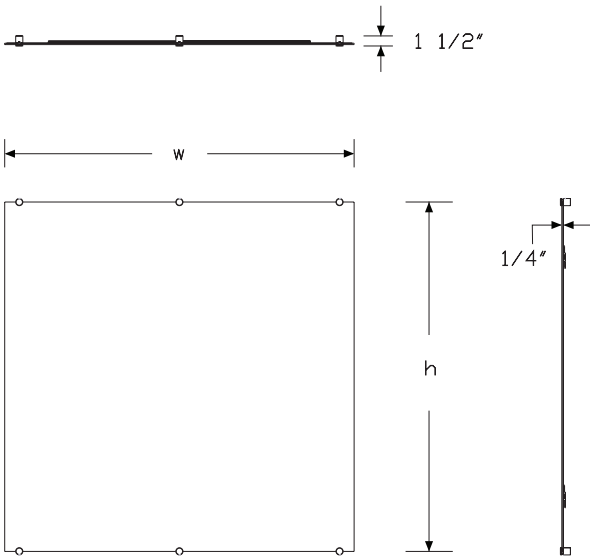
Description

This glass white board is designed to mount to an architectural wall. It provides writable surface that can be magnetic or nonmagnetic.

Notes

Attachment hardware not included. Hardware depends on type of wall intended for attachment.
For optimal magnetic performance, use rare earth magnets with glass markerboard.

Dimensions



Specification Information

Step 1.

Y7232.

Step 2. Corner Profile

S square corner

Step 3. Height

24 24" high
36 36" high
48 48" high

Step 4. Width

For 24" high (24)

36 36" wide

For 36" high (36)

48 48" wide

For 48" high (48)

48 48" wide
60 60" wide
72 72" wide
96 96" wide

Step 5. Type

M magnetic
N non-magnetic

Prices for Steps 1-5.

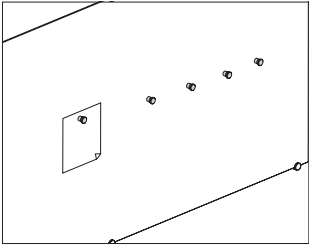
		36M	36N	48M	48N	60M	60N
Y7232. S	24	\$1074	1001	—	—	—	—
	36	—	—	\$2213	2060	—	—
	48	—	—	\$3180	2956	4008	3728
		72M		72N	96M	96N	
Y7232. S	48	\$4838		4499	6425	5978	

Step 6. Attachment Method

1 edge grip clip +\$0
2 rear hanger bracket +\$0

Rare Earth Magnets

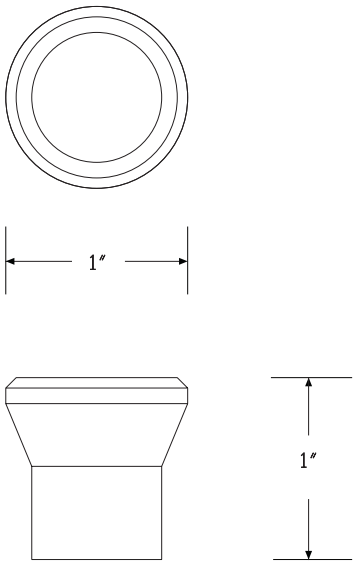
Y7234.



Product Information
Description
These magnets are intended to be used with the glass white board and are available in several colors. Package includes 5 magnets of the specified color.
Notes
Order glass white board (Y7232.) separately.
Dimensions

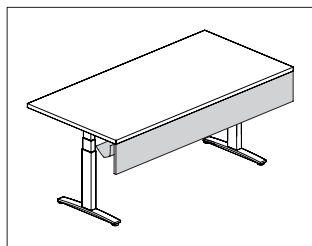
Specification Information
Step 1.
Y7234. A \$191
Step 2. Finish
OH black A +\$0
OJ white A +\$0
OL red A +\$0

Thrive™ Screens



Modesty Panel

Y1113.



Product Information

Description

This modesty panel attaches to a table, desk, peninsula, or work surface. It has a solid MDF core with a laminate or veneer surface, aluminum top rail and attachment brackets. Cable trough is optional. Attachment hardware included.

Notes

Specify modesty panel to be equal to surface width, or 6" less than surface width of a height adjustable table.

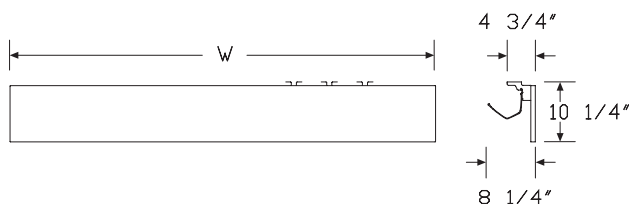
Modesty panel dimension is approximately 10" high with width specified in step 1. Actual width 1/4" less than specified value.

Modesty panel is field installed.

Brackets are located to work with Connect™ 2-circuit power system.

Modesty panel (Y1113.) may impede ideal folding functionality of flip top table (DT5Ax.). For use with flip top table, modesty panel (Y1114.) is recommended. It comes only with a fabric surface.

Dimensions



Specification Information

Step 1.

Y1113.

Step 2. Width

24	24" wide
30	30" wide
36	36" wide
42	42" wide
48	48" wide
54	54" wide
60	60" wide
66	66" wide
72	72" wide

Step 3. Cable Trough

N	without added cable trough
Y	with added cable trough

Step 4. Surface Material

L	thermally-fused laminate top/thermoplastic edge
W	veneer top/veneer edge

Prices for Steps 1-4.

		L	W
Y1113. 24	N	\$267	472
	Y	\$474	699
30	N	\$291	529
	Y	\$537	800
36	N	\$317	587
	Y	\$583	880
42	N	\$343	645
	Y	\$641	972
48	N	\$368	705
	Y	\$700	1068
54	N	\$396	764
	Y	\$761	1160
60	N	\$421	820
	Y	\$820	1252
66	N	\$421	877
	Y	\$879	1345
72	N	\$455	935
	Y	\$936	1437

Step 5. Finish

For thermally-fused laminate top/thermoplastic edge (L)

76	light brown walnut	+\$0
8Q	folkstone grey	+\$0
91	white	+\$0
98	studio white	+\$0
CL	cool grey neutral	+\$0
G1	graphite	+\$0
HM	natural maple	+\$0
HP	light anigre	+\$0
HX	aged cherry	+\$0
LBA	clear on ash	+\$0
LBB	oak on ash	+\$0
LBC	walnut on ash	+\$0
LBF	neutral twill	+\$0
LBJ	graphite twill	+\$0
LBQ	white twill	+\$0
LBR	phantom ecru	+\$0
LBS	phantom cocoa	+\$0
LBU	medium matte walnut	+\$0
LBV	warm grey teak	+\$0
LU	soft white	+\$0
WL	sandstone	+\$0
WN	warm grey neutral	+\$0

For veneer top/veneer edge (W)

2U	light brown walnut	+\$0
40	dark brown walnut	+\$0
UL	natural maple	+\$0

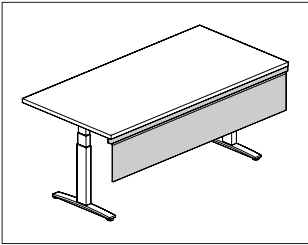
Step 6. Edge Finish

For thermally-fused laminate top/thermoplastic edge (L)

76	light brown walnut	+\$0
8Q	folkstone grey	+\$0
91	white	+\$0
98	studio white	+\$0
BU	black umber	+\$0
CL	cool grey neutral	+\$0
G2	graphite satin	+\$0
HF	inner tone light	+\$0
HM	natural maple	+\$0
HP	light anigre	+\$0
HX	aged cherry	+\$0
LBA	clear on ash	+\$0
LBB	oak on ash	+\$0
LBC	walnut on ash	+\$0
LBF	neutral twill	+\$0
LBJ	graphite twill	+\$0
LBQ	white twill	+\$0
LBR	phantom ecru	+\$0
LBS	phantom cocoa	+\$0
LBU	medium matte walnut	+\$0
LBV	warm grey teak	+\$0
LU	soft white	+\$0
WL	sandstone	+\$0
WN	warm grey neutral	+\$0

Fabric Modesty Panel

Y1114.



Product Information

Description
This modesty panel attaches to a table, desk, peninsula, or work surface. It has a fabric surface with aluminum top rail and attachment brackets. Attachment hardware included.

Notes
Specify modesty panel to be equal to surface width, or 6" less than surface width of a height adjustable table.
For use with flip top table (DT5Ax.), modesty panel (Y1114.) is recommended to enable optimal folding functionality of the table.

Dimensions



Specification Information

Step 1.

Y1114. A

Step 2. Width

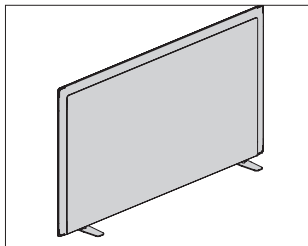
- 24 24" wide A
- 30 30" wide A
- 36 36" wide A
- 42 42" wide A
- 48 48" wide A
- 54 54" wide A
- 60 60" wide A
- 66 66" wide A
- 72 72" wide A

Prices for Steps 1-2.

Y1114. 24	\$243
30	\$266
36	\$288
42	\$304
48	\$324
54	\$364
60	\$383
66	\$404
72	\$420

Step 3. Fabric

Price Category 4 +\$28



Product Information

Description

This movable, tackable screen sits on top of work surfaces to extend the overall height and provide boundary and privacy on tables, benches and systems products. It has a frameless all-fabric design and is freestanding. Base finish available in folkstone grey or black.

Notes

Datum heights reflect placement on 29"-high fixed-height work surface and align with Canvas datum lines. Screen can be used on fixed, level work surface.

Specify width of screen to match width of work surface.

Screen heights are nominal. Actual screen heights are: 12¹/₂" (14), 16¹/₂" (18), and 23¹/₂" (25).

Screen accepts Customer's Own Material (COM). Yardage is estimated for directional, 54" wide fabrics.

For vertical fabric direction (T, E):

Height—Yardage

14—1.17

18—1.42

25—1.83

For horizontal fabric direction (R, D):

Width—Yardage

42—1.51

48—1.70

54—1.89

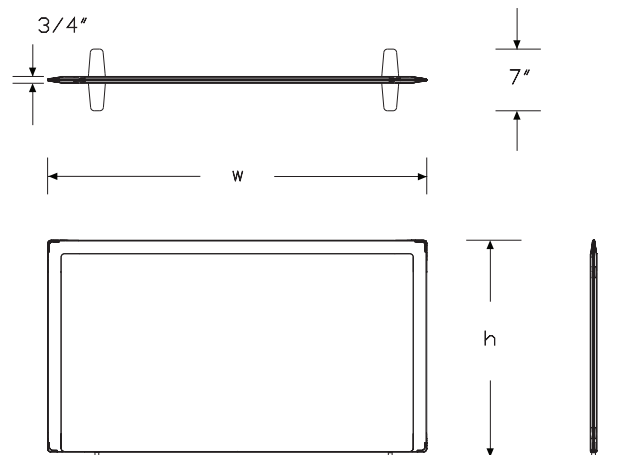
60—2.08

66—2.27

72—2.46

For information on multiple quantities or directional fabrics, contact COM Department. See Order Information in appendices.

Dimensions



Thrive™ Screens

Specification Information

Step 1.

Y1141.

Step 2. Height

14	14" high (to reach 42" datum)
18	18" high (to reach 46" datum)
25	25" high (to reach 53" datum)

Step 3. Width

42	42" wide
48	48" wide
54	54" wide
60	60" wide
66	66" wide
72	72" wide

Step 4. Surface Material

For 42" wide (42) or 48" wide (48)

D	tackable fabric, horizontal with MicrobeCare™
E	tackable fabric with MicrobeCare™
R	tackable fabric, horizontal
T	tackable fabric

For 54" wide (54), 60" wide (60), 66" wide (66), or 72" wide (72)

D	tackable fabric, horizontal with MicrobeCare™
R	tackable fabric, horizontal

Prices for Steps 1-4.

	D	E	R	T
Y1141. 14 42	\$775	775	710	710
48	\$800	800	734	734
54	\$823	—	759	—
60	\$848	—	784	—
66	\$887	—	821	—
72	\$936	—	871	—
18 42	\$936	936	871	871
48	\$960	960	896	896
54	\$985	—	921	—
60	\$1011	—	946	—
66	\$1047	—	982	—
72	\$1096	—	1030	—

25 42	\$1064	1064	1000	1000
48	\$1088	1088	1024	1024
54	\$1114	—	1049	—
60	\$1139	—	1074	—
66	\$1175	—	1110	—
72	\$1224	—	1160	—

Step 5. Base Finish

8Q	folkstone grey			+\$0
BK	black			+\$0

Step 6. Fabric

For 14" high (to reach 42" datum) (14) with 42" wide (42)

Price Category B	+\$149
Price Category 1	+\$0
Price Category 2	+\$36
Price Category 3	+\$86
Price Category 4	+\$155
Price Category 5	+\$263
Price Category C	+\$203
Price Category E	+\$305

For 14" high (to reach 42" datum) (14) with 48" wide (48)

Price Category B	+\$169
Price Category 1	+\$0
Price Category 2	+\$41
Price Category 3	+\$98
Price Category 4	+\$174
Price Category 5	+\$296
Price Category C	+\$228
Price Category E	+\$344

For 18" high (to reach 46" datum) (18) or 25" high (to reach 53" datum) (25) with 42" wide (42)

Price Category B	+\$149
Price Category 1	+\$0
Price Category 2	+\$36
Price Category 3	+\$86
Price Category 4	+\$155
Price Category 5	+\$263
Price Category C	+\$203
Price Category E	+\$305

For 18" high (to reach 46" datum) (18) or 25" high (to reach 53" datum) (25) with 48" wide (48)

Price Category B	+\$169
Price Category 1	+\$0
Price Category 2	+\$41
Price Category 3	+\$98
Price Category 4	+\$174
Price Category 5	+\$296
Price Category C	+\$228
Price Category E	+\$344

For 14" high (to reach 42" datum) (14) with 54" wide (54)

Price Category B	+\$197
Price Category 1	+\$0
Price Category 2	+\$48
Price Category 3	+\$115
Price Category 4	+\$204
Price Category 5	+\$347
Price Category C	+\$266
Price Category E	+\$403

For 14" high (to reach 42" datum) (14) with 60" wide (60)

Price Category B	+\$217
Price Category 1	+\$0
Price Category 2	+\$52
Price Category 3	+\$126
Price Category 4	+\$224
Price Category 5	+\$382
Price Category C	+\$294
Price Category E	+\$444

For 14" high (to reach 42" datum) (14) with 66" wide (66)

Price Category B	+\$236
Price Category 1	+\$0
Price Category 2	+\$56
Price Category 3	+\$138
Price Category 4	+\$245
Price Category 5	+\$418
Price Category C	+\$320
Price Category E	+\$484

For 14" high (to reach 42" datum) (14) with 72" wide (72)

Price Category B	+\$256
Price Category 1	+\$0
Price Category 2	+\$61
Price Category 3	+\$149
Price Category 4	+\$265
Price Category 5	+\$451
Price Category C	+\$347
Price Category E	+\$523

For 18" high (to reach 46" datum) (18) or 25" high (to reach 53" datum) (25) with 54" wide (54)

Price Category B	+\$197
Price Category 1	+\$0
Price Category 2	+\$48
Price Category 3	+\$115
Price Category 4	+\$204
Price Category 5	+\$347
Price Category C	+\$266
Price Category E	+\$403

For 18" high (to reach 46" datum) (18) or 25" high (to reach 53" datum) (25) with 60" wide (60)

Price Category B	+\$217
Price Category 1	+\$0
Price Category 2	+\$52
Price Category 3	+\$126
Price Category 4	+\$224
Price Category 5	+\$382
Price Category C	+\$294
Price Category E	+\$444

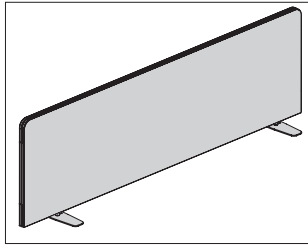
For 18" high (to reach 46" datum) (18) or 25" high (to reach 53" datum) (25) with 66" wide (66)

Price Category B	+\$236
Price Category 1	+\$0
Price Category 2	+\$56
Price Category 3	+\$138
Price Category 4	+\$245
Price Category 5	+\$418
Price Category C	+\$320
Price Category E	+\$484

<i>For 18" high (to reach 46" datum) (18) or 25" high (to reach 53" datum) (25) with 72" wide (72)</i>	
Price Category B	+\$256
Price Category 1	+\$0
Price Category 2	+\$61
Price Category 3	+\$149
Price Category 4	+\$265
Price Category 5	+\$451
Price Category C	+\$347
Price Category E	+\$523

Thrive™ Screens

OE1 Movable Screen, Flat Edge Y1142.



Product Information

Description

This movable, tackable screen sits on top of work surfaces to extend the overall height and provide boundary and privacy on tables, benches and systems products. It has a frameless all-fabric design with a flat edge and is freestanding. Base finish available in folkstone grey or black.

Notes

Datum heights reflect placement on 29"-high fixed-height work surface and align with Canvas datum lines. Screen can be used on fixed, level work surface.

Specify width of screen to match width of work surface.

Screen heights are nominal. Actual screen heights are: 12¹/₂" (14), 16¹/₂" (18), and 23¹/₂" (25).

Screen accepts Customer's Own Material (COM). Yardage is estimated for directional, 54" wide fabrics.

For vertical fabric direction (T, E):

Height—Yardage

14—1.17

18—1.42

25—1.83

For horizontal fabric direction (R, D):

Width—Yardage

42—1.51

48—1.70

54—1.89

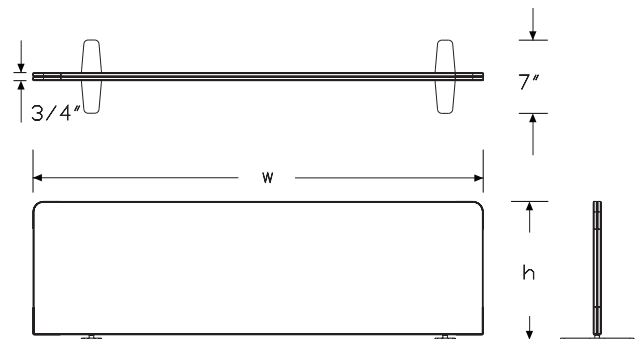
60—2.08

66—2.27

72—2.46

For information on multiple quantities or directional fabrics, contact COM Department. See Order Information in appendices.

Dimensions



Thrive™ Screens

OE1 Movable Screen, Flat Edge

continued

Thrive™ Screens

Specification Information					
Step 1.					
Y1142.					
Step 2. Height					
14	14" high (to reach 42" datum)				
18	18" high (to reach 46" datum)				
25	25" high (to reach 53" datum)				
Step 3. Width					
42	42" wide				
48	48" wide				
54	54" wide				
60	60" wide				
66	66" wide				
72	72" wide				
Step 4. Surface Material					
For 42" wide (42) or 48" wide (48)					
D	tackable fabric, horizontal with MicrobeCare™				
E	tackable fabric with MicrobeCare™				
R	tackable fabric, horizontal				
T	tackable fabric				
For 54" wide (54), 60" wide (60), 66" wide (66), or 72" wide (72)					
D	tackable fabric, horizontal with MicrobeCare™				
R	tackable fabric, horizontal				
Prices for Steps 1-4.					
		D	E	R	T
Y1142. 14	42	\$610	610	546	546
	48	\$635	635	571	571
	54	\$661	—	596	—
	60	\$685	—	620	—
	66	\$723	—	658	—
	72	\$773	—	707	—
18	42	\$734	734	669	669
	48	\$759	759	695	695
	54	\$784	—	719	—
	60	\$809	—	744	—
	66	\$846	—	781	—
	72	\$896	—	832	—

25 42	\$834	834	769	769
48	\$858	858	793	793
54	\$882	—	818	—
60	\$907	—	843	—
66	\$946	—	880	—
72	\$994	—	930	—

Step 5. Base Finish				
8Q	folkstone grey			+\$0
BK	black			+\$0

Step 6. Fabric				
<i>For 14" high (to reach 42" datum) (14) with 42" wide (42)</i>				
Price Category 1				+\$0
Price Category 2				+\$36
Price Category 3				+\$86
Price Category 4				+\$155
Price Category 5				+\$263
Price Category B				+\$149
Price Category C				+\$203
Price Category E				+\$305

<i>For 14" high (to reach 42" datum) (14) with 48" wide (48)</i>				
Price Category 1				+\$0
Price Category 2				+\$41
Price Category 3				+\$98
Price Category 4				+\$174
Price Category 5				+\$296
Price Category B				+\$169
Price Category C				+\$228
Price Category E				+\$344

<i>For 18" high (to reach 46" datum) (18) or 25" high (to reach 53" datum) (25) with 42" wide (42)</i>				
Price Category 1				+\$0
Price Category 2				+\$36
Price Category 3				+\$86
Price Category 4				+\$155
Price Category 5				+\$263
Price Category B				+\$149
Price Category C				+\$203
Price Category E				+\$305

OE1 Movable Screen, Flat Edge

continued

For 18" high (to reach 46" datum) (18) or 25" high (to reach 53" datum) (25) with 48" wide (48)

Price Category 1	+\$0
Price Category 2	+\$41
Price Category 3	+\$98
Price Category 4	+\$174
Price Category 5	+\$296
Price Category B	+\$169
Price Category C	+\$228
Price Category E	+\$344

For 14" high (to reach 42" datum) (14) with 54" wide (54)

Price Category 1	+\$0
Price Category 2	+\$48
Price Category 3	+\$115
Price Category 4	+\$204
Price Category 5	+\$347
Price Category B	+\$197
Price Category C	+\$266
Price Category E	+\$403

For 14" high (to reach 42" datum) (14) with 60" wide (60)

Price Category 1	+\$0
Price Category 2	+\$52
Price Category 3	+\$126
Price Category 4	+\$224
Price Category 5	+\$382
Price Category B	+\$217
Price Category C	+\$294
Price Category E	+\$444

For 14" high (to reach 42" datum) (14) with 66" wide (66)

Price Category 1	+\$0
Price Category 2	+\$56
Price Category 3	+\$138
Price Category 4	+\$245
Price Category 5	+\$418
Price Category B	+\$236
Price Category C	+\$320
Price Category E	+\$484

For 14" high (to reach 42" datum) (14) with 72" wide (72)

Price Category 1	+\$0
Price Category 2	+\$61
Price Category 3	+\$149
Price Category 4	+\$265
Price Category 5	+\$451
Price Category B	+\$256
Price Category C	+\$347
Price Category E	+\$523

For 18" high (to reach 46" datum) (18) or 25" high (to reach 53" datum) (25) with 54" wide (54)

Price Category 1	+\$0
Price Category 2	+\$48
Price Category 3	+\$115
Price Category 4	+\$204
Price Category 5	+\$347
Price Category B	+\$197
Price Category C	+\$266
Price Category E	+\$403

For 18" high (to reach 46" datum) (18) or 25" high (to reach 53" datum) (25) with 60" wide (60)

Price Category 1	+\$0
Price Category 2	+\$52
Price Category 3	+\$126
Price Category 4	+\$224
Price Category 5	+\$382
Price Category B	+\$217
Price Category C	+\$294
Price Category E	+\$444

For 18" high (to reach 46" datum) (18) or 25" high (to reach 53" datum) (25) with 66" wide (66)

Price Category 1	+\$0
Price Category 2	+\$56
Price Category 3	+\$138
Price Category 4	+\$245
Price Category 5	+\$418
Price Category B	+\$236
Price Category C	+\$320
Price Category E	+\$484

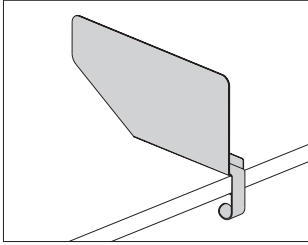
Thrive™ Screens

OE1 Movable Screen, Flat Edge

continued

<i>For 18" high (to reach 46" datum) (18) or 25" high (to reach 53" datum) (25) with 72" wide (72)</i>	
Price Category 1	+\$0
Price Category 2	+\$61
Price Category 3	+\$149
Price Category 4	+\$265
Price Category 5	+\$451
Price Category B	+\$256
Price Category C	+\$347
Price Category E	+\$523

Thrive™ Screens

**Product Information****Description**

This metal screen attaches to the front of a work surface to provide division and boundary between workers. Steel construction allows for attachment of magnets and Ubi name tag. Screen available with liner in choice of colors. Attachment thumb screw included.

Notes

Screen attaches to square edge surfaces with minimum 1" up to 1½" nominal thickness.

Screen height is nominal. Actual screen height is 8.7".

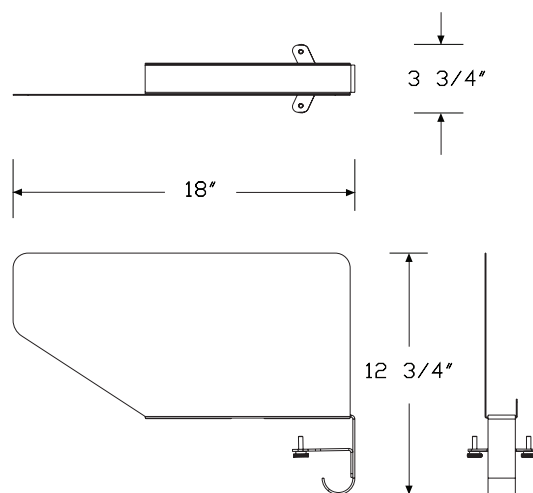
Liner is available on flange side (righthand side when attached to work surface) only.

Screen provides boundary on rectangular surface work tables where the legs are positioned under the worksurface by 3½".

Order the following accessories separately:

- Ubi name tag (YT410.)
- Rare earth magnets (Y7234.)

Screen is recommended for use on the OE1 communal tables (single and double sided), OE1 rectangular tables, Renew™ Link single-sided and back-to-back rectangular height-adjustable benches (DU1A, DU2A), and on any other benching or table surface with appropriate thickness requirement and that use rectangular work surfaces. It is not recommended for use on Renew Link back-to-back trapezoid height-adjustable bench (DU2T).

Dimensions**Specification Information****Step 1.**

Y1143.

Step 2. Height

9 9" high

Step 3. Depth

18 18" deep

Prices for Steps 1-3.

Y1143. 9 **18**
\$199

Step 4. Liner

N no liner +\$0
L liner (flange side only) +\$70

Step 5. Liner Fabric

For liner (flange side only) (L)

Price Category 4 +\$0

Step 6. Finish**Metallic Paint**

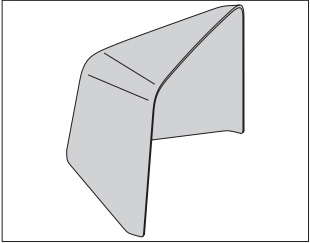
CN metallic champagne +\$0
MS metallic silver +\$0
SNA satin aluminum +\$10
SNB satin bronze +\$10
SNC satin carbon +\$10

Sand Texture Paint

8Q folkstone grey +\$0
91 white +\$0
98 studio white +\$0
BK black +\$0
G1 graphite +\$0
WL sandstone +\$0
DB3 glacier +\$8
DN2 nightfall +\$8
DR1 canyon +\$8
OLF olive +\$8

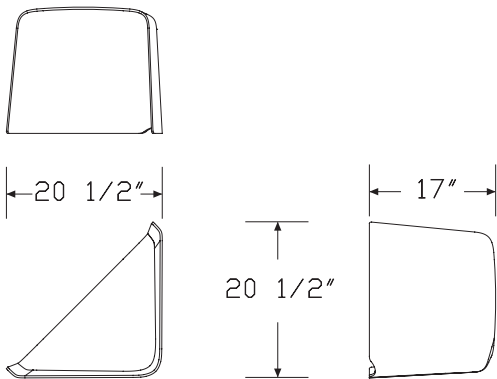
OE1 Personal Hoodie, Single Pack

Y1148.



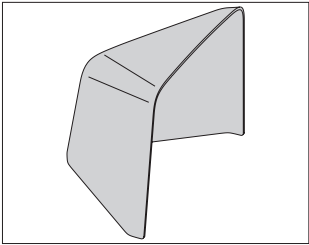
Product Information
Description
This screen is a molded PET personal boundary. Package quantity is 1.
Notes
See planning guide for additional information.
Dimensions

Specification Information
Step 1.
Y1148.1
Step 2. Height
17 17" high
Step 3. Width
27 27" wide
Prices for Steps 1-3.
27
Y1148.1 17
\$454
Step 4. Finish
PHA heathered alpine
PHT heathered twilight
+\$0
+\$0

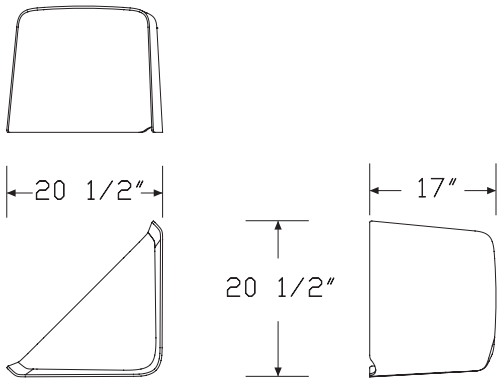


OE1 Personal Hoodie, Six Pack

Y1148.



Product Information
Description
This screen is a molded PET personal boundary. Package quantity is 6.
Notes
See planning guide for additional information.
Dimensions

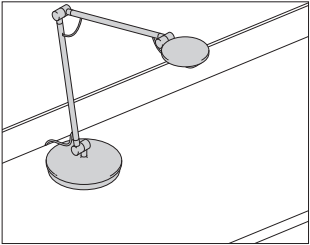


Specification Information
Step 1.
Y1148.6
Step 2. Height
17 17" high
Step 3. Width
27 27" wide
Prices for Steps 1-3.
Y1148.6 17
Step 4. Finish
PHA heathered alpine
PHT heathered twilight

Thrive™ Screens

Tone™ Personal Light

Y6480.



Product Information

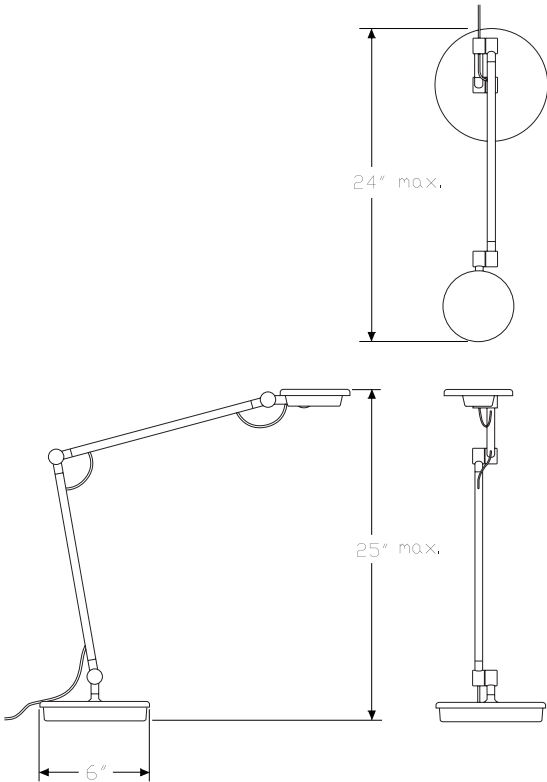
Description

This articulating LED task light sits freestanding, clamps to a surface, mounts on a Layout Studio® performance rail, or mounts on a rail tile. This light swivels 360° at the base while articulating joints at the base, head, and midsection give precise control over the lighted area. The energy-efficient light-emitting diode (LED) has a 3500 Kelvin color temperature that consumes slightly more than 6 watts of power at full output. The light can be dimmed dynamically by the user down to 15% of full power, includes an integrated touch switch, and has a 12' cord. UL listed power supply is included.

Notes

Light has energy saving auto shutoff feature after 9 hours of use.
When specifying rail tile option (TR), it is suggested to mount close to the surface.

Dimensions



Specification Information

Step 1.

Y6480.

Step 2. Attachment Bracket

CM	surface clamp
FR	freestanding
LSR	Layout Studio performance rail A
TR	rail tile

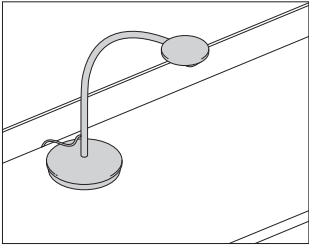
Prices for Steps 1-2.

Y6480. CM	\$597
FR	\$597
LSR	\$585
TR	\$597

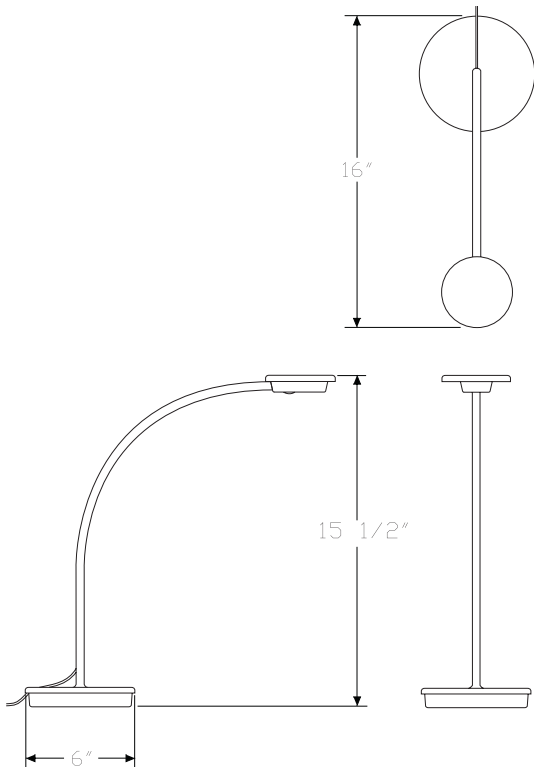
Step 3. Finish

91	white	+\$0
G2	graphite satin	+\$0
MS	metallic silver	+\$0

Tone™ Single-Arm Personal Light Y6481.



Product Information
Description
This single-arm LED task light sits freestanding, clamps to a surface, or mounts on a rail tile. This light swivels 360° at the base while keeping it at a constant height from the surface. The energy-efficient light-emitting diode (LED) has a 3500 Kelvin color temperature that consumes slightly more than 6 watts of power at full output. The light can be dimmed dynamically by the user down to 15% of full power, includes an integrated touch switch, and has a 12' cord. UL listed power supply is included.
Notes
Light has energy saving auto shutoff feature after 9 hours of use.
When specifying rail tile option (TR), it is suggested to mount close to the surface.
Dimensions

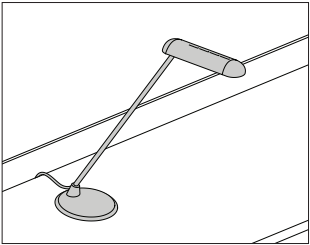


Specification Information
Step 1.
Y6481.
Step 2. Attachment Bracket
CM surface clamp
FR freestanding
TR rail tile
Prices for Steps 1-2.
Y6481. CM \$520
FR \$520
TR \$520
Step 3. Finish
91 white +\$0
G2 graphite satin +\$0
MS metallic silver +\$0

Thrive™ Personal Lighting

Flute™ Personal Light

Y6470.



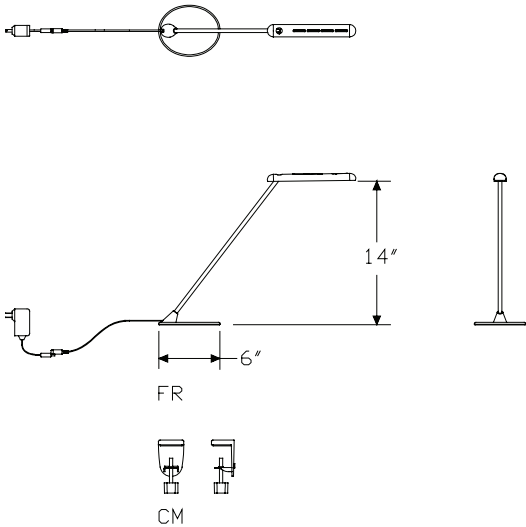
Product Information

Description
This light sits freestanding or clamps to a surface. It has 1 energy-efficient light-emitting diode (LED) with a 3500 Kelvin color temperature that consumes 4.7 watts of power. The light has an 11' cord. UL listed and UL Canada listed.
Light head swivels 230°. Clamp mount option (CM) swivels 360° at the base.

Notes

Light meets local codes including Canada, New York City, and Chicago.

Dimensions



Specification Information

Step 1.
Y6470.

Step 2. Attachment Bracket

CM	surface clamp
FR	freestanding

Prices for Steps 1-2.

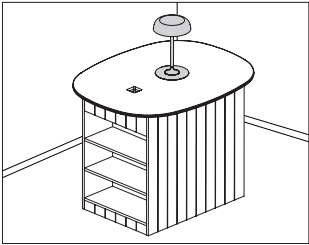
Y6470. CM	\$471
FR	\$471

Step 3. Finish

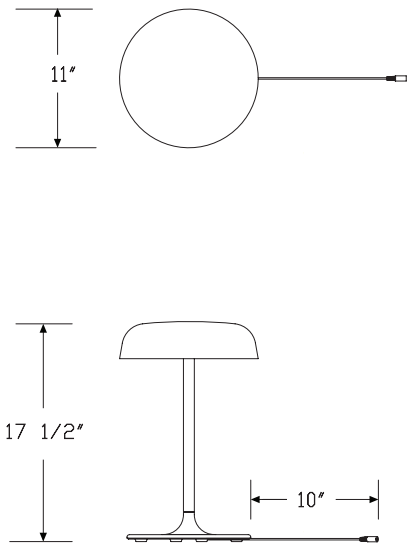
91	white	+\$0
G2	graphite satin	+\$0
MS	metallic silver	+\$0

Ode Desk Lamp

Y6485.



Product Information
Description
This LED occasional lamp sits freestanding at desk or table height. It turns on to full power by touching the base or stem. Touch once more to dim to 50%. Touch again to turn the lamp off. The energy-efficient light emitting diode (LED) has a 2700° Kelvin color temperature and CRI of 80+. Lamp is ETL listed to the UL standard.
Dimensions

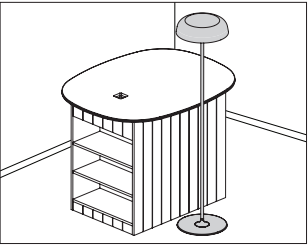


Specification Information
Step 1.
Y6485. A
Step 2. Base
FG freestanding A
Prices for Steps 1-2.
Y6485. FG \$801
Step 3. Finish
91 white A +\$0
BK black A +\$0

Thrive™ Occasional Lighting

Ode Freestanding Floor Lamp

Y6486.



Product Information

Description

This LED occasional lamp sits freestanding at sofa or standing height. It turns on to full power by touching the base or stem. Touch once more to dim to 50%. Touch again to turn the lamp off. The energy-efficient light emitting diode (LED) has a 2700° Kelvin color temperature and CRI of 80+. Lamp is ETL listed to the UL standard.

Dimensions

Specification Information

Step 1.

Y6486. A

Step 2. Height

FF floor full standing A

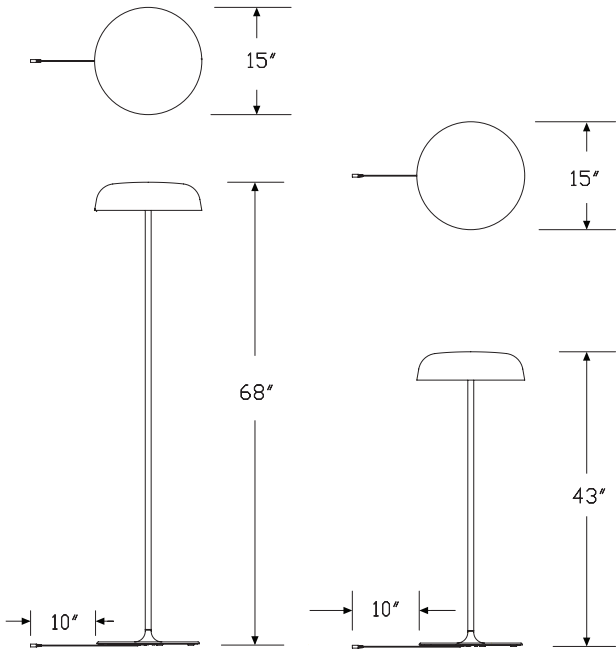
FS floor sofa standing A

Prices for Steps 1-2.

Y6486. FF \$1362

FS \$1317

Thrive™ Occasional Lighting



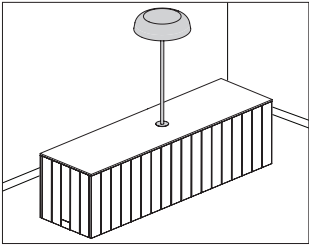
Step 3. Finish

91 white A +\$0

BK black A +\$0

Ode Surface-Integrated Lamp

Y6487.



Product Information

Description

This LED occasional lamp is integrated into a surface and is available in sofa or standing height. It turns on to full power by touching the base or stem. Touch once more to dim to 50%. Touch again to turn the lamp off. The energy-efficient light emitting diode (LED) has a 2700° Kelvin color temperature and CRI of 80+. Lamp is ETL listed to the UL standard.

Dimensions

Specification Information

Step 1.

Y6487. A

Step 2. Height

GF

surface-integrated full standing 48" A

GS

surface-integrated sofa standing 33" A

Prices for Steps 1-2.

Y6487. GF

\$1102

GS

\$1059

Step 3. Finish

91

white A

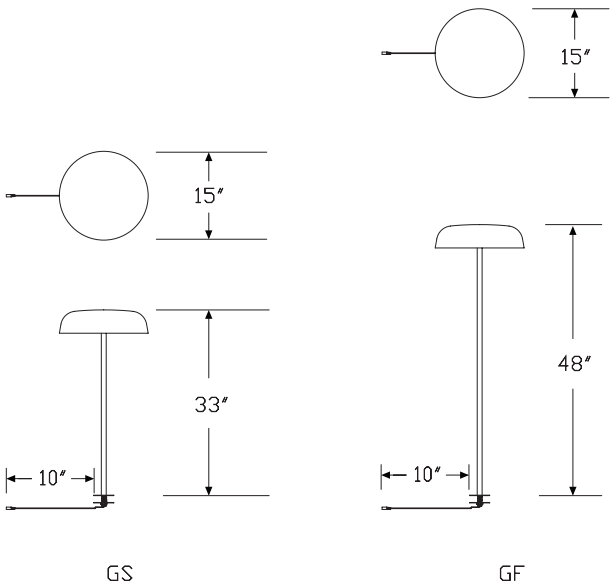
+\$0

BK

black A

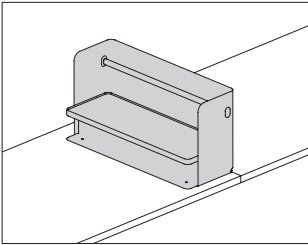
+\$0

Thrive™ Occasional Lighting



Small Organizer

YT100.



Product Information

Description

This small organizer rests on the surface. It has a painted metal shelf and rod for attaching and holding accessory products and other items. The steel frame allows magnetic attachment of the document clip and name tag. The container accessories fit on the organizer above or below the shelf. The USB power module attaches to the underside of the shelf. The rod bookend attaches to the rod. Rod finish matches organizer finish.

Notes

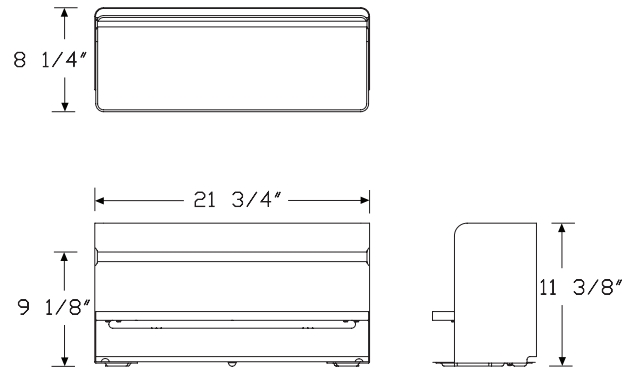
Order the following accessories separately:

- Magnetic document clip (YT400.)
- Name tag (YT410.)
- USB power module (YT420.)
- Rod bookend (YT440.)
- Organizer liner (YT500.)
- Short bin (YT800.)
- Square pencil cup (YT820.)
- Round pencil cup (YT825.)
- Tray (YT830.)
- Box (YT840.)

Order surface clamp for organizers (YT460.) separately.

Small organizer is recommended for use on Renew™ Link single-sided and back-to-back rectangular height-adjustable benches (DU1A, DU2A). It is not recommended for use on Renew Link back-to-back trapezoid height-adjustable bench (DU2T).

Dimensions



Specification Information

Step 1.

YT100.

Step 2. Height

11 11" high

Step 3. Width

08 8" wide

Step 4. Depth

22 22" deep

Step 5. Shelf Material

M painted metal

L insert liner

Prices for Steps 1-5.

	22M	22L
YT100. 11 08	\$576	693

Step 6. Organizer Finish

SNB	satin bronze <input type="text"/>	+\$10
91	white <input type="text"/>	+\$0
98	studio white <input type="text"/>	+\$0
BK	black <input type="text"/>	+\$0
G1	graphite <input type="text"/>	+\$0
MS	metallic silver <input type="text"/>	+\$0

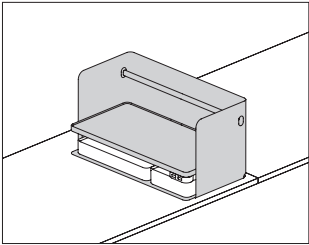
Step 7. Insert Liner Finish

For insert liner (L)

Price Category 4 +\$0

Large Organizer

YT150.

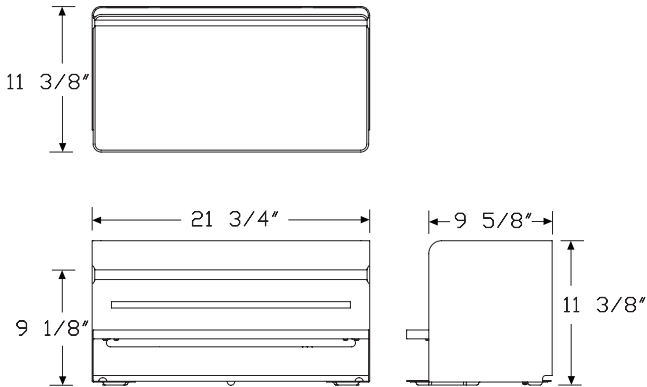


Product Information

Description
This large organizer rests on the surface. It has a painted metal shelf and rod for attaching and holding accessory products and other items. The steel frame allows magnetic attachment of the document clip and name tag. The accessory containers fit on the organizer above or below the shelf. The USB power module attaches to the underside of the shelf. The rod bookend attaches to the rod. Rod finish matches organizer finish.

- Notes**
Order the following accessories separately:
- Magnetic document clip (YT400.)
 - Name tag (YT410.)
 - USB power module (YT420.)
 - Rod bookend (YT440.)
 - Organizer liner (YT500.)
 - Short bin (YT800.)
 - Square pencil cup (YT820.)
 - Round pencil cup (YT825.)
 - Tray (YT830.)
 - Box (YT840.)
- Order surface clamp for organizers (YT460.) separately.
- Large organizer is recommended for use on Renew™ Link single-sided and back-to-back rectangular height-adjustable benches (DU1A, DU2A). It is not recommended for use on Renew Link back-to-back trapezoid height-adjustable bench (DU2T).

Dimensions

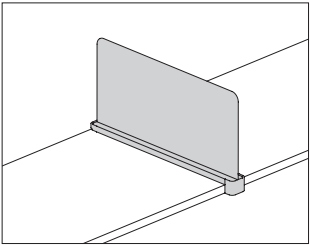


Specification Information

Step 1.		
YT150. A		
Step 2. Height		
11	11" high	A
Step 3. Width		
11	11" wide	A
Step 4. Depth		
22	22" deep	A
Step 5. Shelf Material		
M	painted metal	A
L	insert liner	A
Prices for Steps 1-5.		
	22M	22L
YT150. 11 11	\$660	791
Step 6. Organizer Finish		
SNB	satin bronze A	+\$10
91	white A	+\$0
98	studio white A	+\$0
BK	black A	+\$0
G1	graphite A	+\$0
MS	metallic silver A	+\$0
Step 7. Insert Liner Finish		
For insert liner (L)		
Price Category 4		+\$0

Slim Screen

YT200.



Product Information

Description

This screen clamps to the front and back of a surface and is movable without tools. Steel screen allows for attachment of the magnetic document clip, name tag, and magnetic marker board. Screen comes with a ledge liner in a choice of colors.

Notes

Clamp attaches to square edge surfaces with minimum 1" or 1 1/8" nominal thickness.

No HermanMiller legs interfere with the clamp.

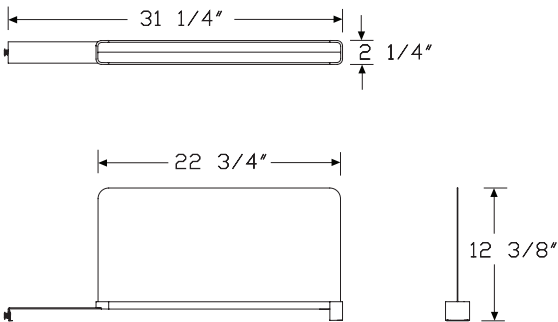
Screen can be mounted to surfaces 24"-36" deep. 24" deep screen (24) can be adjusted to fit up to a 30" deep work surface. 30" deep screen (30) can be adjusted to fit up to a 36" deep work surface.

Order the following accessories separately:

- Magnetic document clip (YT400.)
- Name tag (YT410.)
- Magnetic marker board (YT450.)
- Slim screen liner (YT540.)

Slim screen is recommended for use on Renew™ Link single-sided and back-to-back rectangular height-adjustable benches (DU1A, DU2A). It is not recommended for use on Renew Link back-to-back trapezoid height-adjustable bench (DU2T).

Dimensions



Specification Information

Step 1.

YT200. A

Step 2. Height

11 11" high A

Step 3. Width

02 2" wide A

Step 4. Depth

24 24" deep A

30 30" deep A

Step 5. Attachment Type

S surface clamp A

Step 6. Ledge Material

L liner A

Prices for Steps 1-6.

	24SL	30SL
YT200. 11 02	\$409	424

Step 7. Screen Finish

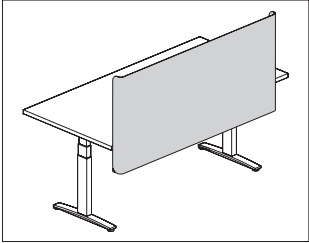
SNA	satin aluminum A	+\$10
SNB	satin bronze A	+\$10
SNC	satin carbon A	+\$10
91	white A	+\$0
98	studio white A	+\$0
BK	black A	+\$0
G1	graphite A	+\$0
MS	metallic silver A	+\$0

Step 8. Ledge Liner Finish

Price Category 4 +\$0

Metal Straight Screen, Surface
Attached with Modesty

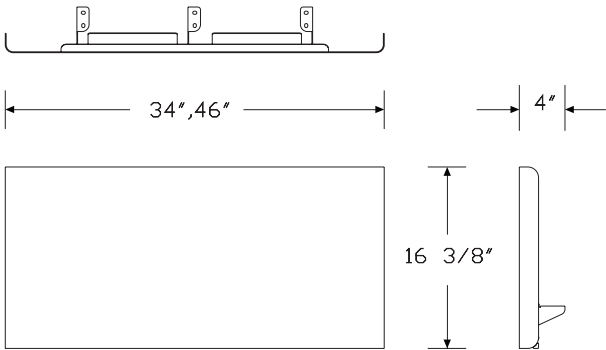
YT250.

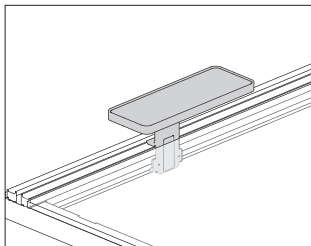


Product Information
<p>Description</p> <p>This metal screen attaches to an individual table, desk, stationary or height-adjustable work surface. It has a frameless all-metal design with a straight edge and includes a modesty panel. Screen has built-in ledge to support documents when used with the magnetic document clip. Screen accepts magnets. Attachment hardware included.</p>
<p>Notes</p> <p>Screen top edge is 11.375" above top of work surface; bottom edge is 3.8" below work surface.</p> <p>Recommended mounting creates a 1" gap between back edge of surface and the screen to accommodate cable routing and the attachment or clamp-mounting of other hardware to the surface.</p> <p>Attachment brackets are inset from edge of screen by approximately 6½" and require 2½" of work surface for attachment.</p> <p>Attachment bracket finish matches specified screen finish.</p> <p>Order magnetic document clip (YT400.) separately.</p>
<p>Dimensions</p>

Specification Information		
Step 1.		
YT250.		
Step 2. Height		
A	11" high	
Step 3. Width		
34	34" wide	
46	46" wide	
Prices for Steps 1-3.		
	34	46
YT250. A	\$422	449
Step 4. Screen Finish		
SNB	satin bronze	+\$10
91	white	+\$0
98	studio white	+\$0
G1	graphite	+\$0
MS	metallic silver	+\$0

Thrive™ Work Tools





Product Information

Description

This painted metal shelf comes in 4 sizes and mounts to a surface along the back edge, to a Layout Studio® performance rail or a Canvas Vista™ chase. All attachment types are user movable without tools. The backdrop is optional, and can be easily retrofitted in the field. Backdrop and rod finish match shelf finish. When attached to a surface along the back edge or a Layout Studio performance rail, the space under the shelf can accommodate accessory boxes. Shelf comes with a liner in a choice of colors.

Notes

Changing the attachment type on an existing shelf is not easily completed in the field.

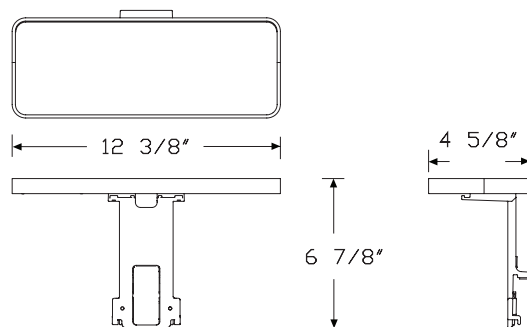
Order the following accessories separately:

- Name tag (YT410.)
- USB power module (YT420.)
- Rod bookend (YT440.) for 8" shelf depth only
- Short bin (YT800.)
- Small box (YT840.S)
- Square pencil cup (YT820.)
- Round pencil cup (YT825.)
- Shelf liner (YT510.)

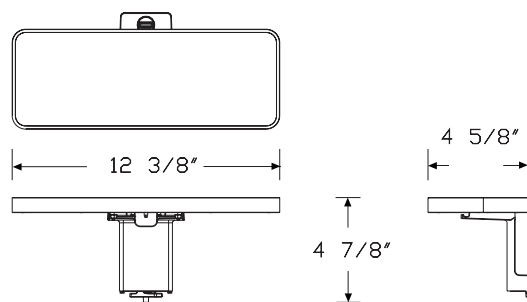
Vista chase mount (C) attaches to the Canvas Vista Chase (FG110.).

Attachment hardware included. For additional information, see Canvas Vista planning guide.

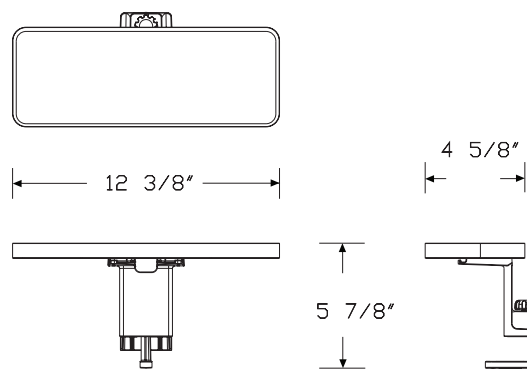
Dimensions



(R) Rail mount stanchion for layout studio performance rail



(C) Vista chase mount



(S) Surface clamp stanchion

Specification Information

Step 1.

YT300.

Step 2. Height

04 4" high

Step 3. Width

12 12" wide 15 15" wide 22 22" wide

Step 4. Depth

For 12" wide (12)

05 5" deep

For 15" wide (15)

08 8" deep

For 22" wide (22)

05 5" deep 08 8" deep

Step 5. Attachment Type

S surface clamp stanchion R rail mount stanchion for Layout Studio Performance Rail C chase mount

Step 6. Backdrop

N no backdrop B backdrop

Step 7. Shelf Material

M painted metal L insert liner

Prices for Steps 1-7.

	05SNM	05SNL	05SBM	05SBL	05RNM	05RNL
YT300. 04 12	\$250	327	375	450	250	327
22	\$297	409	456	565	297	409

	05RBM	05RBL	05CNM	05CNL	05CBM	05CBL
YT300. 04 12	\$375	450	269	343	385	458
22	\$456	565	344	447	493	597

	08SNM	08SNL	08SBM	08SBL	08RNM	08RNL
YT300. 04 15	\$272	356	409	491	272	356
22	\$321	437	481	594	321	437

	08RBM	08RBL	08CNM	08CNL	08CBM	08CBL
YT300. 04 15	\$409	491	288	368	416	498
22	\$481	594	367	478	516	627

Step 8. Shelf Finish

Metallic Paint

MS metallic silver +\$0SNB satin bronze +\$10

Sand Texture Paint

BK black +\$0

Smooth Paint

91 white +\$098 studio white +\$0G1 graphite +\$0

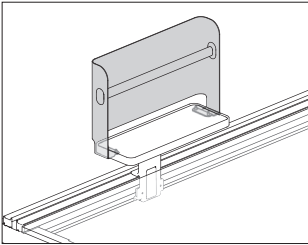
Step 9. Insert Liner Finish

For insert liner (L)

Price Category 4 +\$0

Shelf Backdrop

YT310.



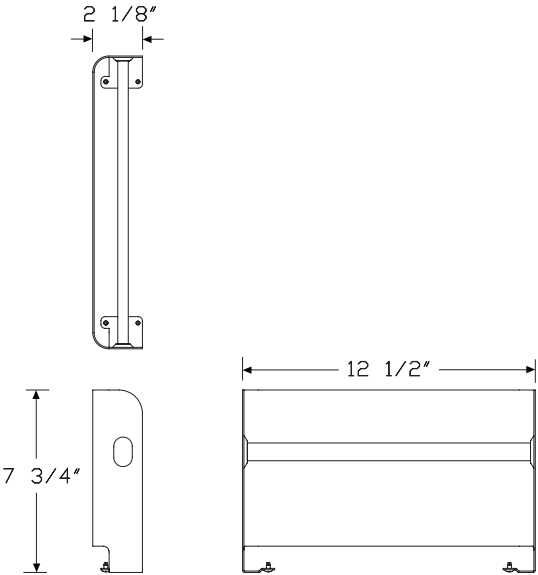
Product Information

Description
This backdrop can be retrofitted to the shelf in the field with minimal installation. Rod finish matches backdrop finish.

Notes
This backdrop is to be used only with shelf (YT300.).
Order the following accessories separately:
• Name tag (YT410.)
• Rod bookend (YT440.) for 8" depth shelf only

Dimensions

Thrive™ Work Tools



Specification Information

Step 1.
YT310. ☐

Step 2. Height
07 7" high ☐

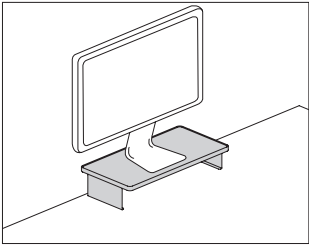
Step 3. Width
12 12" wide ☐
15 15" wide ☐
22 22" wide ☐

Prices for Steps 1-3.			
	12	15	22
YT310. 07	\$125	140	162

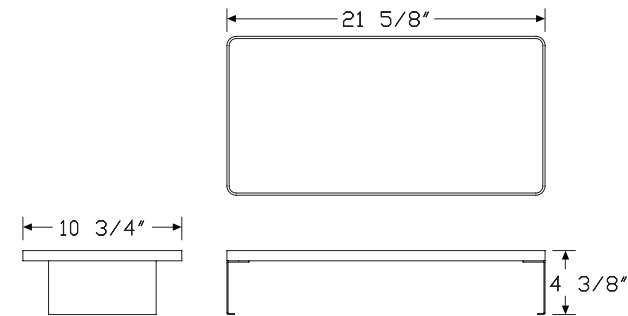
Step 4. Backdrop Finish		
SNB	satin bronze <input type="checkbox"/>	+\$10
91	white <input type="checkbox"/>	+\$0
98	studio white <input type="checkbox"/>	+\$0
BK	black <input type="checkbox"/>	+\$0
G1	graphite <input type="checkbox"/>	+\$0
MS	metallic silver <input type="checkbox"/>	+\$0

Monitor Platform Shelf

YT320.



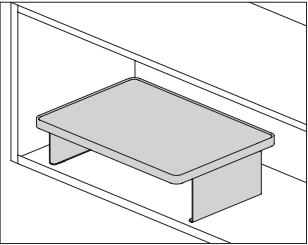
Product Information
Description
This painted steel shelf rests on a work surface and can hold a computer monitor when a monitor arm is not used. An optional shelf liner comes in a choice of colors. The short bin and small box accessories fit under the shelf.
Notes
Order the following accessories separately:
<ul style="list-style-type: none">• USB power module (YT420.)• Monitor platform shelf liner (YT520.)• Short bin (YT800.)• Small box (YT840.S)
Dimensions



Specification Information
Step 1.
YT320. <input type="text"/>
Step 2. Height
04 4" high <input type="text"/>
Step 3. Width
22 22" wide <input type="text"/>
Step 4. Depth
11 11" deep <input type="text"/>
Step 5. Shelf Material
M painted metal <input type="text"/>
L insert liner <input type="text"/>
Prices for Steps 1-5.
YT320. 04 22
Step 6. Monitor Platform Shelf Finish
SNB satin bronze <input type="text"/> +\$10
91 white <input type="text"/> +\$0
98 studio white <input type="text"/> +\$0
BK black <input type="text"/> +\$0
G1 graphite <input type="text"/> +\$0
MS metallic silver <input type="text"/> +\$0
Step 7. Insert Liner Finish
For insert liner (L)
Price Category 4+\$0

Freestanding Shelf

YT330.



Product Information

Description

This painted steel shelf rests on a work surface. An optional shelf liner comes in a choice of colors. The short bin and small box accessories fit under the shelf.

Notes

Order the following accessories separately:

- USB power module (YT420.)
- Shelf liner (YT530.)
- Short bin (YT800.)
- Small box (YT840.S)

Dimensions

Specification Information

Step 1.

YT330. A

Step 2. Height

04 4" high A

Step 3. Width

15 15" wide A

Step 4. Depth

11 11" deep A

Step 5. Shelf Material

M painted metal A

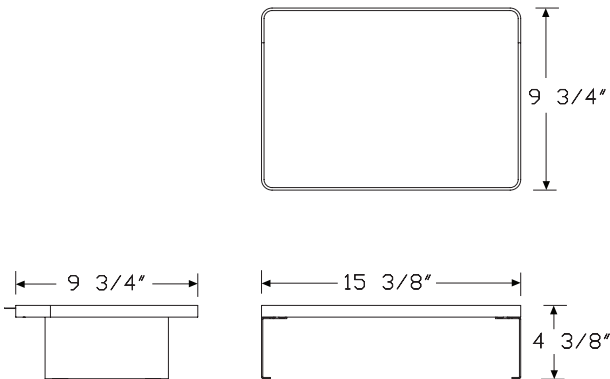
L insert liner A

Prices for Steps 1-5.		
	11M	11L
YT330. 04 15	\$281	396

Step 6. Shelf Finish		
91	white A	+\$0
98	studio white A	+\$0
BK	black A	+\$0
G1	graphite A	+\$0
MS	metallic silver A	+\$0
SNB	satin bronze A	+\$10

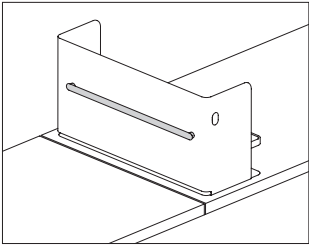
Step 7. Insert Liner Finish		
For insert liner (L)		
Price Category 4		+\$0

Thrive™ Work Tools



Magnetic Document Clip

YT400.



Product Information

Description

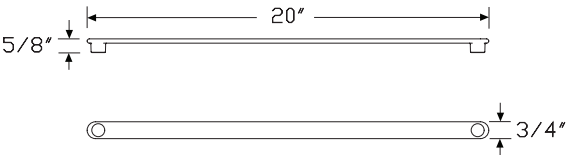
This document clip magnetically attaches to the back of the large and small organizers and the screen to provide storage for documents.

Notes

Magnetic document clip fits on the following products, ordered separately:

- Small organizer (YT100.)
- Large organizer (YT150.)
- Slim screen (YT200.)

Dimensions



Specification Information

Step 1.

YT400. A

Step 2. Depth

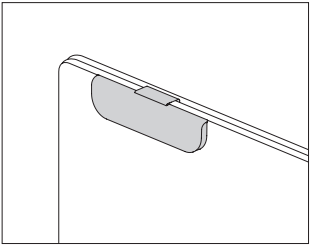
20 20" deep A

Prices for Steps 1-2.

YT400. 20 \$102

Step 3. Finish

SNB	satin bronze A	+\$10
91	white A	+\$0
98	studio white A	+\$0
BK	black A	+\$0
G1	graphite A	+\$0
MS	metallic silver A	+\$0



Product Information

Description

This clear name tag hangs on frameless fabric screens and PET screens or magnetically attaches to a variety of work tool products.

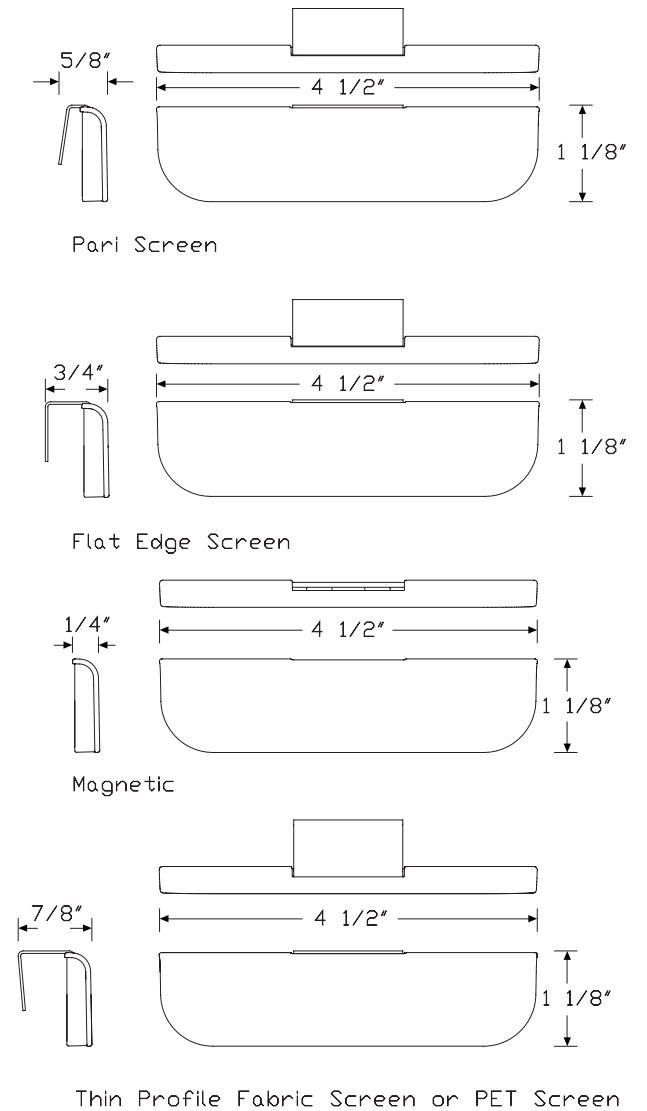
Notes

Name tag with magnetic bracket (M) can attach to the small organizer (YT100.), large organizer (YT150.), or shelf with backdrop (YT300. xxxxxxB).

Name tag with Pari screen bracket (P) or flat edge screen bracket (S) can hang on any HermanMiller Pari screen or flat edge screen.

Order name tag insert (O.YT1900) separately through Sales Source.

Dimensions

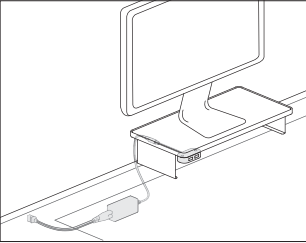


Name Tag *continued*

Specification Information					
Step 1.					
YT410. <input type="text"/>					
Step 2. Width					
05	5" wide <input type="text"/>				
Step 3. Bracket Type					
P	Pari Screen <input type="text"/>				
S	flat edge screen <input type="text"/>				
D	PET screen <input type="text"/>				
F	thin-profile fabric screen <input type="text"/>				
M	magnetic <input type="text"/>				
Prices for Steps 1-3.					
	P	S	D	F	M
YT410. 05	\$47	47	47	47	47
Step 4. Finish					
For Pari Screen (P), flat edge screen (S), or PET screen (D)					
MS	metallic silver <input type="text"/>				+\$0

USB Power Module

YT420.



Product Information

Description

This USB power module provides DC power at the work surface level. It is available in configurations that support USB 2.1 and USB Type C. The module can be mounted to the small and large organizers, shelves, any work surface, and the Canvas Vista™ chase. Cord color is black. Attachment hardware included.

Notes

USB power module requires a single AC outlet to provide power. Cord lengths are 1 meter from the AC outlet, and 1.8 meters from the module.

Vista chase mount attaches to underside of the Canvas Vista chase (FG110.). Attachment hardware included. For additional cable management, order cable manager, under chase (FG199.) separately. For additional information, see Canvas Vista planning guide.

Dimensions



Chase Attachment



Shelf and surface Attachment

Specification Information

Step 1.

YT420. A

Step 2. Configuration

- A** configured with two standard USB ports, USB 2.1 A
- B** configured with one standard USB 2.1 port and one USB Type C A

Step 3. Attachment Type

- 1** shelf and surface attachment A
- 2** chase mount A

Prices for Steps 1-3.

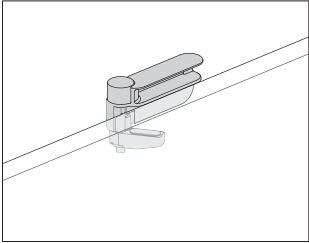
	1	2
YT420. A	\$214	241
B	\$319	343

Step 4. Finish

- 91** white A +\$0
- 98** studio white A +\$0
- BK** black A +\$0
- CL** cool grey neutral A +\$0
- G1** graphite A +\$0

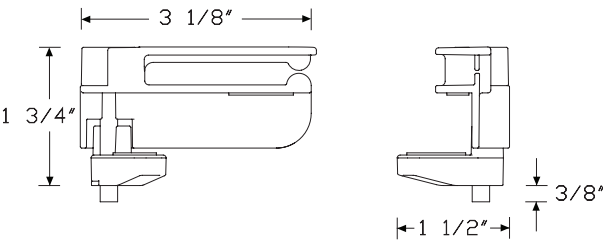
Cord Cleat

YT430.



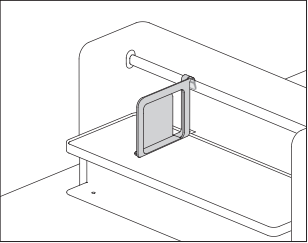
Product Information
Description
This plastic cleat clamps to a work surface to provide cord management. It is easily movable by the user, and can hold up to 4 round monitor cords.
Notes
Cord cleat works with work surfaces from 3/4" to 1 1/8" thick.
Dimensions

Specification Information
Step 1.
YT430. A \$42
Step 2. Finish
91 white A +\$0
98 studio white A +\$0
BK black A +\$0
CL cool grey neutral A +\$0
G1 graphite A +\$0



Rod Bookend

YT440.



Product Information

Description

This bookend vertically divides books, binders, and folders. It attaches to the rod of the small and large organizers and the shelf with backdrop, and is easily moved by the user.

Notes

Order the following products separately:

- Small organizer (YT100.)
- Large organizer (YT150.)
- Shelf with backdrop (YT300.xxxx08xB)

Dimensions

Specification Information

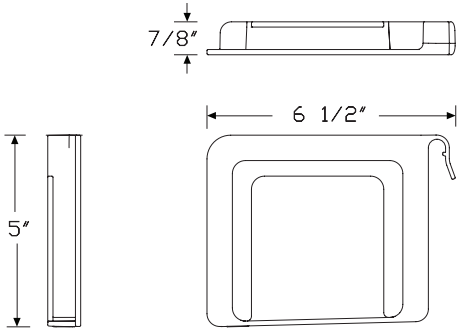
Step 1.

YT440. A \$42

Step 2. Finish

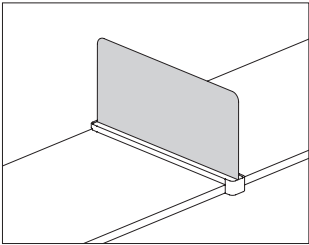
91	white	A	+\$0
98	studio white	A	+\$0
BK	black	A	+\$0
CL	cool grey neutral	A	+\$0
G1	graphite	A	+\$0

Thrive™ Work Tools



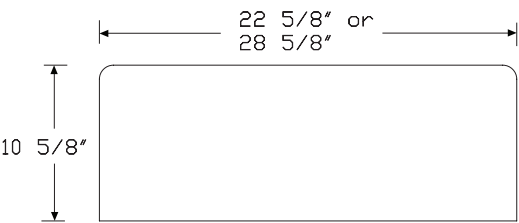
Magnetic Marker Board

YT450.



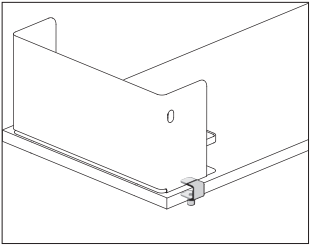
Product Information
Description
This white magnetic marker board attaches to a slim screen and is user movable.
Notes
Order slim screen (YT200.) separately.
Dimensions

Specification Information
Step 1.
YT450. A
Step 2. Application
1 24" deep screen A
2 30" deep screen A
Prices for Steps 1-2.
YT450. 1 \$75
2 \$88



Surface Clamp

YT460.



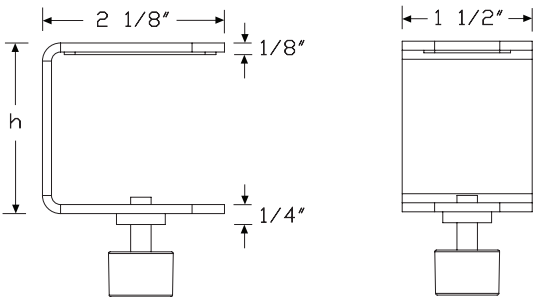
Product Information

Description
This clamp can be added to the small and large organizers.

Notes
Surface clamp attaches to square edge work surfaces from 3/4" to 1 1/8" thick.
Specify standard application (1) for use with most HermanMiller work surfaces and legs. See Planning Guide for exact applications.
Specify Canvas Office Landscape® universal leg application (2) to clamp an organizer on top of a Canvas universal leg.

Dimensions

Thrive™ Work Tools



Specification Information

Step 1.
YT460. ☐

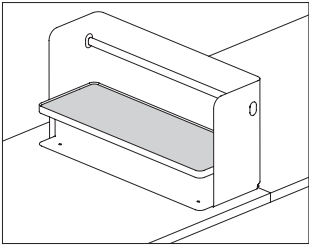
Step 2. Application
1 standard ☐
2 Canvas Office Landscape® universal leg ☐

Prices for Steps 1-2.
YT460. 1 \$75
2 \$75

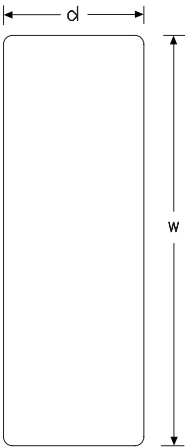
Step 3. Finish
SNB satin bronze ☐ +\$10
91 white ☐ +\$0
98 studio white ☐ +\$0
BK black ☐ +\$0
G1 graphite ☐ +\$0
MS metallic silver ☐ +\$0

Organizer Liner

YT500.



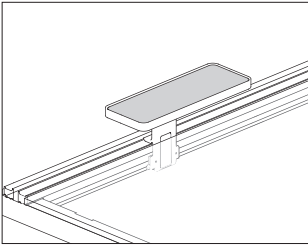
Product Information
Description
This liner retrofits to the small and large organizers. It is user movable without tools. Top material is polyester felt.
Notes
Specify 8" width (08) for a small organizer (YT100.).
Specify 11" width (11) for a large organizer (YT150.).
Dimensions



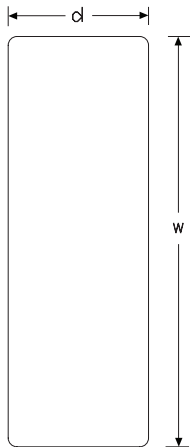
Specification Information
Step 1.
YT500. A
Step 2. Width
08 8" wide A
11 11" wide A
Step 3. Depth
22 22" deep A
Prices for Steps 1-3.
YT500. 08
11
Step 4. Liner Finish
Price Category 4

Shelf Liner

YT510.



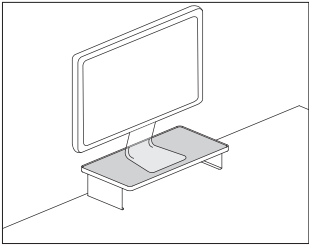
Product Information
Description
This liner retrofits to the shelf. It is user movable without tools. Top material is polyester felt.
Notes
Shelf liner is compatible with shelf (YT300.).
Dimensions




Specification Information		
Step 1.		
YT510. <input type="checkbox"/>		
Step 2. Width		
12	12" wide	<input type="checkbox"/>
15	15" wide	<input type="checkbox"/>
22	22" wide	<input type="checkbox"/>
Step 3. Depth		
For 12" wide (12)		
05	5" deep	<input type="checkbox"/>
For 15" wide (15)		
08	8" deep	<input type="checkbox"/>
For 22" wide (22)		
05	5" deep	<input type="checkbox"/>
08	8" deep	<input type="checkbox"/>
Prices for Steps 1-3.		
	05	08
YT510. 12	\$81	—
15	—	\$88
22	\$112	117
Step 4. Liner Finish		
Price Category 4		+\$0

Monitor Platform Shelf Liner

YT520.



Product Information
Description
This liner retrofits to the monitor platform shelf. It is user movable without tools. Top material is polyester felt.
Notes
Liner is compatible with monitor platform shelf (YT320.).
Dimensions



Specification Information
Step 1.
YT520. A
Step 2. Width
22 22" wide A
Step 3. Depth
11 11" deep A
Prices for Steps 1-3.
YT520. 22
Step 4. Liner Finish
Price Category 4

11

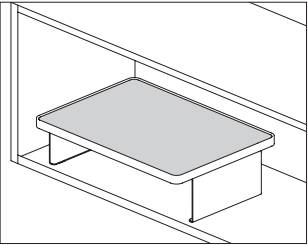
\$134

+\$0

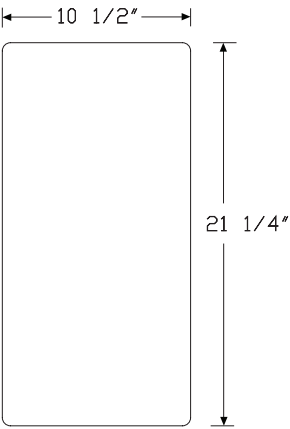
Thrive™ Work Tools

Freestanding Shelf Liner

YT530.



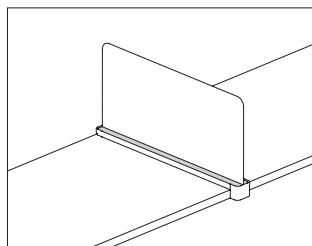
Product Information
Description
This liner retrofits to the freestanding shelf. It is user movable without tools. Top material is polyester felt.
Notes
Liner is compatible with shelf (YT330.).
Dimensions



Specification Information
Step 1.
YT530. A
Step 2. Width
15 15" wide A
Step 3. Depth
11 11" deep A
Prices for Steps 1-3.
11
YT530. 15
\$117
Step 4. Liner Finish
Price Category 4
+\$0

Slim Screen Liner

YT540.



Product Information

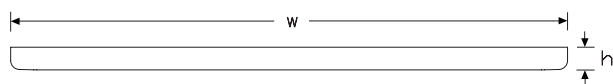
Description

This liner retrofits to the slim screen. It is user movable without tools.
Top material is polyester felt.

Notes

Liner is compatible with slim screen (YT200.).

Dimensions



Specification Information

Step 1.

YT540. A

Step 2. Width

02 2" wide

Step 3. Depth

24 24" deep

30 30" deep

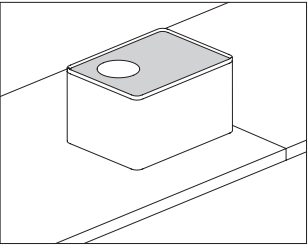
Prices for Steps 1-3.

	24	30
YT540. 02	\$81	104

Step 4. Liner Finish

Price Category 4

+\$0



Product Information

Description

This liner retrofits to Formwork bins and boxes. It is user movable without tools. Top material is polyester felt.

Notes

Formwork liner is compatible with the following products:

- Short bin (YT800.)
- Tall bin (YT810.)
- Box, small and large (YT840.S, YT840.L).

For use on the lid or base of the large and small box, specify application option (B).

For use on the lid or base of the tall and short bin, specify application option (T).

Specification Information

Step 1.

YT550. A

Step 2. Application

B

large and small box A

T

tall and short bin A

Prices for Steps 1-2.

YT550. B

\$77

T

\$107

Step 3. Liner Finish

Price Category 4

+\$0

Thrive™ Work Tools

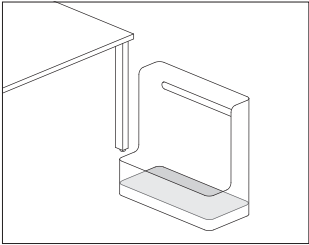
Dimensions

9 3/8"

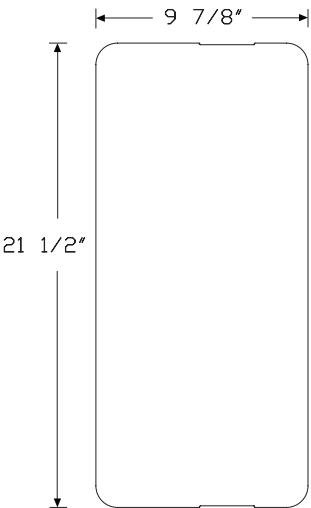
6 1/4"

Mobile Bag Catch Base Liner

YT560.



Product Information
Description
This liner retrofits to the base of the mobile bag catch. It is user movable without tools. Top material is polyester felt.
Notes
Base liner is compatible with mobile bag catch (YT710.).
Dimensions

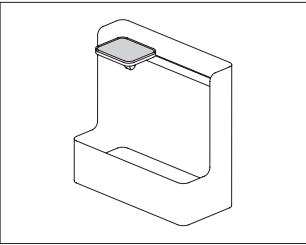


Specification Information
Step 1.
YT560. A
Step 2. Width
10 10" wide A
Step 3. Depth
22 22" deep A
Prices for Steps 1-3.
22
YT560. 10 \$158
Step 4. Liner Finish
Price Category 4 +\$0

Thrive™ Work Tools

Mobile Bag Catch Shelf Liner

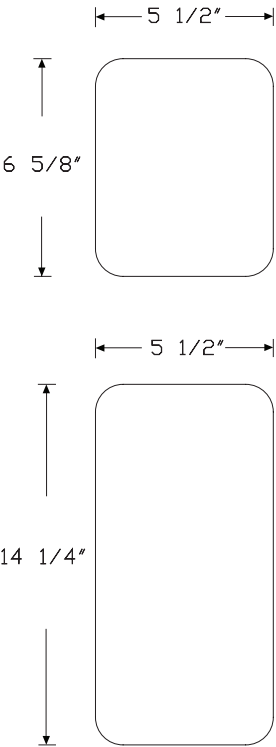
YT565.



Product Information
Description
This liner retrofits to the accessory shelf used with the mobile bag catch or Ambit™ shroud. It is user movable without tools. Top material is polyester felt.
Notes
Shelf liner is compatible with mobile bag catch (YT710.) and accessory shelf (YT715.).
Dimensions

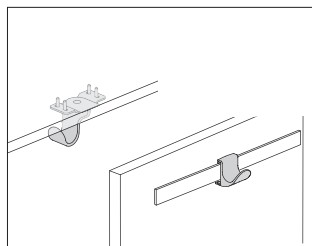
Specification Information
Step 1.
YT565. A
Step 2. Width
06 6" wide A
Step 3. Depth
For 6" wide (06)
07 7" deep A
Prices for Steps 1-3.
07
YT565. 06 \$67
Step 4. Liner Finish
Price Category 4 +\$0

Thrive™ Work Tools



Bag Hook

YT700.



Product Information

Description

This bag hook clamps to a work surface, mounts under the surface with screws, mounts to the underside of the Canvas Vista™ chase, or attaches to the Ambit™ shroud. The hook rotates 360° to hold the bag under the surface. Clamp mount is easily moved by the user. Fixed attachment option includes attachment hardware.

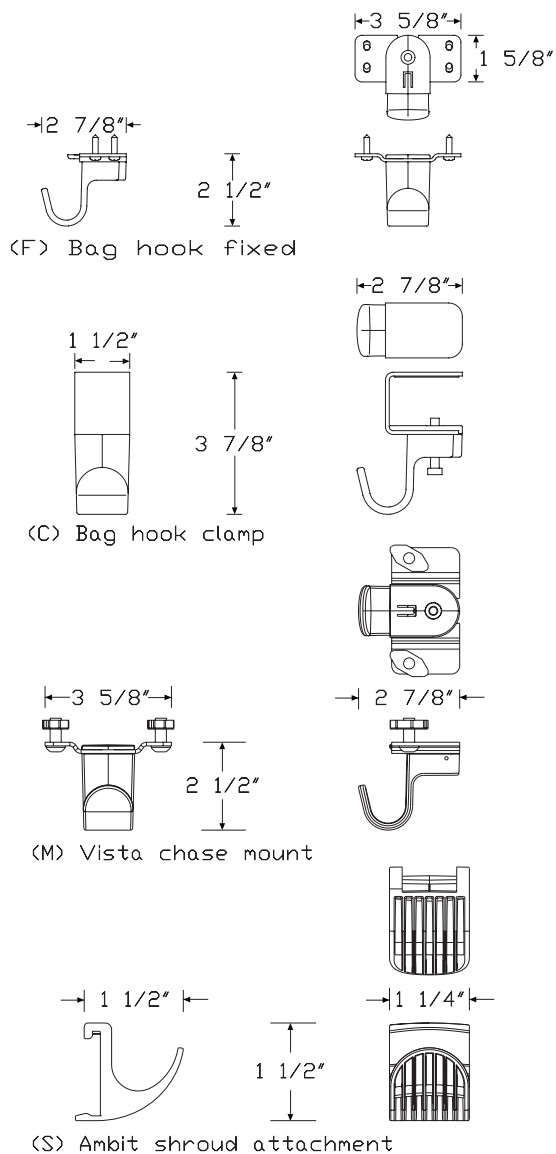
Notes

Clamp attaches to work surfaces from $\frac{3}{4}$ " to $1\frac{1}{8}$ " thick.

Maximum weight capacity is 15 pounds for clamp and fixed attachment; maximum weight capacity for hook attached to rail is 35 pounds.

Vista chase mount (M) attaches to underside of Canvas Vista chase (FG110.). Attachment hardware included. It is user movable. For additional information, see Canvas Vista planning guide.

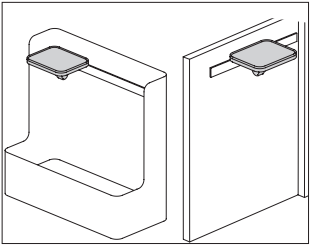
Dimensions



Specification Information		
Step 1.		
YT700. A		
Step 2. Attachment Type		
S	shroud A	
C	clamp A	
F	fixed A	
M	chase mount A	
Prices for Steps 1-2.		
YT700. S		\$60
C		\$67
F		\$67
M		\$65
Step 3. Finish		
91	white A	+\$0
98	studio white A	+\$0
BK	black A	+\$0
G1	graphite A	+\$0
MS	metallic silver A	+\$0

Accessory Shelf

YT715.



Product Information

Description

This painted metal shelf can be retrofit to the mobile bag catch or Ambit™ shroud. An optional liner is available in a choice of colors.

Notes

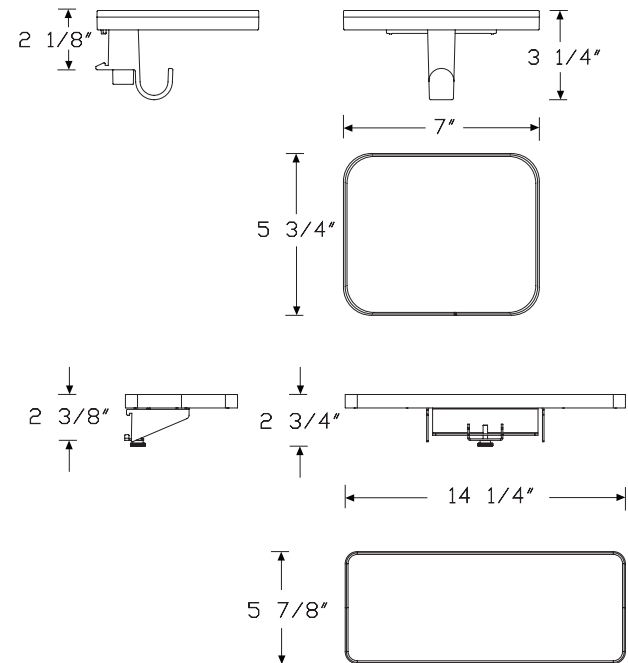
Bag hook included for mobile bag catch (BC) attachment and shroud attachment for 24" deep tables (S2) options.

Shroud attachment for 30" deep tables (S3) option is shelf only.

Order the following products separately:

- Mobile bag catch (YT710.)
- Ambit height adjustable table leg shroud (DV8S)
- Accessory shelf liner (YT565.)

Dimensions



Specification Information

Step 1.

YT715. ☐

Step 2. Shelf Product Attachment

- BC** mobile bag catch ☐
- S2** shroud - 24" deep tables ☐
- S3** shroud - 30" deep tables ☐

Step 3. Width

For mobile bag catch (BC) or shroud - 30" deep tables (S3)

- 15** 15" wide ☐
- 06** 6" wide ☐

For shroud - 24" deep tables (S2)

- 06** 6" wide ☐

Step 4. Depth

For 6" wide (06)

- 07** 7" deep ☐

For 15" wide (15)

- 06** 6" deep ☐

Step 5. Shelf Material

- M** painted metal ☐
- L** insert liner ☐

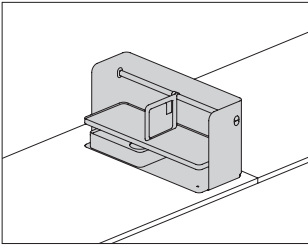
Prices for Steps 1-5.

	06M	06L	07M	07L
YT715. BC 15	\$225	357	—	—
06	—	—	\$150	88
S2 06	—	—	\$88	150
S3 15	\$225	357	—	—
06	—	—	\$88	150

Step 6. Mobile Bag Catch Shelf Finish

- 91** white ☐ +\$0
- 98** studio white ☐ +\$0
- BK** black ☐ +\$0
- G1** graphite ☐ +\$0
- MS** metallic silver ☐ +\$0

Step 7. Insert Liner Finish	
<i>For insert liner (L)</i>	
Price Category 4	+\$0



Product Information

Description

This kit includes the following work tools:

- Small organizer without liner
- Rod bookend
- Formwork small box with cup

Notes

Finish (Step 2) combinations are predetermined.

For white (91):

- White (91) small organizer without liner
- White (91) rod bookend

For graphite (G1):

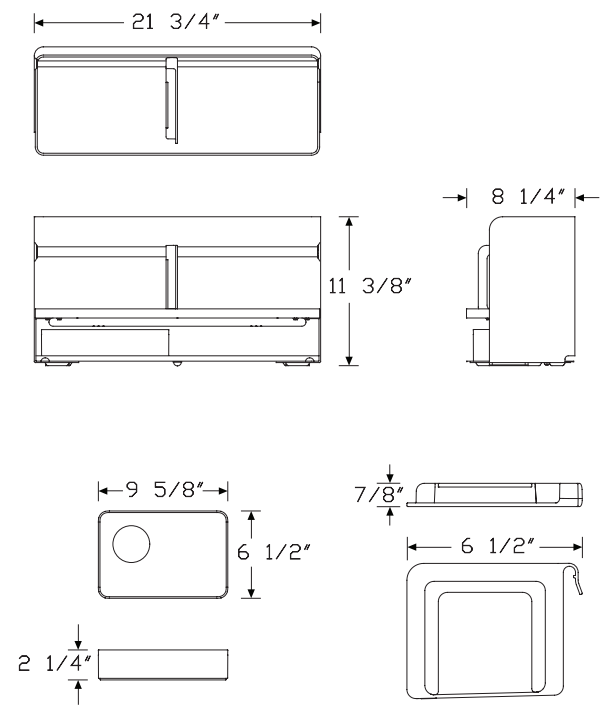
- Graphite (G1) small organizer without liner
- Graphite (G1) rod bookend

For metallic silver (MS):

- Metallic silver (MS) small organizer without liner
- Cool grey neutral (CL) rod bookend

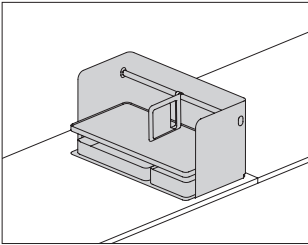
Formwork finish (Step 3) is independent of (Step 2) finish specification.

Dimensions



Small Organizer Kit #1 *continued*

Specification Information		
Step 1.		
YT900.	<input type="checkbox"/>	\$723
Step 2. Finish		
Metallic Paint		
MS	metallic silver <input type="checkbox"/>	+\$0
SNB	satin bronze <input type="checkbox"/>	+\$10
Sand Texture Paint		
BK	black <input type="checkbox"/>	+\$0
Smooth Paint		
91	white <input type="checkbox"/>	+\$0
98	studio white <input type="checkbox"/>	+\$0
G1	graphite <input type="checkbox"/>	+\$0
Step 3. Formwork Finish		
CRT	concrete <input type="checkbox"/>	+\$0
NYX	onyx <input type="checkbox"/>	+\$0



Product Information

Description

This kit includes the following work tools:

- Large organizer without liner
- Rod bookend
- Formwork small box with cup
- Formwork short bin without lid

Notes

Finish (Step 2) combinations are predetermined.

For white (91):

- White (91) large organizer without liner
- White (91) rod bookend

For graphite (G1):

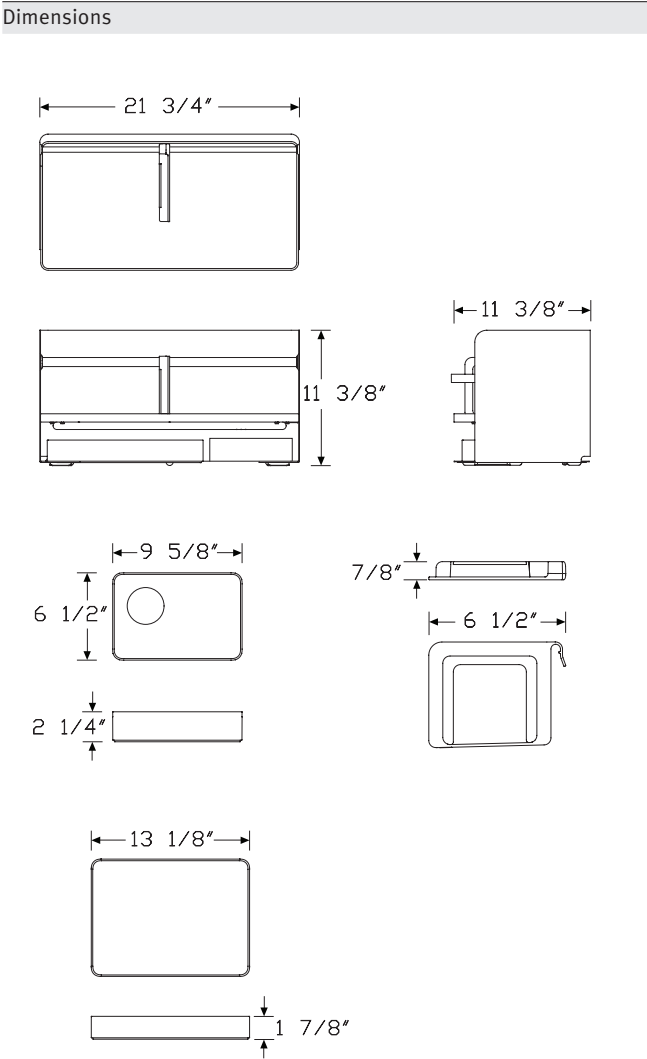
- Graphite (G1) large organizer without liner
- Graphite (G1) rod bookend

For metallic silver (MS):

- Metallic silver (MS) large organizer without liner
- Cool grey neutral (CL) rod bookend

Formwork finish (Step 3) is independent of (Step 2) finish specification and applies to all included Formwork products in this kit.

Thrive™ Work Tools

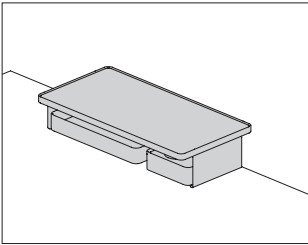


Large Organizer Kit #1 *continued*

Specification Information		
Step 1.		
YT910.	<input type="checkbox"/> A	\$884
Step 2. Finish		
Metallic Paint		
MS	metallic silver <input type="checkbox"/> A	+\$0
Sand Texture Paint		
BK	black <input type="checkbox"/> A	+\$0
Smooth Paint		
91	white <input type="checkbox"/> A	+\$0
98	studio white <input type="checkbox"/> A	+\$0
G1	graphite <input type="checkbox"/> A	+\$0
Step 3. Formwork Finish		
CRT	concrete <input type="checkbox"/> A	+\$0
NYX	onyx <input type="checkbox"/> A	+\$0

Monitor Platform Stand Kit #1

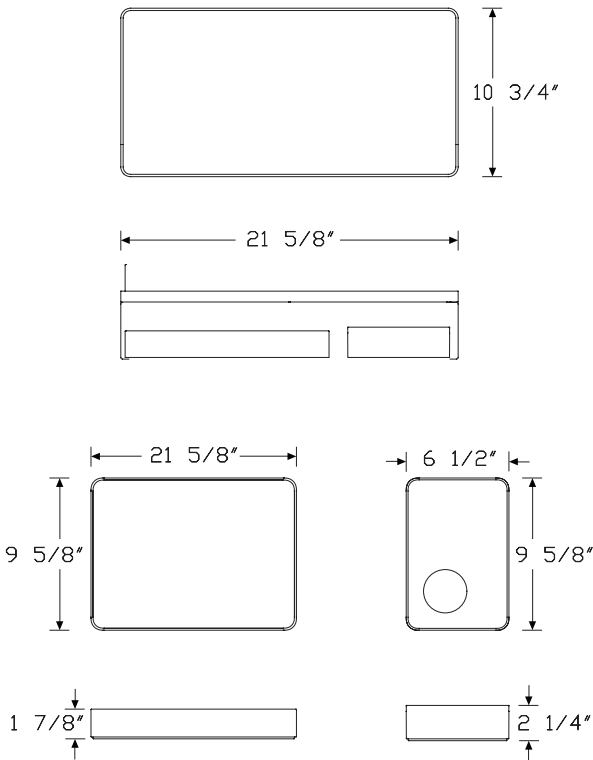
YT920.



Product Information
Description
This kit includes the following work tools:
<ul style="list-style-type: none">• Monitor platform stand without liner• Formwork small box with cup• Formwork short bin without lid
Notes
Finish (Step 2) combinations are predetermined.
For white (91):
<ul style="list-style-type: none">• White (91) monitor platform stand without liner
For graphite (G1):
<ul style="list-style-type: none">• Graphite (G1) monitor platform stand without liner
For metallic silver (MS):
<ul style="list-style-type: none">• Metallic silver (MS) monitor platform stand without liner
Formwork finish (Step 3) is independent of (Step 2) finish specification and applies to all included Formwork products in this kit.
Dimensions

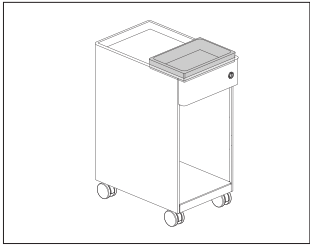
Specification Information		
Step 1.		
YT920.	<input type="checkbox"/>	\$532
Step 2. Monitor Platform Stand Finish		
Metallic Paint		
MS	metallic silver <input type="checkbox"/>	+\$0
SNB	satin bronze <input type="checkbox"/>	+\$10
Sand Texture Paint		
BK	black <input type="checkbox"/>	+\$0
Smooth Paint		
91	white <input type="checkbox"/>	+\$0
98	studio white <input type="checkbox"/>	+\$0
G1	graphite <input type="checkbox"/>	+\$0
Step 3. Formwork Finish		
CRT	concrete <input type="checkbox"/>	+\$0
NYX	onyx <input type="checkbox"/>	+\$0

Thrive™ Work Tools

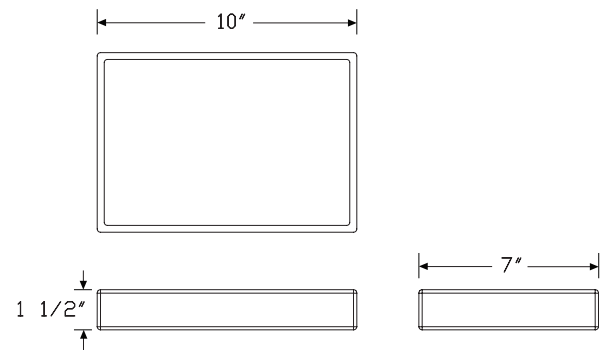


Ambit™ Cork Tray

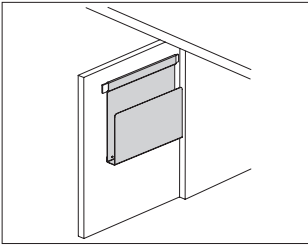
IH353.



Product Information
Description
This cork tray provides space for personal items.
Notes
Compatible with the following products or as a stand-alone accessory:
<ul style="list-style-type: none">• Ambit™ personal storage (IH100.)• Ambit suspended storage (IH200.)
See planning guide for additional information.
Dimensions



Specification Information
Step 1.
IH353.
Step 2. Depth
07 7" deep
Step 3. Width
10 10" wide
Prices for Steps 1-3.
IH353. 07
10 \$168



Product Information

Description

This document holder rests on the optional tool rail of the Ambit™ Shroud. It has a painted metal surface and is designed to hold folders or personal office items.

Notes

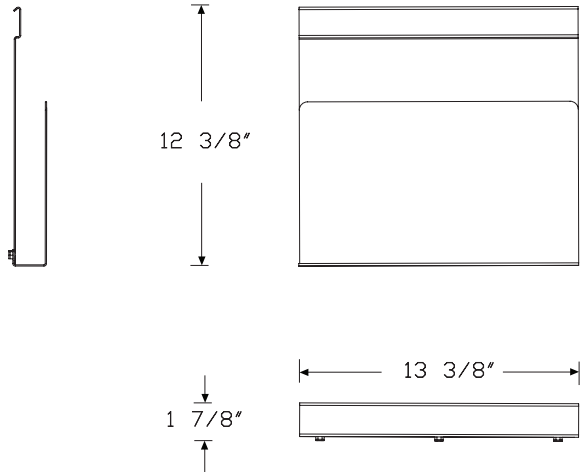
Document holder designed for use with Ambit shroud (DV8S) with tool rail (2) option.

Not available for use as a stand-alone accessory.

See planning guide for additional information.

Dimensions

Thrive™ Work Tools



Specification Information

Step 1.

YT716. A

Step 2. Shelf Product Attachment

S3 shroud - 30" deep tables A

Prices for Steps 1-2.

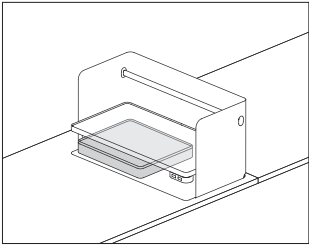
YT716. S3 \$187

Step 3. Finish

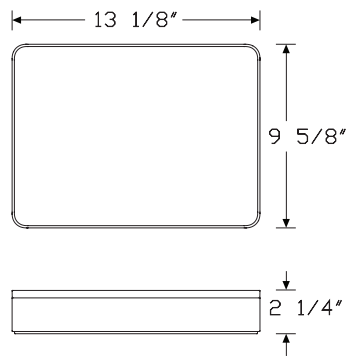
8Q	folkstone grey A	+\$0
91	white A	+\$0
98	studio white A	+\$0
BK	black A	+\$0
DB3	glacier A	+\$10
DN2	nightfall A	+\$10
DR1	canyon A	+\$10
G1	graphite A	+\$0
OLF	olive A	+\$10
WL	sandstone A	+\$0
WN	warm grey neutral A	+\$0
CN	metallic champagne A	+\$0
MS	metallic silver A	+\$0
SNA	satin aluminum A	+\$15
SNB	satin bronze A	+\$15
SNC	satin carbon A	+\$15

Short Bin

YT800.



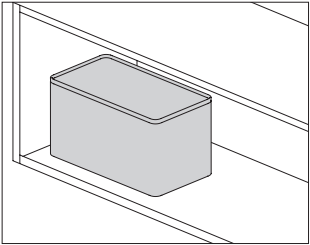
Product Information
Description
This short bin is designed to hold office tools and personal items. It is crafted of high gloss ABS plastic. It can stack on tall bins and boxes.
Notes
Order Formwork liner (YT550.) separately.
Dimensions



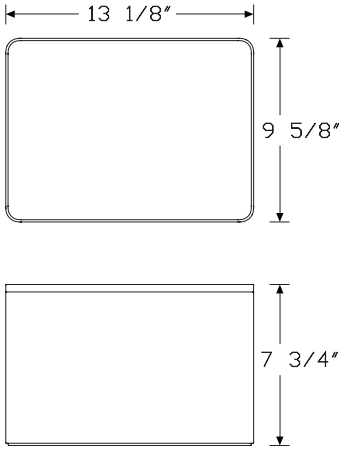
Specification Information
Step 1.
YT800. <input type="checkbox"/> A
Step 2. Lid Option
N no lid <input type="checkbox"/> A
L with lid <input type="checkbox"/> A
Prices for Steps 1-2.
YT800. N \$81
L \$115
Step 3. Finish
CRT concrete <input type="checkbox"/> A +\$0
NYX onyx <input type="checkbox"/> A +\$0

Tall Bin

YT810.



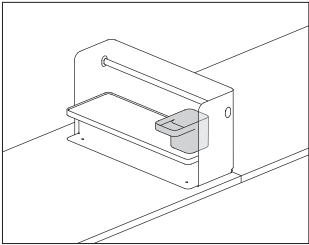
Product Information
Description
This tall bin is designed to hold office tools and personal items. It is crafted of high gloss ABS plastic. It can stack on short bins and boxes.
Notes
Order Formwork liner (YT550.) separately.
Dimensions



Specification Information		
Step 1.		
YT810.	<input type="checkbox"/> A	
Step 2. Lid Option		
N	no lid	<input type="checkbox"/> A
L	with lid	<input type="checkbox"/> A
Prices for Steps 1-2.		
YT810. N		\$139
L		\$170
Step 3. Finish		
CRT	concrete	<input type="checkbox"/> A +\$0
NYX	onyx	<input type="checkbox"/> A +\$0

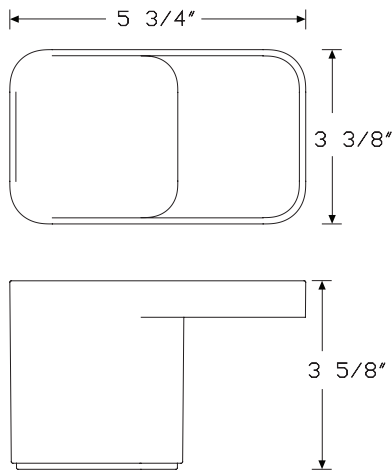
Square Pencil Cup

YT820.



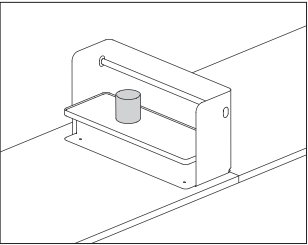
Product Information
Description
The pencil cup is designed to hold pencils, pens, markers, and office tools. It also has an integrated ledge for convenient storage of other small items. It is crafted of high gloss ABS plastic with a silicone base.
Dimensions

Specification Information		
Step 1.		
YT820.	<input type="text" value="A"/>	\$50
Step 2. Finish		
CRT	concrete <input type="text" value="A"/>	+\$0
NYX	onyx <input type="text" value="A"/>	+\$0



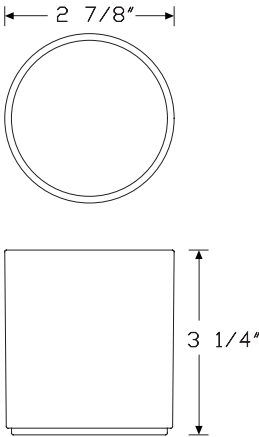
Round Pencil Cup

YT825.



Product Information
Description
The round pencil cup is designed to hold pencils, pens, markers, and office tools. It is crafted of high gloss ABS plastic.
Dimensions

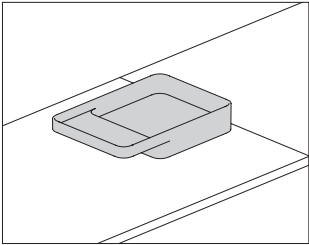
Specification Information		
Step 1.		
YT825.	<input type="text" value="A"/>	\$50
Step 2. Finish		
CRT	concrete <input type="text" value="A"/>	+\$0
NYX	onyx <input type="text" value="A"/>	+\$0



Thrive™ Work Tools

Tray

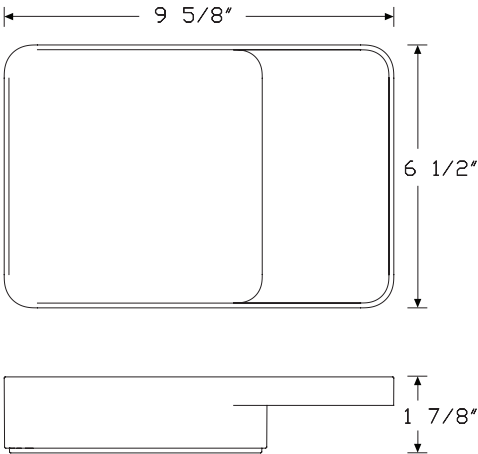
YT830.



Product Information

Description
This stackable tray is designed to hold small office tools and personal items, and has an integrated ledge for storage of other objects such as business cards or a pad of sticky notes. Tray is crafted of high gloss ABS plastic with a silicone base.

Dimensions



Specification Information

Step 1.

YT830. ☐ A

Step 2. Size

S small ☐ A

L large ☐ A

Prices for Steps 1-2.

YT830. S	\$53
L	\$67

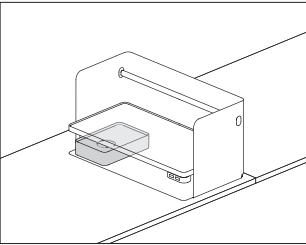
Step 3. Finish

CRT concrete ☐ A +\$0

NYX onyx ☐ A +\$0

Box

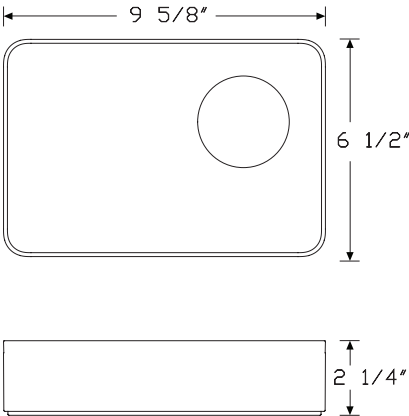
YT840.



Product Information

Description
This stackable box is designed to hold office tools and personal items, and has a cup for convenient storage of other objects such as paper clips, tacks, and loose change. It is crafted of high gloss ABS plastic with a silicone base.

Dimensions



Specification Information

Step 1.

YT840. ☐

Step 2. Size

S small ☐

L large ☐

Prices for Steps 1-2.

YT840. S	\$114
L	\$138

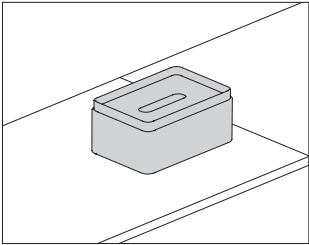
Step 3. Finish

CRT concrete ☐ +\$0

NYX onyx ☐ +\$0

Tissue Box

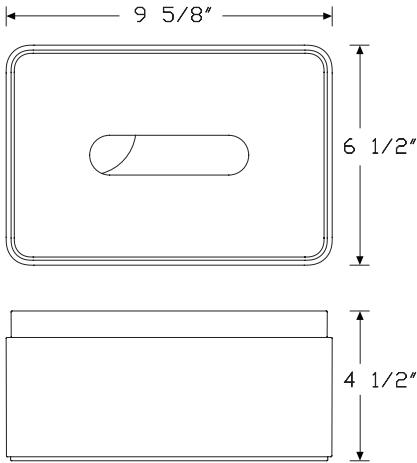
YT850.



Product Information

Description
The tissue box is crafted of high gloss ABS plastic with a silicone base.

Dimensions



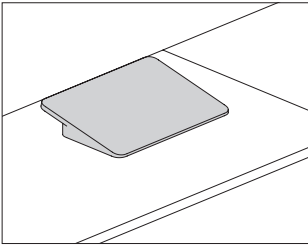
Specification Information

Step 1.
YT850. A \$131

Step 2. Finish
CRT concrete A +\$0
NYX onyx A +\$0

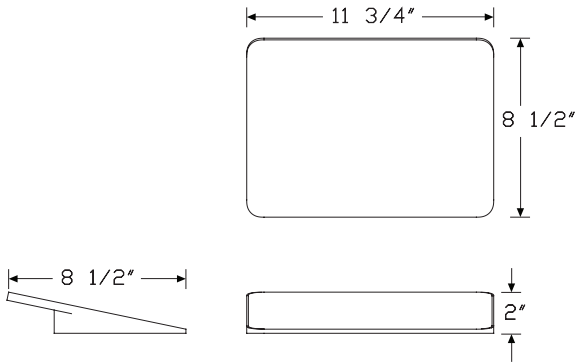
Media Stand

YT860.



Product Information
Description
The media stand supports tablets, notebooks, and small laptops. It is crafted of high gloss ABS plastic with a silicone top.
Dimensions

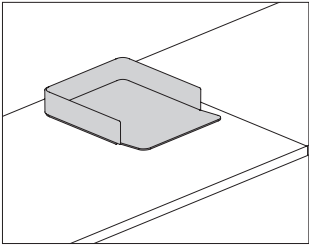
Specification Information		
Step 1.		
YT860.	<input type="text" value="A"/>	\$142
Step 2. Finish		
CRT	concrete <input type="text" value="A"/>	+\$0
NYX	onyx <input type="text" value="A"/>	+\$0



Thrive™ Work Tools

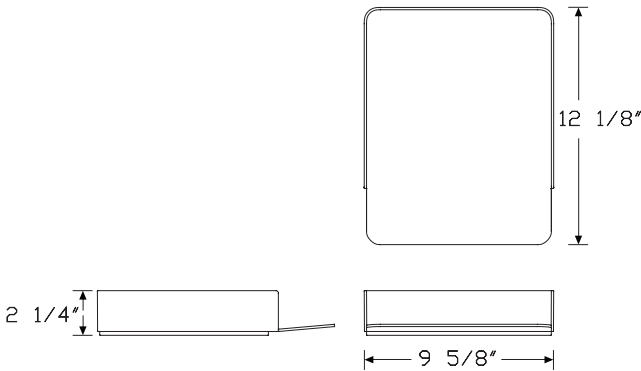
Paper Tray

YT870.



Product Information
Description
This stackable paper tray is crafted of high gloss ABS plastic.

Dimensions



Specification Information
Step 1.

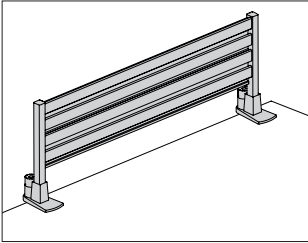
YT870. A \$65

Step 2. Finish

CRT concrete A +\$0
NYX onyx A +\$0

Surface-Attached Tool Rail

Y7100.



Product Information

Description

This all metal rail clamps to the edge of a freestanding surface. It has 4 forward facing slots for mounting. Accessories typically used on Ethospace® tiles and Action Office® rail tiles can be mounted on this surface attached tool rail.

Notes

Order accessories such as paper trays and shelves separately.

Surface clamp adjusts to fit surfaces 1/2" to 1 5/8" thick.

Gap on back side of surface will be 1" to allow for clamping bracket attachment.

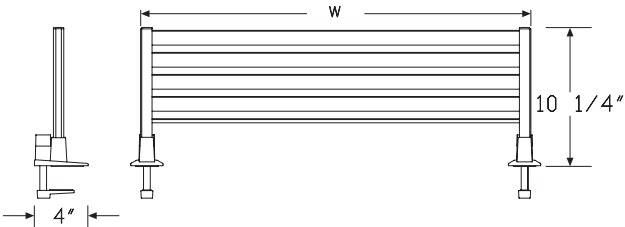
When using Canvas Metal Desk surfaces (FKS10., FKS21., FKS22., FKS31., FKS32., FKS34.) with modesty panel (FK700.) and/or hutch back panel (FK800.), specify Canvas metal desk mount (09) option.

There are 4 horizontal slots for hanging accessories on the 8" height unit. 8" height refers to tile height; overall height from top of surface is approximately 10".

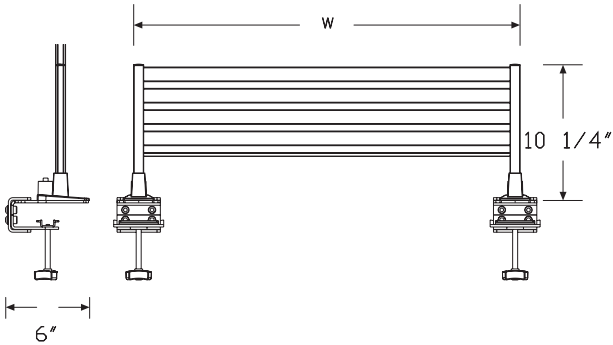
Usable hanging space approximately 3" less than overall width.

Not recommended for use with rail mounted monitor arms.

Dimensions



Surface-attached tool rail



Canvas Metal Desk mounting bracket

Specification Information

Step 1.

Y7100.

Step 2. Width

24 24" wide

30 30" wide

36 36" wide

Step 3. Height/Attachment

08 8" high with standard clamp

09 8" high with canvas metal desk mount

Prices for Steps 1-3.

	08	09
Y7100. 24	\$455	645
30	\$498	713
36	\$542	777

Step 4. Finish

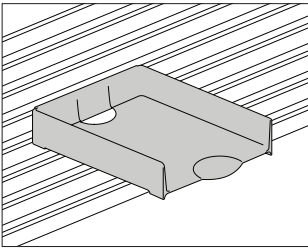
91 white +\$0

G2 graphite satin +\$0

MS metallic silver +\$0

Paper Tray

Y7216.



Product Information

Description

This plastic tray hangs from a rail or stands alone to horizontally store letter- or legal-size papers. It has 4 integrated feet on the bottom of the tray for standing on a surface or for stacking vertically.

Dimensions

Specification Information

Step 1.

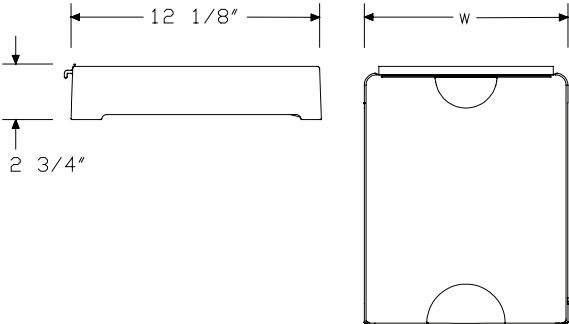
Y7216.

Step 2. Width		
10	10" wide	
16	16" wide	

Prices for Steps 1-2.		
Y7216. 10		\$48
16		\$63

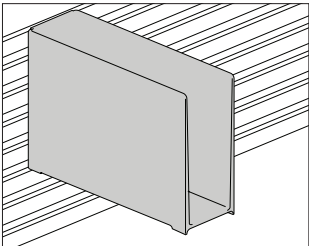
Step 3. Surface Finish		
91	white	+\$0
BU	black umber	+\$0
CL	cool grey neutral	+\$0
G1	graphite	+\$0
HF	inner tone light	+\$0
LT	light tone	+\$0
LU	soft white	+\$0
MT	medium tone	+\$0
WN	warm grey neutral	+\$0

Thrive™ Work Tools



Vertical Tray

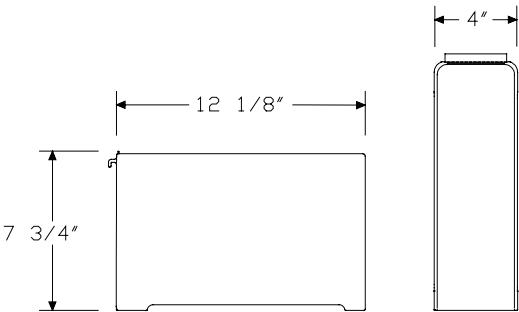
Y7217.



Product Information

Description
This plastic tray hangs from a rail or stands alone to vertically store papers, binders, and folders.

Dimensions



Specification Information

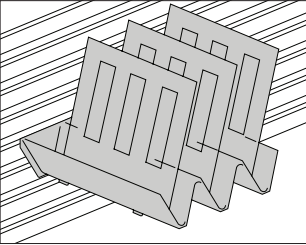
Step 1.
Y7217.4 \$57

Step 2. Surface Finish

91	white	+\$0
BU	black umber	+\$0
CL	cool grey neutral	+\$0
G1	graphite	+\$0
HF	inner tone light	+\$0
LT	light tone	+\$0
LU	soft white	+\$0
MT	medium tone	+\$0
WN	warm grey neutral	+\$0

Diagonal Tray

Y7218.



Product Information

Description

This plastic tray hangs from a rail or stands alone to store papers and folders. It has 3 dividers that move to support left- or right-handed activities.

Dimensions

Specification Information

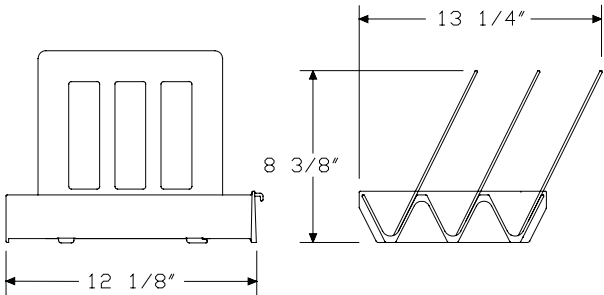
Step 1.

Y7218. \$79

Step 2. Surface Finish

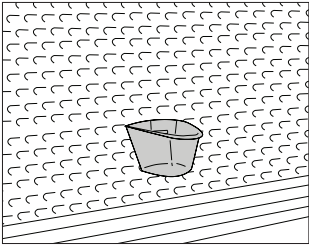
91	white	+\$0
BU	black umber	+\$0
CL	cool grey neutral	+\$0
G1	graphite	+\$0
HF	inner tone light	+\$0
LT	light tone	+\$0
LU	soft white	+\$0
MT	medium tone	+\$0
WN	warm grey neutral	+\$0

Thrive™ Work Tools



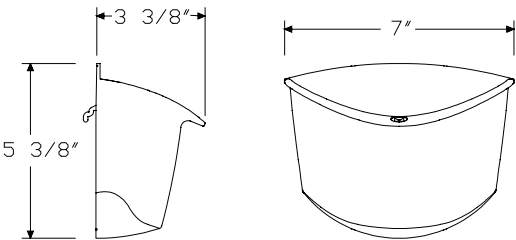
Pencil Holder

Y7233.



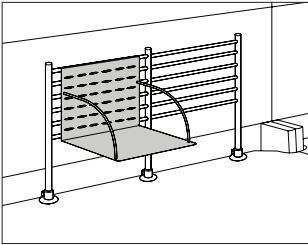
Product Information
Description
This bin hangs from a work tool support product. It holds pens, pencils, markers, a cell phone, or other small items. Finish is frosted.
Dimensions

Specification Information
Step 1.
Y7233. \$40



Binder Shelf

Y7312.

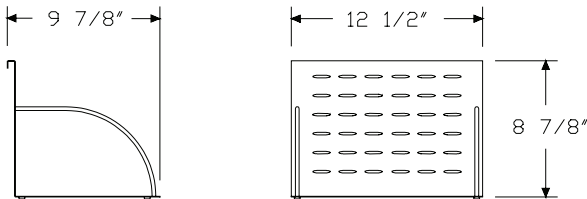


Product Information
Description
This 12"-wide shelf hangs from a rail to vertically store binders and books.
Dimensions

Specification Information	
Step 1.	
Y7312.12	\$241

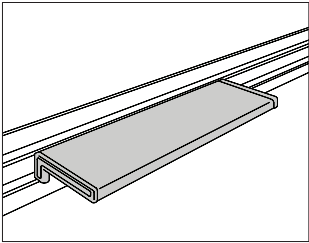
Step 2. Surface Finish		
8Q	folkstone grey	+\$0
BU	black umber	+\$0
CN	metallic champagne	+\$0
EH	metallic bronze	+\$0
G2	graphite satin	+\$0
HF	inner tone light	+\$0
LU	soft white	+\$0
MS	metallic silver	+\$0
MT	medium tone	+\$0
SG	slate grey	+\$0
WL	sandstone	+\$0

Thrive™ Work Tools

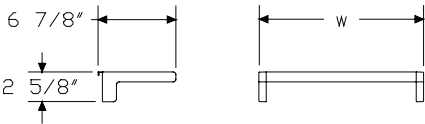


Mini-Shelf

Y7310.



Product Information
Description
This shelf hangs from a rail to hold or display small items.
Metallic silver (MS) shelf has cool grey neutral (CL) ends; metallic champagne (CN) and metallic bronze (EH) shelves have warm grey neutral (WN) ends.
Dimensions

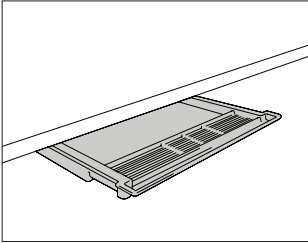


Specification Information
Step 1.
Y7310.
Step 2. Width
15 15" wide
24 24" wide
30 30" wide
Prices for Steps 1-2.
Y7310. 15 \$81
24 \$84
30 \$99
Step 3. Surface Finish
8Q folkstone grey +\$0
BU black umber +\$0
CL cool grey neutral +\$0
CN metallic champagne +\$0
EH metallic bronze +\$0
HF inner tone light +\$0
LU soft white +\$0
MS metallic silver +\$0
MT medium tone +\$0
SG slate grey +\$0
WL sandstone +\$0
WN warm grey neutral +\$0

Thrive™ Work Tools

Pencil Drawer

Y5010.

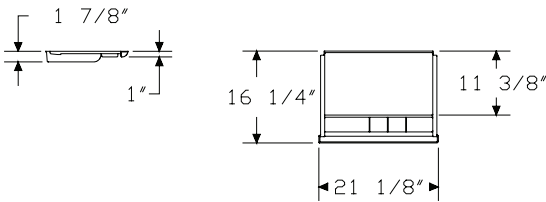


Product Information

Description

This plastic drawer mounts under a hanging or freestanding work surface to store pencils and other small items. Mounting hardware is included.

Dimensions



Specification Information

Step 1.

Y5010. \$73

Step 2. Surface Finish

8Q

folkstone grey

+\$0

BU

black umber

+\$0

HF

inner tone light

+\$0

LT

light tone

+\$0

LU

soft white

+\$0

MT

medium tone

+\$0

SG

slate grey

+\$0

WL

sandstone

+\$0

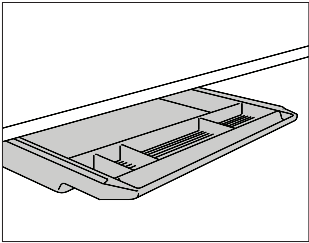
WN

warm grey neutral

+\$0

Metal Pencil Drawer

Y5012.

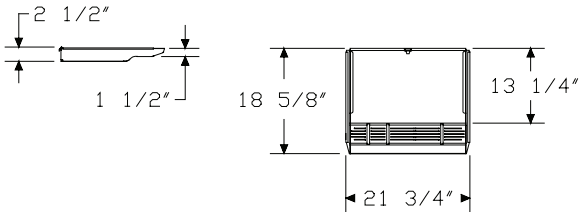


Product Information

Description

This metal drawer mounts under a hanging or freestanding work surface to store pencils and other small items. Mounting hardware is included.

Dimensions



Specification Information

Step 1.

Y5012.

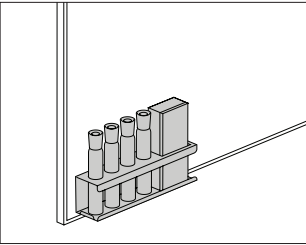
\$307

Step 2. Surface Finish

8Q	folkstone grey	+\$0
98	studio white	+\$0
BU	black umber	+\$0
HF	inner tone light	+\$0
LT	light tone	+\$0
LU	soft white	+\$0
MT	medium tone	+\$0
SG	slate grey	+\$0
WL	sandstone	+\$0
WN	warm grey neutral	+\$0

Marker/Eraser Holder

Y7231.



Product Information

Description

This metal holder includes 4 erasable markers and an eraser. It attaches to a vertical surface with hook-and-loop fastener, 2-sided tape, or magnetic tape (also included).

Dimensions

Specification Information

Step 1.

Y7231.

\$185

Step 2. Finish

91

white

+\$0

BK

black

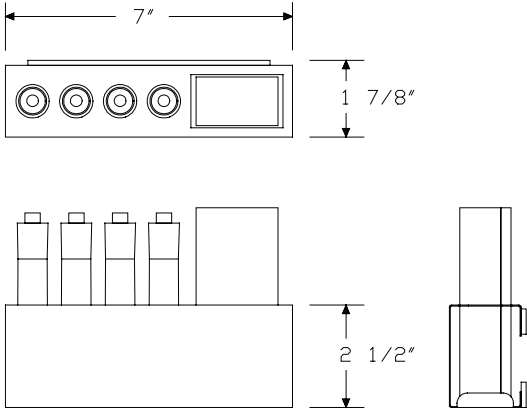
+\$0

MS

metallic silver

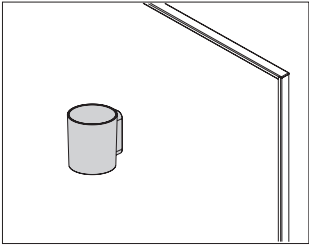
+\$0

Thrive™ Work Tools

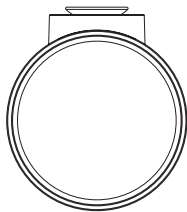


OE1 Marker Cup

Y7235.




Product Information
Description
This marker cup comes with 1 cup-style holder, 4 dry erase markers (1 each of black, red, blue, and green), and 1 microfiber towel. The cup attaches to a vertical, hard surface with suction cups or can sit flat on a worksurface.
Dimensions

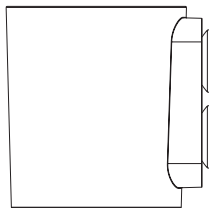


3 3/8"

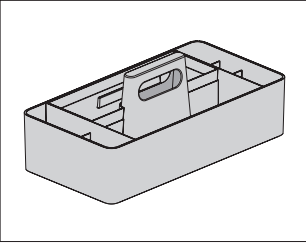
3 7/8"



3 7/8"



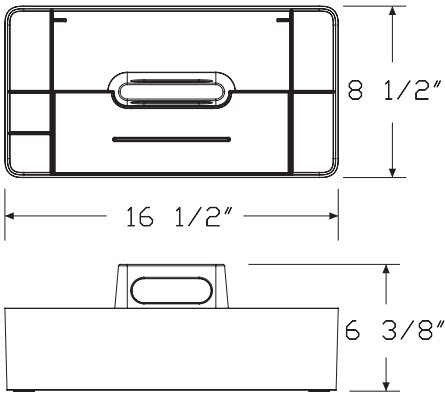
Specification Information		
Step 1.		
Y7235.		\$121
Step 2. Finish		
8Q	folkstone grey	+\$0
BK	black	+\$0
DB3	glacier	+\$5
DN2	nightfall	+\$5
DR1	canyon	+\$5
OLF	olive	+\$5



Product Information
Description
This molded plastic workbox comes in 1 size and fits onto an OE1 Storage Trolley.
Notes
Order OE1 storage trolley (HZ800., HZ82x., HZ83x.) separately.
Dimensions

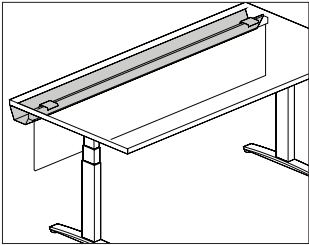
Specification Information
Step 1.
Y7236.
Step 2. Width
17 17" wide
Step 3. Depth
09 9" deep
Prices for Steps 1-3.
09
Y7236. 17
\$238
Step 4. Workbox Finish
8Q folkstone grey
DB3 glacier
DN3 nightfall lt
+\$0
+\$0
+\$0

Thrive™ Work Tools



Cable Trough

Y1200.

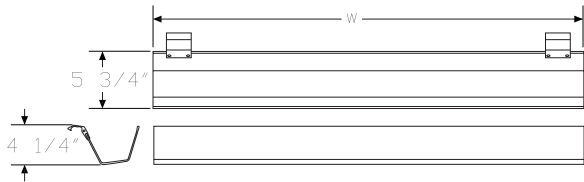


Product Information

Description
This trough attaches to a table, desk, peninsula, or work surface to hold and conceal cords and cables. It pivots down to allow easy access when laying cords inside, and can be specified with an optional modesty panel. The modesty panel has a fabric surface with aluminum top rail. Attachment hardware is included.

Notes
Specify trough to be equal to or less than the surface width.

Dimensions



Specification Information

Step 1.
Y1200.

Step 2. Width	
24	24" wide
30	30" wide
36	36" wide
42	42" wide
48	48" wide

Step 3. Modesty Panel Option	
N	no modesty panel
M	modesty panel

Prices for Steps 1-3.		
	N	M
Y1200. 24	\$380	485
30	\$415	545
36	\$455	595
42	\$499	650
48	\$536	706

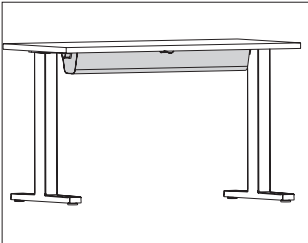
Step 4. Cable Trough Finish	
AN	clear anodized aluminum +\$0

Step 5. Modesty Panel Fabric	
<i>For modesty panel (M)</i>	
Price Category 4	+\$28

Thrive™ Work Tools

Hinged Cable Trough

Y1300.



Product Information

Description

This sheet metal trough is a stand-alone cable management tray that mounts to the underside of a work surface to hold and conceal cords and cables. It can be used with a Logic Mini unit for cord storage or used alone with cords routed through the ends of the trough. Trough holds cords in place when open.

Notes

Power strip (Y1500.) is intended to be housed inside the trough for additional power access.

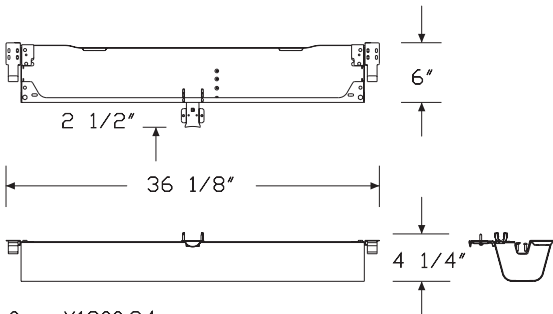
Hinged cable trough works best with a Motia® Vista™ height adjustable table (DV6GT.). Can be used on any other work surface that has the clearance for the overall dimensions listed below.

When specifying a 24"D×54"W table with legs inbound for under surface storage on both ends (2) option, the hinged cable trough option is not available. It is recommended to use the (Y1200.48N) cable trough, ordered separately.

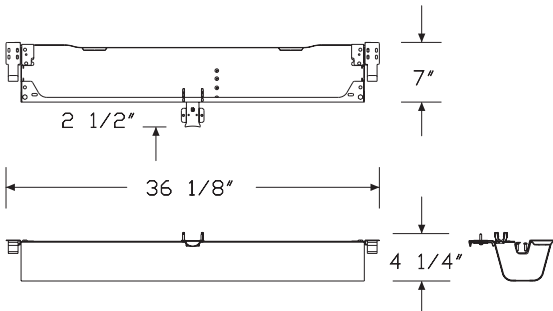
Order the following products separately:

- Power strip (Y1500.)
- Logic Mini (Y1414., Y1412.)

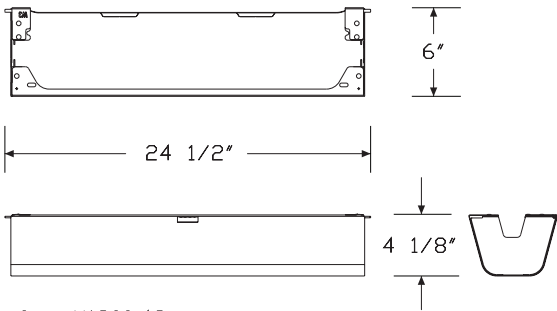
Dimensions



for Y1300.24



for Y1300.30



for Y1300.48

Hinged Cable Trough *continued*

Specification Information

Step 1.

Y1300. ☐

Step 2. Work Surface Depth

24 for use with 24" deep work surface ☐

30 for use with 30" deep work surface ☐

48 for use with a 24" or 30" deep x 48" wide Motia C-Leg Table ☐

Prices for Steps 1-2.

Y1300. 24	\$253
30	\$274
48	\$237

Step 3. Finish

Smooth Paint

8Q	folkstone grey <input type="checkbox"/>	+\$0
91	white <input type="checkbox"/>	+\$0
98	studio white <input type="checkbox"/>	+\$0
CL	cool grey neutral <input type="checkbox"/>	+\$0
WL	sandstone <input type="checkbox"/>	+\$0
WN	warm grey neutral <input type="checkbox"/>	+\$0

Sand Texture Paint

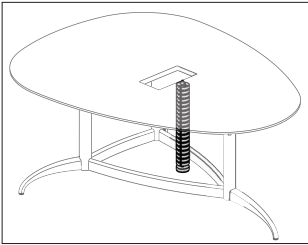
BK	black <input type="checkbox"/>	+\$0
G1	graphite <input type="checkbox"/>	+\$0

Metallic Paint

SNB	satin bronze <input type="checkbox"/>	+\$0
CN	metallic champagne <input type="checkbox"/>	+\$0
EH	metallic bronze <input type="checkbox"/>	+\$0
MS	metallic silver <input type="checkbox"/>	+\$0

Umbilical Riser, Wire Management Fixed Height

Y1430.



Product Information

Description

This riser routes power and data cords from the floor to the underside of a surface.

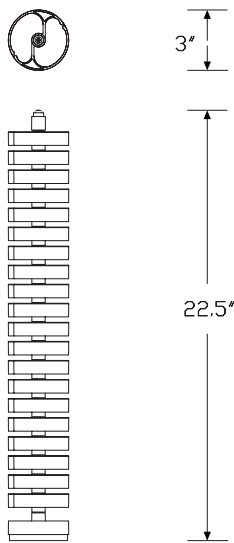
Notes

For use with 29"-high tables, specify seated height (S).

For use with 39"-high tables, specify collaboration height (C).

For data capacity, see cable management chart on Kiosk.

Dimensions



Specification Information

Step 1.

Y1430.

Step 2. Type

WF fixed height

Step 3. Table Height

S seated height

C collaboration height

Step 4. Attachment

G generic attachment

Prices for Steps 1-4.

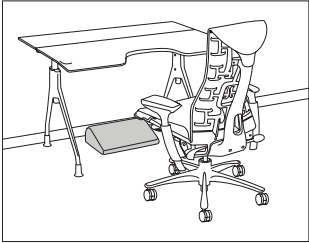
	G
Y1430. WF S	\$192
C	\$277

Step 5. Finish

613	silver <input type="text" value="A"/>	+\$0
91	white <input type="text" value="A"/>	+\$0
G1	graphite <input type="text" value="A"/>	+\$0
MS	metallic silver <input type="text" value="A"/>	+\$0

Foot Pillow

Y7760.



Product Information

Description

This pillow elevates and supports feet. It can be used with any work chair.

Notes

Customer's Own Material (COM) requires 1 yard. Customer's Own Leather (COL) requires 7 square feet. See Order Information in Appendices.

Dimensions

Specification Information

Step 1.

Y7760. \$400

Step 2. Fabric

See application chart and textiles list for fabric usage and numbers.
First 2 digits of number indicate fabric line; remaining digit(s) indicate fabric color.

Price Category 1 A +\$0

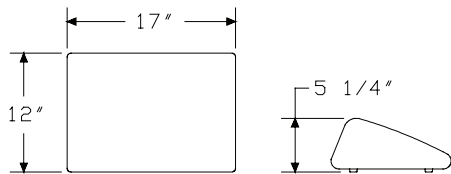
Price Category 2 +\$17

Price Category 3 +\$17

Price Category 4 +\$17

Price Category 7 A +\$22

Price Category 9 +\$113



Index by Product Name

Thrive™ Portfolio	
Accessory Shelf	page(s) 248
Adapter Plate - 100 mm to 200 mm	75
Ambit™ Cork Tray	255
Ambit™ Document Holder	256
Ambit™ Height Adjustable Table Screen, Metal	196
Ambit™ Height Adjustable Table Screen, PET	192
Ambit™ Height Adjustable Table Screen, Thin Profile Fabric	185
AV/VC One Base	94
AV/VC One Column Kit	93
AV/VC One Front Box Kit	96
AV/VC One Full Front Panel	97
AV/VC One Screen Mount Kit	95
AV/VC One Shelf	98
AV/VC One Technology Support Kit	92
Bag Hook	245
Beam-Mount Bracket, Wishbone Post	67
Binder Shelf	272
Box	262
Cable Trough	279
Cast Grommet	61
Connect™-Block Connector, 2-Circuit	149
Connect™-Block Connector, 4-Circuit	161
Connect™-Conduit Clamp	165
Connect™-Dual Junction Block Power Kit, 4-Circuit	153
Connect™-Dual Receptacle Power Kit, 2-Circuit	144
Connect™-Duplex Receptacle, 2-Circuit, 15 Amp	143
Connect™-Duplex Receptacle, 4-Circuit	159
Connect™-Ganging Bracket Kit	164
Connect™-Jumper, 2-Circuit	146
Connect™-Junction Block, 4-Circuit	157
Connect™-Junction Block Brackets, 4-Circuit	160
Connect™-Junction Block to Junction Block Jumper, 4-Circuit	155
Connect™ - Modular Power Entry, 2 Circuit, Architectural Wall	
Receptacle Box	142
Connect™-Modular Power Entry, 4 Circuit, Architectural Wall Junction	
Box	152
Connect™-Power Entry, 2-Circuit	141
Connect™-Power Entry, 4-Circuit	150
Connect™-Power Entry, 4-Circuit, New York City	151
Connect™-Power Entry with Plug End, 20 Amp	140
Connect™-Receptacle Brackets, 2-Circuit	148
Connect™-S100	126
Connect™-S200	127
Connect™-S300	128
Connect™ - S310 Electrical Unit with Connect Modular	
Connection	163

Connect™-S400	130
Connect™-S500	131
Connect™ - S720 - Connect Single Circuit Power Unit	134
Connect™ - S730 - Connect Single Circuit Power Unit	135
Connect™ - S740 - Connect Single Circuit Power Unit	136
Connect™ - S750 - Connect Single Circuit Power Unit	138
Connect™ Single Circuit Electrical By-Pass Jumper	133
Connect™ Single Circuit Electrical Power Entry	132
Connect™-Transition Jumper, 2- to 4-Circuit	162
Controlled Receptacle Decal (12 per sheet)	111
Cord Cleat	233
Diagonal Tray	270
Dual Flo® Surface Clamp Mount	60
Enhanced Back-To-Back Post Bracket	82
Fabric Modesty Panel	202
Fine Height Adjuster	74
Flo® Dual-Screen Monitor Arm - Clamp Mount	11
Flo® Layout Studio Attachment Pin	56
Flo® Low Profile Clamp	42
Flo® Modular Bracket - Bracket Only	77
Flo® Modular Monitor Arm Assembly	12
Flo® Plus Monitor Arm Assembly	16
Flo® Single Screen Monitor Arm - Arm Only	29
Flo® Single Screen Monitor Arm Bulk Pack	6
Flo® Single Screen Monitor Arm Bulk Pack - Arms Only	30
Flo® Single-Screen Monitor Arm Support	5
Flo® Through Mount with Rotation Stop	54
Flo® Two-Piece Clamp Mount	40
Flo® X Dual Mount Bar - Bar only	78
Flo® X Monitor Arm - Arm Only	32
Flo® X Monitor Arm - Assembly	14
Flo® X Multi Mount Handle	80
Flo® X Multi Mount Monitor Arm - Arm Only	33
Flo® X Triple Bar Extension Kit	79
Flo® X Two-Piece Clamp Mount - Clamp only	59
Flute™ Personal Light	216
Foot Pillow	283
Formwork Liner	242
Freestanding Shelf	228
Freestanding Shelf Liner	240
Friction Plate	76
Glass White Board	198
Hinged Cable Trough	280
JAW™ Adjustable CPU Holder	88
JAW™ Adjustable CPU Holder Assembly	86
Laminate Screen, Surface Attached	175
Laptop Mount	70

Index by Product Name *continued*

Large Organizer	221	Ode Freestanding Floor Lamp	218
Large Organizer Kit #1	252	Ode Surface-Integrated Lamp	219
Lima Expansion Monitor Arm - Arm Only	38	OE1 Marker Cup	277
Lima Laptop Mount	39	OE1 Metal Boundary Screen	211
Lima Monitor Arm Assembly	18	OE1 Movable Screen, Flat Edge	207
Logic C1000 Universal Clamp Mount Distributor	107	OE1 Movable Screen, Pari	203
Logic G1000 Grommet Mounted Electrical Distributor	109	OE1 Personal Hoodie, Single Pack	212
Logic G1200 Grommet Pass Thru	123	OE1 Personal Hoodie, Six Pack	213
Logic HD Cable Manager	124	OE1 Workbox	278
Logic Micro Tower	125	Ollin® Dual Bar Handle - Handle Only	81
Logic Mini	103	Ollin Dual Bar	8
Logic Mini Grommet	122	Ollin/Flo® Low Profile Clamp - Extended Height	68
Logic Mini - Vine	105	Ollin/Flo® Two-Piece Clamp Mount - Extended Height	41
Logic Reach™ Canvas Channel System Start	117	Ollin Laptop and Tablet Mount	71
Logic Reach™ Canvas Dock System Start	116	Ollin Laptop and Tablet Mount Assembly	9
Logic Reach™ Canvas Vista System Start	118	Ollin Laptop and Tablet Mount Weight Plate	72
Logic Reach™ Canvas Wall System Start	114	Ollin Single Screen Monitor Arm - Arm Only	31
Logic Reach™ Electrical Hub	121	Ollin Single-Screen Monitor Arm Support	7
Logic Reach™ Floor Start	113	Ondo Clamp Cover	49
Logic Reach™ Overlay System Start	119	Ondo Connectivity Module	43
Logic Reach™ Under Carpet Track	120	Ondo Connectivity Module - Worksurface Mount Assembly	45
Logic Reach™ Wall Start	112	Ondo Laptop Cable	51
LOOP™ Adjustable CPU Holder	87	Ondo Module	47
LOOP™ Adjustable CPU Holder Assembly	85	Ondo Post Clamp Spacer	52
LOOP™ Micro	69	Ondo Worksurface Mount - Mount Only	53
Low-Profile Clamp	66	Organizer Liner	237
Magnetic Document Clip	229	Oripura Laptop Stand	84
Magnetic Marker Board	235	Paper Tray	265, 268
Marker/Eraser Holder	276	Pari Screen, Height Adjustable Tables	167
Media Stand	264	Pencil Drawer	274
Metal Board, Screen Attached	178	Pencil Holder	271
Metal Marker Board, Fabric Screen Attached	180	Performance Rail Clamp	57
Metal Marker Board, Screen Attached	181	Personal Side Screen	170
Metal Pencil Drawer	275	Personal Side Screen, Rectangular	174
Metal Straight Screen, Surface Attached with Modesty	223	Power Plug Strip	166
Mini-Shelf	273	Rare Earth Magnets	199
Mobile Bag Catch	247	Rod Bookend	234
Mobile Bag Catch Base Liner	243	Round Pencil Cup	260
Mobile Bag Catch Shelf Liner	244	Shelf	224
Modesty Panel	200	Shelf Backdrop	226
Monitor Platform Shelf	227	Shelf Liner	238
Monitor Platform Shelf Liner	239	Short Bin	257
Monitor Platform Stand Kit #1	254	Slim Screen	222
Monto Sit Stand Riser	99	Slim Screen Liner	241
Name Tag	230	Small Organizer	220
Name Tag Clip	177	Small Organizer Kit #1	250
Ode Desk Lamp	217	Squared-Edge Corner Wedge	90

Index by Product Name *continued*

Square Pencil Cup	259
Surface-Attached Screen, Flat Edge	171
Surface-Attached Tool Rail	266
Surface Clamp	236
Tall Bin	258
Through-Surface Mounting Bracket, 1 3/8"	63
Through-Surface Mounting Bracket, 3"	64
Tissue Box	263
Tone™ Personal Light	214
Tone™ Single-Arm Personal Light	215
Track Mount CPU Enclosure	102
Track Mount Small Cradle CPU Support	101
Tray	261
Umbilical Riser, Wire Management Fixed Height	282
Universal CPU Holder Slide & Rotate Kit	89
USB Power Module	232
Vertical Tray	269
Vista Modesty Screen - Double Sided, Height Adjustable Table	184
Vista Privacy + Modesty Screen - Double Sided, Height Adjustable Table	183
Wishbone® C-Post with Quick Release	36
Wishbone® Dual Bar Monitor Arm Assembly	23
Wishbone® Dual-Screen Monitor Arm Assembly	20
Wishbone® Monitor Arm	35
Wishbone® Plus Dual-Screen Monitor Arm Assembly	26
Wishbone® Plus Monitor Arm	37
Wishbone® Plus Quad-Screen Monitor Arm Assembly	27
Wishbone® Plus Single-Screen Monitor Arm Assembly	25
Wishbone® Post	73
Wishbone® Post High Load Top-Surface Mounting Clamp	65
Wishbone® Post Top-Mounting Surface Clamp	62
Wishbone® Quad-Screen Monitor Arm Assembly	21
Wishbone® Single-Screen Monitor Arm Assembly	19
Wishbone Dual Bar - Bar Only	83
Wishbone Post Performance Rail Clamp	58

Index by Product Number

G9999. Controlled Receptacle Decal (12 per sheet)	page(s) 111
IH353. Ambit™ Cork Tray	255
Y1113. Modesty Panel	200
Y1114. Fabric Modesty Panel	202
Y1116. Pari Screen, Height Adjustable Tables	167
Y1117. Personal Side Screen	170
Y1118. Surface-Attached Screen, Flat Edge	171
Y1119. Personal Side Screen, Rectangular	174
Y1120. Laminate Screen, Surface Attached	175
Y1121. Name Tag Clip	177
Y1122. Metal Board, Screen Attached	178
Y1123. Metal Marker Board, Fabric Screen Attached	180
Y1124. Metal Marker Board, Screen Attached	181
Y1130. Vista Privacy + Modesty Screen - Double Sided, Height Adjustable Table	183
Y1131. Vista Modesty Screen - Double Sided, Height Adjustable Table	184
Y1141. OE1 Movable Screen, Pari	203
Y1142. OE1 Movable Screen, Flat Edge	207
Y1143. OE1 Metal Boundary Screen	211
Y1148. OE1 Personal Hoodie, Single Pack	212
Y1148. OE1 Personal Hoodie, Six Pack	213
Y1150. Ambit™ Height Adjustable Table Screen, Thin Profile Fabric	185
Y1155. Ambit™ Height Adjustable Table Screen, PET	192
Y1160. Ambit™ Height Adjustable Table Screen, Metal	196
Y1200. Cable Trough	279
Y1300. Hinged Cable Trough	280
Y1321. Connect™-S100	126
Y1322. Connect™-S200	127
Y1323. Connect™-S300	128
Y1324. Connect™-S400	130
Y1325. Connect™-S500	131
Y1329. Connect™ - S310 Electrical Unit with Connect Modular Connection	163
Y1338. Connect™-Ganging Bracket Kit	164
Y1339. Connect™-Conduit Clamp	165
Y1340. Connect™-Dual Receptacle Power Kit, 2-Circuit	144
Y1341. Connect™-Power Entry, 2-Circuit	141
Y1342. Connect™-Power Entry with Plug End, 20 Amp	140
Y1343. Connect™-Jumper, 2-Circuit	146
Y1344. Connect™-Block Connector, 2-Circuit	149
Y1345. Connect™-Duplex Receptacle, 2-Circuit, 15 Amp	143
Y1347. Connect™-Receptacle Brackets, 2-Circuit	148
Y1349. Connect™ - Modular Power Entry, 2 Circuit, Architectural Wall Receptacle Box	142
Y1350. Connect™-Dual Junction Block Power Kit, 4-Circuit	153

Y1351. Connect™-Power Entry, 4-Circuit	150
Y1352. Connect™-Power Entry, 4-Circuit, New York City	151
Y1353. Connect™-Junction Block to Junction Block Jumper, 4-Circuit	155
Y1354. Connect™-Block Connector, 4-Circuit	161
Y1355. Connect™-Duplex Receptacle, 4-Circuit	159
Y1356. Connect™-Transition Jumper, 2- to 4-Circuit	162
Y1357. Connect™-Junction Block Brackets, 4-Circuit	160
Y1358. Connect™-Junction Block, 4-Circuit	157
Y1359. Connect™-Modular Power Entry, 4 Circuit, Architectural Wall Junction Box	152
Y1372. Connect™ - S720 - Connect Single Circuit Power Unit	134
Y1373. Connect™ - S730 - Connect Single Circuit Power Unit	135
Y1374. Connect™ - S740 - Connect Single Circuit Power Unit	136
Y1375. Connect™ - S750 - Connect Single Circuit Power Unit	138
Y1377. Connect™ Single Circuit Electrical Power Entry	132
Y1378. Connect™ Single Circuit Electrical By-Pass Jumper	133
Y1412. Logic Mini Grommet	122
Y1414. Logic Mini	103
Y1415. Logic Mini - Vine	105
Y1420. Logic G1200 Grommet Pass Thru	123
Y1423. Logic C1000 Universal Clamp Mount Distributor	107
Y1424. Logic HD Cable Manager	124
Y1425. Logic G1000 Grommet Mounted Electrical Distributor	109
Y1430. Umbilical Riser, Wire Management Fixed Height	282
Y1450. Logic Reach™ Wall Start	112
Y1451. Logic Reach™ Floor Start	113
Y1460. Logic Reach™ Canvas Wall System Start	114
Y1461. Logic Reach™ Canvas Dock System Start	116
Y1462. Logic Reach™ Canvas Channel System Start	117
Y1464. Logic Reach™ Canvas Vista System Start	118
Y1465. Logic Reach™ Overlay System Start	119
Y1470. Logic Reach™ Under Carpet Track	120
Y1480. Logic Reach™ Electrical Hub	121
Y1490. Logic Micro Tower	125
Y1500. Power Plug Strip	166
Y2091. Squared-Edge Corner Wedge	90
Y5010. Pencil Drawer	274
Y5012. Metal Pencil Drawer	275
Y6470. Flute™ Personal Light	216
Y6480. Tone™ Personal Light	214
Y6481. Tone™ Single-Arm Personal Light	215
Y6485. Ode Desk Lamp	217
Y6486. Ode Freestanding Floor Lamp	218
Y6487. Ode Surface-Integrated Lamp	219
Y7100. Surface-Attached Tool Rail	266
Y7216. Paper Tray	268

Index by Product Number *continued*

Y7217. Vertical Tray	269	Y92090 Flo® Single Screen Monitor Arm - Arm Only	29
Y7218. Diagonal Tray	270	Y92092 Flo® Two-Piece Clamp Mount	40
Y7231. Marker/Eraser Holder	276	Y92098 Performance Rail Clamp	57
Y7232. Glass White Board	198	Y92099 Wishbone Post Performance Rail Clamp	58
Y7233. Pencil Holder	271	Y92100 Dual Flo® Surface Clamp Mount	60
Y7234. Rare Earth Magnets	199	Y92103 Flo® Modular Bracket - Bracket Only	77
Y7235. OE1 Marker Cup	277	Y92104 Wishbone Dual Bar - Bar Only	83
Y7236. OE1 Workbox	278	Y92105 Flo® Through Mount with Rotation Stop	54
Y7310. Mini-Shelf	273	Y92106 Flo® Low Profile Clamp	42
Y7312. Binder Shelf	272	Y92110 Ondo Connectivity Module	43
Y7760. Foot Pillow	283	Y92111 LOOP™ Micro	69
Y91011 Wishbone® Single-Screen Monitor Arm Assembly	19	Y92112 Ondo Connectivity Module - Worksurface Mount Assembly	45
Y91012 Wishbone® Dual-Screen Monitor Arm Assembly	20	Y92120 Flo® Single Screen Monitor Arm Bulk Pack - Arms Only	30
Y91015 Wishbone® Quad-Screen Monitor Arm Assembly	21	Y92200 Ondo Module	47
Y91016 Wishbone® Dual Bar Monitor Arm Assembly	23	Y92201 Ondo Clamp Cover	49
Y91021 Wishbone® Plus Single-Screen Monitor Arm Assembly	25	Y92202 Ondo Laptop Cable	51
Y91022 Wishbone® Plus Dual-Screen Monitor Arm Assembly	26	Y92203 Ondo Post Clamp Spacer	52
Y91025 Wishbone® Plus Quad-Screen Monitor Arm Assembly	27	Y92204 Ondo Worksurface Mount - Mount Only	53
Y91103 JAW™ Adjustable CPU Holder Assembly	86	Y93000 Monto Sit Stand Riser	99
Y91104 LOOP™ Adjustable CPU Holder Assembly	85	Y93001 Ollin/Flo® Two-Piece Clamp Mount - Extended Height	41
Y91171 Flo® Single-Screen Monitor Arm Support	5	Y93002 Ollin/Flo® Low Profile Clamp - Extended Height	68
Y91174 Flo® Plus Monitor Arm Assembly	16	Y94100 Track Mount Small Cradle CPU Support	101
Y91175 Flo® Dual-Screen Monitor Arm - Clamp Mount	11	Y94102 Track Mount CPU Enclosure	102
Y91177 Laptop Mount	70	Y95000 Ollin Single Screen Monitor Arm - Arm Only	31
Y91180 Flo® Modular Monitor Arm Assembly	12	Y95011 Ollin Laptop and Tablet Mount	71
Y91182 Flo® Single Screen Monitor Arm Bulk Pack	6	Y95012 Ollin Laptop and Tablet Mount Weight Plate	72
Y91195 Flo® X Monitor Arm - Assembly	14	Y95111 Ollin Single-Screen Monitor Arm Support	7
Y92000 Wishbone® Monitor Arm	35	Y95112 Ollin Laptop and Tablet Mount Assembly	9
Y92001 Wishbone® Post	73	Y95122 Ollin Dual Bar	8
Y92007 Wishbone® Plus Monitor Arm	37	Y95123 Ollin® Dual Bar Handle - Handle Only	81
Y92009 Enhanced Back-To-Back Post Bracket	82	Y96000 AV/VC One Column Kit	93
Y92024 Fine Height Adjuster	74	Y96001 AV/VC One Base	94
Y92026 Wishbone® C-Post with Quick Release	36	Y96002 AV/VC One Screen Mount Kit	95
Y92038 Universal CPU Holder Slide & Rotate Kit	89	Y96003 AV/VC One Front Box Kit	96
Y92040 JAW™ Adjustable CPU Holder	88	Y96004 AV/VC One Full Front Panel	97
Y92041 LOOP™ Adjustable CPU Holder	87	Y96005 AV/VC One Shelf	98
Y92050 Cast Grommet	61	Y96111 AV/VC One Technology Support Kit	92
Y92052 Wishbone® Post Top-Mounting Surface Clamp	62	Y97002 Lima Laptop Mount	39
Y92054 Through-Surface Mounting Bracket, 1 3/8"	63	Y97211 Lima Monitor Arm Assembly	18
Y92055 Through-Surface Mounting Bracket, 3"	64	Y97212 Lima Expansion Monitor Arm - Arm Only	38
Y92057 Beam-Mount Bracket, Wishbone Post	67	Y98000 Flo® X Monitor Arm - Arm Only	32
Y92071 Wishbone® Post High Load Top-Surface Mounting Clamp	65	Y98001 Flo® X Multi Mount Monitor Arm - Arm Only	33
Y92075 Oripura Laptop Stand	84	Y98002 Flo® X Dual Mount Bar - Bar only	78
Y92079 Low-Profile Clamp	66	Y98003 Flo® X Triple Bar Extension Kit	79
Y92082 Adapter Plate - 100 mm to 200 mm	75	Y98004 Flo® X Multi Mount Handle	80
Y92085 Friction Plate	76	Y98005 Flo® X Two-Piece Clamp Mount - Clamp only	59
Y92089 Flo® Layout Studio Attachment Pin	56		

Index by Product Number *continued*



YT100. Small Organizer	220
YT150. Large Organizer	221
YT200. Slim Screen	222
YT250. Metal Straight Screen, Surface Attached with Modesty	223
YT300. Shelf	224
YT310. Shelf Backdrop	226
YT320. Monitor Platform Shelf	227
YT330. Freestanding Shelf	228
YT400. Magnetic Document Clip	229
YT410. Name Tag	230
YT420. USB Power Module	232
YT430. Cord Cleat	233
YT440. Rod Bookend	234
YT450. Magnetic Marker Board	235
YT460. Surface Clamp	236
YT500. Organizer Liner	237
YT510. Shelf Liner	238
YT520. Monitor Platform Shelf Liner	239
YT530. Freestanding Shelf Liner	240
YT540. Slim Screen Liner	241
YT550. Formwork Liner	242
YT560. Mobile Bag Catch Base Liner	243
YT565. Mobile Bag Catch Shelf Liner	244
YT700. Bag Hook	245
YT710. Mobile Bag Catch	247
YT715. Accessory Shelf	248
YT716. Ambit™ Document Holder	256
YT800. Short Bin	257
YT810. Tall Bin	258
YT820. Square Pencil Cup	259
YT825. Round Pencil Cup	260
YT830. Tray	261
YT840. Box	262
YT850. Tissue Box	263
YT860. Media Stand	264
YT870. Paper Tray	265
YT900. Small Organizer Kit #1	250
YT910. Large Organizer Kit #1	252
YT920. Monitor Platform Stand Kit #1	254



20-Day or Less/Assigned Lead-Time Order Information

20-Day or Less and Assigned Lead-Time Programs

20-day or less and assigned lead-time products are designed for established Herman Miller dealers with pre-approved credit.

Products are distributed from multiple manufacturing facilities across the United States. All products and options not designated by an Assigned Lead-Time icon  will ship in 20 business days or less after being acknowledged by Herman Miller. Products and options designated by an  are on the assigned lead-time program and will ship in 20 days, less than 20 days, or more than 20 days from order acknowledgement.

Ordering Procedure

Please place orders through Order Manager. If this is not available to you, place orders through mail or fax. Verbal purchase orders will not be accepted.

Order Entry fax number for Meridian®

Filing and Storage: (616) 846 9236.

Order Entry fax number for all other products:

(616) 654 3085.

For more information, contact your Customer Care representative at: (866) 854 3048 ext 3400.

Shipments and Delivery

Per Herman Miller Terms and Conditions.

Changes and Cancellation

Per Herman Miller Terms and Conditions.



Customer's Own Material Order Information — Workspaces

Customer's Own Material

Program Overview

The Customer's Own Material (COM) program gives you the option of using textiles other than those listed. Herman Miller will test textiles for application to Herman Miller products and will process orders for those with approved COM textiles only. COM textiles are on assigned lead times.

Omni lists an overview of fabrics that have been tested and indicates whether or not they were approved for application to Herman Miller products.

Specific information on the terms and conditions, testing, approval, and ordering process for COM is listed below. Questions about the COM program and requests for assistance may be directed to your COM representative at:

(616) 654 3400

(866) 854 3048 ext 6543400

Customer's Own Material Warranty

Herman Miller does not warrant COM textiles. COM textiles are tested for application only; they are not tested for performance. The Herman Miller warranty does apply to the underlying products.

Suppliers of COM textiles are responsible for color consistency within commercial tolerances, UV stability, and resistance to soiling and perspiration.

Customer's Own Material Pricing

COM is a Category 1 fabric. There are no application charges for COM fabrics.

Ordering and payment for COM textile yardage are the responsibility of the customer and the textile supplier.

If desired, Herman Miller will purchase COM textiles directly from Maharam, Camira, C.F. Stinson, Guilford of Maine, Luna Textiles, Momentum Textiles and Ultrafabrics to simplify ordering and shipment. For this service, refer to the Supplier Connection program in Omni.

Application Note

Herman Miller does not guarantee that Customer's Own Material (COM) fabric patterns will align across panels/tiles or from one screen to the next. We also do not guarantee that COM fabric designs will be positioned consistently in the same location across several panels, tiles, or screens.

Textile Approval

1. Select a COM textile and a Herman Miller product.
2. If your textile does not show as tested in Omni, submit a request. You will be required to select a specific color of the textile and feature of the product to test, i.e., seat, back, etc.
3. Herman Miller will notify you of approval or disapproval within 4 days from receipt of the test yardage.

Ordering Products with COM

1. Refer to the specific products to determine the yardage required for COM textiles.
Note: Yardage requirements are based on nondirectional, 54"-wide textiles. 66"-wide textiles are needed for application on 60"-wide products. Additional yardage may be needed due to the unique characteristics of a textile.
2. Obtain the COM ID# in Omni. If the color you are ordering does not have a COM ID# assigned, click "Create ID".
3. Enter your order on Order Manager in Omni.
4. Upon receipt of your purchase order, Herman Miller will send you a PO acknowledgment.
5. Arrangements must be made for the textiles to be shipped from the supplier to Herman Miller for application to the Herman Miller products. Textiles must be tagged with the assigned identification number and the roll yardage quantity. See Omni for shipping procedures and current shipping addresses or contact a COM representative at (616) 654 3400 or (866) 854 3048 ext 6543400.
Products will be scheduled for production when COM textiles are received at Herman Miller. Standard lead times in effect at that time will apply.

Note: If textiles are to be purchased directly by Herman Miller through the Supplier Connection program, Herman Miller will handle the ordering and shipping process and will schedule your order for production upon receipt of your purchase order (dependent on textile availability). Refer to the Supplier Connection program for more information.

Supplier Connection

Program Overview

The Supplier Connection program is a service offered by Herman Miller to purchase approved COM textiles directly from Maharam, Camira, C.F. Stinson, Guilford of Maine, Luna Textiles, Momentum Textiles and Ultrafabrics. When you select a textile through this program, Herman Miller will facilitate the ordering, scheduling, and shipment of the textile directly with the supplier.

Suppliers included in the Supplier Connection program keep an active inventory of textiles that are pre-approved for application to Herman Miller products. Pre-approval applies only to the suitability of a textile for manufacturing and application to a Herman Miller product. Omni provides an overview of fabrics that have been tested and indicates whether or not they were approved for application to Herman Miller products.

Specific information on the terms and conditions, testing, approval, and ordering process for the Supplier Connection program is listed below. Questions and requests for assistance may be directed to your COM representative at:
(616) 654 3400
(866) 854 3048 ext 6543400

Supplier Connection Warranty

Textiles purchased by Herman Miller through the Supplier Connection program are COM and are not warranted by Herman Miller. COM textiles are tested for application only; they are not tested for performance. The Herman Miller warranty does apply to the underlying products.

Suppliers of COM textiles are responsible for color consistency within commercial tolerances, UV stability, and resistance to soiling and perspiration.

Supplier Connection Pricing

Textiles purchased by Herman Miller through the Supplier Connection program are COM. COM is a Category 1 fabric. There are no application charges for COM fabrics.

Payment for textiles purchased by Herman Miller through the Supplier Connection program is the responsibility of the customer or dealer. Herman Miller will invoice the order at a total product cost based on the supplier’s price published at the time of the order.

Textile Approval

- 1. Select a COM textile and a Herman Miller product.
- 2. If your textile does not show as tested in Omni, submit a request. You will be required to select a specific color of the textile and feature of the product to test, i.e., seat, back, etc.
- 3. Herman Miller will notify you of approval or disapproval within 4 days from receipt of the test yardage.

Ordering Products with Supplier Connection COM

- 1. Identify and include the following information on your purchase order:
 - Product number and option
 - Herman Miller’s COM identification number
- 2. Enter your order on Order Manager in Omni.
- 3. Upon receipt of the purchase order, Herman Miller will process your order and send you a PO acknowledgment. Herman Miller will determine the yardage required to produce your product and will order and schedule for delivery the required textile. Standard lead times in effect at the time the textile is allocated at the supplier will apply to products ordered through this program.

- *Available*

A *Assigned lead-time textile.*

A *Maharam textiles are on assigned lead times.*

See page 2 for exception notes.

[illegible]

Application Note: Herman Miller cannot guarantee material/pattern alignment in adjacent products. For example, a fabric's pattern may not align from one screen to the next, or from one panel to the next.

* Available in select colors on 20-day lead-time. Refer to "Maharam Colors - Workspaces" for 20-day colors.

- 1 Refer to price book appendices and Omni for COM information.
2 Available on all products except 54" and 60" wide.
3 Not available on AO partial-glazed panels.
4 Not available on Action Office (AO®) acoustical panels.
5 (8R_), (8T_), (85_), and (5S_) not available on AO acoustical panels and not available on 54"- or 60"-wide products.
6 Not available on Action Office (AO®) connectors, cable management, and spacers.
7 Not available on AO acoustical panels; not available on AO2 cable management panel face.
8 Available in select colors. See the "Proprietary Textile Colors — Workspaces" appendix.
12 Not available on Ethospace tackable tiles.
16 Not available on Canvas E-style storage.
18 Available on seating products in select colors. See the "Proprietary Textile Colors — Seating" appendix.
20 Not available on Canvas E-style storage or 60"-wide B-style storage.
21 Not available on Ethospace connectors and cable management tiles.
22 Not available as railroaded application option for Chain (2V00) on Canvas Extended Width Tiles.

Textile Colors

Price Category 1

Customer's Own Material
See Order Information in Appendices. Assigned lead-time textile. [A](#)

8Z Pellicle®
Seating
For New Aeron® Chairs
56% elastomeric
44% polyester
23101 Mineral
23102 Carbon
23103 Graphite

AireWeave™ 2
Seating
For Mirra® 2 Chairs
67% elastomeric
33% antimony-free polyester
1A701 Alpine
1A702 Slate Grey
1A703 Graphite
1A704 Lime Green
1A705 Cappuccino
1A706 Urban Orange
1A707 Dark Turquoise
1A708 Twilight

Chain
Workspaces
66" wide
100% recycled polyester
with 12% ocean bound plastic
2V01 Pearl
2V02 Oyster
2V03 Wheat
2V04 Linen
2V05 Wicker
2V06 Bamboo
2V07 Sage
2V08 Spring Wood
2V09 Iceberg

Crossing
Seating/Workspaces
54" wide
86% antimony-free polyester
14% polyester
8T03 Wicker *
8T04 Porcelain *
8T05 Warm Grey *
8T10 Tomato
8T17 Cerulean
8T18 Indigo
8T19 Shale *
8T22 Tin *
8T23 Graphite
8T24 Black

Crossing
Workspaces
For workspaces products only.
54" wide
86% antimony-free polyester
14% polyester
8501 Ivory *
8502 Oyster *

* Colors available on Exclave®
Video-friendly Tackable Boards
and Stowage Tackable Backdrop

Dex
Ancillary/Seating/Workspaces
54" wide
67% recycled polyester
33% polyester
3DE01 Frost
3DE02 Silver Pine
3DE03 Stone
3DE04 Shale
3DE05 Charcoal
3DE06 Gossamer
3DE07 Pine

Duo
Seating
For Lino™ Chairs
52% polyester
48% elastomeric
4RM01 Mineral
4RM02 Poppy
4RM03 Green Leaf
4RM04 Jade
4RM05 Shadow
4RM06 Graphite

Flexnet™
Seating
For Caper® Chairs
69% elastomeric
31% polyester
6V01 Black
6V02 Silver Grey

Grasscloth
Workspaces
66" wide
100% recycled polyester
with 11% ocean bound plastic
2I01 Silver Birch
2I02 Pampas
2I03 Sedge
2I07 Lea
2I08 Taro
2I09 Steam Grey
2I13 Gravel

Intercept
Seating
For Cosm™ Chairs
60% elastomeric
40% polyester
84501 Graphite
84502 Carbon
84503 Mineral
84504 Nightfall
84505 Glacier
84506 Canyon

Interweave 2
Seating
For Verus™ Chairs
65% elastomeric
35% polyester
36501 Iceberg
36502 Poppy
36503 Beachglass
36504 Blue Grotto
36505 Slate
36506 Shale

Lyris 2™
Seating
For Setu® Chairs
74% elastomeric
26% polyester
4W21 Alpine
4W23 Chartreuse
4W25 Berry Blue
4W26 Slate Grey
4W28 Chino
4W31 Graphite

Monologue
Ancillary/Seating/Workspaces
54" wide
56% recycled polyester
44% polyester
1MN01 Linen
1MN02 Alabaster
1MN04 Folkstone
1MN05 Silver Pine
1MN06 Slate
1MN07 Seed
1MN09 Persimmon
1MN11 Meadow
1MN12 Blue Sky
1MN13 Blue Spruce
1MN14 Deep Sea

Price category 1 continued on next page

- Maharam textiles are on assigned lead times [A](#).
- Fabric numbers are listed as Herman Miller fabric number/Maharam fabric number.

Textile Colors

continued

Price Category 1

continued

Appendix: Textile Colors

Resonance	Ripple 3D Knit	Scatter	Splash 3D Knit
Workspaces	Seating	Ancillary/Seating/Workspaces	Seating
66" wide	Available only on Zeph® Chairs.	54" wide	Available only on Zeph® Chairs.
100% polyester	knit to size	100% recycled polyester,	knit to size
5T04 Greige	99% recycled polyester	with 26% ocean bound plastic	98% recycled polyester
5T05 Porcelain	1% lycra	4SC01 Alpine	2% lycra
5T06 Alabaster	5H201 Black	4SC02 Fog	5H101 Black
5T15 Iris	5H202 Carbon	4SC03 Shale	5H102 Carbon
5T28 Sugar	5H203 Alpine	4SC04 Persimmon	5H103 Alpine
5T47 Tobacco	5H204 Silt	4SC07 Olive	5H104 Silt
5T54 Saltbush	5H205 Tea Rose	4SC08 Glacier	5H105 Tea Rose
5T57 Seed	5H206 Cocoa	4SC09 Blue Sky	5H106 Cocoa
5T58 Sepia	5H207 Persimmon	4SC10 Lagoon	5H107 Persimmon
5T60 Iceberg	5H208 Blaze	4SC11 Slate Grey	5H108 Blaze
5T65 Red	5H209 Cayenne	4SC12 Blue Black	5H109 Cayenne
5T67 Boysenberry	5H210 Falcon		5H110 Falcon
5T68 Pistachio	5H211 Mustard Seed	Scribe	5H111 Mustard Seed
5T69 Green Apple	5H212 Patina	Seating/Workspaces	5H112 Patina
5T71 Jade	5H213 Olive	54" wide	5H113 Olive
5T72 Blue Green	5H214 Moss	100% recycled polyester	5H114 Moss
5T74 Twilight	5H215 Aloe	with 53% ocean bound plastic	5H115 Aloe
	5H216 Glacier	3DN01 Spring Wood	5H116 Glacier
	5H217 Ultramarine	3DN02 Poplar	5H117 Ultramarine
	5H218 Nightfall	3DN03 Pewter	5H118 Nightfall
	5H219 Bluebell	3DN04 Deep Sea	5H119 Bluebell
	5H220 Boysenberry	3DN05 Fir	5H120 Boysenberry
	5H221 Nightfall/Bluebell	3DN06 Nutmeg	
	5H222 Patina/Alpine	Slant	Stretch Knit
	5H223 Cayenne/Glacier	Workspaces	Seating
	5H224 Tea Rose/Olive	66" wide	Assigned lead-time textile. ^A
	5H225 Silt/Blaze	51% polyester	Available only on Sayl®
		49% recycled polyester	Suspension Back Work Chairs
		22F04 Pesto	97% polyester, 3% spandex
		22F06 Neptune	3DK01 Fog
		22F07 Blueberry	3DK02 Slate Grey
		22F10 Pumpkin	3DK03 Java
		22F12 Silver Birch	3DK04 Black
		22F13 Bluestone	3DK05 Red
		22F15 Shale	3DK06 Green Apple
			3DK07 Berry Blue

Price category 1 continued on next page

- Maharam textiles are on assigned lead times ^A.
- Fabric numbers are listed as Herman Miller fabric number/Maharam fabric number.

Textile Colors

continued

Price Category 1

continued

Tailored	
Ancillary/Seating/Workspaces	
54" wide	
56% polyester	
44% recycled polyester	
23501	Studio White * **
23502	Sugar *
23503	Tomato
23506	Chive
23508	Cobalt
23509	Cadet
23510	Fog
23511	Graphite
23512	Black
23513	Coffee

* Colors not available on Plex™ Lounge Furniture.

** Color not available on Canvas Tiles.

Tuck 3D Knit	
Seating	
Available only on Fuld Nesting Chairs.	
knit to size	
56% polyester	
44% recycled polyester	
9NK01	Alpine
9NK02	Carbon
9NK03	Nightfall
9NK04	Olive
9NK05	Cocoa
9NK06	Canyon

Whisper	
Ancillary/Seating/Workspaces	
54" wide	
73% recycled polyester	
27% polyester	
with 11.3% ocean bound plastic	
1WS01	Sand Dollar
1WS02	Pebble
1WS03	Silver Birch
1WS04	Iceberg
1WS05	Silver Pine
1WS06	Carbon
1WS07	Cumin
1WS12	Willow
1WS13	Sea Grass
1WS14	Pool
1WS15	Blueberry
1WS16	Glacier
1WS17	Grey
1WS18	Canyon

Price Category 2

Aristo	
Ancillary/Seating/Workspaces	
54" wide	
88% recycled polyester	
12% polyester	
Acrylic backing	
3AR01	Forest Moss
3AR02	Light Brindle
3AR03	Mink
3AR04	Copper
3AR05	Adobe
3AR06	Cherry
3AR07	Lilac
3AR08	Green Apple
3AR09	Surf
3AR10	Waterfall
3AR11	Cadet
3AR12	Tin
3AR13	Pewter
3AR14	Grey Brindle
3AR15	Grey Black

Cord	
Workspaces	
66" wide	
51% antimony-free polyester	
49% polyester	
5101	Ivory
5102	White Ash
5103	Linen
5104	Bamboo
5105	Sepia
5107	Sesame
5109	Bayou
5111	Spring Wood
5112	Summer White

Crepe	
Ancillary/Seating/Workspaces	
54" wide	
100% recycled polyester,	
with 43.6% ocean bound plastic	
9201	Licorice
9203	Smoke
9207	Cherry
9223	Cadet
9241	Beachglass
9249	Stone *
9251	Fog *
9252	Slate Grey
9261	Shale
9262	Graphite
9265	Mineral
9266	Persimmon
9267	Juniper
9268	Glacier
9269	Cascade
9270	Navy

* Colors available on Exclave® Video-friendly Tackable Boards and Stowage Tackable Backdrop.

Price category 2 continued on next page

- Maharam textiles are on assigned lead times [A](#).
- Fabric numbers are listed as Herman Miller fabric number/Maharam fabric number.

Textile Colors

continued

Price Category 2

continued

Appendix: Textile Colors

Epic	
Ancillary/Seating/Workspaces	
54" wide	
56% recycled polyester	
44% polyester	
Acrylic backing	
3EP01	Alabaster
3EP02	Smoke
3EP03	Falcon
3EP05	Copper
3EP06	Urban Orange
3EP07	Poppy
3EP10	Clover
3EP11	Loden
3EP14	Peacock
3EP15	Cadet
3EP16	Indigo
3EP17	Spring Wood
3EP18	Grey Brindle
3EP19	Seed
3EP20	Carbon Dark
Hint	
Ancillary/Seating/Workspaces	
54" wide	
76% recycled polyester	
24% polyester	
3DP01	Sediment
3DP02	Gunmetal
3DP03	Silt
3DP04	Porcelain
3DP05	Indigo
3DP06	Fern
3DP07	Adobe
3DP08	Red Sea

Horizon	
Workspaces	
54" wide	
65% antimony-free polyester	
35% polyester	
4N01	Rye Grass
4N02	Sugar Pine
4N03	Silver Pine
4N04	White Ash
4N05	Spring Wood
4N08	Haystack
4N09	Oat Grass
4N13	Pine Cone
4N15	Elderberry
Marvel	
Ancillary/Seating	
54" wide	
100% pvc-free polyurethane	
antimicrobial, antibacterial finish	
1MV01	Summer White
1MV02	Sand Dollar
1MV03	Espresso
1MV04	Folkstone Grey
1MV05	Graphite
1MV06	Onyx
1MV07	Polar Blue
1MV08	Blush Grey
1MV12	Red
1MV14	Pine
1MV15	Teal Green
1MV16	Twilight

Medley	
Ancillary/Seating/Workspaces	
54" wide	
100% polyester	
1HA01	Stone *
1HA02	Trail
1HA03	Charcoal
1HA04	Cinder
1HA07	Chutney
1HA09	Feather Grey *
1HA11	Loden
1HA13	Bayou *
1HA14	Blue Grotto
1HA15	Blueberry
1HA22	Khaki
1HA23	Pewter
1HA24	Yellow Oxide
1HA25	Vintage Rose
1HA26	Raspberry
1HA27	Acai Berry
* Colors available on Exclave®	
Video-friendly Tackable Boards	
and Stowage Tackable Backdrop	
Mellow	
Ancillary/Seating/Workspaces	
54" wide	
100% recycled polyester,	
with 16% ocean bound plastic	
4ME01	Mineral
4ME04	Olive
4ME05	Glacier
4ME06	Oceanside
4ME07	Charcoal

Metaphor – Maharam	
Ancillary/Seating/Workspaces	
54" wide	
100% polyester	
Acrylic backing	
ZMA01/466553-001	Afterfeather *
ZMA02/466553-002	Moonflower
ZMA03/466553-003	Handcraft
ZMA04/466553-004	Crossroad
ZMA05/466553-005	Chondrite
ZMA06/466553-006	Detective
ZMA07/466553-007	Steamship
ZMA08/466553-008	Electricity
ZMA09/466553-009	Takeoff
ZMA10/466553-010	Parachute
ZMA11/466553-011	Blueshift
ZMA12/466553-012	Dockyard
ZMA13/466553-013	Bathe
ZMA14/466553-014	Icebound
ZMA15/466553-015	Thermosphere
ZMA16/466553-016	Aboard
ZMA17/466553-017	Agaware
ZMA18/466553-018	Homeland
ZMA19/466553-019	Rockfall
ZMA20/466553-020	Undergrowth
ZMA21/466553-021	Gremolata
ZMA22/466553-022	Patina
ZMA23/466553-023	Sylvan
ZMA24/466553-024	Outfield
ZMA25/466553-025	Windbreak
ZMA26/466553-026	Saguaro

Price category 2 continued on next page

- Maharam textiles are on assigned lead times [A](#).
- Fabric numbers are listed as Herman Miller fabric number/Maharam fabric number.

Textile Colors

continued

Price Category 2

continued

Metaphor continued

ZMA27/466553-027	Barnwood
ZMA28/466553-028	Cookshop
ZMA29/466553-029	Amandine
ZMA30/466553-030	Bodhran
ZMA31/466553-031	Centerstage
ZMA32/466553-032	Focaccia
ZMA33/466553-033	Bumblebee
ZMA34/466553-034	Microbrew
ZMA35/466553-035	Sauna
ZMA36/466553-036	Gazebo
ZMA37/466553-037	Pirouette
ZMA38/466553-038	Heartbeat
ZMA39/466553-039	Shino
ZMA40/466553-040	Sunrise
ZMA41/466553-041	Florist
ZMA42/466553-042	Beadwork
ZMA43/466553-043	Framboise
ZMA44/466553-044	Wisteria
ZMA45/466553-045	Warrior

* Colors not available on Eames Aluminum Group, Soft Pad, Sofa Compact, Molded Fiberglass/Plastic Chairs, Task Chair, Wire Chairs, Nelson Platform Bench Cushion, Swoop Plywood Lounge Chair.

Muse – Maharam

Ancillary/Seating/Workspaces	
54" wide	
100% post-consumer recycled polyester	
8I101/466487-001	Crescendo
8I102/466487-002	Resonate
8I103/466487-003	Runway
8I104/466487-004	Ascend
8I105/466487-005	Veil *
8I106/466487-006	Refresh *
8I107/466487-007	Clear *
8I108/466487-008	Fantasy
8I109/466487-009	Miso
8I110/466487-010	Compass
8I111/466487-011	Bergamot *
8I112/466487-012	Grasshopper

Muse continued

8I113/466487-013	Goal
8I114/466487-014	Mistletoe
8I115/466487-015	Seaglass *
8I116/466487-016	Frigid
8I117/466487-017	Riverbend
8I118/466487-018	Noble
8I119/466487-019	Pulsar
8I120/466487-020	Veleva
8I121/466487-021	Sailboat
8I122/466487-022	Sparse
8I123/466487-023	Vase
8I124/466487-024	Haven
8I125/466487-025	Mead
8I126/466487-026	Neat
8I127/466487-027	Jovial
8I128/466487-028	Theater
8I129/466487-029	Poinsettia
8I130/466487-030	Celebrate
8I131/466487-031	Spectacle

* Colors not available on Valor Seating.

Rhythm

Ancillary/Seating	
54" wide	
100% polyester	
3002	Green Apple
3004	Bayou
3005	Berry Blue
3006	Iris
3007	Twilight
3009	Poppy
3010	Molasses
3012	Khaki
3013	Mink
3014	Black *
3015	Charcoal *

* Colors available on Embody® Chair.

Sequel

Ancillary/Seating/Workspaces	
54" wide	
100% vinyl	
100% polyester knit backing	
Resilience® finish	
3SL01	White
3SL02	Pebble
3SL03	Mushroom
3SL04	Stone
3SL06	Rattan
3SL09	Seal
3SL10	Blue Fog
3SL11	Folkstone
3SL12	Shale
3SL13	Slate Grey
3SL14	Charcoal
3SL15	Carbon Dark
3SL28	Navy *

* Color available on Eames® Tandem Sling Seating.

Terra

Ancillary/Seating/Workspaces	
54" wide	
100% post-consumer recycled biodegradable polyester *	
4TE01	Spring Wood
4TE02	Zinc
4TE03	Pine Cone
4TE04	Charcoal

* 1% biodegradation in 1,278 days under ASTM D5511 conditions. No evidence of further degradation.

Twine

Workspaces	
66" wide	
100% recycled polyester	
3TW01	Silver Birch
3TW02	Ivory
3TW03	Alabaster
3TW04	Bamboo
3TW05	Iceberg
3TW06	Charcoal
3TW07	Feather Grey
3TW08	Shale

Twist

Ancillary/Seating/Workspaces	
54" wide	
80% antimony-free polyester	
13% recycled polyester	
7% polyester	
8R05	Wicker
8R10	Poppy
8R14	Tin
8R15	Shale
8R16	Graphite
8R17	Birch
8R18	Sepia
8R22	Blueberry
8R23	Green Apple
8R26	Gunmetal
8R27	Cinder
8R29	Pekoe
8R33	Forest
8R35	Waterfall
8R36	Midnight Blue
8R37	Carbon Dark

Twist

Workspaces	
For workspaces products only.	
54" wide	
80% antimony-free polyester	
13% recycled polyester	
7% polyester	
5S03	Oyster

- Maharam textiles are on assigned lead times [A](#).
- Fabric numbers are listed as Herman Miller fabric number/Maharam fabric number.

continued

Appendix: Textile Colors

- Maharam textiles are on assigned lead times [A](#).
- Fabric numbers are listed as Herman Miller fabric number/Maharam fabric number.

Textile Colors

continued

Price Category 3

continued

Strands	
Workspaces	
66" wide	
100% recycled polyester	
8W01	Pebble
8W02	Porcelain
8W03	Taupe
8W04	Honey
8W05	Khaki
8W06	Rye
8W07	Wicker
8W08	Tin
8W09	Cool Grey

Price Category 4

Cygnus	
Ancillary	
For Eames® Aluminum Group Chairs	
69% elastomeric	
31% polyester	
5401	Black
5402	Zinc
5403	Quartz

Daydream	
Ancillary/Seating/Workspaces	
54" wide	
48% wool	
41% recycled polyester	
9% nylon	
2% polyester	
3DM01	Rye Grass
3DM02	Silver Birch
3DM03	Pewter
3DM04	Graphite
3DM05	Black
3DM06	Lemongrass
3DM07	Permission
3DM08	Juniper
3DM09	Sea Grass
3DM10	Nightfall

Hush	
Workspaces	
66" wide	
80% polyester	
20% viscose	
1HS01	Canyon
1HS02	Pesto
1HS03	Bayou
1HS04	Greystone
1HS05	Charcoal
1HS06	Rye Grass
1HS07	Cool Grey
1HS08	Dark Grey
1HS09	Aqua Green
1HS10	Nightfall

Kalista - Geiger Textile	
Ancillary	
54" wide	
71% post-industrial recycled cotton	
18% post-industrial recycled polyester	
11% polyester	
PFOA-Free stain resistant finish	
1AL01	Cotton
1AL02	Natural
1AL03	Titanium
1AL04	Pewter
1AL05	Starry Night
1AL06	Red Hot
1AL07	Sun Kissed
1AL08	Dune
1AL09	Beach Glass
1AL10	Bluestone
1AL11	Seaside
1AL12	Night Sky

Lariat – Maharam	
Ancillary/Seating	
54" wide	
100% vinyl	
ZLR01/440401-001	001
ZLR02/440401-002	002
ZLR04/440401-004	004
ZLR06/440401-006	006
ZLR07/440401-007	007
ZLR08/440401-008	008
ZLR10/440401-010	010
ZLR11/440401-011	011
ZLR13/440401-013	013
ZLR14/440401-014	014
ZLR15/440401-015	015
ZLR16/440401-016	016
ZLR18/440401-018	018
ZLR20/440401-020	020
ZLR21/440401-021	021
ZLR24/440401-024	024
ZLR25/440401-025	025
ZLR26/440401-026	026

Lariat continued	
ZLR28/440401-028	028
ZLR31/440401-031	031
ZLR32/440401-032	032
ZLR33/440401-033	033
ZLR34/440401-034	034
ZLR38/440401-038	038
ZLR39/440401-039	Granite
ZLR40/440401-040	Linen
ZLR41/440401-041	Stella
ZLR42/440401-042	Saddle
ZLR43/440401-043	Holly
ZLR44/440401-044	Maroon
ZLR45/440401-045	Siren
ZLR46/440401-046	Reseda
ZLR47/440401-047	Purslane
ZLR48/440401-048	Spire
ZLR49/440401-049	Papyrus
ZLR50/440401-050	Chickadee
ZLR51/440401-051	Requiem

Sync	
Ancillary/Seating	
55" wide	
100% polyester	
3SY01	Pine Cone
3SY03	Canyon
3SY04	Truffle
3SY06	Everglade
3SY08	Nightfall
3SY09	Dark Mineral
3SY10	Slate Grey
3SY11	Dark Carbon
3SY12	Black

Appendix: Textile Colors

- Maharam textiles are on assigned lead times [A](#).
- Fabric numbers are listed as Herman Miller fabric number/Maharam fabric number.

Textile Colors

continued

Price Category 5

Appendix: Textile Colors

Cozy	
Ancillary/Seating	
54" wide	
100% wool	
3CY01	Heathered Warm Grey
3CY02	Heathered Rye Grass
3CY03	Heathered Cool Grey
3CY05	Heathered Black
3CY06	Heathered Persimmon
3CY07	Heathered Loden
3CY09	Heathered Lagoon
3CY10	Heathered Twilight
Hopsak	
Ancillary/Seating/Workspaces	
56" wide	
100% recycled polyester	
14A20	Black
14A22	Raw Umber Dark
14A26	Grey Blue Dark
14A30	Sepia Dark
14A38	Emerald Dark
14A39	Yellow Dark
14A40	Orange
14A41	Sienna
14A42	Olive Green Dark
14A43	Crimson
14A44	Crimson Dark Dark
14A45	Violet Dark
14A46	Pink Dark Dark
14A47	Ultramarine Dark
14A48	Cobalt Blue
14A49	Terra Cotta
14A50	Ochre Dark

Ingenue - Geiger Textile	
Ancillary	
54" wide	
28% wool	
26% viscose	
25% acrylic	
16% polyester	
5% cotton	
PFOA-Free stain resistant finish	
1GH01	Sand
1GH02	Fog
1GH03	Flannel
1GH04	Trench
1GH05	Vermillion
1GH06	Adriatic
1GH07	Umber
1GH08	Charcoal

Method - Maharam	
Ancillary/Seating/Workspaces	
54" wide	
100% recycled polyester	
with 9% ocean-bound plastic	
40G01/466579-001	Inspire
40G02/466579-002	Rhea
40G03/466579-003	Noise
40G04/466579-004	Speedway
40G05/466579-005	Villanelle
40G06/466579-006	Maestro
40G07/466579-007	Destiny
40G08/466579-008	Possess
40G09/466579-009	Waterside
40G10/466579-010	Relax
40G11/466579-011	Delightful
40G12/466579-012	Parrotlet
40G13/466579-013	Verdurous
40G14/466579-014	Bosky
40G15/466579-015	Acreage
40G16/466579-016	Allude
40G17/466579-017	Tweed
40G18/466579-018	Korma
40G19/466579-019	Fossilize
40G20/466579-020	Cattail
40G21/466579-021	Shortcake
40G22/466579-022	Racecar
40G23/466579-023	Courtship
40G24/466579-024	Jam
40G25/466579-025	Sparrow

Nico - Maharam	
Ancillary/Seating/Workspaces	
54" wide	
63% wool	
21% polyester	
16% solution-dyed nylon	
ZNC01/466564-001	Alcazar
ZNC02/466564-002	Ironclad
ZNC03/466564-003	Tune
ZNC04/466564-004	Bridegroom
ZNC05/466564-005	Diode
ZNC06/466564-006	Jest
ZNC07/466564-007	Sanctuary
ZNC08/466564-008	Aquarius
ZNC09/466564-009	Houseboat
ZNC10/466564-010	Olympian
ZNC11/466564-011	Tennis
ZNC12/466564-012	Dressage
ZNC13/466564-013	Zing
ZNC14/466564-014	Bitterroot
ZNC15/466564-015	Gemini
ZNC16/466564-016	Posh
ZNC17/466564-017	Sizzle
ZNC18/466564-018	Cheerful
ZNC19/466564-019	Watermelon
ZNC20/466564-020	Toucan
ZNC21/466564-021	Rosin
ZNC22/466564-022	Jousting
ZNC23/466564-023	Jojoba
ZNC24/466564-024	Dromedary
ZNC25/466564-025	Toasty
ZNC26/466564-026	Casaba
ZNC27/466564-027	Greenhouse
ZNC28/466564-028	Sibyl
ZNC29/466564-029	Spearmint
ZNC30/466564-030	Pothos
ZNC31/466564-031	Calathea
ZNC32/466564-032	Landscape
ZNC33/466564-033	Espalier
ZNC34/466564-034	Gecko
ZNC35/466564-035	Meditation

Price category 5 continued on next page

- Maharam textiles are on assigned lead times [A](#).
- Fabric numbers are listed as Herman Miller fabric number/Maharam fabric number.

Textile Colors

continued

Price Category 5

continued

Summit	
Ancillary/Seating	
54" wide	
100% silicone	
Polyester knit backing	
3SU02	Oyster
3SU03	Zinc
3SU04	Sparrow
3SU07	Black
3SU09	Beachglass
3SU10	Midnight

Vionette - Geiger Textile	
Ancillary	
55" wide	
100% polyester	
1GJ01	White Sand Mix
1GJ02	Desert Mix
1GJ03	Light Gray Mix
1GJ04	Pewter Mix
1GJ05	Cobalt Mix
1GJ06	Prussian Blue Mix
1GJ07	Chocolate Mix
1GJ08	Champagne
1GJ09	Morning Sky
1GJ10	Aquatic
1GJ11	Sapphire
1GJ12	Midnight Blue
1GJ13	Shadow
1GJ14	Java
1GJ15	Carbon
1GJ16	Black
1GJ17	Claret
1GJ18	Poppy

Price Category 6

Balance	
Seating	
For Embody® chairs	
100% polyester	
3512	Carbon
3513	Black

Outdoor Weave	
Ancillary	
For Eames® Aluminum Group	
Outdoor Chairs	
50% elastomeric	
50% polypropylene	
7203	Lead
7205	Graphite

Price Category 7

Customer's Own Leather	
See Order Information in	
Appendices. Assigned lead-time	
textile. A	

Beck – Maharam	
Ancillary/Seating	
55" wide	
78% wool	
22% nylon	
ZB301/466571-001	Overshadow
ZB302/466571-002	Molecule
ZB303/466571-003	Zeitgeist
ZB304/466571-004	Blacksmith
ZB305/466571-005	Cornerstone
ZB306/466571-006	Chainmail
ZB307/466571-007	Buckram
ZB308/466571-008	Callisto
ZB309/466571-009	Interlude
ZB310/466571-010	Letterpress
ZB311/466571-011	Memoir
ZB312/466571-012	Litmus
ZB313/466571-013	Stoic
ZB314/466571-014	Inkpad
ZB315/466571-015	Praxis
ZB316/466571-016	Astute
ZB317/466571-017	Percolate
ZB318/466571-018	Halocline
ZB319/466571-019	Semblance
ZB320/466571-020	Loch
ZB321/466571-021	Lido
ZB322/466571-022	Underwater
ZB323/466571-023	Tetrapod
ZB324/466571-024	Nymph
ZB325/466571-025	Appalachian

Beck continued	
ZB326/466571-026	Menthol
ZB327/466571-027	Woodruff
ZB328/466571-028	Malachite
ZB329/466571-029	Botanist
ZB330/466571-030	Woodlet
ZB331/466571-031	Katydid
ZB332/466571-032	Exuberant
ZB333/466571-033	Retrospect
ZB334/466571-034	Lambic
ZB335/466571-035	Argil
ZB336/466571-036	Brushstroke
ZB337/466571-037	Candescent
ZB338/466571-038	Reedbuck
ZB339/466571-039	Clayware
ZB340/466571-040	Curio
ZB341/466571-041	Whimsy
ZB342/466571-042	Effervescent
ZB343/466571-043	Lingonberry
ZB344/466571-044	Resplendent
ZB345/466571-045	Hollyhock
ZB346/466571-046	Filigree
ZB347/466571-047	Plutonic
ZB348/466571-048	Foundry
ZB349/466571-049	Patisserie
ZB390	Gold 007/032/033 *
ZB391	Russet 036/040/039 *
ZB392	Indigo 008/013/014 *
ZB393	Forest 006/031/028 *

* Colors available only on
Girard Color Wheel Ottoman.

Price category 7 continued on
next page

- Maharam textiles are on assigned lead times [A](#).
- Fabric numbers are listed as Herman Miller fabric number/Maharam fabric number.

Textile Colors

continued

Price Category 7

continued

Appendix: Textile Colors

Bellano - Geiger Textile	
Ancillary	
55" wide	
75% wool	
10% linen	
8% nylon	
7% alpaca	
1AX01	Pearl
1AX02	Fog
1AX03	Fawn
1AX04	Pumice
1AX05	Pewter
1AX06	Atlantic
1AX07	Black Green
1AX08	Adriatic
1AX09	Coffee
1AX10	Charcoal
1AX11	Umber
1AX12	Magenta
1AX13	Bittersweet
1AX14	Sunflower

Capri - Geiger Textile	
Ancillary	
55" wide	
36% cotton	
32% acrylic	
24% rayon	
8% polyester	
PFOA-Free stain resistant finish	
Acrylic backing	
17201	Snow
17202	Stone
17203	Trench
17204	Graphite
17205	Anthracite
17206	Light Silver
17207	Russet
17208	Chestnut Brown
17209	Sand
17210	Sterling
17211	Cobalt
17212	Ink

Milaner - Geiger Textile	
Ancillary	
55" wide	
56% wool, 10% acrylic	
10% alpaca, 10% cotton	
8% nylon, 6% rayon	
17101	Linen
17102	Flax
17103	Bark
17104	Deep Navy
17105	Charcoal
17106	Medium Grey
17107	Ash
17108	Crimson

Panno di Dolce - Geiger Textile	
Ancillary	
55" wide	
65% wool	
20% nylon	
15% alpaca	
1AV01	Fog
1AV02	Dune
1AV03	Trench
1AV04	Flannel
1AV05	Charcoal
1AV06	Umber
1AV07	Deep Navy
1AV08	Graphite
1AV09	Orange
1AV10	Pink
1AV11	Deep Red
1AV12	Bright Green
1AV13	Cerulean Blue
1AV14	Deep Cerulean Blue

Pristina - Geiger Textile	
Ancillary	
55" wide	
37% wool	
25% viscose	
17% acrylic	
15% cotton	
6% polyester	
PFOA-Free stain resistant	
1JC01	Dove
1JC02	Goldstone
1JC03	Daybreak
1JC04	Pumice
1JC05	Cappuccino
1JC06	Gunmetal
1JC07	Caspian
1JC08	Café Noir

Resca - Geiger Textile	
Ancillary	
56" wide	
75% wool	
10% linen	
8% nylon	
7% alpaca	
1AW01	Fog
1AW02	Dune
1AW03	Trench
1AW04	Flannel
1AW05	Umber
1AW06	Bordeaux

Vesture - Geiger Textile	
Ancillary	
55" wide	
40% wool, 25% polyester	
20% silk, 15% nylon	
PFOA-Free stain resistant finish	
21701	Ashen
21702	Dark Blush
21703	Dusk
21704	Medium Gray
21705	Twilight

Wool Epinglé - Geiger Textile	
Ancillary	
54" wide	
100% wool	
16201	Swiss Red
16202	Orange
16203	Light Chestnut Brown
16204	Light Burnt Umber
16205	Pale Native Umber
16207	Grey
16208	Natier Blue
16209	Deep Cerulean Blue
16210	Anthracite
16211	Natural Native Umber
16212	Chestnut Brown

Wool Tweed - Geiger Textile	
Ancillary	
54" wide	
80% wool, 20% nylon	
16601	Trench
16602	Pewter
16603	Ruby
16604	Blue Gray
16605	Navy
16606	Umber
16607	Charcoal

- Maharam textiles are on assigned lead times [A](#).
- Fabric numbers are listed as Herman Miller fabric number/Maharam fabric number.

Textile Colors

continued

Price Category 8

Breeze - Maharam	
Workspaces	
120" wide	
65% FR polyester	
35% post-consumer recycled	
FR polyester	
1QG06/283817-006	Meteorite
1QG09/283817-009	Serum

Luce - Maharam	
Ancillary/Seating	
59" wide	
75% post-consumer recycled wool	
20% polyester	
5% nylon	
ZLU01/466566-001	Brioche
ZLU02/466566-002	Blanched
ZLU03/466566-003	Relic
ZLU04/466566-004	Sinter
ZLU05/466566-005	Scoria
ZLU06/466566-006	Austere
ZLU07/466566-007	Pigment
ZLU08/466566-008	Alkali
ZLU09/466566-009	Tidal
ZLU10/466566-010	Imbue
ZLU11/466566-011	Reservoir
ZLU12/466566-012	Brine
ZLU13/466566-013	Undertone
ZLU14/466566-014	Prelude
ZLU15/466566-015	Submerge
ZLU16/466566-016	Cypress
ZLU17/466566-017	Awash

Luce continued	
ZLU18/466566-018	Adriatic
ZLU19/466566-019	Province
ZLU20/466566-020	Virescent
ZLU21/466566-021	Nettle
ZLU22/466566-022	Agrarian
ZLU23/466566-023	Serpentine
ZLU24/466566-024	Laurel
ZLU25/466566-025	Clarion
ZLU26/466566-026	Gooseberry
ZLU27/466566-027	Swelter
ZLU28/466566-028	Etruscan
ZLU29/466566-029	Coulis
ZLU30/466566-030	Rubescant
ZLU31/466566-031	Akoya
ZLU32/466566-032	Radiant
ZLU33/466566-033	Regent
ZLU34/466566-034	Spectral
ZLU35/466566-035	Thistle

Tempo – Maharam	
Ancillary	
55" wide	
100% polyester	
Polyester backing	
26S01/466589-001	Chert
26S02/466589-002	Grandstand
26S03/466589-003	Restful
26S04/466589-004	Battleship
26S05/466589-005	Lavender
26S06/466589-006	Dockside
26S07/466589-007	Swimming
26S08/466589-008	Ambience
26S09/466589-009	Adornment
26S10/466589-010	Remedy
26S11/466589-011	Fang
26S12/466589-012	Inshore
26S13/466589-013	Camouflage
26S14/466589-014	Mesclun
26S15/466589-015	Farmland
26S16/466589-016	Tadpole
26S17/466589-017	Purr
26S18/466589-018	Snowman
26S19/466589-019	Beehive
26S20/466589-020	Gazelle
26S21/466589-021	Shiitake
26S22/466589-022	Flaxseed
26S23/466589-023	Crawdad
26S24/466589-024	Flowery
26S25/466589-025	Burgundy
26S26/466589-026	Rangoli
26S27/466589-027	Petunia
26S28/466589-028	Campsite

Whim	
Ancillary	
54" wide	
34% viscose	
33% acrylic	
17% wool	
8% polyester	
9DA01	Warm White
9DA02	Rye
9DA03	Mustard Seed
9DA04	Terra Cotta
9DA05	Fir
9DA06	Navy
9DA07	Pewter

Appendix: Textile Colors

- Maharam textiles are on assigned lead times ^A.
- Fabric numbers are listed as Herman Miller fabric number/Maharam fabric number.

Textile Colors

continued

Price Category 9

Alpaca Mohair - Geiger Textile	
Ancillary	
54" wide	
63% alpaca	
21% cotton, 16% polyester	
18510	Dune
18511	Trench
18512	Vicuna
18570	Sepia
18571	Umber
18580	Fog
18581	Flannel
18582	Charcoal

Campana – Maharam	
Ancillary/Seating	
59" wide	
85% wool	
15% nylon	
ZC001/466571-001	Viverine
ZC002/466571-002	Lithograph
ZC003/466571-003	Moonscape
ZC004/466571-004	Brevity
ZC005/466571-005	Linear
ZC006/466571-006	Hinterland
ZC007/466571-007	Mural
ZC008/466571-008	Sloe
ZC009/466571-009	Interstellar
ZC010/466571-010	Mythology
ZC011/466571-011	Scintillate
ZC012/466571-012	Succession
ZC013/466571-013	Visceral
ZC014/466571-014	Hemisphere
ZC015/466571-015	Troposphere
ZC016/466571-016	Skye
ZC017/466571-017	Seaward
ZC018/466571-018	Nemorous
ZC019/466571-019	Allegory
ZC020/466571-020	Olivine
ZC021/466571-021	Reptilian
ZC022/466571-022	Basil
ZC023/466571-023	Fanleaf
ZC024/466571-024	Beachgrass
ZC025/466571-025	Hayfield

Campana continued	
ZC026/466571-026	Freesia
ZC027/466571-027	Rhodium
ZC028/466571-028	Undercoat
ZC029/466571-029	Airbrush
ZC030/466571-030	Shellfish
ZC031/466571-031	Mojave
ZC032/466571-032	Renaissance
ZC033/466571-033	Decoupage
ZC034/466571-034	Outback
ZC035/466571-035	Millipede

Gemma – Maharam	
Ancillary/Seating	
55" wide	
85% wool	
15% nylon	
ZGE01/466568-001	Crinoline
ZGE02/466568-002	Angelic
ZGE03/466568-003	Savory
ZGE04/466568-004	Honeycomb
ZGE05/466568-005	Gilded
ZGE06/466568-006	Paddleboat
ZGE07/466568-007	Stagecoach
ZGE08/466568-008	Waterbuck
ZGE09/466568-009	Earnest
ZGE10/466568-010	Auric
ZGE11/466568-011	Carmine
ZGE12/466568-012	Serape
ZGE13/466568-013	Ferric
ZGE14/466568-014	Canyon
ZGE15/466568-015	Alembic
ZGE16/466568-016	Patio
ZGE17/466568-017	Sorrel
ZGE18/466568-018	Root

Gemma continued	
ZGE19/466568-019	Mansion
ZGE20/466568-020	Buff
ZGE21/466568-021	Starch
ZGE22/466568-022	Dawn
ZGE23/466568-023	Countryside
ZGE24/466568-024	Dewy
ZGE25/466568-025	Reliquary
ZGE26/466568-026	Deluge
ZGE27/466568-027	Overlay
ZGE28/466568-028	Electron
ZGE29/466568-029	Sheath
ZGE30/466568-030	Quietude
ZGE31/466568-031	Jargon
ZGE32/466568-032	Powder
ZGE33/466568-033	Tide
ZGE34/466568-034	Outwash
ZGE35/466568-035	Enamored
ZGE36/466568-036	Smitten
ZGE37/466568-037	Revere
ZGE38/466568-038	Mangosteen
ZGE39/466568-039	Allium
ZGE40/466568-040	Immense
ZGE41/466568-041	Chamber
ZGE42/466568-042	Cosmos
ZGE43/466568-043	Inkling
ZGE44/466568-044	Rainwater
ZGE45/466568-045	Shade
ZGE46/466568-046	Pendant
ZGE47/466568-047	Axial
ZGE48/466568-048	Fervent
ZGE49/466568-049	Legacy
ZGE50/466568-050	Caliber
ZGE51/466568-051	Temple
ZGE52/466568-052	Evenfall

Jasper - Maharam	
Ancillary/Seating	
53" wide	
55% wool	
27% solution-dyed nylon	
18% cotton	
ZJA01/466563-001	Thrill
ZJA02/466563-002	Anise
ZJA03/466563-003	Grapefruit
ZJA04/466563-004	Lifeguard
ZJA05/466563-005	Heartfelt
ZJA06/466563-006	Corsage
ZJA07/466563-007	Earthenware
ZJA08/466563-008	Bear
ZJA09/466563-009	Firelight
ZJA10/466563-010	Dreamcatcher
ZJA11/466563-011	Bobcat
ZJA12/466563-012	Glacial
ZJA13/466563-013	Vaporize
ZJA14/466563-014	Trapdoor
ZJA15/466563-015	Halcyon
ZJA16/466563-016	Observatory
ZJA17/466563-017	Steamboat
ZJA18/466563-018	Aquathlon
ZJA19/466563-019	Cloudless
ZJA20/466563-020	Briny
ZJA21/466563-021	Magical
ZJA22/466563-022	Picnic
ZJA23/466563-023	Herbage
ZJA24/466563-024	Pasture
ZJA25/466563-025	Courtyard
ZJA26/466563-026	Leapfrog

Price category 9 continued on next page

- Maharam textiles are on assigned lead times [A](#).
- Fabric numbers are listed as Herman Miller fabric number/Maharam fabric number.

Textile Colors

continued

Price Category 9

continued

Leather	
Ancillary/Seating	
approx. 50 sq. ft. per hide	
100% leather	

2101	Ivory
2109	Black *
2110	Smoke
2111	Graphite
2112	Khaki
2113	Rattan
2114	Truffle
2115	Alpine
2116	Haze
2117	Sable Grey
2118	Dark Mineral **
2119	Dark Carbon ***
2120	Cranberry
2121	Deep Sea

* Armpad color available on Aeron® Chair, Graphite.

** Armpad color available on Aeron Chair, Mineral.

*** Armpad color available on Aeron Chair, Carbon.

Price Category 10

Bristol Leather - Geiger Textile	
Ancillary	
approx. 55 sq. ft. per hide	
100% leather	

5-507	Black
5-511	Putty
5-519	Hunter
5-520	White
5-521	Ivory
5-522	Parchment
5-537	Caribbean
5-546	Pumice
5-547	Smoke
5-548	Charcoal
5-549	Dark Shale
5-556	Downtown Grey
5-557	City Night
5-559	Ash Grey
5-563	Champagne
5-564	Chestnut Brown
5-565	Dark Sienna
5-566	Earthen
5-567	Desert
5-568	British Green
5-579	Paris Blue
5-583	Atlantic
5-592	Camel
5-594	Taupe
5-597	Pure *
5-598	Cream
5-600	Midnight Blue
5-603	Sangria
5-604	Swiss Red
5-605	Nordic Yellow
5-606	Sky Grey
5-608	Natural

* Color not available on Saiba Chair.

Firma – Maharam	
Ancillary/Seating	
55" wide	
78% wool	
22% nylon	

3KH01/466582-001	Wrath
3KH02/466582-002	Pantomime
3KH03/466582-003	Shaded
3KH04/466582-004	Prologue
3KH05/466582-005	Framework
3KH06/466582-006	Railroad
3KH07/466582-007	Grommet
3KH08/466582-008	Lunisolar
3KH09/466582-009	Snowpack
3KH10/466582-010	Coldsnap
3KH11/466582-011	Sealift
3KH12/466582-012	Brood
3KH13/466582-013	Intertidal
3KH14/466582-014	Confide
3KH15/466582-015	Secluded
3KH16/466582-016	Leisure
3KH17/466582-017	Portfolio
3KH18/466582-018	Strato
3KH19/466582-019	Fogbow
3KH20/466582-020	Snowcone
3KH21/466582-021	Kazoo
3KH22/466582-022	Esteem
3KH23/466582-023	Mackerel
3KH24/466582-024	Brooch
3KH25/466582-025	Caesious
3KH26/466582-026	Islet
3KH27/466582-027	Biosphere
3KH28/466582-028	Hilltop
3KH29/466582-029	Arboreal
3KH30/466582-030	Lineage
3KH31/466582-031	Comfrey
3KH32/466582-032	Circe
3KH33/466582-033	Ecosystem
3KH34/466582-034	Knack
3KH35/466582-035	Watt
3KH36/466582-036	Epiphany
3KH37/466582-037	Gamma
3KH38/466582-038	Taxicab
3KH39/466582-039	Varietal
3KH40/466582-040	Tale

Firma continued

3KH41/466582-041	Elemental
3KH42/466582-042	Cuff
3KH43/466582-043	Emu
3KH44/466582-044	Tempeh
3KH45/466582-045	Tephra
3KH46/466582-046	Shellac
3KH47/466582-047	Emporium
3KH48/466582-048	Keratin
3KH49/466582-049	Camwood
3KH50/466582-050	Gloam
3KH51/466582-051	Novela
3KH52/466582-052	Fruitpunch
3KH53/466582-053	Decant
3KH54/466582-054	Milkshake
3KH55/466582-055	Metaphysic
3KH56/466582-056	Carafe
3KH57/466582-057	Voyager
3KH58/466582-058	Tenebrous
3KH59/466582-059	Subtext
3KH60/466582-060	Silent

Gemma Multi – Maharam

Ancillary/Seating	
55" wide	
85% wool	
15% nylon	
ZGF01/466569-001	Andromeda
ZGF02/466569-002	Dappled
ZGF03/466569-003	Lyra
ZGF04/466569-004	Flaunt
ZGF05/466569-005	Celluloid
ZGF06/466569-006	Hydrozoa
ZGF07/466569-007	Firefly
ZGF08/466569-008	Pisces
ZGF09/466569-009	Strath
ZGF10/466569-010	Erosion
ZGF11/466569-011	Cabaret
ZGF12/466569-012	Candytuft
ZGF13/466569-013	Juice
ZGF14/466569-014	Fairground
ZGF15/466569-015	Copperplate
ZGF16/466569-016	Sunbird
ZGF17/466569-017	Cinematic
ZGF18/466569-018	Clairvoyant

- Maharam textiles are on assigned lead times [A](#).
- Fabric numbers are listed as Herman Miller fabric number/Maharam fabric number.

Price category 10 continued on next page

Textile Colors

continued

Price Category 10

continued

Gemma Multi continued		Gemma Multi Reverse – Maharam		Gemma Multi Reverse continued		Gemma Multi Reverse continued	
ZGF19/466569-019	Crocus	Ancillary/Seating 55" wide 85% wool 15% nylon		ZGF78/466569-121	Roulette	ZGFA0/466569-143	Percolate
ZGF20/466569-020	Memoir				Reverse		Reverse
ZGF21/466569-021	Roulette			ZGF79/466569-122	Voltaic	ZGFA1/466569-144	Motor
ZGF22/466569-022	Voltaic				Reverse		Reverse
ZGF23/466569-023	Compote	ZGF58/466569-101	Andromeda	ZGF80/466569-123	Compote	ZGFA2/466569-145	Unicorn
ZGF24/466569-024	Lambent		Reverse		Reverse		Reverse
ZGF25/466569-025	Twister	ZGF59/466569-102	Dappled	ZGF81/466569-124	Lambent	ZGFA3/466569-146	Lobster
ZGF26/466569-026	Chronicle		Reverse		Reverse		Reverse
ZGF27/466569-027	Sidereal	ZGF60/466569-103	Lyra	ZGF82/466569-125	Twister	ZGFA4/466569-147	Rhododendron
ZGF28/466569-028	Tanzanite		Reverse		Reverse		Reverse
ZGF29/466569-029	Crystalize	ZGF61/466569-104	Flaunt	ZGF83/466569-126	Chronicle	ZGFA5/466569-148	Taffy
ZGF30/466569-030	Chromium		Reverse		Reverse		Reverse
ZGF31/466569-031	Pallium	ZGF62/466569-105	Celluloid	ZGF84/466569-127	Sidereal	ZGFA6/466569-149	Rishi
ZGF32/466569-032	Spectre		Reverse		Reverse		Reverse
ZGF33/466569-033	Courgette	ZGF63/466569-106	Hydrozoa	ZGF85/466569-128	Tanzanite	ZGFA7/466569-150	Backcountry
ZGF34/466569-034	Viper		Reverse		Reverse		Reverse
ZGF35/466569-035	Sunlit	ZGF64/466569-107	Firefly	ZGF86/466569-129	Crystalize	ZGFA8/466569-151	Buckthorn
ZGF36/466569-036	Heavenly		Reverse		Reverse		Reverse
ZGF37/466569-037	Vernal	ZGF65/466569-108	Pisces	ZGF87/466569-130	Chromium	ZGFA9/466569-152	Coniferous
ZGF38/466569-038	Cress		Reverse		Reverse		Reverse
ZGF39/466569-039	Limn	ZGF66/466569-109	Strath	ZGF88/466569-131	Pallium	ZGFB0/466569-153	Delphic
ZGF40/466569-040	Horseradish		Reverse		Reverse		Reverse
ZGF41/466569-041	Shandy	ZGF67/466569-110	Erosion	ZGF89/466569-132	Spectre	ZGFB1/466569-154	Hieroglyph
ZGF42/466569-042	Granary		Reverse		Reverse		Reverse
ZGF43/466569-043	Percolate	ZGF68/466569-111	Cabaret	ZGF90/466569-133	Courgette	ZGFB2/466569-155	Eiderdown
ZGF44/466569-044	Motor		Reverse		Reverse		Reverse
ZGF45/466569-045	Unicorn	ZGF69/466569-112	Candytuft	ZGF91/466569-134	Viper	ZGFB3/466569-157	Tanager
ZGF46/466569-046	Lobster		Reverse		Reverse		Reverse
ZGF47/466569-047	Rhododendron	ZGF70/466569-113	Juice	ZGF92/466569-135	Sunlit	Petra - Maharam Ancillary/Seating 55" wide 70% wool 19% linen 11% nylon ZP401/466580-001 Hieroglyph ZP402/466580-002 Interior ZP403/466580-003 Samovar ZP404/466580-004 Calcite ZP405/466580-005 Silversmith ZP406/466580-006 Rivet ZP407/466580-007 Carpolite ZP408/466580-008 Bonbon	
ZGF48/466569-048	Taffy		Reverse		Reverse		
ZGF49/466569-049	Rishi	ZGF71/466569-114	Fairground	ZGF93/466569-136	Heavenly		
ZGF50/466569-050	Backcountry		Reverse		Reverse		
ZGF51/466569-051	Buckthorn	ZGF72/466569-115	Copperplate	ZGF94/466569-137	Vernal		
ZGF52/466569-052	Coniferous		Reverse		Reverse		
ZGF53/466569-053	Delphic	ZGF73/466569-116	Sunbird	ZGF95/466569-138	Cress		
ZGF54/466569-054	Hieroglyph		Reverse		Reverse		
ZGF55/466569-055	Eiderdown	ZGF74/466569-117	Cinematic	ZGF96/466569-139	Limn		
ZGF56/466569-056	Sandbar		Reverse		Reverse		
ZGF57/466569-057	Tanager	ZGF75/466569-118	Clairvoyant	ZGF97/466569-140	Horseradish		
			Reverse		Reverse		
		ZGF76/466569-119	Crocus	ZGF98/466569-141	Shandy		
			Reverse		Reverse		
		ZGF77/466569-120	Memoir	ZGF99/466569-142	Granary		
			Reverse		Reverse		

- Maharam textiles are on assigned lead times [A](#).
- Fabric numbers are listed as Herman Miller fabric number/Maharam fabric number.

Price category 10 continued on next page

Textile Colors

continued

Price Category 10

continued

Petra continued

ZP409/466580-009 Dreamy
ZP410/466580-010 Bejewel
ZP411/466580-011 Sashimi
ZP412/466580-012 Spirula
ZP413/466580-013 Chalet
ZP414/466580-014 Reindeer
ZP415/466580-015 Nostalgia
ZP416/466580-016 Trove
ZP417/466580-017 Narcissus
ZP418/466580-018 Yurt
ZP419/466580-019 Congee
ZP420/466580-020 Genepy
ZP421/466580-021 Herbaceous
ZP422/466580-022 Paddock
ZP423/466580-023 Precious
ZP424/466580-024 Biome
ZP425/466580-025 Tinted
ZP426/466580-026 Pelagic
ZP427/466580-027 Bluebill
ZP428/466580-028 Chicory
ZP429/466580-029 Eaglet
ZP430/466580-030 Permafrost
ZP431/466580-031 Atlantic
ZP432/466580-032 Airstream
ZP433/466580-033 Debonair

Superweave - Maharam

Ancillary
54" wide
75% polyester
25% cotton
Z2203/466241-005 Sienna
Z2204/466241-002 Ochre
Z2207/466241-004 Marine
Z2208/466241-003 Olive
Z2220/466241-001 Orange and Pink

Price Category 11

Prone Leather - Maharam

Ancillary
approx. 50 sq. ft. per hide
100% leather
protective top coat
1NX01/700020-001 Lotus
1NX02/700020-002 Timbre
1NX03/700020-003 Essence
1NX04/700020-004 Script
1NX05/700020-005 Gambit
1NX06/700020-006 Obsidian
1NX07/700020-007 Sail
1NX09/700020-009 Vine
1NX10/700020-010 Yarrow
1NX13/700020-013 Balsa
1NX14/700020-014 Shore
1NX15/700020-015 Bricolage
1NX17/700020-017 Ledge
1NX19/700020-019 Mantra
1NX20/700020-020 Java
1NX21/700020-021 Lute
1NX22/700020-022 Glow
1NX23/700020-023 Hickory

Tenera Leather - Geiger Textile

Ancillary
approx. 55 sq. ft. per hide
100% leather
17501 Cement
17502 Marzipan
17504 Raw Sienna
17505 Maple
17508 Cranberry
17510 Dark Chocolate
17511 Black
17512 Carbon
17513 Sapphire

Price Category 12-13

No fabrics available at this time.

Price Category 14

Lanalux - Maharam

Ancillary
54" wide
100% wool
Z1375/466240-005 Black/White
Z1378/466240-006 Olive/Black
Z1380/466240-001 Natural
Z1383/466240-002 Umber
Z1384/466240-007 Natural/Black
Z1386/466240-003 Orange
Z1387/466240-004 Crimson

Appendix: Textile Colors

- Maharam textiles are on assigned lead times [A](#).
- Fabric numbers are listed as Herman Miller fabric number/Maharam fabric number.

Price Category A

No fabrics available at this time.

Price Category B

Medium – Maharam

Ancillary/Seating/Workspaces
54" wide
100% polyester

VM01/463490-001	Raven
VM02/463490-002	Smoke
VM03/463490-003	Alloy
VM04/463490-004	Flax
VM07/463490-007	Espresso
VM14/463490-014	Laser
VM16/463490-016	Port
VM22/463490-022	Marina
VM29/463490-029	Pistachio
VM32/463490-032	Prospect
VM36/463490-036	Delight
VM39/463490-039	Nautical
VM40/463490-040	Pool
VM44/463490-044	Washed
VM45/463490-045	Sculpture
VM46/463490-046	Thatched
VM47/463490-047	Hike
VM48/463490-048	Tangle
VM49/463490-049	Pacific
VM50/463490-050	Cosmic
VM51/463490-051	Cascade
VM52/463490-052	Blackberry
VM53/463490-053	Nasturtium

Messenger – Maharam

Ancillary/Seating/Workspaces
54" wide
78% post-industrial recycled polyester
15% polyester, 7% nylon

TI07/458640-007	Shadow
TI08/458640-008	Bayou *
TI24/458640-024	Poppy
TI25/458640-025	Mao
TI29/458640-029	Onyx *
TI31/458640-031	Cloud *
TI38/458640-038	Depth *
TI40/458640-040	Nile *
TI41/458640-041	Azure *
TI45/458640-045	Cactus *
TI46/458640-046	Ice * **
TI48/458640-048	Neon
TI50/458640-050	Hydrangea
TI53/458640-053	Tangelo
TI54/458640-054	Lumine *
TI58/458640-058	Snow ** ***
TI60/458640-060	Peridot
TI61/458640-061	Capri *
TI62/458640-062	Ultramarine
TI63/458640-063	Squall
TI66/458640-066	Cassis
TI67/458640-067	Aster

Messenger continued

TI69/458640-069	Cherry
TI70/458640-070	Vibrant
TI71/458640-071	Satsuma *
TI72/458640-072	Maize
TI76/458640-076	Fossil
TI77/458640-077	Ash
TI78/458640-078	Tusk
TI79/458640-079	Oyster **
TI81/458640-081	Husk
TI84/458640-084	Robust
TI85/458640-085	Beyond
TI86/458640-086	Voyage *
TI87/458640-087	Everglade
TI89/458640-089	Blanch ***
TI90/458640-090	Longspur
TI91/458640-091	Vireo
TI92/458640-092	Dipper
TI93/458640-093	Gale
TI94/458640-094	Hunter
TI95/458640-095	Lime
TI96/458640-096	Apple
TI97/458640-097	Krill
TI98/458640-098	Catalyst

* Colors available on
20-day lead time.

** Colors not available on Eames
Molded Fiberglass and Molded
Plastic Side Chairs.

*** Colors not available on Valor
Seating.

- Maharam textiles are on assigned lead times [A](#).
- Fabric numbers are listed as Herman Miller fabric number/Maharam fabric number.

Textile Colors

continued

Price Category C

Manner - Maharam	
Ancillary/Seating/Workspaces	
54" wide	
65% post-industrial	
recycled polyester	
35% post-consumer	
recycled polyester	
Z2701/466177-001	Magic
Z2702/466177-002	Carob
Z2703/466177-003	Porpoise
Z2704/466177-004	Flint
Z2705/466177-005	Hush *
Z2706/466177-006	Nuance
Z2711/466177-011	Ember
Z2712/466177-012	Wagon
Z2713/466177-013	Ablaze
Z2714/466177-014	Peel
Z2716/466177-016	Butterscotch
Z2717/466177-017	Harvest
Z2720/466177-020	Parakeet
Z2722/466177-022	Aquatic
Z2723/466177-023	Cottage
Z2724/466177-024	Dahlia
Z2725/466177-025	Vivid
Z2726/466177-026	Basin
Z2727/466177-027	Schooner
Z2728/466177-028	Slope
Z2729/466177-029	Silverpoint
Z2730/466177-030	Lattice
Z2731/466177-031	Smoky
Z2732/466177-032	Magnetic
Z2733/466177-033	Woad
Z2734/466177-034	Resolute
Z2735/466177-035	Cruise
Z2736/466177-036	Atmospheric
Z2737/466177-037	Cloudburst
Z2738/466177-038	Tidewater
Z2739/466177-039	Firth
Z2740/466177-040	Oceanside
Z2741/466177-041	Grandeur
Z2742/466177-042	Comfort
Z2743/466177-043	Dill
Z2744/466177-044	Poplar
Z2745/466177-045	Citronella
Z2746/466177-046	Passerine

Manner continued	
Z2747/466177-047	Southwest
Z2748/466177-048	Roseate
Z2749/466177-049	Charisma
Z2750/466177-050	Siltstone
Z2751/466177-051	Kimono
Z2752/466177-052	Valiant
Z2753/466177-053	Baroness
* Color not available on Eames	
Aluminum Group, Executive	
Chairs, Upholstered Molded	
Plywood Chairs, and Sofa	
Compact.	

Merit - Maharam	
Ancillary/Seating	
54" wide	
76% post-industrial	
recycled polyester	
24% polyester	
PFOA-Free stain resistant	
88Z01/466444-001	Trickle
88Z02/466444-002	Beluga
88Z03/466444-003	Gunmetal
88Z04/466444-004	Blackout
88Z05/466444-005	Superior
88Z06/466444-006	Ocean
88Z07/466444-007	Highborn
88Z08/466444-008	Immersed
88Z09/466444-009	Rainfall
88Z10/466444-010	Blizzard
88Z11/466444-011	Poolside
88Z12/466444-012	Steel
88Z13/466444-013	Zircon
88Z14/466444-014	Ripple
88Z15/466444-015	Aegean
88Z16/466444-016	Armada
88Z17/466444-017	Hedera
88Z18/466444-018	Rainforest
88Z19/466444-019	Gator
88Z20/466444-020	Vineyard
88Z21/466444-021	Pine
88Z22/466444-022	Kiwi
88Z23/466444-023	Kookaburra

Merit continued	
88Z24/466444-024	Bellini
88Z25/466444-025	Sunflower
88Z26/466444-026	Sandstorm
88Z27/466444-027	Mudder
88Z28/466444-028	Lynx
88Z29/466444-029	Farro
88Z30/466444-030	Manila
88Z31/466444-031	Starfish
88Z32/466444-032	Brass
88Z33/466444-033	Arrow
88Z34/466444-034	Gelato
88Z35/466444-035	Nectarine
88Z36/466444-036	Macaron
88Z37/466444-037	Alert
88Z38/466444-038	Goji
88Z39/466444-039	Cabernet
88Z40/466444-040	Eggplant
88Z41/466444-041	Hawk
88Z42/466444-042	Stag
88Z43/466444-043	Overcast

Metric – Maharam	
Ancillary/Seating/Workspaces	
54" wide	
51% post-industrial	
recycled polyester	
49% polyester	
Z302/466014-002	Fog
Z303/466014-003	Fleece
Z312/466014-012	Cardinal
Z313/466014-013	Lava
Z318/466014-018	Pollen
Z320/466014-020	Alligator
Z323/466014-023	Tar
Z324/466014-024	Anchor
Z326/466014-026	Admiral
Z327/466014-027	Seaport
Z328/466014-028	Scuba
Z329/466014-029	Skate
Z330/466014-030	Hopscotch
Z331/466014-031	Film
Z332/466014-032	Whale
Z333/466014-033	Downpour
Z334/466014-034	Midday

Metric continued	
Z335/466014-035	Talisman
Z336/466014-036	Hedgerow
Z337/466014-037	Snorkel
Z338/466014-038	Highway
Z339/466014-039	Canary
Z340/466014-040	Sunny
Z341/466014-041	Aztec
Z342/466014-042	Fruit
Z343/466014-043	Galah
Z344/466014-044	Kiln
Z345/466014-045	Moth

Murmur - Maharam	
Ancillary/Seating	
55" wide	
100% polyester	
PFOA-Free stain resistant	
8EY01/466446-001	Gust
8EY02/466446-002	Harmonica
8EY03/466446-003	Canopy
8EY04/466446-004	Dim
8EY05/466446-005	Peppercorn
8EY06/466446-006	Cauldron
8EY07/466446-007	Conquer
8EY08/466446-008	Rapids
8EY09/466446-009	Seawater
8EY10/466446-010	Baby
8EY11/466446-011	Elderberry
8EY12/466446-012	Iceberg
8EY13/466446-013	Tallgrass
8EY14/466446-014	Underground
8EY15/466446-015	Biome
8EY16/466446-016	Cask
8EY17/466446-017	Argan
8EY18/466446-018	Sundown
8EY19/466446-019	Ignite
8EY20/466446-020	Sultry
8EY21/466446-021	Sangria

- Maharam textiles are on assigned lead times [A](#).
- Fabric numbers are listed as Herman Miller fabric number/Maharam fabric number.

Textile Colors

continued

Appendix: Textile Colors

Price Category D

Bluff - Maharam	Mode – Maharam
Ancillary/Seating	Ancillary/Seating/Workspaces
54" wide	54" wide
100% polyurethane	80% post-consumer recycled polyester
Ink-resistant protective top coat	20% polyester
Polyester backing	PFOA-Free stain resistant finish
81801/466489-001 Loom	ZMD01/466337-001 Stroll
81802/466489-002 Helm	ZMD02/466337-002 Intaglio
81803/466489-003 Cruller	ZMD03/466337-003 Ominous
81804/466489-004 Folklore	ZMD04/466337-004 Machine
81805/466489-005 Beguile	ZMD05/466337-005 Talus
81806/466489-006 Sherpa	ZMD06/466337-006 Marsh
81807/466489-007 Teleport	ZMD07/466337-007 Hollow
81808/466489-008 Annex	ZMD08/466337-008 Sycamore
81809/466489-009 Lorimer	ZMD09/466337-009 Clavicle
81810/466489-010 Cinema	ZMD10/466337-010 Billygoat
81811/466489-011 Zip	ZMD11/466337-011 Spindle
81812/466489-012 Coach	ZMD12/466337-012 Lemon
81813/466489-013 Supernova	ZMD13/466337-013 Oxeye
81814/466489-014 Pirate	ZMD14/466337-014 Henge
81815/466489-015 Academy	ZMD15/466337-015 Goldenrod
81816/466489-016 Disco	ZMD16/466337-016 Cottontail
81817/466489-017 Equator	ZMD17/466337-017 Lioness
81818/466489-018 Brink	ZMD18/466337-018 Oriole
81819/466489-019 Scene	ZMD19/466337-019 Rust
81820/466489-020 Petrichor	ZMD20/466337-020 Carotene
81821/466489-021 Exotic	ZMD21/466337-021 Blush
81822/466489-022 Fauna	ZMD22/466337-022 Vermillion
81823/466489-023 Calabash	ZMD23/466337-023 Alder
81824/466489-024 Fuscous	ZMD24/466337-024 Kermes
81825/466489-025 Wildling	ZMD25/466337-025 Barberry
81826/466489-026 Blitz	ZMD26/466337-026 Petal
81827/466489-027 Allspice	ZMD27/466337-027 Valley
81828/466489-028 Lumos	ZMD28/466337-028 Odyssey
81829/466489-029 Pilot	ZMD29/466337-029 Ballpoint
81830/466489-030 Jukebox	ZMD30/466337-030 Toile
81831/466489-031 Dugout	ZMD31/466337-031 Paradise
81832/466489-032 Claret	
81833/466489-033 Flamenco	

Price Category E

Mode continued	Article – Maharam
ZMD32/466337-032 Angelfish	Ancillary/Seating
ZMD33/466337-033 Denim	54" wide
ZMD34/466337-034 Crush	100% vinyl
ZMD35/466337-035 Jetty	ZAT08/458600-008 Marina
ZMD36/466337-036 Saltwater	ZAT13/458600-013 Flume
ZMD37/466337-037 Mallard	ZAT14/458600-014 Storm
ZMD38/466337-038 Celtic	ZAT15/458600-015 Toast
ZMD39/466337-039 Eucalyptus	ZAT19/458600-019 Fleece
ZMD40/466337-040 Bonsai	ZAT22/458600-022 Stone
ZMD41/466337-041 Sassafras	ZAT26/458600-026 Mercury
ZMD42/466337-042 Yucca	ZAT29/458600-029 Bluegrass
ZMD43/466337-043 Lichen	ZAT31/458600-031 Truffle
	ZAT32/458600-032 Gravel
	ZAT33/458600-033 Value
	ZAT34/458600-034 Tint
	ZAT35/458600-035 Snowflake
	ZAT36/458600-036 Chalice
	ZAT37/458600-037 Trail
	ZAT38/458600-038 Pyramid
	ZAT39/458600-039 Desert
	ZAT40/458600-040 Lei
	ZAT41/458600-041 Rouge
	ZAT42/458600-042 Karma
	ZAT43/458600-043 Opal
	ZAT44/458600-044 Periwinkle
	ZAT45/458600-045 Vampire
	ZAT46/458600-046 Surf
	ZAT47/458600-047 Plumage

Spiral - Maharam

Workspaces

66" wide

100% polyester

ZS301/901882-001 Chalk

ZS303/901882-003 Wheat

ZS304/901882-004 Mica

ZS305/901882-005 Pavement

ZS306/901882-006 Graphite

Price category E continued on next page

- Maharam textiles are on assigned lead times [A](#).
- Fabric numbers are listed as Herman Miller fabric number/Maharam fabric number.

Textile Colors

continued

Price Category E

continued

Flock - Maharam
Workspaces
63" wide
100% polyester
ZF301/901892-001 Calm
ZF302/901892-002 Course
ZF303/901892-003 Highlight
ZF305/901892-005 Poppy
ZF306/901892-006 Briefcase
ZF307/901892-007 Monkstrap
ZF308/901892-008 Quag
ZF309/901892-009 Pistachio
ZF310/901892-010 Froth
ZF311/901892-011 Celadon
ZF312/901892-012 Highsea
ZF313/901892-013 China
ZF314/901892-014 Victorian
ZF315/901892-015 Commander
ZF316/901892-016 Raven
ZF317/901892-017 Aluminum

Micro – Maharam
Ancillary
54" wide
100% vinyl
ZMB01/466099-001 Muslin
ZMB04/466099-004 Basalt
ZMB06/466099-006 Phantom
ZMB07/466099-007 Depth
ZMB08/466099-008 Cottage
ZMB09/466099-009 Hunter
ZMB11/466099-011 Tomatillo
ZMB12/466099-012 Brew
ZMB14/466099-014 Tang
ZMB15/466099-015 Risk

Parallel — Maharam
Workspaces
66" wide
100% recycled polyester
TT03/901180-003 Fog
TT22/901180-022 Sterling
TT23/901180-023 Linen
TT24/901180-024 Pea
TT27/901180-027 Boulder
TT28/901180-028 Stream
TT29/901180-029 Shiitake
TT32/901180-032 Brandy
TT33/901180-033 Crater
TT36/901180-036 Quail

Price Category F

Apt – Maharam
Ancillary/Seating
54" wide
100% polyurethane/silicone
Ink-resistant protective top coat
Polyester backing
82T12/466392-012 Iris
82T13/466392-013 Nocturnal
82T14/466392-014 Fluid
82T15/466392-015 Eden
82T16/466392-016 Galactic
82T17/466392-017 Shoreline
82T18/466392-018 Jade
82T19/466392-019 Garden
82T20/466392-020 Botanic
82T21/466392-021 Chartreuse
82T23/466392-023 Lyric
82T24/466392-024 Turmeric
82T25/466392-025 Bengal
82T26/466392-026 Core
82T27/466392-027 Mantle
82T28/466392-028 Sorbet
82T32/466392-032 Oak
82T33/466392-033 Castle
82T34/466392-034 Follow
82T35/466392-035 Elixir
82T36/466392-036 Charm
82T37/466392-037 Descend
82T38/466392-009 Sketch
82T39/466392-010 Glacier
82T40/466392-031 Fortress
82T41/466392-030 Lotus
82T42/466392-001 Coconut
82T43/466392-011 Cobblestone
82T44/466392-029 Bloom
82T45/466392-022 Crepe
82T46/466392-006 Hickory
82T47/466392-007 Constellation
82T48/466392-008 Labyrinth
82T49/466392-002 Vibe
82T50/466392-003 Stampede
82T51/466392-004 Lumber
82T52/466392-005 Gingerbread

Brindle - Maharam
Ancillary/Seating
58" wide
100% polyester
PFOA-free stain resistant
Acrylic backing
87101/466418-001 Calico
87102/466418-002 Mauve
87103/466418-003 Torch
87104/466418-004 Burnt
87105/466418-005 Barn
87106/466418-006 Pharaoh
87107/466418-007 Sandbur
87108/466418-008 Jungle
87109/466418-009 Inland
87110/466418-009 Seagrass
87111/466418-009 Watercolor
87112/466418-009 Aquarium
87113/466418-009 Drill

Chime - Maharam
Ancillary
54" wide
100% vinyl
V9M3/465350-003 Morel
V9MB/465350-011 Tranquil
V9MJ/465350-020 Slate
V9MV/465350-031 Verve
V9MW/465350-032 Understory

Price category F continued on next page

- Maharam textiles are on assigned lead times [A](#).
- Fabric numbers are listed as Herman Miller fabric number/Maharam fabric number.

Textile Colors

continued

Price Category F

continued

Conduit - Maharam	
Ancillary/Seating	
58" wide	
100% polyester	
PFOA-free stain resistant	
Acrylic backing	
87Z01/466428-001	Space
87Z02/466428-002	Syrup
87Z03/466428-003	Nimbus
87Z04/466428-004	Greystone
87Z05/466428-005	Fawn
87Z06/466428-006	Ghost
87Z07/466428-007	Caribbean
87Z08/466428-008	Canal
87Z09/466428-009	Bonfire
Emit – Maharam	
Workspaces	
54" wide	
55% post-industrial	
recycled polyester	
45% post-consumer	
recycled polyester	
PFOA-free stain resistant	
8EX01/466378-001	Wed
8EX02/466378-002	Zebra
8EX03/466378-003	Chiffon
8EX05/466378-005	Nectar
8EX06/466378-006	Elk
8EX08/466378-008	Goldenrod
8EX09/466378-009	Beached
8EX10/466378-010	Samba
8EX11/466378-011	Nest
8EX14/466378-014	Groove
8EX17/466378-017	Haiku
8EX18/466378-018	Bluefin
8EX19/466378-019	Flow
8EX20/466378-020	Xenon
8EX21/466378-021	Artem
8EX22/466378-022	Zen
8EX25/466378-025	Limeade

Instill – Maharam	
Ancillary/Seating	
54" wide	
100% polyurethane	
Ink-resistant protective top coat	
Polyester backing	
74M01/466351-001	Page
74M02/466351-002	Limestone
74M03/466351-003	Bobwhite
74M04/466351-004	Loafer
74M07/466351-007	Shaker
74M08/466351-008	Doe
74M09/466351-009	Ride
74M10/466351-010	Squire
74M11/466351-011	Tannin
74M12/466351-012	Vitis
74M14/466351-014	Quail
74M15/466351-015	Brittanic
74M16/466351-016	Narwhal
74M18/466351-018	Stowaway
74M19/466351-019	Koala
74M20/466351-020	Dorsal
74M21/466351-021	Stealth
Keen - Maharam	
Ancillary/Seating	
54" wide	
61% polyester	
39% polyolefin	
PFOA-Free stain resistant	
Acrylic backing	
89N01/466433-001	Gaur
89N02/466433-002	Lock
89N03/466433-003	Elk
89N04/466433-004	Oatmeal
89N05/466433-005	Lakefront
89N06/466433-006	Argent
89N07/466433-007	Coyote
89N08/466433-008	Eventide
89N09/466433-009	Canal
89N10/466433-010	Rosemary
89N11/466433-011	Herb
89N12/466433-012	Ruby
89N13/466433-013	Loganberry

Ledger – Maharam	
Ancillary/Seating	
54" wide	
100% polyurethane	
V9G1/463770-001	001
V9G2/463770-002	002
V9G3/463770-003	003
V9G4/463770-004	004
V9GG/463770-017	017
V9GQ/463770-025	025
V9GS/463770-026	026
V9GU/463770-028	028
V9GV/463770-029	029
V9GW/463770-030	030
V9GX/463770-031	031
V9GY/463770-032	032
V9G18/463770-042	042
V9G19/463770-043	043
V9G20/463770-044	044
V9G21/463770-045	045
V9G22/463770-046	046
Loop - Maharam	
Ancillary/Seating	
57" wide	
48% post-industrial	
recycled polyester	
26% polyester	
26% post-consumer	
recycled polyester	
PFOA-Free stain resistant	
Acrylic Backing	
ZLL01/466469-001	Opossum
ZLL02/466469-002	Foundation
ZLL03/466469-003	Naval
ZLL04/466469-004	Buoyant
ZLL05/466469-005	Mockingbird
ZLL06/466469-006	Dynasty
ZLL07/466469-007	Zori
ZLL08/466469-008	Wildfire
ZLL09/466469-009	Floral
ZLL10/466469-010	Penguin

Multiply - Maharam	
Ancillary/Seating	
58" wide	
57% post-consumer	
recycled polyester	
43% post-industrial	
recycled polyester	
PFOA-Free stain resistant	
Acrylic Backing	
82A01/466341-001	Winter
82A02/466341-002	Encore
82A03/466341-003	Swing
82A04/466341-004	Contrast
82A05/466341-005	Sterling
82A06/466341-006	Daze
82A07/466341-007	Sway
82A08/466341-008	Sailor
82A09/466341-009	Mystique
82A10/466341-010	Deep
82A11/466341-011	Craft
82A12/466341-012	Town
82A13/466341-013	Limit
82A14/466341-014	Tamale
Pitch - Maharam	
Ancillary	
54" wide	
100% vinyl	
ZPC04/466186-004	Pollen
ZPC07/466186-007	Apple
ZPC11/466186-011	Voyage
ZPC12/466186-012	Turquoise
ZPC14/466186-014	Inlet
ZPC15/466186-015	Captain
ZPC16/466186-016	Aura
ZPC17/466186-017	Coastal
ZPC18/466186-018	Fog
ZPC19/466186-019	Coal
ZPC21/466186-021	Mulberry
ZPC24/466186-024	Flame
ZPC26/466186-026	Tumbleweed
ZPC29/466186-029	Subtle
ZPC30/466186-030	Buff

Price category F continued on next page

- Maharam textiles are on assigned lead times [A](#).
- Fabric numbers are listed as Herman Miller fabric number/Maharam fabric number.

Textile Colors

continued

Price Category F

continued

Pepper - Maharam
Ancillary/Seating
58" wide
49% polyester
41% post-industrial recycled polyester
10% post-consumer recycled polyester
PFOA-Free stain resistant
Acrylic Backing

8LW01/466486-001 Dojo
8LW02/466486-002 Marengo
8LW03/466486-003 Harlequin
8LW04/466486-004 Pavlova
8LW06/466486-006 Achioté
8LW07/466486-007 Essence
8LW08/466486-008 Genome
8LW09/466486-009 Myriad
8LW10/466486-010 Terrarium

Scuba - Maharam
Ancillary
54" wide
100% polyurethane

V9B1/464930-001 Vanilla
V9B5/464930-005 Chinchilla
V9B6/464930-006 Mahogany
V9B7/464930-007 Jet
V9B8/464930-008 Charcoal
V9B9/464930-009 Dolphin
V9BA/464930-010 Drizzle
V9BC/464930-012 Conifer
V9BD/464930-013 Bottle
V9BF/464930-015 Tourmaline
V9BG/464930-016 Sapphire
V9BH/464930-017 Electric
V9BL/464930-020 Cabernet
V9BM/464930-021 Brick
V9BN/464930-022 Coral
V9BP/464930-023 Autumn

Strum - Maharam
Ancillary/Seating
54" wide
100% polyurethane with silane-based antimicrobial
Z3301/466122-001 Overcast
Z3302/466122-002 Ridge
Z3304/466122-004 Pigeon
Z3307/466122-007 Bur
Z3308/466122-008 Abalone
Z3312/466122-012 Lemongrass

Price Category G

Compound - Maharam
Ancillary/Seating
54" wide
100% polyurethane with silane-based antimicrobial
ZC201/466196-001 Quartz
ZC203/466196-003 Weathered
ZC204/466196-004 Cliff
ZC205/466196-005 Espresso
ZC206/466196-006 Smolder
ZC207/466196-007 Blaze
ZC208/466196-008 Mandarin
ZC209/466196-009 Maple
ZC210/466196-010 Perennial
ZC211/466196-011 Mountainside
ZC212/466196-012 Tundra
ZC213/466196-013 Manatee
ZC214/466196-014 Marine
ZC215/466196-015 Twilight
ZC216/466196-016 Shelter
ZC217/466196-017 Vessel
ZC218/466196-018 Smoke
ZC219/466196-019 Fog

Fluent Crypton - Maharam
Ancillary
54" wide
52% polyester
31% post-industrial recycled polyester
17% post-consumer recycled polyester
ZFC01/466073-001 Lynx
ZFC12/466073-012 Bayou
ZFC13/466073-013 Bottle
ZFC14/466073-014 Cadet
ZFC22/466073-022 Turf
ZFC24/466073-024 Steady

Fold - Maharam
Seating
54" wide
100% polyurethane
Polyester backing
ZF101/466292-001 Jet
ZF102/466292-002 Chalk
ZF103/466292-003 Smoke
ZF105/466292-005 Fatigue
ZF106/466292-006 Splash
ZF107/466292-007 Apple
ZF108/466292-008 Moss
ZF110/466292-010 Midnight

Gild - Maharam
Ancillary/Seating
54" wide
100% non-phthalate vinyl
Ink-resistant protective top coat
Polyester backing
8AR01/466432-005 Grapevine
8AR02/466432-009 Frosting
8AR03/466432-007 Smokey
8AR04/466432-003 Skylight
8AR05/466432-011 Sandstone
8AR06/466432-004 Hurricane
8AR07/466432-002 Wreath
8AR08/466432-001 Rainforest
8AR09/466432-012 Fudge
8AR10/466432-010 Lantern
8AR11/466432-006 Planet
8AR12/466432-008 Reflection

Price category G continued on next page

- Maharam textiles are on assigned lead times [A](#).
- Fabric numbers are listed as Herman Miller fabric number/Maharam fabric number.

Textile Colors

continued

Price Category G

continued

Price Category H

Appendix: Textile Colors

Pare – Maharam		
Ancillary/Seating		
54" wide		
52% wool		
26% polyester		
22% nylon		
PFOA-free stain resistant finish		
ZPR01/466359-001	Polaris	
ZPR04/466359-004	Fresco	
ZPR06/466359-006	Wink	
ZPR07/466359-007	Concord	
ZPR08/466359-008	Strawberry	
ZPR09/466359-009	Solar	
ZPR10/466359-010	Amulet	
ZPR11/466359-011	Zest	
ZPR12/466359-012	Elmwood	
ZPR13/466359-013	Thyme	
ZPR17/466359-017	Blueberry	
Runner - Maharam		
Ancillary/Seating		
54" wide		
57% post-industrial recycled polyester		
43% post-consumer recycled polyester		
ZRF01/466108-001	Bluff	
ZRF03/466108-003	Grove	
ZRF04/466108-004	Starboard	
ZRF05/466108-005	Plot	
ZRF06/466108-006	Carousel	

Sudden – Maharam		
Ancillary		
54" wide		
100% polyurethane		
ZSD02/463000-002	002	
ZSD03/463000-003	003	
ZSD05/463000-005	005	
ZSD06/463000-006	006	
ZSD07/463000-007	007	
ZSD08/463000-008	008	
ZSD09/463000-009	009	
ZSD10/463000-010	010	
ZSD11/463000-011	011	
ZSD13/463000-013	013	
ZSD15/463000-015	015	
ZSD16/463000-016	016	
ZSD17/463000-017	017	
ZSD18/463000-018	018	
ZSD19/463000-019	019	
ZSD20/463000-020	020	
ZSD24/463000-024	024	
ZSD27/463000-027	027	
ZSD36/463000-036	036	

Anagram - Maharam		
Ancillary		
54" wide		
42% cotton		
32% polyester		
26% nylon		
ZAN01/466067-001	Quarry	
ZAN02/466067-002	Hush	
ZAN03/466067-003	Electric	
ZAN04/466067-004	Range	
ZAN05/466067-005	Settle	

Circles – Maharam		
Ancillary/Seating		
55" wide		
70% cotton		
30% polyester		
ZT01/458310-001	Khaki	
ZT02/458310-002	Fatigue	
ZT03/458310-003	Document	
ZT04/458310-004	Engine	

Dot Pattern – Maharam		
Ancillary/Seating		
55" wide		
71% cotton		
29% polyester		
ZK01/458300-001	Document	
ZK02/458300-002	Taupe	
ZK04/458300-004	Red	
ZK05/458300-005	Navy	

Mechanism – Maharam		
Ancillary		
54" wide		
100% polyester		
ZMC01/465952-001	Mercury	
ZMC10/465952-010	Pearl	
ZMC11/465952-011	Bronze	
ZMC13/465952-013	Titanium	
ZMC15/465952-015	Tangerine	
ZMC17/465952-017	Sprout	

Mister – Maharam		
Ancillary		
54" wide		
67% solution-dyed acrylic		
33% solution-dyed polyester		
ZMG01/466178-001	Breeze	
ZMG04/466178-004	Enliven	
ZMG05/466178-005	Notice	
ZMG06/466178-006	Azurite	

Regatta – Maharam		
Ancillary		
54" wide		
65% solution-dyed acrylic		
35% solution-dyed polyester		
ZRT01/466189-001	Drift	
ZRT02/466189-002	Parasol	
ZRT04/466189-004	Swell	

Small Dot Pattern – Maharam		
Ancillary/Seating		
55" wide		
71% cotton		
29% polyester		
ZL01/458320-001	Document	
ZL02/458320-002	Sand	
ZL03/458320-003	Khaki	
ZL04/458320-004	Taupe	
ZL05/458320-005	Charcoal	
ZL06/458320-006	Document	
	Reverse	
ZL07/458320-007	Red	
ZL08/458320-008	Yellow	
ZL09/458320-009	Green	

- Maharam textiles are on assigned lead times [A](#).
- Fabric numbers are listed as Herman Miller fabric number/Maharam fabric number.

Textile Colors

continued

Price Category I

Colorwheel – Maharam
Ancillary
54" wide
62% cotton
38% solution-dyed
post-industrial recycled nylon
ZCW02/466163-002 Pumice
ZCW03/466163-003 Viridian
ZCW06/466163-006 Charcoal
ZCW07/466163-007 Carbon

Cursive – Maharam
Ancillary/Seating
54" wide
67% solution-dyed acrylic
33% solution-dyed polyester
PFOA-Free stain resistant
7CW01/466335-001 Fast
7CW03/466335-003 Beachcomb
7CW05/466335-005 Swift
7CW07/466335-007 Inkwell
7CW08/466335-008 Rubber

Passage - Maharam
Ancillary
54" wide
100% polyester
59P01/466614-001 Mirage
59P02/466614-002 Poolside
59P03/466614-003 Cascade
59P04/466614-004 Lacinato
59P05/466614-005 Overstory
59P06/466614-006 Celadon
59P07/466614-007 Echo
59P08/466614-008 Bentonite
59P09/466614-009 Buttercup
59P10/466614-010 Maple
59P11/466614-011 Blossom
59P12/466614-012 Cloudberry
59P13/466614-013 Contessa
59P14/466614-014 Claret
59P15/466614-015 Katana

Study - Maharam
Ancillary/Seating
54" wide
73% solution-dyed acrylic
27% solution-dyed polyester
ZSY01/466269-001 001
ZSY02/466269-002 002
ZSY03/466269-003 003
ZSY04/466269-004 004
ZSY05/466269-005 005

Tracery – Maharam
Ancillary
52" wide
34% solution-dyed nylon
26% wool
21% polyester
19% cotton
acrylic backing
PFOA-free stain resistant finish
ZT501/466372-001 Birch
ZT502/466372-002 Sterling
ZT503/466372-003 Flint
ZT504/466372-004 Indigo
ZT505/466372-005 Arctic
ZT506/466372-006 Kelp
ZT507/466372-007 Melon
ZT508/466372-008 Poppy
ZT509/466372-009 Copper
ZT510/466372-010 Papaya
ZT511/466372-011 Sepia

Price Category J

Fluted Silk – Maharam
Ancillary
54" wide
85% silk
8% cotton
7% acrylic
ZFK02/465982-002 Tarnish
ZFK05/465982-005 Calm
ZFK06/465982-006 Flaxen
ZFK10/465982-010 Noticed
ZFK11/465982-011 Moody
ZFK12/465982-012 Constant
ZFK13/465982-013 Seed
ZFK14/465982-014 Eternal
ZFK15/465982-015 Honor
ZFK17/465982-017 Cranach
ZFK20/465982-020 Discreet

Mikado – Maharam
Ancillary
54" wide
79% cotton
21% polyester
V1901/459330-001 Umber
V1902/459330-002 Orange
V1903/459330-003 Ultramarine
V1904/459330-004 Pink
V1905/459330-005 Sepia

Trestle - Maharam
Ancillary
54" wide
36% acrylic
32% wool
23% cotton
9% polyester
3WG01/466613-001 Loam
3WG02/466613-002 Rift
3WG03/466613-003 Fuse
3WG04/466613-004 Cumulus
3WG05/466613-005 Strand
3WG06/466613-006 Pomelo
3WG07/466613-007 Tawny
3WG08/466613-008 Sunstone
3WG09/466613-009 Kindling
3WG10/466613-010 Sidecar
3WG11/466613-011 Beak
3WG12/466613-012 Ficus
3WG13/466613-013 Hinge
3WG14/466613-014 Bluefish
3WG15/466613-015 Oblivion

Appendix: Textile Colors

- Maharam textiles are on assigned lead times [A](#).
- Fabric numbers are listed as Herman Miller fabric number/Maharam fabric number.

Textile Colors

continued

Appendix: Textile Colors

Price Category K

Checker – Maharam	
Ancillary	
55" wide	
77% cotton	
23% polyester	
V1201/459830-001 Emerald Light/ Ivory	
V1204/459830-004 Ultramarine/ Emerald	
V1206/459830-007 Sienna Dark/ Khaki	
V1207/459830-008 Black/White	
V1209/459830-009 Ultramarine/ Turquoise	
V1210/459830-010 Blue Gray/ Emerald	
V1211/459830-011 Olive/Pink	
V1212/459830-012 Magenta/ Orange	
V1213/459830-013 Crimson/ Orange	
Checker Split – Maharam	
Ancillary	
55" wide	
77% cotton	
23% polyester	
V1301/460290-01 Black/White	
Double Triangles – Maharam	
Ancillary	
55" wide	
77% cotton	
23% polyester	
V1401/459840-001 Black/White	
Facets – Maharam	
Ancillary	
55" wide	
77% cotton	
23% polyester	
V1501/459850-001 Black/White	

Isa – Maharam	
Ancillary	
59" wide	
85% wool	
15% nylon	
VKZ01/466624-001 Bashful	
VKZ02/466624-002 Median	
VKZ03/466624-003 Observe	
VKZ04/466624-004 Plains	
VKZ05/466624-005 Drawn	
VKZ06/466624-006 Connect	
VKZ07/466624-007 Fennel	
VKZ08/466624-008 Skyward	
VKZ09/466624-009 Oceanic	
VKZ10/466624-010 Neptune	
VKZ11/466624-011 Sprint	
VKZ12/466624-012 Ledge	
VKZ13/466624-013 Surround	
VKZ14/466624-014 Foretell	
VKZ15/466624-015 Lory	
VKZ16/466624-016 Dear	
VKZ17/466624-017 Foxtrot	
VKZ18/466624-018 Sincere	
VKZ19/466624-019 Begonia	
Optik – Maharam	
Ancillary	
55" wide	
76% cotton	
24% polyester	
ZQP01/459960-001 Sun Yellow/ Orange	
ZQP06/459960-006 White/Black	
Unisol – Maharam	
Ancillary	
55" wide	
61% rayon	
21% polyester	
18% cotton	
ZUN01/461160-001 Black/ White	

Price Category L

Exaggerated Plaid – Maharam	
Ancillary	
59" wide	
100% wool	
ZEP01/466039-001 Glen	
ZEP02/466039-002 Brae	
ZEP03/466039-003 Firth	
Geometri – Maharam	
Ancillary	
55" wide	
77% cotton	
23% polyester	
ZGM02/459970-002 Red/ Carmine	
ZGM03/459970-003 Lilac/Blue	
ZGM04/459970-004 White/ Black	
Jacobs Coat – Maharam	
Ancillary	
54" wide	
92% wool	
8% nylon	
V1601/462270-001 Multicolored Bright *	
V1602/462270-002 Multicolored Neutral	
* Color available on Girard Color Wheel Ottoman.	
Millerstripe – Maharam	
Ancillary	
54" wide	
92% wool	
8% rayon	
V1701/462250-001 Multicolored Bright	
V1702/462250-002 Multicolored Neutral	

Minicheck - Maharam	
Seating	
55" wide	
78% cotton	
22% polyester	
PFOA-Free stain resistant finish	
ZMK01/466268-001 Black/ White	
Monk's Wool – Maharam	
Ancillary	
54" wide	
96% wool	
4% nylon	
ZMW01/457301-001 Tusk	
ZMW03/457301-003 Slate	
ZMW05/457301-005 Cherokee	
Pebble Wool – Maharam	
Ancillary	
54" wide	
90% wool	
10% nylon	
ZPW01/457401-001 Birch	
ZPW10/457401-010 Cottage	
ZPW13/457401-013 Eggshell	
ZPW14/457401-014 Whisper	
ZPW15/457401-015 Ceramic	
ZPW16/457401-016 Seamist	
ZPW17/457401-017 Armory	
ZPW18/457401-018 Glaze	
ZPW19/457401-019 Cordial	
Pebble Wool Multi – Maharam	
Ancillary	
54" wide	
97% wool	
3% nylon	
ZPM01/461200-001 Fawn	
ZPM02/461200-002 Slate	
ZPM05/461200-005 Moss	
ZPM06/461200-006 Tabasco	

Price category L continued on
next page

- Maharam textiles are on assigned lead times [A](#).
- Fabric numbers are listed as Herman Miller fabric number/Maharam fabric number.

Textile Colors

continued

Price Category L

continued

Quatrefoil – Maharam	
Ancillary	
54" wide	
75% cotton	
25% nylon	
V2101/459350-001	Silver
V2102/459350-002	Pink
V2103/459350-003	Crimson
V2104/459350-004	Emerald
V2105/459350-005	Violet

Repeat Classic Stripe – Maharam	
Ancillary	
55" wide	
47% cotton	
27% rayon	
26% polyester	
ZRS01/462170-001	Inca
ZRS02/462170-002	Pistachio
ZRS03/462170-003	Poppy
ZRS04/462170-004	Cadet
ZRS05/462170-005	Peacock

Repeat Dot Ring – Maharam	
Ancillary	
55" wide	
75% cotton	
25% polyester	
ZRR01/462150-001	Gold
ZRR04/462150-004	Pink
ZRR05/462150-005	Coral
ZRR07/462150-007	Gold
	Reverse
ZRR10/462150-010	Pink
	Reverse
ZRR11/462150-011	Coral
	Reverse

Stripes - Maharam	
Ancillary	
56" wide	
92% wool	
8% nylon	
ZSP01/463980-001	001
ZSP02/463980-002	002
ZSP03/463980-003	003
ZSP04/463980-004	004
ZSP05/463980-005	005
ZSP06/463980-006	006
ZSP07/463980-007	007
ZSP08/463980-008	008
ZSP09/463980-009	009
ZSP10/463980-010	010

Toostripe – Maharam	
Ancillary	
54" wide	
92% wool	
8% nylon	
V2201/462260-001	Orange Dark/ Crimson Dark
V2202/462260-002	Black/ Raw Umber
V2203/462260-003	Ochre Dark/ Sienna

Price Category M

Fruit - Maharam	
Seating	
54" wide	
55% cotton	
32% nylon	
13% post-consumer recycled	
polyester	
PFOA-Free stain resistant finish	
Acrylic backing	

ZF201/466262-001	Opal
ZF202/466262-002	Lime
ZF203/466262-003	Olive
ZF204/466262-004	Sky
ZF207/466262-007	Russet

Names – Maharam	
Ancillary	
55" wide	
73% cotton	
27% polyester	
V1801/462510-001	Crimson On White
V1802/462510-002	Ultramarine On White
V1803/462510-003	Black On White

Ottoman Stripe – Maharam	
Ancillary	
58" wide	
92% wool	
8% nylon	
ZQN01/466142-001	Brass
ZQN02/466142-002	Cocoa
ZQN03/466142-003	Dusk
ZQN04/466142-004	Pistachio
ZQN05/466142-005	Apricot

Pressed Plaid – Maharam	
Ancillary	
54" wide	
100% wool	
T1101/466181-001	001
T1102/466181-002	002
T1103/466181-003	003
T1104/466181-004	004
T1105/466181-005	005
T1106/466181-006	006

Wool Striae – Maharam	
Ancillary	
54" wide	
100% wool	
T1201/466184-001	001
T1202/466184-002	002
T1203/466184-003	003
T1204/466184-004	004
T1205/466184-005	005
T1206/466184-006	006
T1207/466184-007	007

Appendix: Textile Colors

- Maharam textiles are on assigned lead times [A](#).
- Fabric numbers are listed as Herman Miller fabric number/Maharam fabric number.

Textile Colors

continued

Price Category N

Alpaca Epinglé - Maharam	
Ancillary	
55" wide	
100% alpaca	
ZAE01/465902-001	Vellum
ZAE02/465902-002	Slate
ZAE06/465902-006	Graphite
ZAE07/465902-007	Beignet

Alpaca Velvet - Maharam	
Ancillary	
54" wide	
100% alpaca	
ZAV01/465901-001	Alpine
ZAV06/465901-006	Charcoal
ZAV07/465901-007	Pewter
ZAV08/465901-008	Squash
ZAV09/465901-009	Wallaby
ZAV10/465901-010	Brunia

Bespoke Stripe - Maharam	
Ancillary	
56" wide	
100% wool	
ZBP01/463540-001	Navy
ZBP02/463540-002	Tobacco
ZBP03/463540-003	Chocolate
ZBP04/463540-004	Charcoal
ZBP05/463540-005	Black
ZBP06/463540-006	Pewter

Herringbone Stripe - Maharam	
Ancillary	
57" wide	
100% wool	
ZKP01/465945-001	Granite
ZKP02/465945-002	Espresso
ZKP03/465945-003	Graphite
ZKP04/465945-004	Indigo
ZKP05/465945-005	Raven

Point - Maharam	
Ancillary	
53" wide	
97% rayon	
3% nylon	
ZPT01/466090-001	Ivory and Ember
ZPT02/466090-002	Black and Coral
ZPT03/466090-003	Slate and Khaki
ZPT04/466090-004	Black and Cobalt
ZPT05/466090-005	Black and Khaki
ZPT06/466090-006	Slate and Mandarin
ZPT07/466090-007	Slate and Black
ZPT08/466090-008	Brick and Greige
ZPT09/466090-009	Gold and Black
ZPT10/466090-010	Greige and Peat
ZPT11/466090-011	Peat and Mandarin
ZPT12/466090-012	Crimson
ZPT13/466090-013	Mandarin
ZPT14/466090-014	Citrus
ZPT15/466090-015	Grass
ZPT16/466090-016	Cyan
ZPT17/466090-017	Cobalt

Wool Velvet - Maharam	
Ancillary	
54" wide	
100% wool	
ZWV01/466120-001	Plush
ZWV02/466120-002	Subdue
ZWV03/466120-003	Flagstone
ZWV04/466120-004	Nori
ZWV06/466120-006	Bridle
ZWV07/466120-007	Covert
ZWV08/466120-008	Gateway

Price Category O

Bavaria Stripe - Maharam	
Ancillary	
55" wide	
77% polyester	
23% cotton	
ZBS02/466161-002	Unique

Price Category P

Big Stripe - Maharam	
Ancillary	
55" wide	
92% wool	
8% nylon	
ZBR01/466174-001	Peacock
ZBR02/466174-002	Spring
ZBR03/466174-003	Umber
ZBR04/466174-004	Poppy
ZBR05/466174-005	Cobalt

Epinglé Stripe - Maharam	
Ancillary	
50" wide	
100% cotton	
ZES01/466007-001	Caramel
ZES02/466007-002	Lead
ZES03/466007-003	Violet
ZES04/466007-004	Mahogany
ZES05/466007-005	Olive

Layers Garden - Maharam	
Ancillary	
52" wide	
96% wool	
3% nylon	
1% polyester	
ZLY01/465916-001	Ivy/Bronze
ZLY02/465916-002	Putty/ Turquoise
ZLY03/465916-003	Pewter/ White
ZLY04/465916-004	Chocolate/ Lilac
ZLY05/465916-005	Peat/Copper

Price category P continued on next page

- Maharam textiles are on assigned lead times. [A](#)
- Fabric numbers are listed as Herman Miller fabric number/Maharam fabric number.

Textile Colors

continued

Price Category P

continued

Layers Park – Maharam	
Ancillary	
52" wide	
95% wool	
3% nylon	
2% polyester	
ZLP01/465918-001	Ash/Snow
ZLP02/465918-002	Mineral/Sky
ZLP03/465918-003	Poppy/ Melon
ZLP04/465918-004	Indigo/ White
ZLP05/465918-005	Earth/Cobalt
Layers Vineyard Large – Maharam	
Ancillary	
52" wide	
95% wool	
3% nylon	
2% polyester	
ZLV01/465921-001	Ivory/Onyx
ZLV02/465921-002	Slate/Azure
ZLV03/465921-003	Loden/Sky
ZLV04/465921-004	Taupe/ Crimson
ZLV05/465921-005	Black/ Mahogany
Layers Vineyard Small – Maharam	
Ancillary	
52" wide	
92% wool	
5% polyester	
3% nylon	
ZLS01/465920-001	Ochre/White
ZLS02/465920-002	Scarlet/ Peony
ZLS03/465920-003	Taupe/Violet
ZLS04/465920-004	Jade/ Turquoise
ZLS05/465920-005	Ginger/Rose

Mohair Supreme - Maharam	
Ancillary	
54" wide	
100% mohair	
ZMS02/451801-072	Stonehenge
ZMS06/451801-112	Slate *
ZMS07/451801-113	Rich Chocolate *
ZMS09/451801-126	Cayenne
ZMS10/451801-127	Cognac
ZMS12/451801-129	Peat *
ZMS15/451801-133	Abyss
ZMS16/451801-134	Intrigue
ZMS18/451801-136	Lupine *
ZMS28/451801-146	League
ZMS29/451801-147	Armory *
ZMS32/451801-150	Capiz
ZMS33/451801-151	Underneath
ZMS34/451801-152	Crescent
ZMS35/451801-153	National
ZMS36/451801-154	Rooftop
ZMS37/451801-155	Skewer
ZMS38/451801-156	Party
ZMS39/451801-157	Keepsake
ZMS40/451801-158	Travel
ZMS41/451801-159	Estate
ZMS42/451801-160	Grassland
ZMS43/451801-161	Limoncello
ZMS44/451801-162	Mango
ZMS45/451801-163	Doll
ZMS46/451801-164	Carousel
ZMS47/451801-165	Palette
ZMS48/451801-166	Brandy
ZMS49/451801-167	Aristocrat
ZMS50/451801-168	Soulmate
ZMS51/451801-169	Rosette

* Colors available on Eames Lounge Chair and Ottoman.

Price Category Q

A Band Apart – Maharam	
Ancillary	
56" wide	
75% polyester	
25% cotton	
ZAB01/466000-001	Unique
Brushed Camel – Maharam	
Ancillary	
58" wide	
100% baby camel hair	
ZBA01/465977-001	Albino
ZBA02/465977-002	Natural
Deconstructed Rose – Maharam	
Ancillary	
55" wide	
65% polyester	
32% cotton	
3% rayon	
ZDS01/466086-001	Golden
ZDS02/466086-002	Vivid
ZDS03/466086-003	Earthen
Massive Paisley – Maharam	
Ancillary	
57" wide	
76% polyester	
24% cotton	
ZMV01/465915-001	Ash
ZMV03/465915-003	Cardinal
ZMV06/465915-006	Night
The Firm – Maharam	
Ancillary	
56" wide	
75% polyester	
25% cotton	
ZTF03/465999-003	Unique

Price Category R

Borders – Maharam	
Ancillary	
53" wide	
98% wool	
2% polyester	
ZBB01/466082-001	Natural
ZBB02/466082-002	Greige
ZBB03/466082-003	Charcoal
ZBB04/466082-004	Walnut
Stow Leather - Maharam	
Ancillary	
approx. 50 sq. ft. per hide	
100% leather	
protective top coat	
ZSV01/700014-001	Opera
ZSV02/700014-002	Japonica
ZSV03/700014-003	Masquerade
ZSV04/700014-004	Laguna
ZSV05/700014-005	Jettison
ZSV06/700014-006	Razor
ZSV07/700014-007	Holiday
ZSV08/700014-008	Patchouli
ZSV09/700014-009	Macrame
ZSV10/700014-010	Grace
ZSV11/700014-011	Seraphim
ZSV12/700014-012	Ricotta
ZSV13/700014-013	Neroli
ZSV14/700014-014	Sultana
ZSV15/700014-015	Sundance
ZSV16/700014-016	Quince
ZSV17/700014-017	Babka
ZSV18/700014-018	Maitake
ZSV19/700014-019	Mercer
ZSV20/700014-020	Gaucha
ZSV21/700014-021	Chia
ZSV22/700014-022	Vanguard
ZSV23/700014-023	Zone
ZSV24/700014-024	Zeppelin

Price category R continued on next page

- Maharam textiles are on assigned lead times. ^[A]
- Fabric numbers are listed as Herman Miller fabric number/Maharam fabric number.

Textile Colors

continued

Appendix: Textile Colors

Price Category R

continued

Stow Leather <i>continued</i>
ZSV25/700014-025 Clandestine
ZSV26/700014-026 Raven
ZSV27/700014-027 Cabana
ZSV28/700014-028 Rime
ZSV29/700014-029 Forsythia
ZSV30/700014-030 Panthera
ZSV31/700014-031 Dune
ZSV32/700014-032 Madera
ZSV33/700014-033 Russet
ZSV34/700014-034 Gala
ZSV35/700014-035 Heron

Price Category S

Bavaria – Maharam
Ancillary
55” wide
73% polyester
27% cotton
ZBV01/466162-001 Unique

Price Category T

All Grain Leather – Edelman
Ancillary
approx. 50 sq. ft. per hide
100% full-grain Aniline-dye cowhide
VB01/AG01 Pitch Brown
VB02/AG02 White
VB03/AG03 Cloud
VB04/AG04 Shadow
VB05/AG05 Black
VB06/AG06 Baked Bean
VB07/AG07 Mildew
VB08/AG08 Soot
VB09/AG09 Blue Jeans
VB10/AG10 Merlot
VB11/AG11 Nutmeg
VB12/AG12 Butter
VB13/AG13 Cherry
VB14/AG14 Burnt Orange
VB15/AG15 Whiskey
VB17/AG17 Raw Silk
VB18/AG18 Balsa
VB19/AG19 Naturale
VB21/AG21 Greige
VB22/AG27 Latte
VB23/AG28 Coral
VB24/AG29 Rose
VB25/AG30 Zinnia
VB26/AG31 Iris
VB27/AG32 Daffodil

Hours – Maharam
Ancillary
56” wide
95% wool
3% nylon
2% rayon
ZKR01/466092-001 Day
ZKR02/466092-002 Night

Price Category U

Layers Garden Double – Maharam
Ancillary
52” wide
96% wool
3% nylon
1% polyester
ZLD01/465917-001 Ash/ Quartz/ Grass
ZLD02/465917-002 Earth/ Chocolate/ Coral
ZLD03/465917-003 Black/ Navy/ Cobalt
Layers Park Double – Maharam
Ancillary
52” wide
96% wool
3% nylon
1% polyester
ZLB01/465919-001 Mineral/ Taupe/ Lemon
ZLB02/465919-002 Sienna/ Ginger/ Rose
ZLB03/465919-003 Black/ Peat/ Copper

- Maharam textiles are on assigned lead times. [A](#)
- Fabric numbers are listed as Herman Miller fabric number/Maharam fabric number.

Textile Colors

continued

Price Category V-W	Price Category X	Price Category Y	Price Category Z
No fabrics available at this time.	<div><div>Eden – Maharam</div><div>Ancillary 56" wide 83% polyester 17% cotton ZED01/466258-001 001 ZED02/466258-002 002 ZED03/466258-003 003 ZED04/466258-004 004 ZED05/466258-005 005</div><div>Foliage – Maharam</div><div>Ancillary 56" wide 75% polyester 25% cotton ZFG02/466257-002 002 ZFG04/466257-004 004 ZFG05/466257-005 005</div></div>	<div><div>Industry – Maharam</div><div>Ancillary 55" wide 80% polyester 20% cotton ZND01/466255-001 001</div></div>	<div><div>Agency – Maharam</div><div>Ancillary 55" wide 75% polyester 25% cotton ZAG02/466001-002 002 ZAG04/466001-004 004 ZAG05/466001-005 005 ZAG06/466001-006 006 ZAG07/466001-007 007 ZAG08/466001-008 008</div></div>

Appendix: Textile Colors

- Maharam textiles are on assigned lead times. A
- Fabric numbers are listed as Herman Miller fabric number/Maharam fabric number.

Textile Colors

continued

Price Category 10M

Appendix: Textile Colors

Pace Leather – Maharam	
Ancillary	
approx. 50 sq. ft. per hide	
100% leather	
ZPA01/700011-001	Whisper
ZPA02/700011-002	Shy
ZPA03/700011-003	Granite
ZPA04/700011-004	Misty
ZPA05/700011-005	Studio
ZPA06/700011-006	Throne
ZPA07/700011-007	Proper
ZPA08/700011-008	Huron
ZPA09/700011-009	Darkroom
ZPA10/700011-010	Bark
ZPA11/700011-011	Raspberry
ZPA12/700011-012	Sangria
ZPA13/700011-013	Admiral
ZPA14/700011-014	Juniper
ZPA15/700011-015	Regal
ZPA16/700011-016	Vapor
ZPA17/700011-017	Valley
ZPA18/700011-018	Bushel
ZPA19/700011-019	Heirloom
ZPA20/700011-020	Palomino
ZPA21/700011-021	Bamboo
ZPA22/700011-022	Saffron
ZPA23/700011-023	Tearose
ZPA24/700011-024	Canyon
ZPA25/700011-025	Bistro
ZPA26/700011-026	Toffee
ZPA27/700011-027	Rodeo
ZPA28/700011-028	Mudslide
ZPA29/700011-029	Greige
ZPA30/700011-030	Reflection
ZPA31/700011-031	Pure
ZPA32/700011-032	Desert
ZPA33/700011-033	Griffin
ZPA34/700011-034	Urbane
ZPA35/700011-035	Woodrose

- Maharam textiles are on assigned lead times. [A](#)
- Fabric numbers are listed as Herman Miller fabric number/Maharam fabric number.

For more information about our products and services or to see a list of dealers, please visit us at HermanMiller.com or call (800) 851 1196.

© 2024 Herman Miller, Inc., Zeeland, Michigan

Distribution Rights

Working together since 1956, Herman Miller and Vitra are the authentic sources of designs by Charles and Ray Eames, Alexander Girard, and George Nelson. All the designs shown in this book are protected by law. Herman Miller has obtained all rights to make and sell these designs. Also, Herman Miller holds exclusive worldwide manufacturing and distribution rights for these products with the following exceptions:

Charles and Ray Eames, George Nelson, and Alexander Girard—Worldwide distribution rights for furniture in all areas except Europe and the Middle East. For those areas, please contact Vitra.

Isamu Noguchi—Worldwide distribution rights for the Noguchi Rudder Table. Distribution rights for the Noguchi Table in North America and Central America only. For all other areas, please contact Vitra.

Magis—Exclusive distribution rights in the US and Canada. For all other areas, please contact Magis.

© **HermanMiller**, 3D Intelligent, 8Z Pellicle, AO, Action Office, Aeron, Aside, Bubble Lamps, Canvas Office Landscape, Caper, Celle, Cosm, Co/Struc, Daisyone, Distil, Eames, Eco-Dematerialized, Embody, Envelop, Ethospace, Exclave, Fine-Tune, FlexFront, Flo, Formcoat, Formwork, Ground Cloth, Intent, Kinemat, Layout Studio, Lino, Live Unframed, Living Office, Maharam, Meridian, Mirra, Motia, Nelson, Pari, Pellicle, Perspectives, Plex, PostureFit, PostureFit SL, Public Office Landscape, Sayl, Setu, Striad, Tu, Ubi, Verus, Wishbone, Y-Tower and Zeph are among the registered trademarks of Herman Miller, Inc., and its owned subsidiaries.

™ About Face, AireWeave, Airia, Ambit, Asari Chair by HermanMiller, Backfit, Bubbletack, Burdick Group, Butterfly Back, Canvas Vista, Cellular Suspension, Commend, Compass, Connect, DOT, Duracare, Durawrap, EnhancedAccess, Everywhere, Flex-Edge, Flute, Harmonic, Headway, Herman Miller Select, Hopsak 2, Iota, Keyless Entry, Latitude, Logic Mini, Logic Power Access Solutions, Lyris, Lyris 2, Made-to-Measure Storage, Mora, Multiscrim, Nevi, OE1, OE1 Workspace Collection, Overlay, Pixelated Support, Pronta, Renew, Sense, Soft Pad, Stackable, Stackable Storage, Swoop, Thrive, Tone, TriFlex, Twist and Wireframe are among the trademarks of Herman Miller, Inc., and its owned subsidiaries.

SM Herman Miller Options is among the service marks of Herman Miller, Inc.

AAP™ is a trademark of Extron Electronics.

Alexander Girard® is a registered trademark of The Alexander Girard Estate.

Chemsurf® is a registered trademark of Wilsonart International.

Corian® is a registered trademark of E. I. du Pont de Nemours and Company Corporation.

Crypton® is a registered trademark of Crypton, Inc.

DACRON® is a registered trademark of INVISTA S.a r.l.

Danzer® is a registered trademark of Danzer Holding AG.

Decora® is a registered trademark of Leviton Manufacturing Co., Inc.

Edelman® Leather is a registered trademark of Edelman Leather, Inc.

Extron® is a registered trademark of RGB Systems, Inc.

FENIX NTM® is a registered trademark of Arpa Industriale S.p.A.

FLEXNET™ is a trademark of Milliken & Company.

Floor Saver Glide® is a registered trademark of Carpin Manufacturing, Inc.

Forest Stewardship Council® is a registered trademark of the Forest Stewardship Council A.C. (FSC). We are FSC® certified (FSC® C102895).

FSC® is a registered trademark of the Forest Stewardship Council A.C. (FSC).

Geiger® is a registered trademark, and Bumper™, Saiba™, and Ward Bennett™ are trademarks, of Geiger International.

Hang-It-All® is a registered trademark of Lucia Eames Demetrios, d.b.a. Eames Office.

Holophane® is a registered trademark of Holophane.

Ingeo™ is a trademark of Cargill Dow LLC.

iPad® and Mac mini® are registered trademarks of Apple Inc.

Leviton® is a registered trademark of Leviton Manufacturing Co., Inc.

LifeSize® is a registered trademark of LifeSize Communications, Inc.

Logitech G® is a registered trademark of Logitech International S.A.

Magis®, Bombo®, and Me Too® are registered trademarks of Magis S.p.A.

MicrobeCare™ is a trademark of Parasol Medical LLC.

Microsoft® and Natural® Keyboard are registered trademarks of Microsoft Corporation.

Noguchi® and the Noguchi table configuration (trade dress) are registered trademarks, and Rudder Table™ is a trademark, of The Isamu Noguchi Foundation and Garden Museum.

Place Textiles® is a registered trademark of Place Textiles.

Sunbrella® is a registered trademark of Glen Raven, Inc.

SuperSeat™ is a trademark of Dahti Seating, a division of ITW.

Valor™ is among the trademarks owned by Nemschoff, Inc.