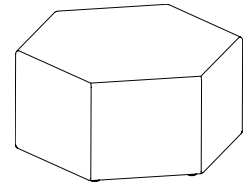


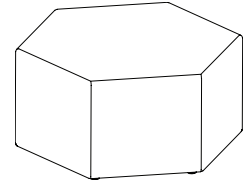
Ottoman 109056

Overall dimensions	31.5"w x 36"d x 17.5"h	Weight	43 lbs.
Seat dimensions	31.5"w x 36"d x 17.5"h	Cubic feet	15
		COM	2.5 yds.
		COL	50 sq. ft.



Ottoman- multiple textiles 109056-MT

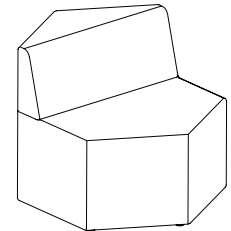
Overall dimensions	31.5"w x 36"d x 17.5"h	Weight	43 lbs.
Seat dimensions	31.5"w x 36"d x 17.5"h	Cubic feet	15
		COM	1.25 yds. (top) 1.75 yds. (side)
		COL	25 sq. ft. (top) 35 sq. ft. (side)



Standard features	Options available
<ul style="list-style-type: none"> Fully upholstered 	<ul style="list-style-type: none"> Power location <ul style="list-style-type: none"> Available on 1-3 sides Power color <ul style="list-style-type: none"> Black, White or Silver Weighted option

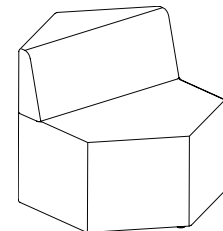
Ottoman with backrest 109156

Overall dimensions	31.5"w x 36"d x 29.5"h	Weight	62 lbs.
Seat dimensions	31.5"w x 22"d x 17.5"h	Cubic feet	23
Inside back	12.5"	COM	3.25 yds.
		COL	65 sq. ft.



Ottoman with backrest- multiple textiles 109156-MT

Overall dimensions	31.5"w x 36"d x 29.5"h	Weight	62 lbs.
Seat dimensions	31.5"w x 22"d x 17.5"h	Cubic feet	23
Inside back	12.5"	COM	1.25 yds. (Top) 1.75 yds. (Side)
		COL	25 sq. ft. (Top) 35 sq. ft. (Side)

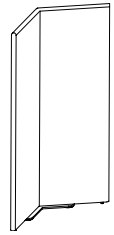


Standard features	Options available
<ul style="list-style-type: none"> Fully upholstered 	<ul style="list-style-type: none"> Power location <ul style="list-style-type: none"> Left or right facing power Power color <ul style="list-style-type: none"> Black, White or Silver Weighted option




Wall outside tall 109WOT

Overall dimensions	33"w x 11.5"d x 56"h	Weight	45 lbs.
		Cubic feet	15
		COM	3.5 yd.
		COL	70 sq. ft.



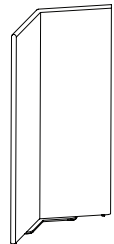
Wall outside short 109WOS

Overall dimensions	33"w x 11.5"d x 44"h	Weight	38 lbs.
		Cubic feet	12
		COM	3 yds.
		COL	60 sq. ft.



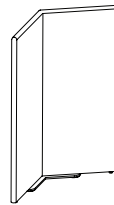
Wall inside tall 109WIT

Overall dimensions	31.75"w x 11.25"d x 56"h	Weight	44 lbs.
		Cubic feet	15
		COM	3.5 yds.
		COL	70 sq. ft.



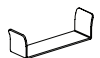
Wall inside short 109WIS

Overall dimensions	31.75"w x 11.25"d x 44"h	Weight	37 lbs.
		Cubic feet	12
		COM	3 yds.
		COL	60 sq. ft.



Standard features	Options available
<ul style="list-style-type: none"> Fully upholstered 	<ul style="list-style-type: none"> See website for approved textiles

Ganging kit 109GK





Standard textile selection

<https://ofs.com/resources/textiles>

Power

Clamp mount - one power and one charging USB A+C

Frame construction

Lounge

- Seat • Plywood top panel
- Upholstery • All fabric and leather pieces are cut with automated cutters that utilize precise patterns
- Assembly • The corners and joints are notched and slotted, and reinforced with glue and/or corner blocks, dowels, screws or staples

Walls

- Upholstery • All fabric and leather pieces are cut with automated cutters that utilize precise patterns
- Assembly • The corners and joints are reinforced with glue and/or corner blocks, dowels, screws or staples

Foam

- Lounge • 3" Premium grade foam
 - 40 lb. Compression
 - 2.3 Density
- Walls • .25" Thick conventional foam
 - 95 lb. Compression
 - 1.8 Density