

Gathr building blocks





Table of contents

Overview	3
Options	4
Gathr modular - seating	5-10
Gathr modular - booths	11-12
Gathr modular - tables	13-14
Gathr modular - bookcases	15-16
Gathr island	17
Gathr Hydra	18-20
Gathr for Obeya	21-23
Planter liner/accessories	24

Overview

General

- Gathr includes components for the following applications: Modular, island, Hydra and Obeya
- Stand alone and ganging units. **Note:** Ganging modules cannot be freestanding
- **Note:** Modular, island, Hydra Gathr, and Obeya Gathr components cannot be mixed together
- Modular components include straights, inside wedges, outside wedges, booths, bookcases, and tables. These components can be used in any combination together
- Modular straight and wedge components available with optional fabric back, or fabric back with privacy colonnades. Panel ends on finished side feature radius corner

- Finished end panels on stand alone, left, and right end units feature exposed plywood edge
- Accessory seat pad

Finishes

- Seat features vertical grain direction. Available in select super matte veneers, or HPL
- End panel features vertical grain direction. Available in select super matte veneers, or HPL
- Optional colonnades available in standard and studio powder coats
- Upholstered back panels available in select textiles. See **approved list**



Gathr modular



Gathr island



Gathr Hydra

Options

Upholstered seats

- All Gathr models have the option for an upholstered seat
- Upholstered and non upholstered seat units can be ganged together

Gaskets

- All non upholstered seats have the option to include a gasket on each side of the seat, to close in gaps between ganged seating models
- **Note:** Gaskets must be specified when a finished seat is connected to an upholstered seat
- Gaskets are available in black (GSKB) or grey (GSKG)

Power

- All Gathr seating models (upholstered and non upholstered) have the option to add a power module (ABY). Power module is centered on front of seat. Power module includes single outlet, USB-A and USB-C duplex
- See booth and table pages for power locations on those components
- See **planning guide** for additional power information

Upholstered seats



Upholstered seat shown in center location (XV)

Gaskets



Black gasket shown (GSKB)

Power



Power location (ABY)

Gathr Modular straight

- Module widths: 21"w, 30"w, 42"w
- Depth: 39.5"d
- Height: 36"h. 43.5"h with back panel
- Stand alone or ganged modules
- Optional fabric back panel. Fabric panel should be used when modules are not placed against a wall
- **Note:** Ganging modules cannot be freestanding
- Optional fabric back panel extensions:
 - Stand alone: Panel extends 1" past module end, on both sides. Adds 2" to overall width
 - Left and right ganging: Panel extends 1" past module end, on finished end. Adds 1" to overall width
 - Center ganging: Panel is flush to module ends, no additional width is added

Stand alone module



88-__ST-S
Front

Back

Ganging module, left position



88-__ST-L
Front

Back

Ganging module, center position



88-__ST-C
Front

Back

Ganging module, right position



88-__ST-R
Front

Back

Gathr Modular straight, with colonnades

- Module widths: 21"w, 30"w, 42"w
- Depth: 39.5"d
- Height: 76.25"h
- Stand alone or ganged modules
- Back panel standard
- 1 ½" steel tube colonnades attach directly to the back panel.
Spaced 3 ½" apart, on center
- **Note:** Ganging modules cannot be freestanding
- Optional fabric back panel extensions:
 - Stand alone: Panel extends 1" past module end, on both sides. Adds 2" to overall width
 - Left and right ganging: Panel extends 1" past module end, on finished end. Adds 1" to overall width
 - Center ganging: Panel is flush to module ends, no additional width is added

Stand alone module



88-__STC-S
Front

Back

Ganging module, left position



88-__STC-L
Front

Back

Ganging module, center position



88-__STC-C
Front

Back

Ganging module, right position



88-__STC-R
Front

Back

Gathr Modular inside wedges

- Overall width: 29.5"w
- Overall depth: 40.25"d
- Height: 36"h. 43.5"h with back panel
- Ganged modules, wedges must attach to at least one other modular component
- Optional fabric back panel. Fabric panel should be used when modules are not up against a wall
- **Note:** Ganging modules cannot be freestanding
- Optional fabric back panel extensions:
 - Left and right ganging: Panel extends 1" past module end, on finished end
 - Center ganging: Panel is flush to module ends

Ganging module, left position



88-22IW-L
Front

Back

Ganging module, center position



88-22IW-C
Front

Back

Ganging module, right position




88-22IW-R
Front

Back

Gathr Modular inside wedges, with colonnades

- Overall width: 29.5"w
- Overall depth: 41.75"d
- Height: 76.25"h
- Ganged modules, wedges must attach to at least one other modular component
- 1 ½" steel tube colonnades attach directly to the back panel. Spaced 3 ½" apart, on center
- **Note:** Ganging modules cannot be freestanding
- Optional fabric back panel. Fabric panel should be used when modules are not up against a wall
- Optional fabric back panel extensions:
 - Left and right ganging: Panel extends 1" past module end, on finished end
 - Center ganging: Panel is flush to module ends

Ganging module, left position



88-22IWC-L
Front

Back

Ganging module, center position



88-22IWC-C
Front

Back

Ganging module, right position



88-22IWC-R
Front

Back

Gathr Modular outside wedges

- Overall width: 29.5"w
- Overall depth: 39"d
- Height: 36"h. 43.5"h with back panel
- Ganged modules, wedges must attach to at least one other modular component
- Optional fabric back panel. Fabric panel should be used when modules are not up against a wall
- **Note:** Ganging modules cannot be freestanding
- Optional fabric back panel extensions:
 - Left and right ganging: Panel extends 1" past module end, on finished end
 - Center ganging: Panel is flush to module ends

Ganging module, left position



88-22OW-L
Front

Back

Ganging module, center position



88-22OW-C
Front

Back

Ganging module, right position



88-22OW-R
Front

Back

Gathr Modular outside wedges, with colonnades

- Overall width: 29.5"w
- Overall depth: 39"d
- Height: 76.25"h
- Ganged modules, wedges must attach to at least one other modular component
- 1 ½" steel tube colonnades attach directly to the back panel. Spaced 3 ½" apart, on center
- **Note:** Ganging modules cannot be freestanding
- Optional fabric back panel. Fabric panel should be used when modules are not up against a wall
- Optional fabric back panel extensions:
 - Left and right ganging: Panel extends 1" past module end, on finished end
 - Center ganging: Panel is flush to module ends

Ganging module, left position



88-22OWC-L
Front

Back


Ganging module, center position



88-22OWC-C
Front

Back

Ganging module, right position



88-22OWC-R
Front

Back

Gathr Modular booth | straight

General

- Depth: 23.5"d
- Height: 76"h
- Stand alone or ganged modules. **Note:** Straight booth must be connected to a straight modular ganged seat. Specify modular seat with no back panel
- Back panel standard on booth. See **planning guide** for information on back panel ganging

Options

- Optional power module with power outlet, USB-A, and USB-C

Single booth

- Width: 30"w
- Optional power in left or right location
- Connects to one 30"w straight modular seat

Double booth

- Width: 60"w
- Models available with or without center mount tablet
- Optional power in center location
- Connects to two 30"w straight modular ganged seats

Single booth



88-3074SSS



optional power
right location shown



plan view

Double booth



88-6074SDS

Double with tablet



88-6074SDST

Double booth details



Optional power
shown on 88-6074SDS



Plan view
88-6074SDST shown

Gathr Modular booth | curved

General

- Height: 76"h
- Stand alone or ganged modules. **Note:** Curved booth must be connected to an inside wedge modular unit. Specify inside wedge with no back panel
- Back panel standard on booth. See **planning guide** for information on back panel ganging

Options

- Optional power module with power outlet, USB-A, and USB-C

Single booth

- Width: 37.75"w
- Depth: 25"d
- Optional power in left or right location
- Connects to one inside wedge modular unit

Double booth

- Width: 74"w
- Depth: 29"d
- Models available with or without center mount tablet
- Optional power in center position
- Connects to two inside wedge modular ganged units

Single booth



88-3874CDS



optional power
right location shown



plan view

Double booth



88-3874CDS

Double booth with tablet



88-7474CDST

Double booth details



Optional power
shown on 88-7474CDS



Plan view
88-3874CDST shown

Gathr Modular tables | straight

General

- Depth: 20.5"d
- Height: 43.5"h
- Desk, counter, or bar height worksurface
- Stand alone or ganged modules. **Note:** Straight table must be connected to modular seating. Specify no back panel on modular seating
- Connect single table to one 30" modular seat
- Connect double table to two 30"w modular seats ganged together
- Back panel standard on tables. See **planning guide** for information on back panel ganging

Options

- Optional power module with power outlet, USB-A, and USB-C. Power module mounted centered for single and double tables

Single tables

- Width: 30"w

Double tables

- Width: 60"w

Optional power



shown on 88-3029SSDT

Single tables



88-3029SSDT
desk height



88-3036SSCT
counter height



88-3042SSBT
bar height

Double tables



88-6029SDDT
desk height



88-6036SDCT
counter height



88-6042SDBT
bar height

Gathr Modular tables | curved

General

- Height: 43.5"h
- Desk, counter, or bar height worksurface
- Stand alone or ganged modules. **Note:** Straight table must be connected to modular seating. Specify no back panel on modular seating
- Connect single table to one 30" modular seat
- Connect double table to two 30"w modular seats ganged together
- Back panel standard on tables. See **planning guide** for information on back panel ganging

Options

- Optional power module with power outlet, USB-A, and USB-C. Power module mounted centered for single and double tables

Single tables

- Width: 37.75"w
- Depth: 22"d

Double tables

- Width: 74"w
- Depth: 26"d

Optional power



shown on 88-3829CSDT

Single tables



88-3829CSDT
desk height



88-3836CSCT
counter height



88-3842CSBT
bar height

Double tables



88-7429CDDT
desk height



88-7436CDCT
counter height



88-7442CDBT
bar height

Gathr Modular bookcases | straight

General

- Width: 30"w
- Depth: 20.5"d
- Heights: 43.5"h and 76"h
- Stand alone or ganged modules. **Note:** Straight bookcase must be connected to a 30"w straight modular seat. Specify modular seat with no back panel

- Back panel standard on bookcase. See **planning guide** for information on back panel ganging

42"h bookcase

- One fixed and two adjustable shelves

76"h bookcase

- Two fixed and three adjustable shelves



88-3042SBC



88-3072SBC

Gathr Modular bookcases | curved

General

- Width: 37.75"w
- Depth: 22"d
- Height: 43.5"h and 76"h
- Stand alone or ganged modules. **Note:** Curved bookcases must be connected to an inside wedge modular seat. Specify modular seat with no back panel
- Back panel standard on bookcase. See **planning guide** for information on back panel ganging

42"h bookcase

- One fixed and two adjustable shelves

76"h bookcase

- Two fixed and three adjustable shelves



88-3842CBC



88-3872CBC

Gathr Island

- Height: 36"w
- Island components are all ganging, and must be used together
- At minimum, island consists of four 45° wedges with center insert
- Additional 21"w straight modules may be added to the center to create a racetrack typical
- Note: Max of three straight modules per side
- Optional planter cutout with interior planter platform on island insert
- Planter cutouts: one for round island, two for 21" island, three for 63"w island, and four for 84"w island
- Optional round planter liner for cutouts, see planter liner section

Components



88-45OW-I
45° outside wedge



88-21ST-1
21"w straight module



88-__BX-1
Island insert (42"w shown with planter liner)

Round



(8) 88-45OW-I
(1) 88-21BX-1

Plan view

21"w center



(8) 88-45OW-I
(2) 88-21ST-1
(1) 88-42BX-1

Plan view

63"w center



(8) 88-45OW-I
(4) 88-21ST-1
(1) 88-63BX-1

Plan view

84"w center



(8) 88-45OW-I
(6) 88-21ST-1
(1) 88-84BX-1

Plan view

Gathr Hydra Panel divider

- Widths: 42"w (center), 43"w (left and right), 44"w (stand alone)
- Depth: 53.75"d
- Height: 43.5"h
- Stand alone or ganged modules
- **Note:** Ganging modules cannot be freestanding
- Left and right modules feature finished end panel on one side
- Includes fabric divider panel between Gathr seat and Hydra planter. Extends 1" past finished end on left, right, and stand alone units
- Hydra planter features three openings per module
- Optional square planter insert, three openings total per module

Stand alone module



88-42HYU-S
Front

Back

Ganging module, left position



88-42HYU-L
Front

Back

Ganging module, center position



88-42HYU-C
Front

Back

Ganging module, right position



88-42HYU-R
Front

Back

Gathr Hydra Framed divider

- Widths: 42"w (center), 43"w (left and right), 44"w (stand alone)
- Depth: 53.75"d
- Height: 83.5"h
- Stand alone or ganged modules
- **Note:** Ganging modules cannot be freestanding

- Left and right modules feature finished end panel on finished end
- Includes framed divider with wire mesh or perforated metal insert
- See Gathr Hydra infills section for available frame styles
- Hydra planter features three openings per module
- Optional square planter insert, three openings total per module

Stand alone module



88-42HY-S
Front

Back

Ganging module, left position



88-42HY-L
Front

Back

Ganging module, center position



88-42HY-C
Front

Back

Ganging module, right position



88-42HY-R
Front

Back

Gathr Hydra Framed back infills

Metal infill

- Wire mesh or perforated metal


Grill infill

- Three section infill
- Two infill materials: Woodgrain or painted veneer, and HPL

Slat infill

- Four infill styles: Horizontal, diagonal, wave, or circles

Metal Infill



Wire mesh

Perforated


Grill infill



Veneer/paint

HPL

Slat infill



Horizontal

Diagonal

Wave

Circles

Gathr Obeya General planning

- Gathr modules with no back panels may only be used against full wall beam kit, or acoustic framed panels
- Molded plywood seat
- Stand alone or ganged modules. • **Note:** Ganging modules cannot be freestanding
- End panel on left and right ganging, and stand alone modules, feature exposed plywood edge
- Optional planter cutout, see corner module section
- **Note:** Must specify back panel in open wall applications. Cannot to be used against glass wall
- Fabric panel extensions:
 - Stand alone: Panel extends .75" past module end, on both sides. Adds 1.5" to overall width
 - Left and right ganging: Panel extends .75" past module end, on both sides. Adds .75" to overall width
 - Center ganging: Panel is flush to module ends, no additional width is added
- Upholstered back panels available in select fabrics. See approved list



Gathr Accessories

Seat pad

- PET teardrop base with integrated hang hole
- Fabric cushion top. See approved fabric list

Planter liner

- Planter liners have a self irrigation system included for each opening

- Separate water reservoir that is filled every 12 weeks slowly disperses water to the plant
- Water is filled to the max line indicator
- Every third watering, water the plant from above to hydrate the substrate
- Instruction booklet comes with all liners

Seat pad



Planter liner



Planter liner detail



Gathr Obeya Straight modules

- Module widths: 21"w, 30"w, 42"w
 - Depth: 36.5"d. 37.25"d with back panel
 - Height: 36"h (43"h with back panel)
 - Stand alone or ganged modules
- **Note:** Ganging modules cannot be freestanding
 - **Note:** Fabric panel must be specified when modules are not up against a wall. Available in select fabrics, see approved list

Stand alone module



OB88-__ST-S
Front

with back panel

Ganging module, left position



OB88-__ST-L
Front

with back panel

Ganging module, center position



OB88-__ST-C
Front

with back panel

Ganging module, right position



OB88-__ST-R
Front

with back panel

Gathr Obeya corner modules

- 90° inside wedge
- Depth: 67.5"d x 67.5"w x 36"h (43"h with back panel)
- Stand alone or ganged modules
- **Note:** Ganging modules cannot be freestanding
- **Note:** Fabric panel must be specified when modules are not up against a wall. Available in select fabrics, see approved list
- Corner top has optional cutout for planter. Specify no cutout, cutout only, or cutout with liner
 - Cutout is a 9" diameter
 - Liner is self watering
 - Planter platform with mounting spacers included in corner

Stand alone module



OB88-90IW-S
Front




Shown with left and right back panel

Ganging module, left position



OB88-90IW-L
Front



Shown with left and right back panel

Ganging module, center position



OB88-90IW-C
Front




Shown with left and right back panel

Ganging module, right position



OB88-90IW-R
Front



Shown with left and right back panel

Corner cutout options



No cutout



Cutout only



Cutout with liner

Planter liner

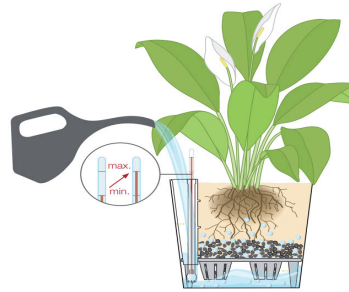
- Planter liners have a self irrigation system included for each opening
- Separate water reservoir that is filled every 12 weeks slowly disperses water to the plant
- Water is filled to the max line indicator
- Every third watering, water the plant from above to hydrate the substrate
- Instruction booklet comes with all liners



Round planter liner
for Gathr island and Gathr Obeya



Square planter liner
for Gathr Hydra



Liner watering detail



Liner watering detail

Accessories

- PET teardrop base with integrated hang hole
- Fabric cushion top. See approved fabric list
- Thread color options: White, black, grey, cream, tan, brown, red, or blue



88-ASP