






Edge	Pulls
 Square	 Era  Empire

Standard finish selection

<http://ofs.com/resources/finishes>

- | | |
|----------|---|
| Veneer | <ul style="list-style-type: none">• Flat and quarter cut standard veneers |
| Laminate | <ul style="list-style-type: none">• Woodgrain HPL laminates |

Worksurfaces

- Tops are 1" thick utilizing 3-ply construction
- High pressure laminate worksurfaces are 3-ply construction with .050 thickness for high impact resistance
- Durable scratch resistant matte finish on all units

Drawers

- Drawer fronts are matched in sets to assure proper grain balance
- 0.4375" thick unidirectional plywood drawer sides and backs are assembled using rigid dowel construction
- Drawers feature .189" thick drawer bottoms
- Interiors are sanded and finished

File drawers

- File drawers have full extension and progressive action slides with steel ball bearing suspensions
- They accommodate letter or legal filing

Locking

- Locks secure units with the turn of a single key
 - All units ship keyed alike
 - Removable lock cores allow for re-keying
- Specific key requirements may be specified on the purchase order at the time the order is placed for field installation (ships separately)

Edge and pulls

- | | |
|-------|--|
| Edge | <ul style="list-style-type: none">• Square |
| Pulls | <ul style="list-style-type: none">• Era or Empire available in black or satin nickel |

Assembly

- Units feature mitered case construction for ultimate stability
- Structural joints are secured by 16-gauge steel angle brackets and wood glue blocks
- Adjustable levelers feature insert nuts to prevent glide tear out
- Plexiglass dividers between transaction box cubbies

Features

- QuickShip
- Patented Euroluxe® finish
- SCS Indoor Advantage Gold Certified