



LIMELITETM SEATING

PRICE LIST

EFFECTIVE MAY 17, 2024
800.424.2432



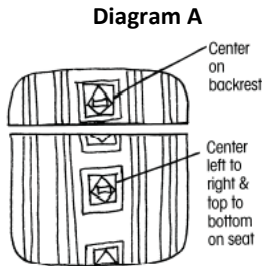
Ordering Customer's Own Material (C.O.M.) Upholstery	
Information	3
LimeLite™ Seating	
Guest Seating General Information	4
Guest Seating Color Options	5
Tapered Wood Leg Chairs	6
Stack/Nesting Seating General Information	7
Stack/Nesting Seating Color Page	16
Four-Leg Stack Chairs	17
Four-Leg Nesting Chairs	20
Sled Base Stack Chairs	22
Four-Leg Cafe Stools	23
HD Stack Chairs and Stools	24
Transport Dollies	25
Task Seating General Information	26
Task Seating Color Options	29
Task Chairs	30
Task Stools	32
Conference Seating General Information	33
Conference Seating Color Options	34
Conference Chairs	35
Conference Stools	37
Tandem Seating General Information	38
Tandem Seating Color Options	39
Tandem	40



How to Specify

As a standard procedure, KI applies seating upholstery as swatched by the textile distributor. Reference distributor’s website. Upholstery that is required to be applied differently than is swatched, will need a Product Modification Request written specifying the direction the upholstery is to be applied.

Seating upholstery requiring specific positioning of intricate patterns or patterns repeats on seats and backrests, will need a Product Modification Request written including a sketch noting the specific requirements, as in Diagram A.



When directional or patterned fabrics are used, they often require more yardage than solid colors.

C.O.M. must be supplied in continuous yardage.

C.O.M. yardage requirements accompanying products in the pricing section are for 10 chairs/seats or less, 54" wide nondirectional material. On larger orders, less material is required.

Leather hides must be a minimum of 50 square feet of usable material. The outer edges cannot be calculated as square feet or yardage. To determine square footage, multiply unit yardage by 18 square feet to obtain the total square footage required per unit.

For exact production yardage requirements, call 1-800-424-2432, ext. 2707.

Production

Customer’s upholstery must be approved prior to acceptance for production.

After approval, a memo swatch of the C.O.M. from the textile distributor must accompany the order. KI assumes no responsibility for wear, defects, or performance of C.O.M. upholstery.

C.O.M. not received into the appropriate facility 3 weeks prior to acknowledged delivery date may go on hold. See KI C.O.M. Shipping Location listing for the correct facility address by product.

Testing

When KI requires testing, actual yardage to upholster one chair may be required. The C.O.M. Specialist will confirm model and fabric testing requirements when applicable.

Approved test samples will be applied to the order or will be held for 6 months. After 6 months, the sample will no longer be applied to your order. For all product testing, send fabric samples to the manufacturing facility. See KI C.O.M. Shipping Location listing for the correct facility address by product.

All C.O.M. must be labeled with the KI product order number and customer purchase order number.

Treated Materials

If C.O.M. requires processing such as a stain resistance treatment or acrylic backing, it may shrink. To prevent delays in delivery or back ordering due to shrinkage, please have your processor verify measurement after processing and assure adequate yardage shipped.

Split Orders

If a portion of the shipment which does not require C.O.M. application is to be processed and shipped early, KI will enter the order immediately at your request. These split shipments are subject to minimum order changes.

Excess Upholstery Material

KI will dispose of excess upholstery material at the time of shipment unless expressly requested to return it with the product shipment.

Cancelled or Changed Orders

KI assumes no responsibility for extra C.O.M. due to a change of upholstery or cancellation of an order. If it the customer’s responsibility to arrange for return of the material.

Contact the C.O.M. Specialist at 1-800-424-2432, ext. 2707, with questions or to request a split order.

C.O.M. SHIPPING LOCATION



Architectural Walls	Universal Overheads..... MN	Oath Task Chairs and Stools..... GB
Evoke..... MN	Wireworks MN	Opt4 GB
Genius Walls..... MN	Unite..... MN	Pilot Task Chairs..... OM
Casegoods	Residence Hall Furniture	Promenade Seating SystemBW
Aristotle Tackboards.....MN	RoomScape Furniture MN	Ruckus..... GB
Likha Tackboards.....MN		Sela Lounge Seating HN
Classroom Furniture	Screens	Sift Task Chairs GB
Intellect Wave Chairs..... GB	All Terrain..... KP	Signia Task Chairs and StoolsOM
Learn2 GB	Connection Zone.....BW	Soltice Metal Collection..... HN
Ruckus..... GB	True/Volition KP	Soltice Multiple, Healthcare & Guest . HN
	Genesis..... KP	Soltice II Healthcare Seating..... HN
	Tattoo..... MN	Sonrisa HN
	Universal.....BW	Strive Multiple, Stack & Task GB
Desking		SwayBW
700 Series Desking KP	Seating	Tattoo..... HN
Balance Overheads..... MN	600 Series Folding Chairs.....BW	Torsion-on-the-Go! Nesting Chairs GB
Genesis Desking..... MN	600 Series Stools.....BW	Torsion Air Stack and Task Seating GB
True Desking..... KP	Affina Collection..... HN	Zoetry HN
Universal Overheads..... MN	Altus Task Chairs..... GB	
WorkZone Desking MN	Apply Stack Chairs GB	
Files & Storage	Calida Lounge Seating HN	
700 Series Pedestal Cushion GB	Diem Task Chairs..... OM	
Connection Zone Pads.....BW	Doni Collection..... GB	
U-Series Pedestal Cushion..... GB	Gladly Lounge Seating VQ	
Tattoo.....BW	Grazie Seating GB	
	Hub Modular Lounge Seating HN	
Fixed Seating	Impress Task Chairs..... OM	
Concerto Auditorium Seating.....BW	Impress Ultra Task Chairs OM	
Single Pedestal Seating GB	Jessa Lounge Seating..... HN	
Jury Base Seating..... GB	Jubilee Lounge Seating.....VQ	
Lancaster Auditorium SeatingBW	Katera..... GB	
Sequence Seating..... GB	Kurv Benches..... HN	
University Seating..... GB	LimeLite..... GB	
Panel Systems	Lyra Lounge Seating..... HN	
All Terrain..... KP	Medical & Laboratory Stools OM	
Balance Overheads..... MN	MyPlace Lounge Seating HN	
	MyWay Seating..... HN	

KI C.O.M. Manufacturing Site Addresses:

<u>BW</u> KI Bonduel Attn: COM Storage 204 West South St. Bonduel, WI 54107	<u>HN</u> KI High Point Attn: COM Storage 217 Feld Avenue High Point, NC 27263	<u>MN</u> KI Manitowoc Attn: COM Storage 1400 S. 41st St. Manitowoc, WI 54220	<u>VQ</u> KI Attn: COM Fabrics 6892 Marlin Circle La Palma, CA 90623
<u>GB</u> KI Green Bay Attn: COM Storage 1687 Westminster Drive - Gate 3 Green Bay, WI 54302	<u>KP</u> KI Pembroke Attn: COM Storage 1000 Olympic Dr. Pembroke, Ontario K8A6X7	<u>OM</u> KI Attn: COM Storage 1110 S. Mildred Ave. Ontario, CA 91761	



Tapered Wood Leg Armless Chair, Poly Seat/Back
(LLW100)



Tapered Wood Leg Armless Chair, Uph Seat/Poly Back
(LLW200)

General Dimensions		
Seat width	18-1/4"	18-1/4"
Seat depth	17-1/2"	17-1/2"
Seat height	17-1/2"	18-1/4"
Overall Dimensions		
Width	18-1/4"	18-1/4"
Depth	20"	20"
Height	33-1/4"	33-1/4"

One-Piece Seat Shell

The seat and backrest are integrated into a single shell that is injection-molded in polypropylene, reinforced with glass fiber. The shell is ergonomically contoured and features a passive flex back movement for superior comfort.

Upholstered Seat (optional)

Molded urethane foam is attached to an injection-molded polypropylene seat board, then is upholstered using a draw-string process. The assembled seat pad is attached to the seat by means of hidden fasteners. Seat foam is nominal 3/4" thickness.

LimeLite Wood Leg Chairs



Poly Seat
Armless Chair
LLW100



Upholstered Seat
Armless Chair
LLW200

Wood Leg Base

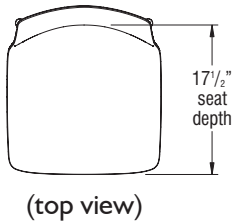
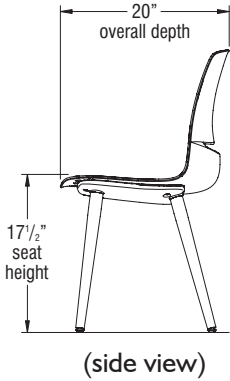
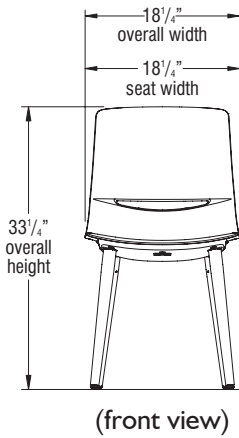
The seat plate is die-cast aluminum, finished with baked-on electrostatically-applied epoxy powder-coat paint. Legs are turned from Beech, stained and finished with a clear coat. A steel insert with tapped end is inserted and pinned in each leg, then each leg assembly is attached to the seat plate with a cap screw.

Glides

Three glide options are available; felt, plastic, and steel. A black nylon swivel glide body is press-fit into the end of the leg. Glide caps (felt, plastic, or steel) are snap-fit onto the glide body. These are field-replaceable and interchangeable.

DIMENSIONS

LimeLite Wood Leg Chair - Armless - (model LLW100 shown)



INFORMATION

C.O.M. Testing and Production Requirements

Not all materials are suitable for upholstering this product. A 1 yd. x 54" sample must be submitted and approved prior to acceptance of an order. If the fabric is directional in pattern or weave, the direction must be indicated on the submitted sample, and additional yardage may be requested.

Test samples must be sent to:

KI
Attn: C.O.M. Specialist
1687 Westminster Drive - Gate 3
Green Bay, WI 54302

Fabric Disclaimer

Fabric will be applied as swatched by the fabric manufacturer. Fabric that is required to be applied differently than is swatched will need a Modified Product Request written specifying the direction the fabric is to be applied.

KI Color Match Program

KI offers the additional option of color matching paint, polypropylene, or wood stain through Product Modification Requests. Contact Customer Service for details.

Whatever you imagine, whatever you require, KI's Color Match program lets you pick your color!

Color Match Process - Poly Seating Information can be found here.

Stacking Vinyl, Polyurethane, and Imitation Leather Upholstered Chairs

If stacking frequently and for long periods of time, it is recommended that upholstery other than vinyl, polyurethane or imitation leather be used to avoid impressions in the seat cushion. KI does not warrant the effects of stacking on stock or COM vinyl, polyurethane or imitation leather upholstery.

INFORMATION

Warranty

Refer to KI Terms & Conditions document or visit ki.com



Poly Color - Shell

Black	PBL
Blue Grey	PGR
Cayenne	PCY
Cool Grey	PCG
Cottonwood	PCO
Earthen Clay	PEY
Everglade Shade	PEV
Flannel	PFN
Hazy Jade	PHJ
Honey Bee	PHY
Light Tone	PLG
Mardi Gras	PMG
Misty Brown	PMY
Nemo	PNE
Nordic	PND
Poppy Red	PPR
Purple Haze	PPH
Rainforest	PRQ
Raw Jasper	PRJ
Rubber Ducky	PRK
Sand	PSA
Sky Blue	PSK
Surf's Up	PSP
Tarragon	PTQ
Twilight Shadow	PTI
Ultra Blue	PUB
Warm Grey	PWG
Zesty Lime	PZL

Wood Leg Finish

Cherry Storm on Beech	BCX
Cinnamon on Beech	BCN
Cocoa on Beech	BCA
Eclipse Black on Beech	BEB
Florence Walnut on Beech	BFC
Monticello Maple on Beech	BMT
Natural on Beech	BNA
River Cherry on Beech	BRY


Finish Cards

View color swatches for items listed within this document.

- [Paints](#)
- [Plastics/Poly](#)
- [Wood/Veneer](#)
- [Laminates](#)
- [Molded Edges](#)
- [Edge Styles](#)
- [Hard Plastics](#)
- [Glass](#)

Certain options referenced may not be available on GSA Schedule.



		MODEL NUMBER															
MODEL	Features	Basic Model	Fire Code	Shell Color	Wood Leg Finish	Glide Option	Upholstery Color	Approx. Packaged Weight	Delivered Pricing	Delivered Pricing Fabric Grade 1 & C.O.M.	Delivered Pricing Fabric Grade 2	Delivered Pricing Fabric Grade 3 & Group 2V Vinyl	Delivered Pricing Pallas Fabric Group P0	Delivered Pricing Pallas Fabric Group P1	Delivered Pricing Pallas Fabric Group P2	Delivered Pricing Pallas Fabric Group P3	
 LLW1 LLW2	Tapered Wood Leg Armless Chair <ul style="list-style-type: none">• One-piece shell• Passive Flex• Wood legs available in 8 finishes• Expansive color options• Large family• 400 pound approved• Non-stacking	Poly Seat/Back	LLW100	NFR	<input type="checkbox"/> <input type="checkbox"/>	<input type="checkbox"/> <input type="checkbox"/>	<input type="checkbox"/> <input type="checkbox"/>		21.0#	\$ 698							
		Uph Seat/Poly Back	LLW200	NFR	<input type="checkbox"/> <input type="checkbox"/>	<input type="checkbox"/> <input type="checkbox"/>	<input type="checkbox"/> <input type="checkbox"/>	<input type="checkbox"/> <input type="checkbox"/> <input type="checkbox"/> <input type="checkbox"/>	23.0#	N/A	901	908	922	910	959	979	1001
		A	B	C	D	E	F										

HOW TO ORDER

Indicate the following information on order form:

1. Quantity of each item.
2. Model number, including options. See “How To Build a Model Number”.
3. Any special service required.

Note:

- The ☐ indicates that a choice is required.
- The absence of the ☐ indicates that no choice is required.
- Alpha-numeric characters in place of ☐ indicate that no other alternatives are available.

HOW TO BUILD A MODEL NUMBER

- A**Select basic model.
- B**Select fire code.

NFR - Compliance to TB 117-2013
- C**Select shell color.

Refer to the **Product Color Options** page in this price list.
- D**Select wood leg finish.

Refer to the **Product Color Options** page in this price list.
- E**Select glide option.

GFT - Felt glides

GPL - Plastic glides

GSL - Steel glides
- F**Select upholstery grade/color.

Refer to [ki.com/fabrics](#)

UPHOLSTERY INFORMATION

C.O.M. Upholstery
C.O.M. requirement for 10 chairs or less with upholstered seat is 3/4 yard per chair of 54” wide nondirectional fabric. For orders of 11 or more with upholstered seat and for complete information on ordering C.O.M. see “Ordering Customer’s Own Material (C.O.M) Upholstery” section.

SPECIAL SERVICES

Special Carton Marking

With specially marked information N/C

Shipping
Ships **assembled, FOB Green Bay, WI 54302, freight prepaid.** Freight class 125.

Specifications and prices are subject to change without prior notice.



Four-Leg Armless Chair with Glides
(LL1100, LL1200)



Four-Leg Arm Chair with Glides
(LL1111, LL1211)



Four-Leg Armless Chair with Casters
(LL2100, LL2200)



Four-Leg Arm Chair with Casters
(LL2111, LL2211)

Features				
Stackable	•	•	•	•
General Dimensions				
Seat width	18-1/4”	18-1/4”	18-1/4”	18-1/4”
Seat depth	17-1/2”	17-1/2”	17-1/2”	17-1/2”
Seat height (upholstered add 3/4”)	17-1/2”	17-1/2”	17-1/2”	17-1/2”
Clearance inside arms		20”		20”
Overall Dimensions				
Width	21-3/4’	23-1/2”	22-1/2”	23-1/2”
Depth	22-1/4”	22-1/4”	20”	20”
Height	33-1/4”	33-1/4”	33-1/4”	33-1/4”
Arms to floor		25-1/2”		25-1/2”
Stacking on Dolly				
Overall width	25-1/4”	25-1/4”		
Overall depth	39”	39”		
Quantity/Height - poly	15/61”	15/63”		
Quantity/Height - upholstered seat	8/51”	8/51”		
Stacking on Floor				
Overall Width	21-3/4”	23-1/2”	22-1/2”	23-1/2”
Overall Depth	29-3/4”	29-3/4”	27-1/2”	27-1/2”
Quantity/ Height - poly	7/43”	7/43”	7/43”	7/43”
Quantity/Height - upholstered seat	7/48”	7/48”	7/48”	7/48”




Four-Leg Oversize Tablet Arm Chair
with Glides
(LL114R, LL114L, LL124R, LL124L)



Four-Leg Oversize Tablet Arm Chair
with Casters
(LL214R, LL214L, LL224R, LL224L)



Four-Leg Tablet Arm Chair with
Glides
(LL113R, LL113L, LL123R, LL123L)



Four-Leg Tablet Arm Chair with
Casters
(LL213R, LL213L, LL223R,LL223L)

Features				
Stackable	•	•	•	•
General Dimensions				
Seat width	18-1/4”	18-1/4”	18-1/4”	18-1/4”
Seat depth	17-1/2”	17-1/2”	17-1/2”	17-1/2”
Seat height (upholstered add 3/4”)	17-1/2”	17-1/2”	17-1/2”	17-1/2”
Clearance inside arms				20”
Tablet to backrest clearance	15”	15”	15”	15”
Overall Dimensions				
Width	23-3/4”	23-3/4”	23-3/4”	24-3/4”
Depth	31”	31”	28”	28”
Height	33-1/4”	33-1/4”	33-1/4”	33-1/4”
Arms to floor				
Tablet surface to floor	28-1/4”	28-1/4”	28-1/4”	28-1/4”
Stacking on Floor				
Overall Width	23-3/4”	23-3/4”	23-3/4”	23-3/4”
Overall Depth	35-1/2”	35-1/2”	32-1/2”	32-1/2”
Quantity/Height - poly	4/38”	4/38”	4/38”	4/38”
Quantity/Height - upholstered seat	4/43”	4/43”	4/43”	4/43”

INFORMATION

C.O.M. Testing and Production Requirements

Not all materials are suitable for upholstering this product. A 1 yd. x 54” sample must be submitted and approved prior to acceptance of an order. If the fabric is directional in pattern or weave, the direction must be indicated on the submitted sample, and additional yardage may be requested.

Test samples must be sent to:

KI
Attn: C.O.M. Specialist
1687 Westminster Drive - Gate 3
Green Bay, WI 54302

Fabric Disclaimer

Fabric will be applied as swatched by the fabric manufacturer. Fabric that is required to be applied differently than is swatched will need a Modified Product Request written specifying the direction the fabric is to be applied.

KI Color Match Program

KI offers the additional option of color matching paint, polypropylene, or wood stain through Product Modification Requests. Contact Customer Service for details.

Whatever you imagine, whatever you require, KI's Color Match program lets you pick your color!

Color Match Process - Poly Seating Information can be found here.

Stacking Vinyl, Polyurethane, and Imitation Leather Upholstered Chairs

If stacking frequently and for long periods of time, it is recommended that upholstery other than vinyl, polyurethane or imitation leather be used to avoid impressions in the seat cushion. KI does not warrant the effects of stacking on stock or COM vinyl, polyurethane or imitation leather upholstery.

INFORMATION

Warranty

Refer to KI Terms & Conditions document or visit ki.com



High-Density Armless Chair
(LL7100, LL7200)



Armless High-Density Stool,
24" High
(LLS200H24, LLS100H24)



Armless Hgh-Density Stool,
30" High
(LLS100H30, LLS20H30)



Sled Base Armless Chair
(LL3100, LL3200)



Sled Base Arm Chair
(LL3111, LL3211)

Features					
Stackable	•	•	•	•	•
General Dimensions					
Seat width	18-1/4"	18-1/4"	18-1/4"	18-1/4"	18-1/4"
Seat depth	17-1/2"	17-1/2"	17-1/2"	17-1/2"	17-1/2"
Seat height (upholstered add 3/4")	17-1/2"	23-1/2"	29-1/2"	17-1/2"	17-1/2"
Tablet to backrest clearance					20"
Overall Dimensions					
Width	21-1/2"	20"	21-3/4"	24-3/4"	24-3/4"
Depth	20-3/4"	21"	23-1/4"	20"	20"
Height	33-1/4"	39-1/4"	45-1/4"	33-1/4"	33-1/4"
Tablet surface to floor					25-1/2"
Stacking on Dolly					
Overall width	23"	23-1/2"	23-1/2"	25-1/4"	25-1/4"
Overall depth	36"	38"	43"	39"	39"
Quantity/height - poly	25/71-1/2"	15/57"	15/63"	15/61"	15/63"
Quantity/height- upholstered seat	10/56-1/2"	8/52"	8/58"	8/51"	8/51"
Stacking on Floor					
Overall Width	21-1/2"	20"	21-3/4"	24-3/4"	24-3/4"
Overall Depth	28-1/4"	28-1/2"	30-3/4"	27-1/2"	27-1/2"
Quantity/height - poly	7/42"	7/48"	7/54"	7/43"	7/43"
Quantity/height - upholstered seat	7/47"	7/53"	7/59"	7/48"	7/48"



Four-Leg Nesting Armless Chair
with Casters
(LLA100, LLA200)



Four-Leg Nesting Arm Chair with
Casters
(LLA111, LLA211)



Four-Leg Armless Cafe Stool, 24" High
(LL4100H24, LL4200H24)



Four-Leg Armless Cafe Stool, 30"
High
(LL4100H30, LL420H30)

Features				
Stackable				
General Dimensions				
Seat width	18-1/4"	18-1/4"	18-1/4"	18-1/4"
Seat depth	17-1/2"	17-1/2"	17-1/2"	17-1/2"
Seat height (upholstered add 3/4")	17-1/2"	17-1/2"	23-1/2"	29-1/2"
Clearance inside arms		20"		
Overall Dimensions				
Width	23"	23-1/2"	20"	20-1/2"
Depth	20"	20"	20"	21-3/4"
Height	33-1/4"	33-1/4"	39-1/4"	45-1/4"
Arms to floor		25-1/2"		



Dolly for Four-Leg and Sled Base
Chairs, All-Poly
(LLDTF)



Dolly for High-Density Chairs, All-Poly
(LLDHD)



Dolly for High-Density Stools, All-Poly
or with Upholstery
(LLDHDS)



Dolly for High-Density, Four-Leg or
Sled Base Chairs with Upholstery
(LLDCU)

Overall Dimensions				
Width	25-1/4"	23"	23-1/2"	25-1/4"
Depth	30-3/4"	30"	30"	30"
Height	15-1/4"	15-1/4"	18"	13"



One-Piece Seat Shell

The seat and backrest are integrated into a single shell that is injection-molded in polypropylene, reinforced with glass fiber. The shell is ergonomically contoured and features a passive flex back movement for superior comfort.

Upholstered Seat (optional)

Molded urethane foam is attached to an injection-molded polypropylene seat board, then is upholstered using a draw-string process. The assembled seat pad is attached to the seat by means of hidden fasteners. Seat foam is nominal 3/4" thickness.

Stack Chairs

Frames

Legs are made from 7/8" O.D. by 13-gauge tubular steel. A single ring of 1/2" diameter steel wire forms the crossmember. All joints are welded.

Frame Finishes

Frames are finished in either baked-on electrostatically-applied 30-degree gloss epoxy powder-coat paint, or bright nickel-chrome plating.

Armrests (optional)

When equiped with armrests, the support structure is a continuation of the rear leg, finished to match the frame color. The armrests are injection-molded glass-reinforced nylon with an internal structure of 3/8" diameter steel wire and are press-fit into the support tube. Armrest color matches the frame finish, (except chrome and metallic finishes; which match the shell poly color).

Glides

4-Leg Chairs

Three glide options are available; felt, plastic, and steel. A black nylon swivel glide body is press-fit into the end of the leg tube. Glide caps (felt, plastic, or steel) are snap-fit onto the glide body. These are field-replaceable and interchangeable.

Tubular Sled Base Chairs

In addition to "no glide", four glide options are available; non-skid, felt, plastic, and steel. A clear polycarbonate glide body is attached to the sled tube with a screw. Glide caps (non-skid, felt, plastic, or steel) have a black plastic structure and snap-fit onto the glide body. These are field-replaceable and interchangeable.

Casters

4-leg chairs may be ordered with dual surface casters, suitable for carpet or hard floors. Casters are 50 mm diameter, double-wheel, made of high-impact thermoplastic with softer elastomer over-molded on the wheel surfaces. Casters are available in Black, Warm Grey, or Cottonwood. (Cottonwood casters have Warm Grey elastomer on the surface that contacts the floor. All others are monochrome.)

Transport Dolly

Frame construction is welded tubular steel with black powder-coated finish and 5" wheels (two swivel and two fixed). The dolly fits 4-leg or sled base chairs and has a capacity of fifteen poly chairs or eight upholstered.

Flip-Up Tablet Arm

Tablets are available on left-hand or right-hand side. The standard tablet's main worksurface is nominally 15" wide by 11" deep, and the tablet has a total surface area of 172 square inches. The oversized tablet's main worksurface is nominally 17" wide by 14" deep, and the tablet has a total surface area of 227 square inches. The tablet support loop is a continuation of the rear leg. A formed steel hinge is welded to the top of the support structure and secured with screws to the underside of the writing surface. Writing surface has plywood core of 5/8" thick, 11-ply hardwood, surfaced with .030" high-pressure laminate top and plain backer undersurface. Edges are lacquered and sealed.

Café Stools (non-stacking)

Frames

Legs are made from 3/4" O.D. by 13-gauge tubular steel. A single ring of 1/2" diameter steel wire forms the crossmember. The footring is formed of 1/2" diameter steel wire. All joints are welded. 4-leg cafe stools are available in 24" or 30" seat heights.

Frame Finishes

Frames are finished in either baked-on electrostatically-applied 30-degree gloss epoxy powder-coat paint, or bright nickel-chrome plating. Powder-coat paint may be specified in 30-degree gloss or select colors in a textured (matte) finish.

Glides (optional)

Three glide options are available; felt, plastic, and steel. A black nylon swivel glide body is press-fit into the end of the leg tube. Glide caps (felt, plastic, or steel) are snap-fit onto the glide body. These are field-replaceable and interchangeable.



ChangeUp™ Tablet Arm

ChangeUp tablet support is integral to the chair frame and consists of a 7/8” diameter solid steel rod welded to the front and rear support tubes. A three-piece molded plastic armrest is included and attached to the chair frame using a #10 x 2½” Phillips pan head tapping screw.

The tablet mechanism consists of a die-cast aluminum housing, upper and lower plastic bearings, and 11-gauge steel clamp and tablet board support plates. The tablet mechanism is clamped onto the chair frame over two plastic bushing halves and a 5/16” diameter by 1¾” hardened steel pin with a die-cast aluminum cap secured with two ¼-20 x ¾” button socket head cap screws. The pin creates a solid 90° up/down pivot stop and the bushings provide a smooth, quiet operation. In the use position, the tablet mechanism rotates outward from the chair back an additional 20° and permits approximately 3½” of adjustment for ingress/egress without stowing the tablet.

The tablet worksurface is 21” wide by 13½” deep (235 square inches) is secured to the tablet board support plate with twelve #12 x 5/8” Phillips flat head tapping screws. The tablet board is made of 18 mm Baltic Birch plywood with .040” high-pressure laminate top surface and .02” thick phenolic backer surface for an overall board thickness of approximately ¾”. Edges are lacquered with a clear finish and sealed. The factory installed tablet assembly is not field installable and may not be removed.

Compliance

Support frame, mechanism, and worksurface passes KL’s internal testing for 250-pound weight capacity.

High-Density Chairs & Stools

High-Density Frames

High-Density wire frames are sled-base style, made of 7/16” diameter solid steel rod with all joints welded. Stool frames also have a footrest made of ½” diameter solid steel rod. Stools are available in 24” or 30” seat heights.

Frame Finishes

Frames are finished in either bright nickel-chrome plating or baked-on electrostatically-applied gloss epoxy powder-coat paint. Powder-coat paint may be specified in 30-degree gloss or select colors in a textured (matte) finish.

Glides

In addition to “no glide”, ganging glides and non-ganging glides are available. Four non-ganging glide options are available; non-skid, felt, plastic, and steel. A clear polycarbonate glide body snaps onto the wire frame and is held in location with ribs that nest into slots that are pressed into the wire frame. Glide caps (non-skid, felt, plastic, or steel) have a black plastic structure and snap-fit onto the glide body. These are field-replaceable and interchangeable.

Ganging glides snap onto the wire frame and are held in location with ribs that nest into slots that are pressed into the wire frame. Ganging glides (2-male and 2-female) slide together, allowing multiple chairs to be connected in a line. Ganging glides are either clear polycarbonate, or clear polycarbonate with a steel floor-contact insert.

Transport Dolly

Frame construction is welded tubular steel with black powder-coated finish and 5” wheels (two swivel and two fixed). The dolly has a capacity of twenty-five poly chairs, ten upholstered chairs, fifteen poly stools, or eight upholstered stools.

Nesting Chairs

Nesting Shell Assembly

To facilitate nesting, the entire shell flips forward approximately 45° to the storage position. A die-cast aluminum seat plate supports the seat shell and houses the flip-up mechanism. The seat plate is painted to match the shell poly color, using baked-on electrostatically-applied epoxy powder-coat paint in 30-degree gloss. The shell assembly rotates around a pivot tube that is integral to the frame. The shell assembly is held in the storage position by a dual ball-detent mechanism. Simply pushing the shell down returns the shell to the use position. There are no locking levers or other secondary actions required.

Frames

Legs are made from 7/8” O.D. by 13-gauge tubular steel. The seat pivot tube is made of ¾” O.D. by 13-gauge tubular steel and the crossmember is made of 1” O.D. by 13-gauge tubular steel. All joints are welded.

Frame Finishes

Frames are finished in either baked-on electrostatically-applied epoxy powder-coat paint, or bright nickel-chrome plating.

Armrests (optional)

When equipped with armrests, a support structure is made from 7/8” O.D. by 13-gauge tubular steel, finished to match frame color. The armrests are injection-molded glass-reinforced nylon with an internal structure of 3/8” diameter steel wire and are press-fit into the support tube. Armrest color matches the frame finish, (except chrome and metallic finishes; which match the shell poly color).

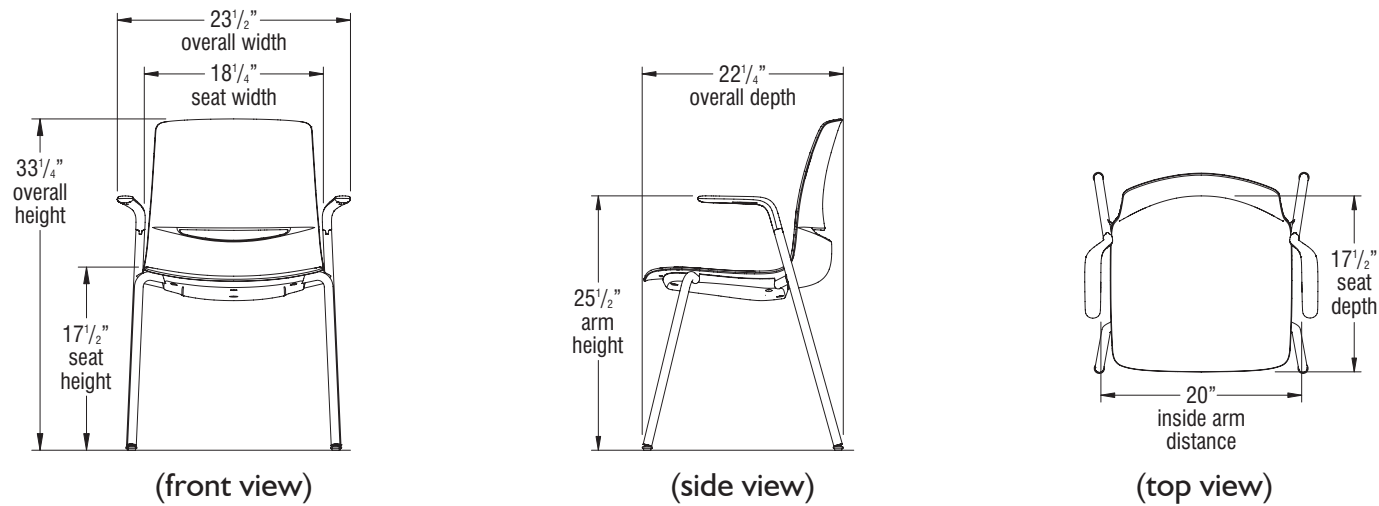
Casters

Nesting chairs are equipped with dual surface casters, suitable for carpet or hard floors. Casters are 50 mm diameter, double-wheel, made of high-impact thermoplastic with softer elastomer over-molded on the wheel surfaces. Casters are available in Black, Warm Grey, or Cottonwood. (Cottonwood casters have Warm Grey elastomer on the surface that contacts the floor. All others are monochrome.)

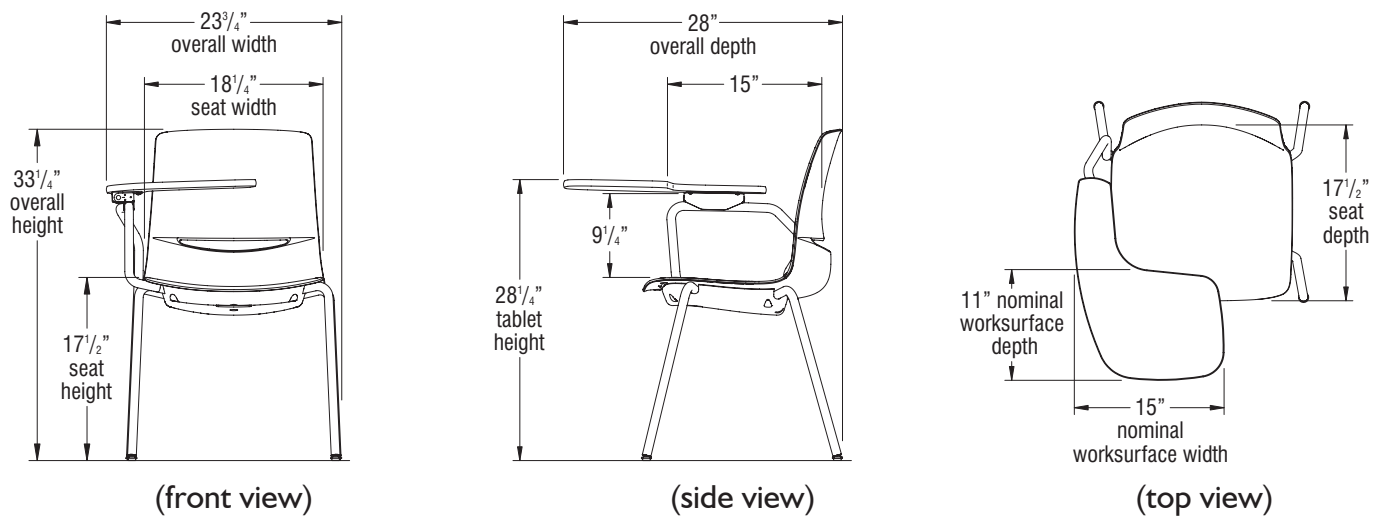


DIMENSIONS

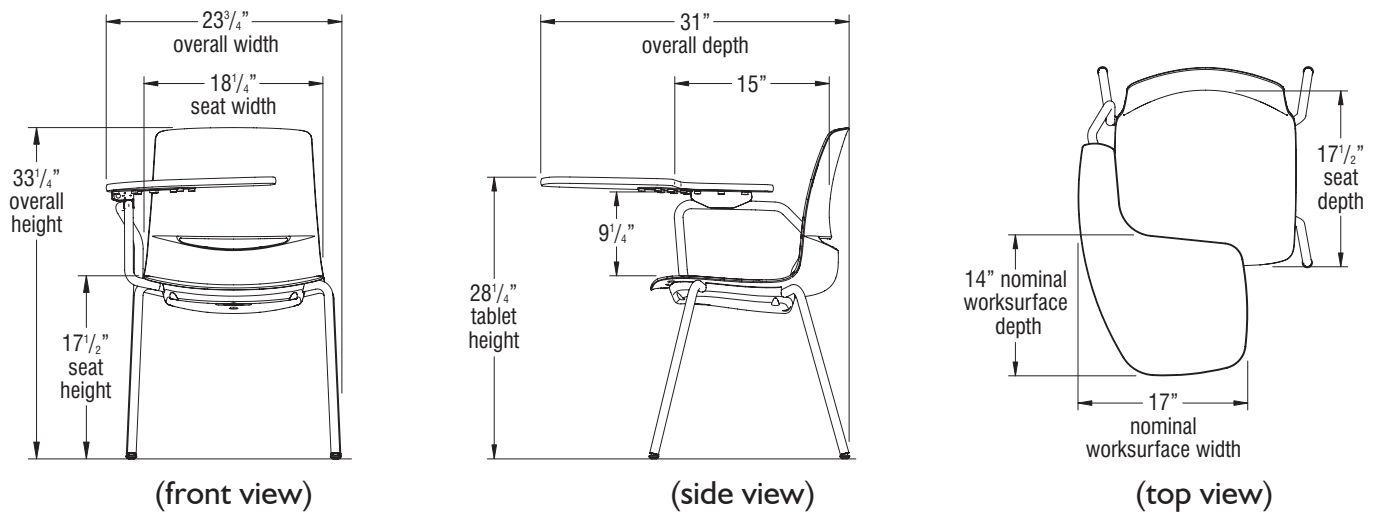
LimeLite 4-Leg Glide Stack Chair - Armchair - (model LL1111 shown)



LimeLite 4-Leg Glide Stack Chair - Flip-Up Tablet Armchair - (model LL113R shown)

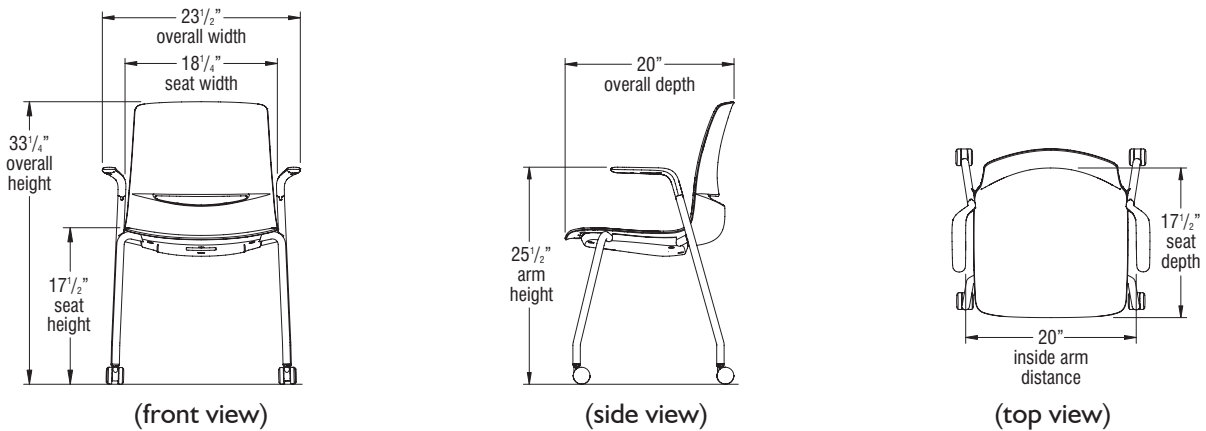


LimeLite 4-Leg Glide Stack Chair - Oversize Flip-Up Tablet Armchair - (model LL114R shown)

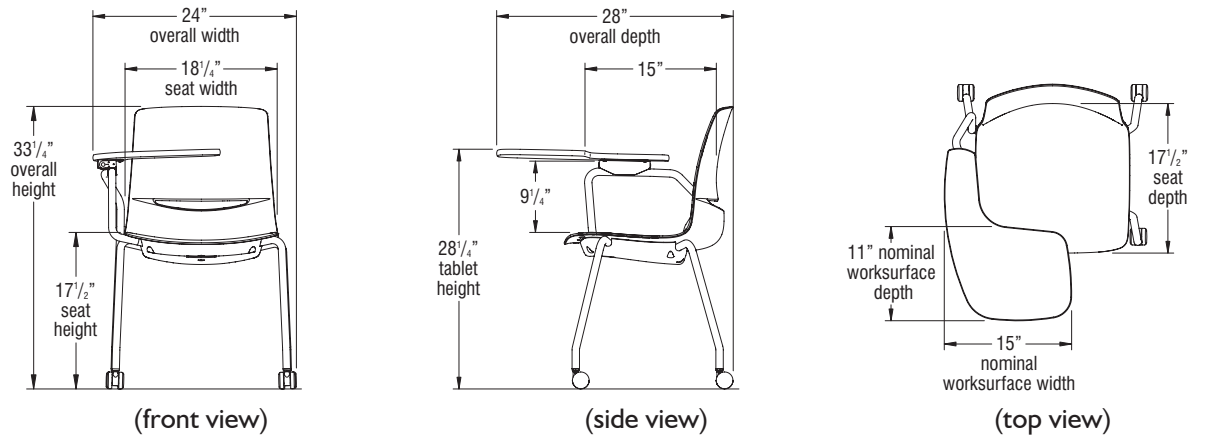


DIMENSIONS

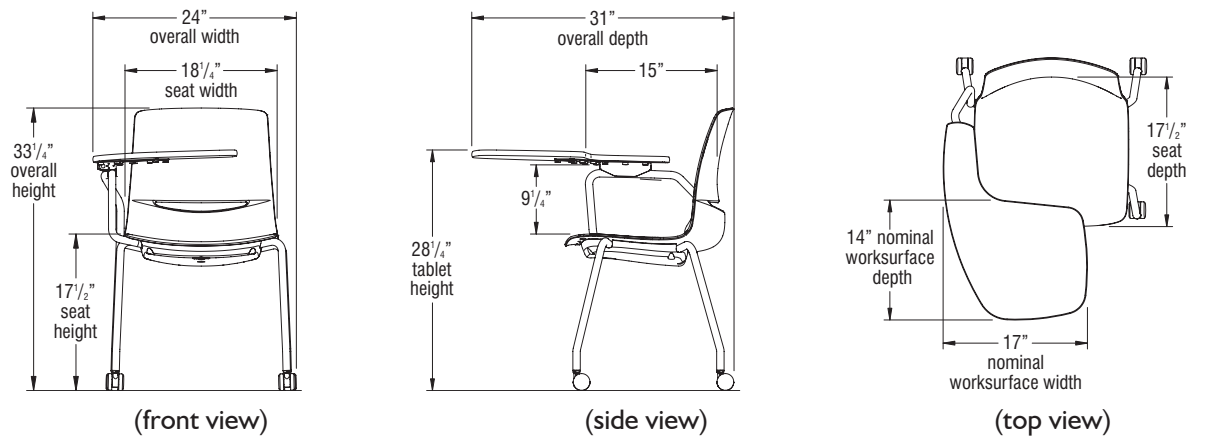
LimeLite 4-Leg Caster Stack Chair - Armchair - (model LL2111 shown)



LimeLite 4-Leg Caster Stack Chair - Flip-Up Tablet Armchair - (model LL213R shown)



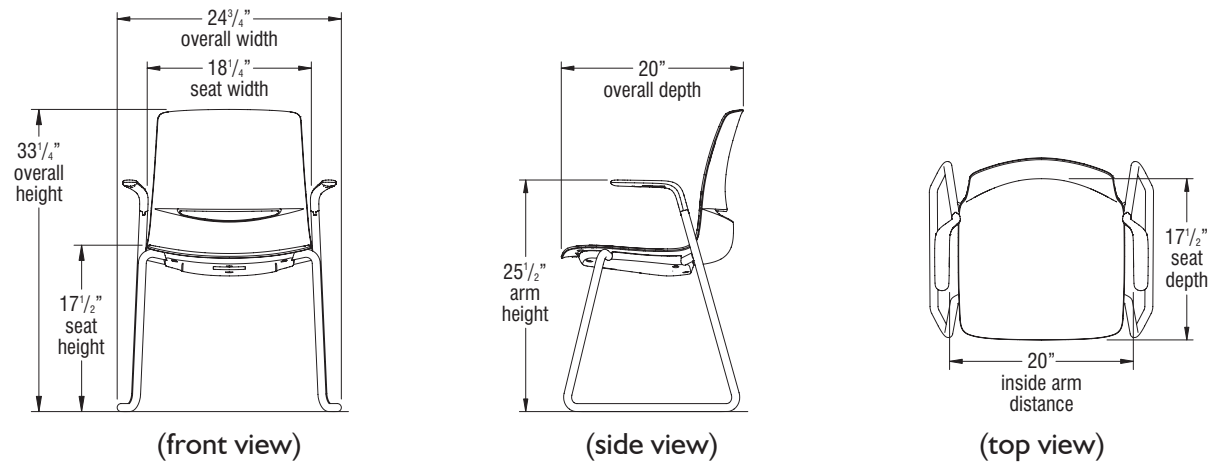
LimeLite 4-Leg Caster Stack Chair - Oversize Flip-Up Tablet Armchair - (model LL214R shown)



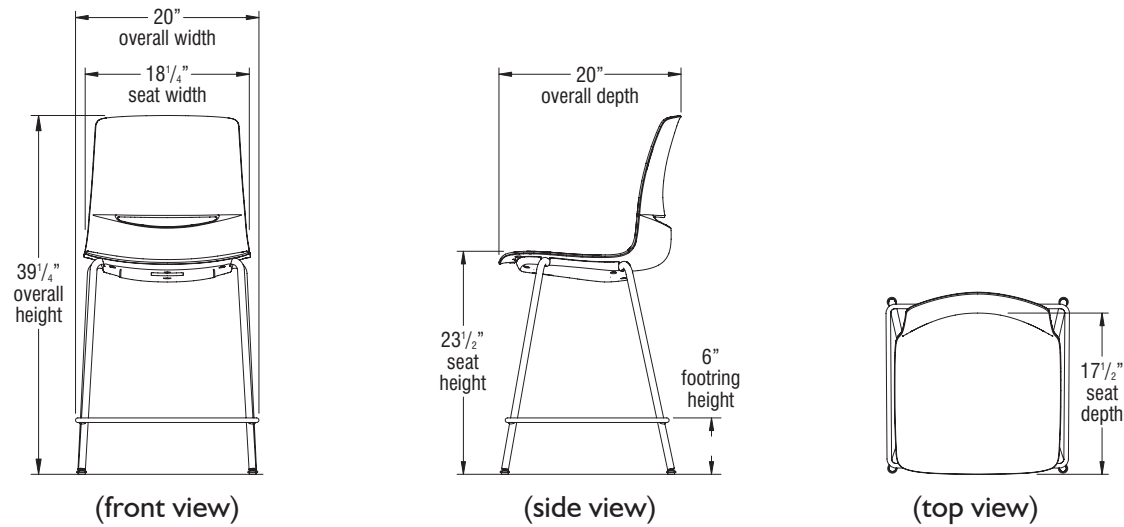


DIMENSIONS

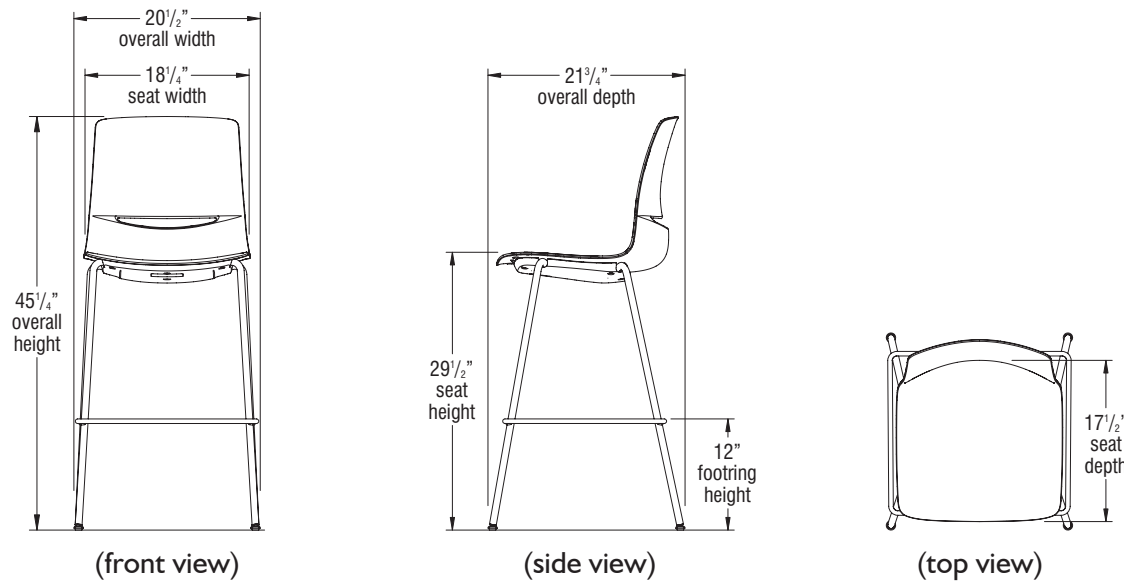
LimeLite Sled-Base Stack Chair - Armchair - (model LL3111 shown)



LimeLite 24" Café Stool (armless/non-stacking) - (model LL4100/24 shown)

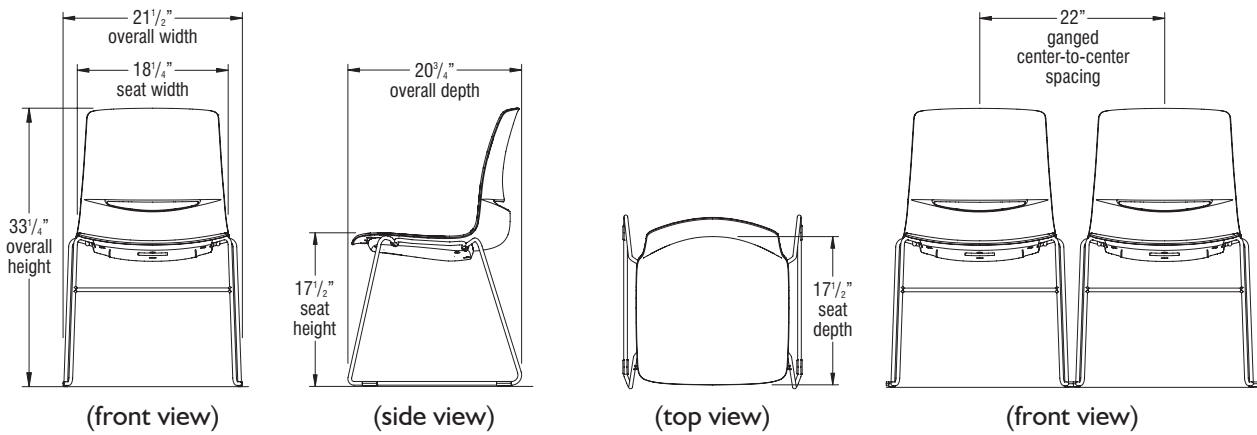


LimeLite 30" Café Stools (armless/non-stacking) - (model LL4100/30 shown)

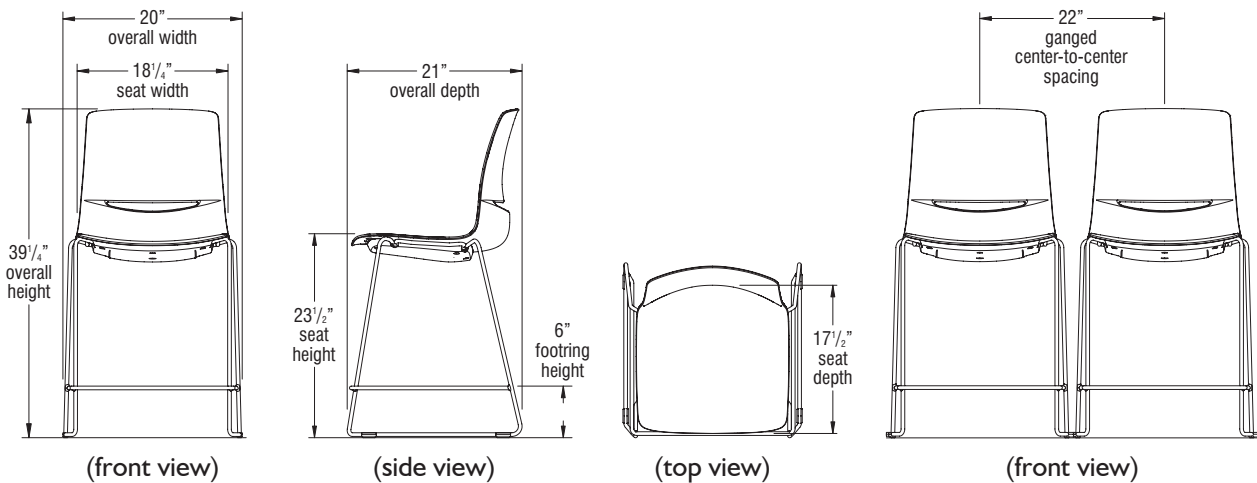


DIMENSIONS

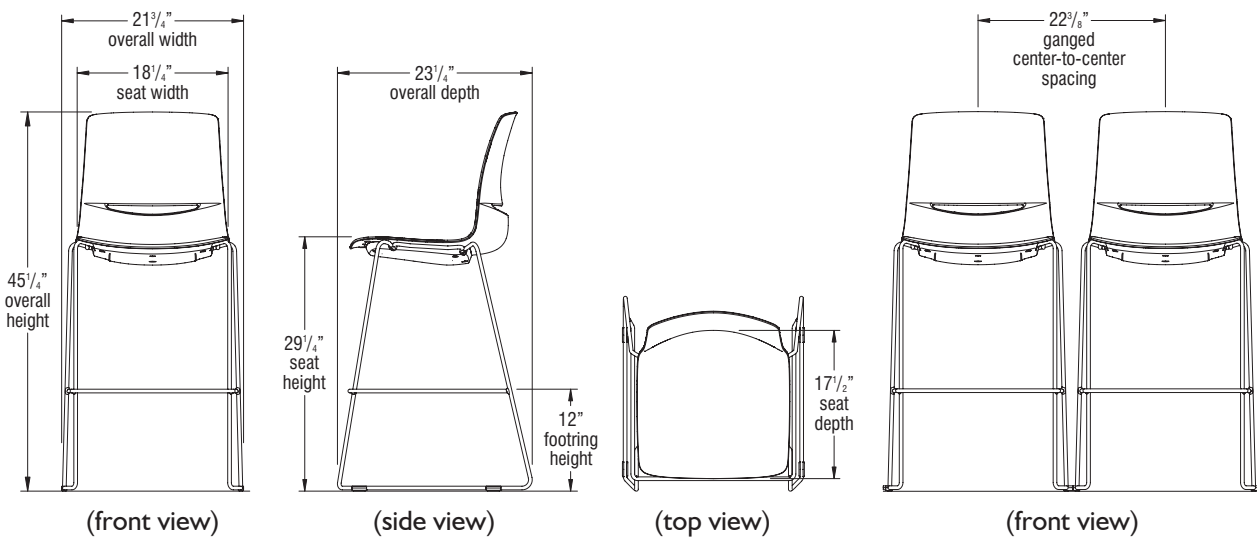
LimeLite High-Density Chair - Armless - (model LL7100 shown)



LimeLite 24" High-Density Stool - Armless - (model LLS100/24 shown)



LimeLite 30" High-Density Stool - Armless - (model LLS100/30 shown)

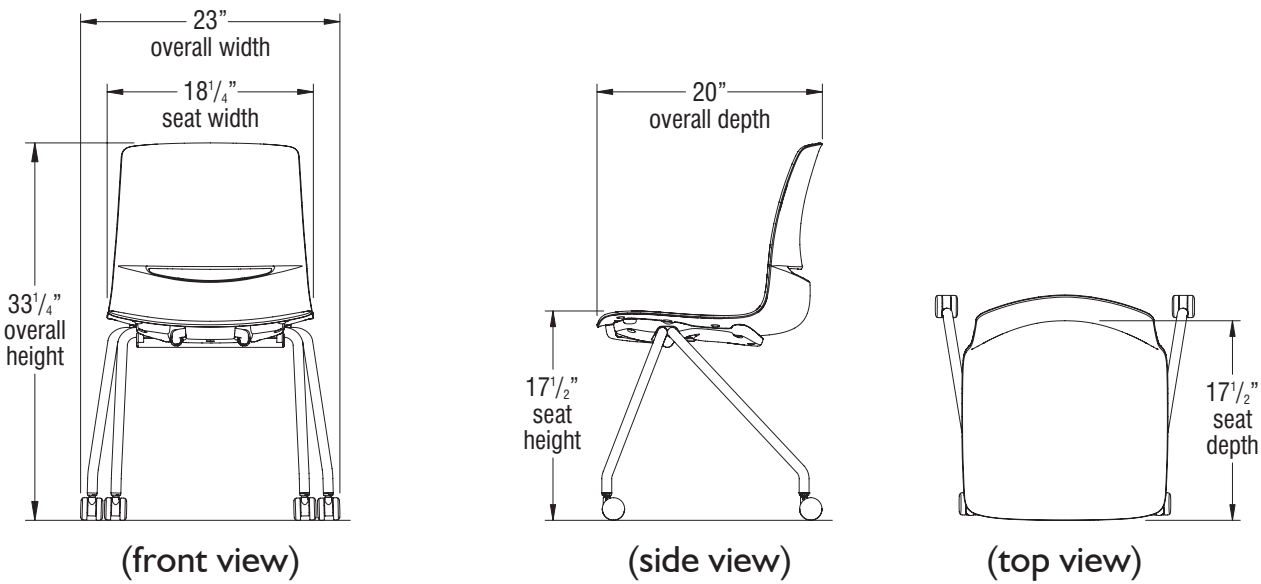


DIME
Chang

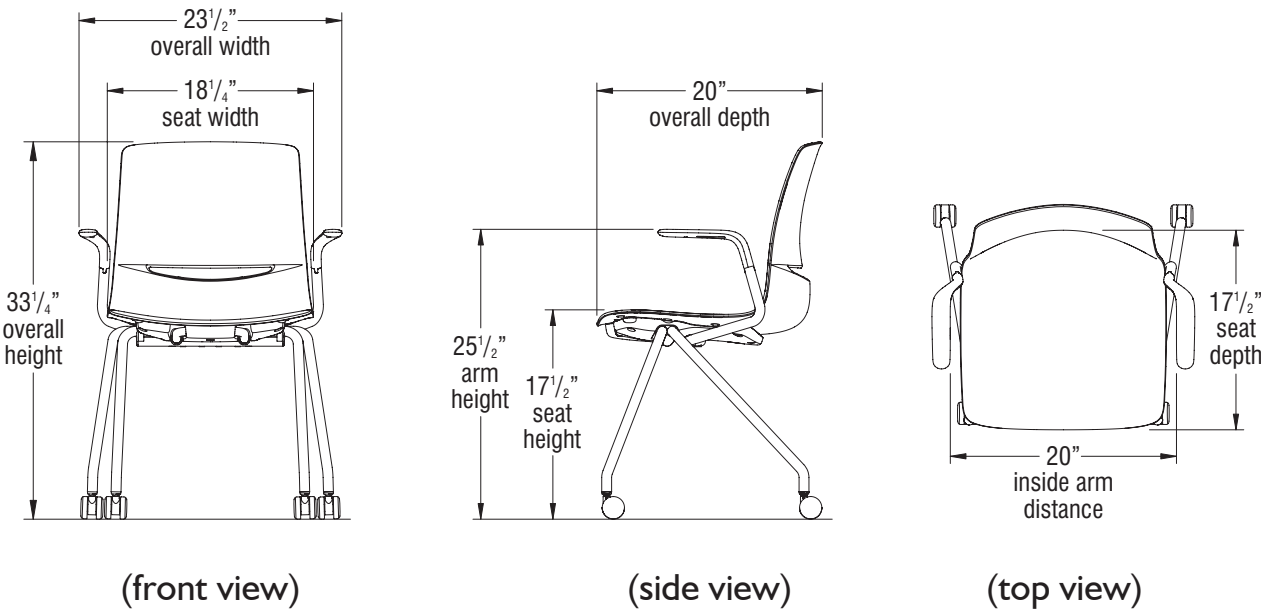


DIMENSIONS

LimeLite Nesting Chair - Armless Chair - (model LLA100 shown)



LimeLite Nesting Chair - Armchair - (model LLA111 shown)

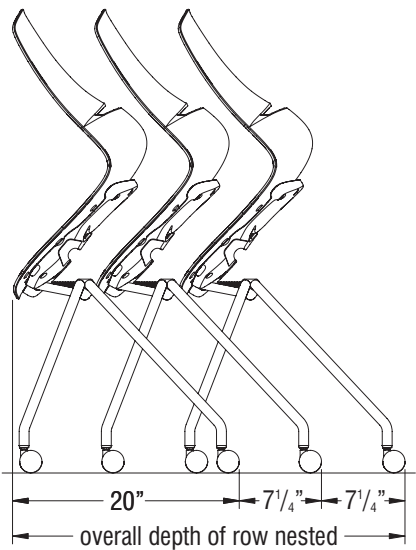
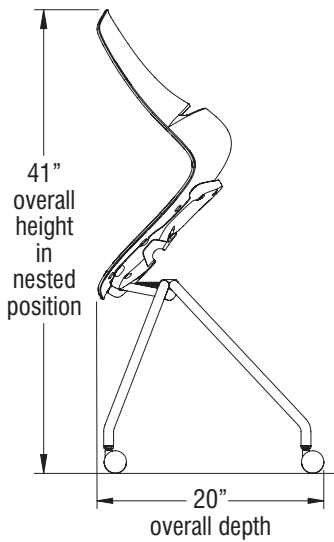


LimeLite Nesting Footprint Calculations

Nesting Footprint Calculation: Overall Depth of a Row = 20" for the first chair plus 7.25" for each additional chair.
Examples:
2 chairs: 20" + (7.25" x 1) = 27.25"
4 chairs: 20" + (7.25" x 3) = 41.75"

LimeLite Nesting Footprint Calculations

Nesting Footprint Calculation: Overall Depth of a Row = 20" for the first chair plus 7.25" for each additional chair.
Examples:
2 chairs: 20" + (7.25" x 1) = 27.25"
4 chairs: 20" + (7.25" x 3) = 41.75"















Nesting Chairs Footprint Examples	
Number of Chairs	Overall Depth of Nested Row
1	20"
2	27.25"
3	34.5"
4	41.75"
5+	Add 7.25" for each additional chair





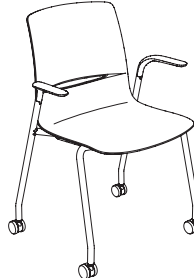

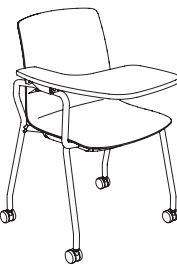
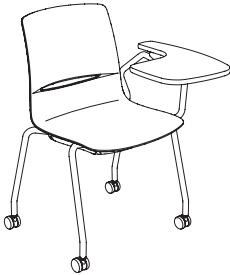
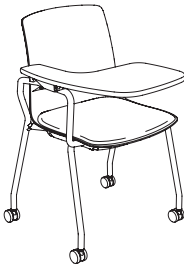
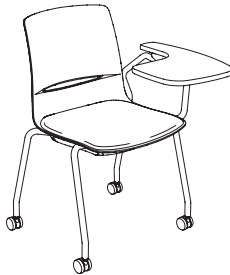

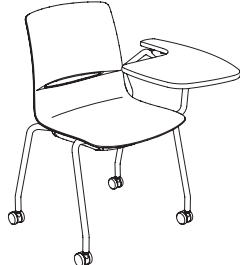


STATEMENT OF LINE

LimeLite 4-Leg Glide Stack Chairs





			
Poly Seat Armless Chair LL1100	Upholstered Seat Armless Chair LL1200	Poly Seat Armchair LL1111	Upholstered Seat Armchair LL1211
			
Poly Seat Flip-Up Tablet Armchair RH LL113R	Poly Seat Flip-Up Tablet Armchair LH LL113L	Upholstered Seat Flip-Up Tablet Armchair RH LL123R	Upholstered Seat Flip-Up Tablet Armchair LH LL123L
			
Poly Seat Oversize Flip-Up Tablet Armchair RH LL114R	Poly Seat Oversize Flip-Up Tablet Armchair LH LL114L	Upholstered Seat Oversize Flip-Up Tablet Armchair RH LL124R	Upholstered Seat Oversize Flip-Up Tablet Armchair LH LL124L

STATEMENT OF LINE

LimeLite 4-Leg Caster Stack Chairs

			
Poly Seat Armless Chair LL2100	Upholstered Seat Armless Chair LL2200	Poly Seat Armchair LL2111	Upholstered Seat Armchair LL2211
			
Poly Seat Flip-Up Tablet Armchair RH LL213R	Poly Seat Flip-Up Tablet Armchair LH LL213L	Upholstered Seat Flip-Up Tablet Armchair RH LL223R	Upholstered Seat Flip-Up Tablet Armchair LH LL223L
			
Poly Seat Oversize Flip-Up Tablet Armchair RH LL214R	Poly Seat Oversize Flip-Up Tablet Armchair LH LL214L	Upholstered Seat Oversize Flip-Up Tablet Armchair RH LL224R	Upholstered Seat Oversize Flip-Up Tablet Armchair LH LL224L

LimeLite Sled-Base Stack Chairs

			
Poly Seat Armless Chair LL3100	Upholstered Seat Armless Chair LL3200	Poly Seat Armchair LL3111	Upholstered Seat Armchair LL3211



STATEMENT OF LINE

LimeLite Café Stools (armless/non-stacking)



24"
Poly Seat
LL4100/24



30"
Poly Seat
LL4100/30



24"
Upholstered Seat
LL4200/24



30"
Upholstered Seat
LL4200/30

LimeLite Task Chair



Poly Seat
Armless Chair
LL5100



Upholstered Seat
Armless Chair
LL5200



Poly Seat
Armchair
LL5111



Upholstered Seat
Armchair
LL5211



Poly Seat
Change-Up Tablet Armchair RH
LL519R



Poly Seat
Change-Up Tablet Armchair LH
LL519L



Upholstered Seat
Change-Up Tablet Armchair RH
LL529R



Upholstered Seat
Change-Up Tablet Armcha
LL529L



Stack/Nesting Seating Frame Color		Poly Color - Shell		Tablet Arm Color - Laminate	
Black	BL	Black	PBL	Beigewood	LBZ
Blue Grey	GR	Blue Grey	PGR	Belair	LBQ
Bronze Metallic	ZM	Cayenne	PCY	Biltmore Cherry	LBT
Cayenne	CY	Cool Grey	PCG	Black	LBK
Champagne Metallic	CM	Cottonwood	PCO	Brighton Walnut	LBW
Chrome	CH	Earthen Clay	PEY	Canyon Zephyr	LCA
Cool Grey	CG	Everglade Shade	PEV	Castle Oak	LCO
Cottonwood	CO	Flannel	PFN	Casual Linen	LCU
Earthen Clay	EY	Hazy Jade	PHJ	Cherry Storm	LCX
Espresso Metallic	EX	Honey Bee	PHY	Classic Linen	LCI
Everglade Shade	EV	Light Tone	PLG	Cloud Zephyr	LCL
Flannel	FN	Mardi Gras	PMG	Cocobala	LCC
Glitz Metallic	GZ	Misty Brown	PMY	Crisp Linen	LRI
Hazy Jade	HJ	Nemo	PNE	Desert Zephyr	LDZ
Honey Bee	HY	Nordic	PND	Designer White	LDR
Light Tone	LG	Poppy Red	PPR	Dove Grey	LDG
Mardi Gras	MG	Purple Haze	PPH	Flax Linen	LXF
Misty Brown	MY	Rainforest	PRQ	Florence Walnut	LFC
Nemo	NE	Raw Jasper	PRJ	Forged Steel	LOL
Nordic	ND	Rubber Ducky	PRK	Friston Ash	LFH
Poppy Red	PR	Sand	PSA	Frosty White	LFW
Purple Haze	PH	Sky Blue	PSK	Graphite Nebula	LGN
Rainforest	RQ	Surf's Up	PSP	Grey	LGE
Raw Jasper	RJ	Tarragon	PTQ	High Rise	LHE
Rubber Ducky	RK	Twilight Shadow	PTI	Hollyberry	LHY
Sand	SA	Ultra Blue	PUB	Island	LID
Sky Blue	SK	Warm Grey	PWG	Italian Silver Ash	LIT
Starlight Silver Metallic	SX	Zesty Lime	PZL	Kensington Maple	LKM
Surf's Up	SP			Lapis Blue	LLB
Tarragon	TQ			Markerboard White	LMK
Twilight Shadow	TI			Misted Zephyr	LMR
Ultra Blue	UB			Monticello Maple	LMT
Warm Grey	WG			North Sea	LNA
Zesty Lime	ZL			Ocean	LON
Black Textured (Matte)	BLT			Pearl Bisque	LPB
Cool Grey Textured (Matte)	CGT			Pinnacle Walnut	LPW
Cottonwood Textured (Matte)	COT			Pressed Linen	LPR
Flannel Textured (Matte)	FNT			River Cherry	LRY
Warm Grey Textured (Matte)	WGT			Satin Stainless	LSS
				Shadow Zephyr	LSR
				Silicon evolv	LSV
				Sterling Ash	LAZ
				Tailored Linen	LTL
				Titanium evolv	LTV
				White Nebula	LWL
				White Sand	LWN
				Windsor Mahogany	LWY

Armrest matches frame finish except for chrome, metallic, or hammertone, then arm matches poly pick.
NOTE: Textured finishes are NOT available on Nesting Seating.

Finish Cards

View color swatches for items listed within this document.

Paints

Wood/Veneer

Molded Edges

Hard Plastics

Plastics/Poly



Laminates

Edge Styles

Glass

Certain options referenced may not be available on GSA Schedule.



			MODEL NUMBER															
			Basic Model	Fire Code	Shell Color	Frame/ Armrest Finish*	Caster Color	Glide Option	Upholstery Color									
MODEL	Features									Approx. Packaged Weight	Delivered Pricing	Delivered Pricing Fabric Grade 1 & C.O.M.	Delivered Pricing Fabric Grade 2	Delivered Pricing Fabric Grade 3 & Group 2V Vinyl	Delivered Pricing Pallas Fabric Group P0	Delivered Pricing Pallas Fabric Group P1	Delivered Pricing Pallas Fabric Group P2	Delivered Pricing Pallas Fabric Group P3
 LL11 LL12	Four-Leg Armless Chair with Glides <ul style="list-style-type: none">• One-piece shell• Passive Flex• Expansive color options• Large family• 400 pound approved• Stacking	Poly Seat/Back	LL1100	NFR	<input type="checkbox"/> <input type="checkbox"/>	<input type="checkbox"/> <input type="checkbox"/>		<input type="checkbox"/> <input type="checkbox"/> <input type="checkbox"/>		21.3#	\$ 260							
		Uph Seat/Poly Back	LL1200	NFR	<input type="checkbox"/> <input type="checkbox"/>	<input type="checkbox"/> <input type="checkbox"/>		<input type="checkbox"/> <input type="checkbox"/> <input type="checkbox"/> <input type="checkbox"/> <input type="checkbox"/>		23.3#	N/A	463	470	484	472	521	541	563
 LL21 LL22	Four-Leg Armless Chair with Casters <ul style="list-style-type: none">• One-piece shell• Passive Flex• Expansive color options• Large family• 400 pound approved• Dual surface casters• Stacking on floor only	Poly Seat/Back	LL2100	NFR	<input type="checkbox"/> <input type="checkbox"/>	<input type="checkbox"/> <input type="checkbox"/>	<input type="checkbox"/> <input type="checkbox"/> <input type="checkbox"/>			22.3#	\$ 309							
		Uph Seat/Poly Back	LL2200	NFR	<input type="checkbox"/> <input type="checkbox"/>	<input type="checkbox"/> <input type="checkbox"/>	<input type="checkbox"/> <input type="checkbox"/> <input type="checkbox"/>	<input type="checkbox"/> <input type="checkbox"/> <input type="checkbox"/> <input type="checkbox"/> <input type="checkbox"/>		24.3#	N/A	513	519	534	522	570	591	612
			A	B	C	D	E	F	G									

HOW TO ORDER

Indicate the following information on order form:

1. Quantity of each item.
2. Model number, including options. See “How To Build a Model Number”.
3. Any special service required.

Note:

- The ☐ indicates that a choice is required.
- The absence of the ☐ indicates that no choice is required.
- Alpha-numeric characters in place of ☐ indicate that no other alternatives are available.

HOW TO BUILD A MODEL NUMBER

- A**Select basic model.
- B**Select fire code.

NFR- Compliance to TB 117-2013
- C**Select shell color.

Refer to the **Product Color Options** page in this price list.
- D**Select frame/armrest color.

Refer to the **Product Color Options** page in this price list.
- E**Select caster color.

UCBL- Dual Surface Casters, Black

UCCO- Dual Surface Casters, Cottonwood; add \$27

UCWG- Dual Surface Casters, Warm Grey ; add \$27
- F**Select glide option.

GFT- Felt glides

GPL- Plastic glides

GSL- Steel glides
- G**Select upholstery grade/color.

Refer to [ki.com/fabrics](https://www.ki.com/fabrics)

UPHOLSTERY INFORMATION

C.O.M. Upholstery
C.O.M. requirement for 10 chairs or less with upholstered seat is 3/4 yard per chair of 54” wide nondirectional fabric. For orders of 11 or more with upholstered seat and for complete information on ordering C.O.M. see “Ordering Customer's Own Material (C.O.M) Upholstery” section.

SPECIAL SERVICES



Special Carton Marking

With specially marked informationN/C



Shipping
Ships **assembled, FOB Green Bay, WI 54302, freight prepaid.** Freight class 125.

Specifications and prices are subject to change without prior notice.



			MODEL NUMBER																
			Basic Model	Fire Code	Shell Color	Frame/ Armrest Finish*	Caster Color	Glide Option	Upholstery Color										
MODEL			Features							Approx. Packaged Weight	Delivered Pricing	Delivered Pricing Fabric Grade 1 & C.O.M.	Delivered Pricing Fabric Grade 2	Delivered Pricing Fabric Grade 3 & Group 2V Vinyl	Delivered Pricing Pallas Fabric Group P0	Delivered Pricing Pallas Fabric Group P1	Delivered Pricing Pallas Fabric Group P2	Delivered Pricing Pallas Fabric Group P3	
 LL11 LL12	Four-Leg Arm Chair with Glides		Poly Seat/Back	LL1111	NFR	<input type="checkbox"/> <input type="checkbox"/>	<input type="checkbox"/> <input type="checkbox"/>		<input type="checkbox"/> <input type="checkbox"/> <input type="checkbox"/>		24.0#	\$ 338							
	Uph Seat/Poly Back		LL1211	NFR	<input type="checkbox"/> <input type="checkbox"/>	<input type="checkbox"/> <input type="checkbox"/>		<input type="checkbox"/> <input type="checkbox"/> <input type="checkbox"/>	<input type="checkbox"/> <input type="checkbox"/> <input type="checkbox"/> <input type="checkbox"/>		26.0#	N/A	542	549	563	551	599	620	642
 LL21 LL22	Four-Leg Arm Chair with Casters		Poly Seat/Back	LL2111	NFR	<input type="checkbox"/> <input type="checkbox"/>	<input type="checkbox"/> <input type="checkbox"/>	<input type="checkbox"/> <input type="checkbox"/> <input type="checkbox"/>			25.0#	\$ 388							
	Uph Seat/Poly Back		LL2211	NFR	<input type="checkbox"/> <input type="checkbox"/>	<input type="checkbox"/> <input type="checkbox"/>	<input type="checkbox"/> <input type="checkbox"/> <input type="checkbox"/>		<input type="checkbox"/> <input type="checkbox"/> <input type="checkbox"/> <input type="checkbox"/>		27.0#	N/A	591	597	611	599	648	669	690
			A	B	C	D	E	F	G										



		MODEL NUMBER																		
		Basic Model	Fire Code	Shell Color	Frame/ Armrest Finish*	Caster Color	Glide Option	Tablet Arm Color	Upholstery Color											
MODEL		Features									Approx. Packaged Weight	Delivered Pricing	Delivered Pricing Fabric Grade 1 & C.O.M.	Delivered Pricing Fabric Grade 2	Delivered Pricing Fabric Grade 3 & Group 2V Vinyl	Delivered Pricing Pallas Fabric Group P0	Delivered Pricing Pallas Fabric Group P1	Delivered Pricing Pallas Fabric Group P2	Delivered Pricing Pallas Fabric Group P3	
 LL11 LL12	Four-Leg Tablet Arm Chair with Glides <ul style="list-style-type: none">• One-piece shell• Passive Flex• Expansive color options• Large family• Flip-up tablet stacks 4 high• 400 pound approved• Stacking on floor only	Poly Seat/Back, RH	LL113R	NFR	<input type="checkbox"/> <input type="checkbox"/>	<input type="checkbox"/> <input type="checkbox"/>		<input type="checkbox"/> <input type="checkbox"/> <input type="checkbox"/>	<input type="checkbox"/> <input type="checkbox"/>		29.0#	\$ 501								
		Poly Seat/Back, LH	LL113L	NFR	<input type="checkbox"/> <input type="checkbox"/>	<input type="checkbox"/> <input type="checkbox"/>		<input type="checkbox"/> <input type="checkbox"/> <input type="checkbox"/>	<input type="checkbox"/> <input type="checkbox"/>		29.0#	501								
		Uph Seat/Poly Back, RH	LL123R	NFR	<input type="checkbox"/> <input type="checkbox"/>	<input type="checkbox"/> <input type="checkbox"/>		<input type="checkbox"/> <input type="checkbox"/> <input type="checkbox"/>	<input type="checkbox"/> <input type="checkbox"/>	<input type="checkbox"/> <input type="checkbox"/> <input type="checkbox"/> <input type="checkbox"/>	31.0#	N/A	705	712	726	714	762	783	805	
		Uph Seat/Poly Back, LH	LL123L	NFR	<input type="checkbox"/> <input type="checkbox"/>	<input type="checkbox"/> <input type="checkbox"/>		<input type="checkbox"/> <input type="checkbox"/> <input type="checkbox"/>	<input type="checkbox"/> <input type="checkbox"/>	<input type="checkbox"/> <input type="checkbox"/> <input type="checkbox"/> <input type="checkbox"/>	31.0#	N/A	705	712	726	714	762	783	805	
 LL21 LL22	Four-Leg Tablet Arm Chair with Casters <ul style="list-style-type: none">• One-piece shell• Passive Flex• Expansive color options• Large family• Flip-up tablet stacks 4 high• 400 pound approved• Dual surface caster• Stacking on floor only	Poly Seat/Back, RH	LL213R	NFR	<input type="checkbox"/> <input type="checkbox"/>	<input type="checkbox"/> <input type="checkbox"/>	<input type="checkbox"/> <input type="checkbox"/> <input type="checkbox"/>		<input type="checkbox"/> <input type="checkbox"/>		29.2#	\$ 551								
		Poly Seat/Back, LH	LL213L	NFR	<input type="checkbox"/> <input type="checkbox"/>	<input type="checkbox"/> <input type="checkbox"/>	<input type="checkbox"/> <input type="checkbox"/> <input type="checkbox"/>		<input type="checkbox"/> <input type="checkbox"/>		29.2#	551								
		Uph Seat/Poly Back, RH	LL223R	NFR	<input type="checkbox"/> <input type="checkbox"/>	<input type="checkbox"/> <input type="checkbox"/>	<input type="checkbox"/> <input type="checkbox"/> <input type="checkbox"/>		<input type="checkbox"/> <input type="checkbox"/>	<input type="checkbox"/> <input type="checkbox"/> <input type="checkbox"/> <input type="checkbox"/>	31.2#	N/A	754	760	774	762	811	832	853	
		Uph Seat/Poly Back, LH	LL223L	NFR	<input type="checkbox"/> <input type="checkbox"/>	<input type="checkbox"/> <input type="checkbox"/>	<input type="checkbox"/> <input type="checkbox"/> <input type="checkbox"/>		<input type="checkbox"/> <input type="checkbox"/>	<input type="checkbox"/> <input type="checkbox"/> <input type="checkbox"/> <input type="checkbox"/>	31.2#	N/A	754	760	774	762	811	832	853	
		A	B	C	D	E	F	G	H											

HOW TO ORDER

Indicate the following information on order form:

- Quantity of each item.
- Model number, including options. See “How To Build a Model Number”.
- Any special service required.

Note:

- The ☐ indicates that a choice is required.
- The absence of the ☐ indicates that no choice is required.
- Alpha-numeric characters in place of ☐ indicate that no other alternatives are available.

HOW TO BUILD A MODEL NUMBER

- A**Select basic model.

NFR

- Compliance to TB 117-2013
- C**Select shell color.
Refer to the **Product Color Options** page in this price list.
- D**Select frame/armrest color.
Refer to the **Product Color Options** page in this price list.
- E**Select caster color.

UCBL

- Dual Surface Casters, Black

UCCO

- Dual Surface Casters, Cottonwood; add \$27

UCWG

- Dual Surface Casters, Warm Grey ; add \$27

FSelect glide option.

GFT

- Felt glides

GPL

- Plastic glides

GSL

- Steel glides

GSelect tablet arm color.
Refer to the **Product Color Options** page in this price list.**H**Select upholstery grade/color.
Refer to [ki.com/fabrics](https://www.ki.com/fabrics)

UPHOLSTERY INFORMATION

C.O.M. Upholstery
C.O.M. requirement for 10 chairs or less with upholstered seat is 3/4 yard per chair of 54” wide nondirectional fabric. For orders of 11 or more with upholstered seat and for complete information on ordering C.O.M. see “Ordering Customer's Own Material (C.O.M) Upholstery” section.

SPECIAL SERVICES

Special Carton Marking



With specially marked information N/C

Shipping

Ships **assembled, FOB Green Bay, WI 54302, freight prepaid.** Freight class 125.

Specifications and prices are subject to change without prior notice.



		MODEL NUMBER																		
		Basic Model	Fire Code	Shell Color	Frame/ Armrest Finish*	Caster Color	Glide Option	Tablet Arm Color	Upholstery Color		Approx. Packaged Weight	Delivered Pricing	Delivered Pricing Fabric Grade 1 & C.O.M.	Delivered Pricing Fabric Grade 2	Delivered Pricing Fabric Grade 3 & Group 2V Vinyl	Delivered Pricing Pallas Fabric Group P0	Delivered Pricing Pallas Fabric Group P1	Delivered Pricing Pallas Fabric Group P2	Delivered Pricing Pallas Fabric Group P3	
 LL11 LL12	Four-Leg Oversize Tablet Arm Chair with Glides <ul style="list-style-type: none">• One-piece shell• Passive Flex• Expansive color options• Large family• Flip-up tablet stacks 4 high• 400 pound approved• Stacking on floor only	Poly Seat/Back, RH	LL114R	NFR	<input type="checkbox"/> <input type="checkbox"/>	<input type="checkbox"/> <input type="checkbox"/>		<input type="checkbox"/> <input type="checkbox"/> <input type="checkbox"/> <input type="checkbox"/>	<input type="checkbox"/> <input type="checkbox"/> <input type="checkbox"/> <input type="checkbox"/>		33.3#	\$ 545								
		Poly Seat/Back, LH	LL114L	NFR	<input type="checkbox"/> <input type="checkbox"/>	<input type="checkbox"/> <input type="checkbox"/>		<input type="checkbox"/> <input type="checkbox"/> <input type="checkbox"/> <input type="checkbox"/>	<input type="checkbox"/> <input type="checkbox"/> <input type="checkbox"/> <input type="checkbox"/>		33.3#	545								
		Uph Seat/Poly Back, RH	LL124R	NFR	<input type="checkbox"/> <input type="checkbox"/>	<input type="checkbox"/> <input type="checkbox"/>		<input type="checkbox"/> <input type="checkbox"/> <input type="checkbox"/> <input type="checkbox"/>	<input type="checkbox"/> <input type="checkbox"/> <input type="checkbox"/> <input type="checkbox"/>	<input type="checkbox"/> <input type="checkbox"/> <input type="checkbox"/> <input type="checkbox"/> <input type="checkbox"/> <input type="checkbox"/>	33.3#	N/A	787	794	808	796	844	865	887	
		Uph Seat/Poly Back, LH	LL124L	NFR	<input type="checkbox"/> <input type="checkbox"/>	<input type="checkbox"/> <input type="checkbox"/>		<input type="checkbox"/> <input type="checkbox"/> <input type="checkbox"/> <input type="checkbox"/>	<input type="checkbox"/> <input type="checkbox"/> <input type="checkbox"/> <input type="checkbox"/>	<input type="checkbox"/> <input type="checkbox"/> <input type="checkbox"/> <input type="checkbox"/> <input type="checkbox"/> <input type="checkbox"/>	33.3#	N/A	787	794	808	796	844	865	887	
 LL21 LL22	Four-Leg Oversize Tablet Arm with Casters <ul style="list-style-type: none">• One-piece shell• Passive Flex• Expansive color options• Large family• Flip-up tablet stacks 4 high• 400 pound approved• Stacking on floor only	Poly Seat/Back, RH	LL214R	NFR	<input type="checkbox"/> <input type="checkbox"/>	<input type="checkbox"/> <input type="checkbox"/>	<input type="checkbox"/> <input type="checkbox"/> <input type="checkbox"/> <input type="checkbox"/>		<input type="checkbox"/> <input type="checkbox"/> <input type="checkbox"/> <input type="checkbox"/>		33.5#	\$ 633								
		Poly Seat/Back, LH	LL214L	NFR	<input type="checkbox"/> <input type="checkbox"/>	<input type="checkbox"/> <input type="checkbox"/>	<input type="checkbox"/> <input type="checkbox"/> <input type="checkbox"/> <input type="checkbox"/>		<input type="checkbox"/> <input type="checkbox"/> <input type="checkbox"/> <input type="checkbox"/>		33.5#	633								
		Uph Seat/Poly Back, RH	LL224R	NFR	<input type="checkbox"/> <input type="checkbox"/>	<input type="checkbox"/> <input type="checkbox"/>	<input type="checkbox"/> <input type="checkbox"/> <input type="checkbox"/> <input type="checkbox"/>		<input type="checkbox"/> <input type="checkbox"/> <input type="checkbox"/> <input type="checkbox"/>	<input type="checkbox"/> <input type="checkbox"/> <input type="checkbox"/> <input type="checkbox"/> <input type="checkbox"/> <input type="checkbox"/>	33.5#	N/A	836	842	856	844	893	914	935	
		Uph Seat/Poly Back, LH	LL224L	NFR	<input type="checkbox"/> <input type="checkbox"/>	<input type="checkbox"/> <input type="checkbox"/>	<input type="checkbox"/> <input type="checkbox"/> <input type="checkbox"/> <input type="checkbox"/>		<input type="checkbox"/> <input type="checkbox"/> <input type="checkbox"/> <input type="checkbox"/>	<input type="checkbox"/> <input type="checkbox"/> <input type="checkbox"/> <input type="checkbox"/> <input type="checkbox"/> <input type="checkbox"/>	33.5#	N/A	836	842	856	844	893	914	935	
			A	B	C	D	E	F	G	H										

HOW TO ORDER

Indicate the following information on order form:

1. Quantity of each item.
2. Model number, including options. See “How To Build a Model Number”.
3. Any special service required.

Note:

- The ☐ indicates that a choice is required.
- The absence of the ☐ indicates that no choice is required.
- Alpha-numeric characters in place of ☐ indicate that no other alternatives are available.

HOW TO BUILD A MODEL NUMBER

- A**Select basic model.

GFT

- Felt glides

GPL

- Plastic glides

GSL

- Steel glides
- B**Select fire code.

NFR

- Compliance to TB 117-2013
- C**Select shell color.
Refer to the **Product Color Options** page in this price list.
- D**Select frame/armrest color.
Refer to the **Product Color Options** page in this price list.
- E**Select caster color.

UCBL

- Dual Surface Casters, Black

UCCO

- Dual Surface Casters, Cottonwood

add \$27

UCWG

- Dual Surface Casters, Warm Grey ;

add \$27
- F**Select glide option.
- G**Select tablet arm color.
Refer to the **Product Color Options** page in this price list.
- H**Select upholstery grade/color.
Refer to [ki.com/fabrics](https://www.ki.com/fabrics)

UPHOLSTERY INFORMATION

C.O.M. Upholstery
C.O.M. requirement for 10 chairs or less with upholstered seat is 3/4 yard per chair of 54” wide nondirectional fabric. For orders of 11 or more with upholstered seat and for complete information on ordering C.O.M. see “Ordering Customer’s Own Material (C.O.M) Upholstery” section.

SPECIAL SERVICES

Special Carton Marking

With specially marked information N/C

Shipping
Ships **assembled, FOB Green Bay, WI 54302, freight prepaid.** Freight class 125.

Specifications and prices are subject to change without prior notice.



Note: • The ☐ indicates that a choice is required.

• The absence of the ☐ indicates that no choice is required.

• Alpha-numeric characters in place of ☐ indicate that no other alternatives are available.

Refer to the **Product Color Options** page in this price list.

D

Select frame/armrest color.

Refer to the **Product Color Options** page in this price list.

*See NOTE.

E

Select caster color.

UCBL

- Dual Surface Casters, Black

UCCO

- Dual Surface Casters, Cottonwood; add \$27

UCWG

- Dual Surface Casters, Warm Grey; add \$27

F

Select upholstery grade/color.

Refer to ki.com/fabrics

Own Material (C.O.M) Upholstery" section.

Specifications and prices are subject to change without prior notice.

LL31
LL32

Indicate the following information on order form:

1. Quantity of each item.
2. Model number, including options. See "How To Build a Model Number".
3. Any special service required.

- The absence of the ☐ indicates that no choice is required.
- Alpha-numeric characters in place of ☐ indicate that no other alternatives are available.

A Select basic model.

B Select fire code.

NFR - Compliance to TB 117-2013

D Select frame/armrest color.
Refer to the **Product Color Options** page in this price list.
*See NOTE.

E Select glide option.

GFT	- Felt glides
GNG	- No glides
GNS	- Non-skid glides
GPL	- Plastic glides
GSL	- Steel glides

F Select upholstery grade/color.
Refer to ki.com/fabrics

*Armrest matches frame finish except for chrome, metallic or hammertone, then arm matches poly pick.



C.O.M. requirement for 10 chairs or less with upholstered seat is 3/4 yard per chair of 54" wide nondirectional fabric. For orders of 11 or more with upholstered seat and for complete information on ordering C.O.M. see "Ordering Customer's Own Material (C.O.M) Upholstery" section.

With specially marked information N/C

Shipping
Ships assembled, FOB Green Bay, WI 54302,
freight prepaid. Freight class 125.

Specifications and prices are subject to change without prior notice.



			MODEL NUMBER														
			Basic Model	Fire Code	Shell Color	Frame/ Armrest Finish*	Glide Option	Upholstery Color									
MODEL	Features							Approx. Packaged Weight	Delivered Pricing	Delivered Pricing Fabric Grade 1 & C.O.M.	Delivered Pricing Fabric Grade 2	Delivered Pricing Fabric Grade 3 & Group 2V Vinyl	Delivered Pricing Pallas Fabric Group P0	Delivered Pricing Pallas Fabric Group P1	Delivered Pricing Pallas Fabric Group P2	Delivered Pricing Pallas Fabric Group P3	
	Four-Leg Armless Cafe Stool, 24” High	Poly Seat/Back	LL4100H24	NFR	<input type="checkbox"/> <input type="checkbox"/>	<input type="checkbox"/> <input type="checkbox"/>	<input type="checkbox"/> <input type="checkbox"/> <input type="checkbox"/> <input type="checkbox"/>	30.0#	\$ 388								
		Uph Seat/Poly Back	LL4200H24	NFR	<input type="checkbox"/> <input type="checkbox"/>	<input type="checkbox"/> <input type="checkbox"/>	<input type="checkbox"/> <input type="checkbox"/> <input type="checkbox"/> <input type="checkbox"/> <input type="checkbox"/> <input type="checkbox"/>	32.0#	N/A	591	597	611	599	648	669	690	
LL41 LL42																	
	Four-Leg Armless Cafe Stool, 30” High	Poly Seat/Back	LL4100H30	NFR	<input type="checkbox"/> <input type="checkbox"/>	<input type="checkbox"/> <input type="checkbox"/>	<input type="checkbox"/> <input type="checkbox"/> <input type="checkbox"/> <input type="checkbox"/>	31.2#	\$ 388								
		Uph Seat/Poly Back	LL4200H30	NFR	<input type="checkbox"/> <input type="checkbox"/>	<input type="checkbox"/> <input type="checkbox"/>	<input type="checkbox"/> <input type="checkbox"/> <input type="checkbox"/> <input type="checkbox"/> <input type="checkbox"/> <input type="checkbox"/>	33.2#	N/A	591	597	611	599	648	669	690	
LL41 LL42																	
			A	B	C	D	E	F									

HOW TO ORDER

Indicate the following information on order form:

- Quantity of each item.
- Model number, including options. See “How To Build a Model Number”.
- Any special service required.

Note:

- The ☐ indicates that a choice is required.
- The absence of the ☐ indicates that no choice is required.
- Alpha-numeric characters in place of ☐ indicate that no other alternatives are available.

HOW TO BUILD A MODEL NUMBER

- A**Select basic model.
- B**Select fire code.

NFR - Compliance to TB 117-2013
- C**Select shell color.

Refer to the **Product Color Options** page in this price list.
- D**Select frame/armrest color.

Refer to the **Product Color Options** page in this price list.
- E**Select glide option.

GFT - Felt glides

GPL - Plastic glides

GSL - Steel glides
- F**Select upholstery grade/color.

Refer to **ki.com/fabrics**

UPHOLSTERY INFORMATION

C.O.M. Upholstery
C.O.M. requirement for 10 chairs or less with upholstered seat is 3/4 yard per chair of 54” wide nondirectional fabric. For orders of 11 or more with upholstered seat and for complete information on ordering C.O.M. see “Ordering Customer’s Own Material (C.O.M) Upholstery” section.

SPECIAL SERVICES




Special Carton Marking

With specially marked information N/C

Shipping
Ships **assembled, FOB Green Bay, WI 54302, freight prepaid.** Freight class 125.

Specifications and prices are subject to change without prior notice.



			MODEL NUMBER														
			Basic Model	Fire Code	Shell Color	Frame/ Armrest Finish*	Glide Option	Upholstery Color									
MODEL	Features							Approx. Packaged Weight	Delivered Pricing	Delivered Pricing Fabric Grade 1 & C.O.M.	Delivered Pricing Fabric Grade 2	Delivered Pricing Fabric Grade 3 & Group 2V Vinyl	Delivered Pricing Pallas Fabric Group P0	Delivered Pricing Pallas Fabric Group P1	Delivered Pricing Pallas Fabric Group P2	Delivered Pricing Pallas Fabric Group P3	
 LL71 LL72	High Density Armless Chair <ul style="list-style-type: none">• One-piece shell• Passive Flex• Expansive color options• Large family• 350 pound approved• Stacking	Poly Seat/Back	LL7100	NFR	<input type="checkbox"/> <input type="checkbox"/>	<input type="checkbox"/> <input type="checkbox"/>	<input type="checkbox"/> <input type="checkbox"/> <input type="checkbox"/> <input type="checkbox"/>	20.0#	\$ 255								
		Uph Seat/Poly Back	LL7200	NFR	<input type="checkbox"/> <input type="checkbox"/>	<input type="checkbox"/> <input type="checkbox"/>	<input type="checkbox"/> <input type="checkbox"/>	<input type="checkbox"/> <input type="checkbox"/> <input type="checkbox"/> <input type="checkbox"/> <input type="checkbox"/> <input type="checkbox"/>	22.0#	N/A	459	465	480	468	516	537	558
 LLS1 LLS2	High Density Armless Stool, 24” High <ul style="list-style-type: none">• One-piece shell• Passive Flex• Expansive color options• Large family• 350 pound approved• Stacking	Poly Seat/Back	LLS100H24	NFR	<input type="checkbox"/> <input type="checkbox"/>	<input type="checkbox"/> <input type="checkbox"/>	<input type="checkbox"/> <input type="checkbox"/> <input type="checkbox"/> <input type="checkbox"/>	23.1#	\$ 381								
		Uph Seat/Poly Back	LLS200H24	NFR	<input type="checkbox"/> <input type="checkbox"/>	<input type="checkbox"/> <input type="checkbox"/>	<input type="checkbox"/> <input type="checkbox"/>	<input type="checkbox"/> <input type="checkbox"/> <input type="checkbox"/> <input type="checkbox"/> <input type="checkbox"/> <input type="checkbox"/>	25.1#	N/A	585	592	606	594	643	663	685
 LLS1 LLS2	Hig Density Armless Stool, 30” High <ul style="list-style-type: none">• One-piece shell• Passive Flex• Expansive color options• Large family• 350 pound approved• Stacking	Poly Seat/Back	LLS100H30	NFR	<input type="checkbox"/> <input type="checkbox"/>	<input type="checkbox"/> <input type="checkbox"/>	<input type="checkbox"/> <input type="checkbox"/> <input type="checkbox"/> <input type="checkbox"/>	25.1#	\$ 381								
		Uph Seat/Poly Back	LLS200H30	NFR	<input type="checkbox"/> <input type="checkbox"/>	<input type="checkbox"/> <input type="checkbox"/>	<input type="checkbox"/> <input type="checkbox"/>	<input type="checkbox"/> <input type="checkbox"/> <input type="checkbox"/> <input type="checkbox"/> <input type="checkbox"/> <input type="checkbox"/>	27.1#	N/A	585	592	606	594	643	663	685
			A	B	C	D	E	F									

HOW TO ORDER

Indicate the following information on order form:

1. Quantity of each item.
2. Model number, including options. See “How To Build a Model Number”.
3. Any special service required.

Note:

- The ☐ indicates that a choice is required.
- The absence of the ☐ indicates that no choice is required.
- Alpha-numeric characters in place of ☐ indicate that no other alternatives are available.

HOW TO BUILD A MODEL NUMBER

- A**Select basic model.
- B**Select fire code.

NFR - Compliance to TB 117-2013
- C**Select shell color.

Refer to the **Product Color Options** page in this price list.
- D**Select frame/armrest color.

Refer to the **Product Color Options** page in this price list.
- E**Select glide option.

GFT - Felt glides

GNG - No glides

GNS - Non-skid glides

GPL - Plastic glides

GSL - Steel glides

G - Ganging polycarbonate glides

GGS - Ganging steel glides

FSelect upholstery grade/color.
Refer to [ki.com/fabrics](https://www.ki.com/fabrics)

UPHOLSTERY INFORMATION

C.O.M. Upholstery
C.O.M. requirement for 10 chairs or less with upholstered seat is 3/4 yard per chair of 54” wide nondirectional fabric. For orders of 11 or more with upholstered seat and for complete information on ordering C.O.M. see “Ordering Customer’s Own Material (C.O.M) Upholstery” section.

SPECIAL SERVICES

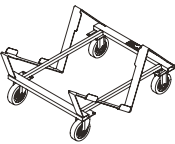
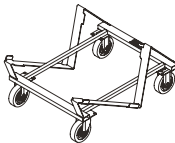
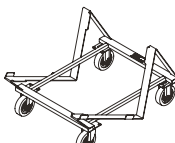
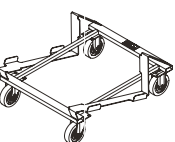
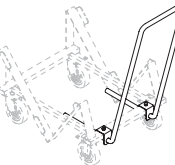
Special Carton Marking

With specially marked information N/C

Shipping
Ships **assembled, FOB Green Bay, WI 54302, freight prepaid.** Freight class 125.

Specifications and prices are subject to change without prior notice.



MODEL	MODEL NUMBER			
	Basic Model	Approx. Packaged Weight		Delivered Pricing
 HRDPT	LLDTF.BL	29.0#		\$ 570
 HRDPT	LLDHD.BL	27.5#		\$ 570
 HRDPT	LLDHDS.BL	29.0#		\$ 570
 HRDPT	LLDCU.BL	27.5#		\$ 570
 HRDPT	UDH.BL	8.0#		\$ 199
	A			

HOW TO ORDER

Indicate the following information on order form:

1. Quantity of each item.
2. Model number, including options. See “How To Build a Model Number”.
3. Any special service required.

Note:

- The ☐ indicates that a choice is required.
- The absence of the ☐ indicates that no choice is required.
- Alpha-numeric characters in place of ☐ indicate that no other alternatives are available.

HOW TO BUILD A MODEL NUMBER

A Select basic model.

SPECIAL SERVICES

Special Carton Marking

With specially marked information N/C

Shipping
Ships **assembled, FOB Green Bay, WI 54302, freight prepaid.** Freight class 125.

Specifications and prices are subject to change without prior notice.



Armless Task Chair (LL5100, LL5200) Arm Task Chair (LL5111, LL5211) Change-Up Tablet Arm Task Chair (LL519R, LL519L, LL529R, LL529L) Armless Task Stool (LL6100, LL6200) Arm Task Stool (LL6111, LL6211)

General Dimensions					
Seat width	18-1/4"	18-1/4"	18-1/4"	18-1/4"	18-1/4"
Seat depth	17-1/2"	17-1/2"	17-1/2"	17-1/2"	17-1/2"
Seat height (upholstered add 3/4")	16-1/2" - 21-1/2"	16-1/2" - 21-1/2"	16-1/2" - 21-1/2"	22" - 32"	22" - 32"
Clearance inside arms	20"				20"
Overall Dimensions					
Width	28"	28"	28"	28"	28"
Depth	28"	28"	28"	28	28
Height	32-1/4" - 37-1/4"	32-1/4" - 37-1/4"	32-1/4" - 37-1/4"	37-3/4" - 47-3/4"	37-3/4" - 47-3/4"
Arms/tablet surface to floor	24-1/2" - 29-1/2"		28" - 33"		30" - 40"
Footring to floor				12-1/2" - 17-1/2"	12-1/2" - 17-1/2"

One-Piece Seat Shell

The seat and backrest are integrated into a single shell that is injection-molded in polypropylene, reinforced with glass fiber. The shell is ergonomically contoured and features a passive flex back movement for superior comfort.

Upholstered Seat (optional)

Molded urethane foam is attached to an injection-molded polypropylene seat board, then is upholstered using a draw-string process. The assembled seat pad is attached to the seat by means of hidden fasteners. Seat foam is nominal 3/4" thickness.

Task Chairs & Stools

Under-Seat Structure

Support structure is a die-drawn 12-gauge steel plate. Structure is finished with baked-on electrostatically-applied epoxy powder-coat paint.

Armrests (optional)

When equipped with armrests, a support structure of 7/8" O.D. by 13-gauge tubular steel is welded directly to the seat structure plate. The armrests are injection-molded glass-reinforced nylon with an internal structure of 3/8" diameter steel wire and are press-fit into the support tube. Armrest color matches the structure's finish, (except metallic finishes, which match the shell poly color).

Base

The base is a 27" injection-molded glass-reinforced nylon 5-blade base. A single paddle under the seat operates the height-adjusting pneumatic cylinder. An optional die-cast aluminum 5-blade base is also available on both chairs and stools. The aluminum base is available in polished aluminum or selected paint colors. Finish is baked-on elctrostatically-applied epoxy powder-coat paint and may be specified in 30-degree gloss or textured (matte) finish. Cylinders are available in Black, Warm Grey, or Cottonwood. Nominal seat height range is 16 1/2" to 21 1/2" for chairs, and 22" to 32" for stools.

Casters

Task chairs and stools are equipped with dual surface casters, suitable for carpet or hard floors. Casters are 60 mm diameter, double-wheel, made of high-impact thermoplastic with softer elastomer over-molded on the wheel surfaces. Casters are available in Black, Warm Grey, or Cottonwood. (Cottonwood casters have Warm Grey elastomer on the surface that contacts the floor. All others are monochrome.)

Foot Ring

Task stools are equipped with a twist-to-lock, adjustable-height, 20" diameter chrome-plated steel foot ring with black, die-cast aluminum hub and spokes.

INFORMATION

C.O.M. Testing and Production Requirements

Not all materials are suitable for upholstering this product. A 1 yd. x 54" sample must be submitted and approved prior to acceptance of an order. If the fabric is directional in pattern or weave, the direction must be indicated on the submitted sample, and additional yardage may be requested.

Test samples must be sent to:

KI
Attn: C.O.M. Specialist
1687 Westminster Drive - Gate 3
Green Bay, WI 54302

Fabric Disclaimer

Fabric will be applied as swatched by the fabric manufacturer. Fabric that is required to be applied differently than is swatched will need a Modified Product Request written specifying the direction the fabric is to be applied.

KI Color Match Program

KI offers the additional option of color matching paint, polypropylene, or wood stain through Product Modification Requests. Contact Customer Service for details.

Whatever you imagine, whatever you require, KI's Color Match program lets you pick your color!

Color Match Process - Poly Seating Information can be found here.

Stacking Vinyl, Polyurethane, and Imitation Leather Upholstered Chairs

If stacking frequently and for long periods of time, it is recommended that upholstery other than vinyl, polyurethane or imitation leather be used to avoid impressions in the seat cushion. KI does not warrant the effects of stacking on stock or COM vinyl, polyurethane or imitation leather upholstery.

INFORMATION

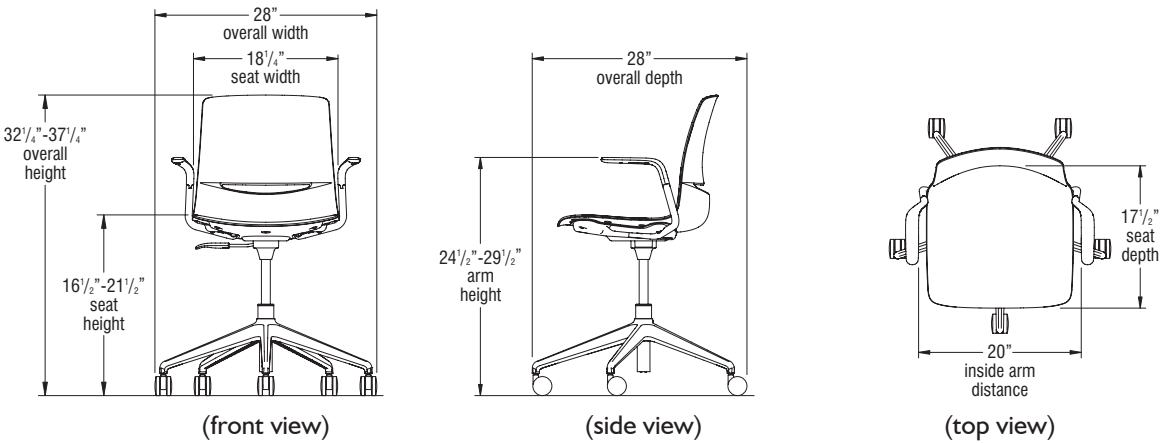
Warranty

Refer to KI Terms & Conditions document or visit ki.com

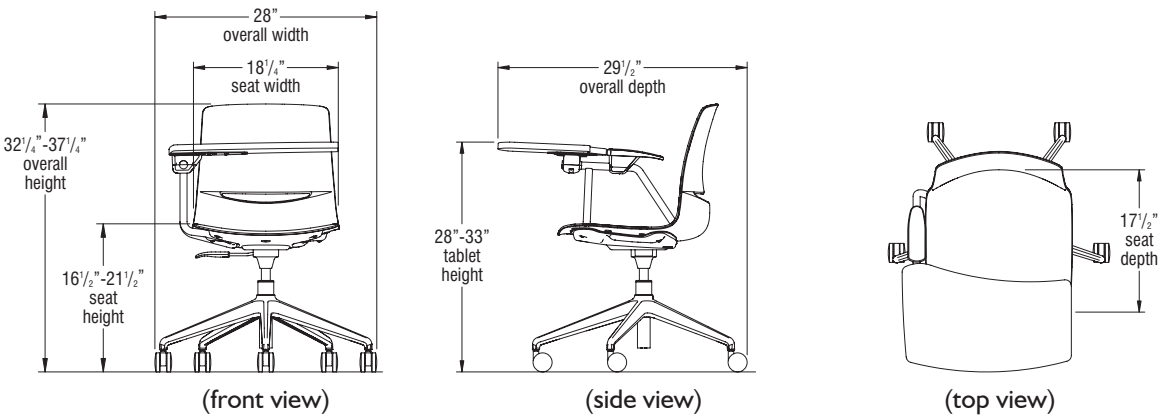


DIMENSIONS

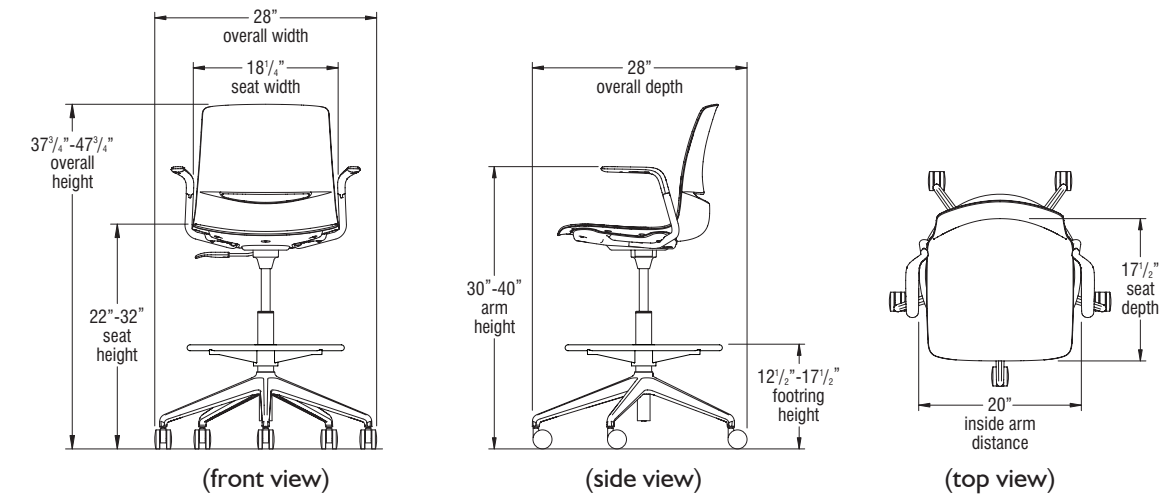
LimeLite Task Chair - Armchair - (model LL5111 shown)



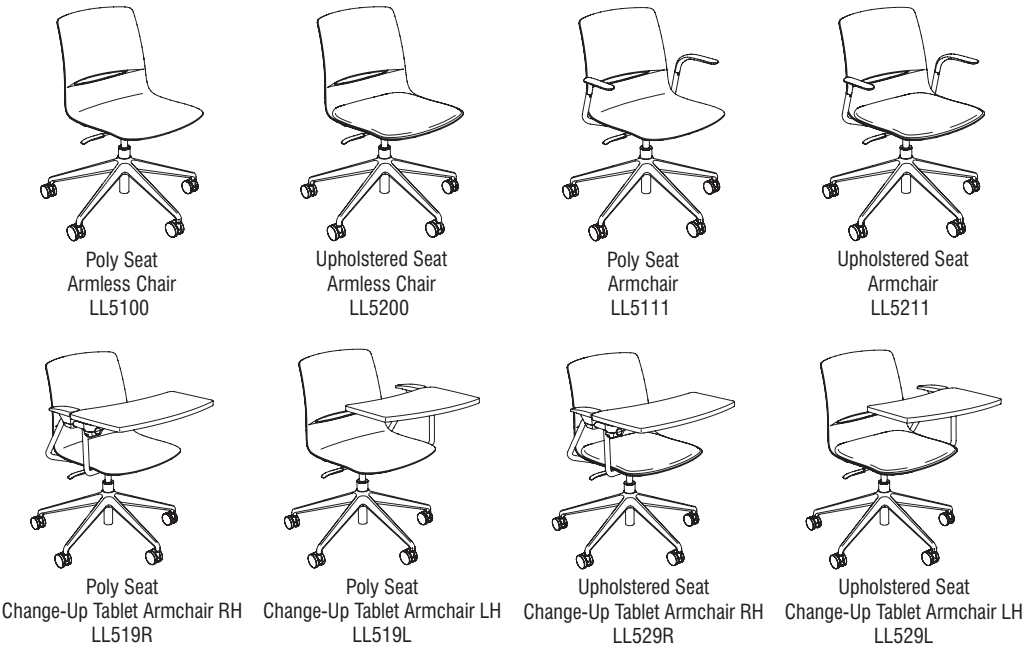
LimeLite Task Chair - ChangeUp Tablet Armchair - (model LL519R shown)



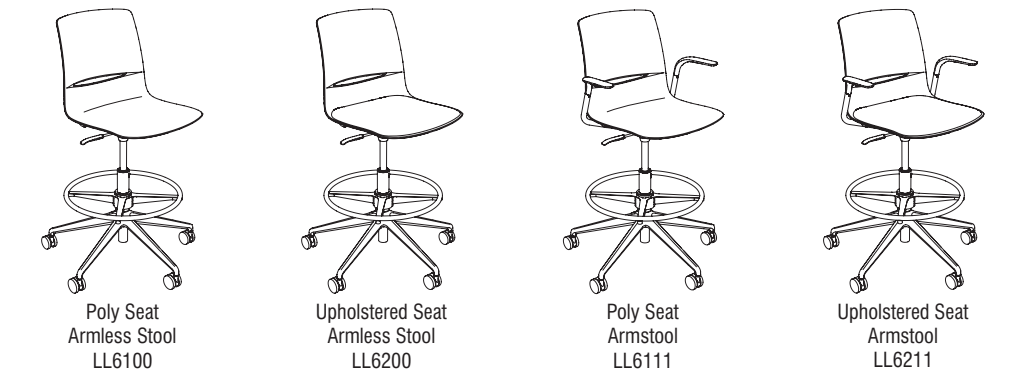
LimeLite Task Stool - Armstool - (model LL6111 shown)



LimeLite Task Chair



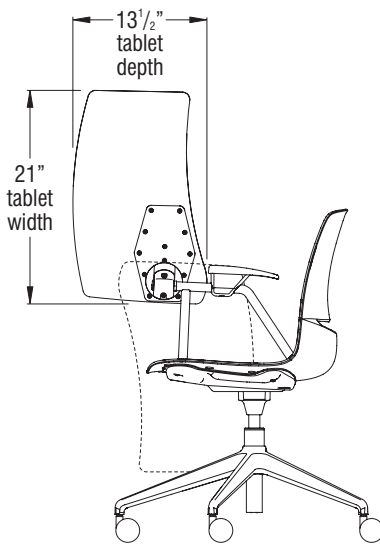
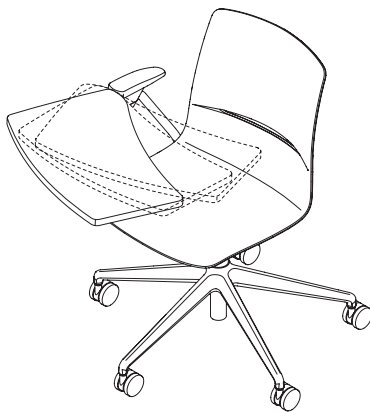
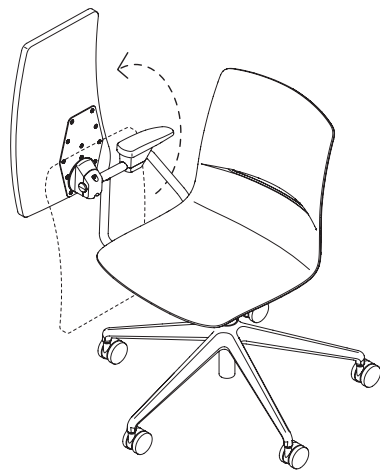
LimeLite Task Stool



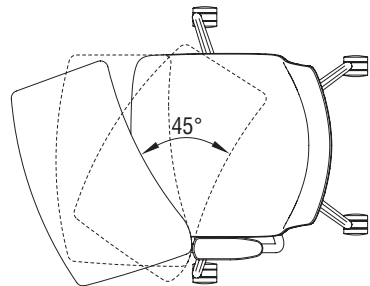


DIMENSIONS

ChangeUp Tablet Arm



(side view)



(top view)

ChangeUp™ Tablet Arm

ChangeUp tablet support is integral to the chair frame and consists of a $\frac{7}{8}$ " diameter solid steel rod welded to the front and rear support tubes. A three-piece molded plastic armrest is included and attached to the chair frame using a #10 x $2\frac{1}{2}$ " Phillips pan head tapping screw.

The tablet mechanism consists of a die-cast aluminum housing, upper and lower plastic bearings, and 11-gauge steel clamp and tablet board support plates. The tablet mechanism is clamped onto the chair frame over two plastic bushing halves and a $\frac{5}{16}$ " diameter by $1\frac{3}{4}$ " hardened steel pin with a die-cast aluminum cap secured with two $\frac{1}{4}$ -20 x $\frac{3}{4}$ " button socket head cap screws. The pin creates a solid 90° up/down pivot stop and the bushings provide a smooth, quiet operation. In the use position, the tablet mechanism rotates outward from the chair back an additional 20° and permits approximately $3\frac{1}{2}$ " of adjustment for ingress/egress without stowing the tablet.

The tablet worksurface is 21" wide by $13\frac{1}{2}$ " deep (235 square inches) is secured to the tablet board support plate with twelve #12 x $\frac{5}{8}$ " Phillips flat head tapping screws. The tablet board is made of 18 mm Baltic Birch plywood with .040" high-pressure laminate top surface and .02" thick phenolic backer surface for an overall board thickness of approximately $\frac{3}{4}$ ". Edges are lacquered with a clear finish and sealed. The factory installed tablet assembly is not field installable and may not be removed.



Task Seating Frame Color		Poly Color - Shell		Tablet Arm Color - Laminate	
Black	BL	Black	PBL	Beigewood	LBZ
Black Textured (Matte)	BLT	Blue Grey	PGR	Belair	LBQ
Blue Grey	GR	Cayenne	PCY	Biltmore Cherry	LBT
Bronze Metallic	ZM	Cool Grey	PCG	Black	LBK
Cayenne	CY	Cottonwood	PCO	Brighton Walnut	LBW
Champagne Metallic	CM	Earthen Clay	PEY	Canyon Zephyr	LCA
Cool Grey	CG	Everglade Shade	PEV	Castle Oak	LCO
Cool Grey Textured (Matte)	CGT	Flannel	PFN	Casual Linen	LCU
Cottonwood	CO	Hazy Jade	PHJ	Cherry Storm	LCX
Cottonwood Textured (Matte)	COT	Honey Bee	PHY	Classic Linen	LCI
Earthen Clay	EY	Light Tone	PLG	Cloud Zephyr	LCL
Espresso Metallic	EX	Mardi Gras	PMG	Cocobala	LCC
Everglade Shade	EV	Misty Brown	PMY	Crisp Linen	LRI
Flannel	FN	Nemo	PNE	Desert Zephyr	LDZ
Flannel Textured (Matte)	FNT	Nordic	PND	Designer White	LDR
Glitz Metallic	GZ	Poppy Red	PPR	Dove Grey	LDG
Hazy Jade	HJ	Purple Haze	PPH	Flax Linen	LXF
Honey Bee	HY	Rainforest	PRQ	Florence Walnut	LFC
Light Tone	LG	Raw Jasper	PRJ	Forged Steel	LOL
Mardi Gras	MG	Rubber Ducky	PRK	Friston Ash	LFH
Misty Brown	MY	Sand	PSA	Frosty White	LFW
Nemo	NE	Sky Blue	PSK	Graphite Nebula	LGN
Nordic	ND	Surf's Up	PSP	Grey	LGE
Poppy Red	PR	Tarragon	PTQ	High Rise	LHE
Purple Haze	PH	Twilight Shadow	PTI	Hollyberry	LHY
Rainforest	RQ	Ultra Blue	PUB	Island	LID
Raw Jasper	RJ	Warm Grey	PWG	Italian Silver Ash	LIT
Rubber Ducky	RK	Zesty Lime	PZL	Kensington Maple	LKM
Sand	SA	Dual Surface Caster Color		Lapis Blue	LLB
Sky Blue	SK			Markerboard White	LMK
Starlight Silver Metallic	SX		UCBL	Misted Zephyr	LMR
Surf's Up	SP	Dual Surface Casters, Cottonwood	UCCO	Monticello Maple	LMT
Tarragon	TQ	Dual Surface Casters, Warm Grey	UCWG	North Sea	LNA
Twilight Shadow	TI	Five-Star Task Base Color		Ocean	LON
Ultra Blue	UB		BBL	Pearl Bisque	LPB
Warm Grey	WG		BBLT	Pinnacle Walnut	LPW
Warm Grey Textured (Matte)	WGT	Cottonwood	BCO	Pressed Linen	LPR
Zesty Lime	ZL	Cottonwood Textured (Matte)	BCOT	River Cherry	LRY
		Polished Aluminum	BPA	Satin Stainless	LSS
		Warm Grey	BWG	Shadow Zephyr	LSR
		Warm Grey Textured (Matte)	BWGT	Silicon evolv	LSV
				Sterling Ash	LAZ
				Tailored Linen	LTL
				Titanium evolv	LTV
				White Nebula	LWL
				White Sand	LWN
				Windsor Mahogany	LWY

Armrest/Height Adjust Lever color applies to height adjust lever and seat shroud. If metallic or hammertone colors are selected, then arm matches poly pick.
NOTE: Chrome is NOT available on Task Seating

When base is Black, Cottonwood, or Warm Grey, casters/cylinders match. When base is Polished Aluminum, a caster/cylinder color must be selected.

Finish Cards

View color swatches for items listed within this document.

Paints

Wood/Veneer

Molded Edges

Hard Plastics

Plastics/Poly



Laminates

Edge Styles

Glass

Certain options referenced may not be available on GSA Schedule.



			MODEL NUMBER															
			Basic Model	Fire Code	Shell Color	*Armrest/ Height Adj Lever Color	Base Color	Caster/ Cylinder Color	Upholstery Color									
MODEL	Features									Approx. Packaged Weight	Delivered Pricing	Delivered Pricing Fabric Grade 1 & C.O.M.	Delivered Pricing Fabric Grade 2	Delivered Pricing Fabric Grade 3 & Group 2V Vinyl	Delivered Pricing Pallas Fabric Group P0	Delivered Pricing Pallas Fabric Group P1	Delivered Pricing Pallas Fabric Group P2	Delivered Pricing Pallas Fabric Group P3
 LL51 LL52	Armless Task Chair <ul style="list-style-type: none">• One-piece shell• Expansive color options• Large family• Dual surface caster• 400 pound approved• C = Poly Seat and/or Back Color• D = Height Adj. Lever Color applies to height adjust lever and seat shroud color.• E = Base Color• F = Casters/Cylinder Color• When base is Black, Cottonwood or Warm Grey, casters/cylinders match.• When base is Polished Aluminum, a caster/cylinder color must be selected.	Poly Seat/Back	LL5100	NFR	<input type="checkbox"/> <input type="checkbox"/> <input type="checkbox"/>	<input type="checkbox"/> <input type="checkbox"/>	<input type="checkbox"/> <input type="checkbox"/>	<input type="checkbox"/> <input type="checkbox"/> <input type="checkbox"/>	<input type="checkbox"/> <input type="checkbox"/> <input type="checkbox"/> <input type="checkbox"/> <input type="checkbox"/> <input type="checkbox"/>	31.7#	\$ 440							
	Uph Seat/Poly Back	LL5200	NFR	<input type="checkbox"/> <input type="checkbox"/> <input type="checkbox"/>	<input type="checkbox"/> <input type="checkbox"/>	<input type="checkbox"/> <input type="checkbox"/>	<input type="checkbox"/> <input type="checkbox"/> <input type="checkbox"/>	<input type="checkbox"/> <input type="checkbox"/> <input type="checkbox"/> <input type="checkbox"/> <input type="checkbox"/> <input type="checkbox"/>		33.7#	N/A	643	649	663	651	700	720	742
 LL51 LL52	Task Arm Chair <ul style="list-style-type: none">• One-piece shell• Expansive color options• Large family• Dual surface caster• 400 pound approved• C = Poly Seat and/or Back Color• D = Armrest/Height Adj. Lever Color applies to height adjust lever and seat shroud color.• E = Base Color• F = Casters/Cylinder Color• When base is Black, Cottonwood or Warm Grey, casters/cylinders match.• When base is Polished Aluminum, a caster/cylinder color must be selected.	Poly Seat/Back	LL5111	NFR	<input type="checkbox"/> <input type="checkbox"/> <input type="checkbox"/>	<input type="checkbox"/> <input type="checkbox"/>	<input type="checkbox"/> <input type="checkbox"/>	<input type="checkbox"/> <input type="checkbox"/> <input type="checkbox"/>	<input type="checkbox"/> <input type="checkbox"/> <input type="checkbox"/> <input type="checkbox"/> <input type="checkbox"/> <input type="checkbox"/>	35.0#	\$ 522							
	Uph Seat/Poly Back	LL5211	NFR	<input type="checkbox"/> <input type="checkbox"/> <input type="checkbox"/>	<input type="checkbox"/> <input type="checkbox"/>	<input type="checkbox"/> <input type="checkbox"/>	<input type="checkbox"/> <input type="checkbox"/> <input type="checkbox"/>	<input type="checkbox"/> <input type="checkbox"/> <input type="checkbox"/> <input type="checkbox"/> <input type="checkbox"/> <input type="checkbox"/>		37.0#	N/A	725	731	745	733	782	802	824
			A	B	C	D	E	F	G									

HOW TO ORDER

Indicate the following information on order form:

1. Quantity of each item.
2. Model number, including options. See “How To Build a Model Number”.
3. Any special service required.

Note:

- The ☐ indicates that a choice is required.
- The absence of the ☐ indicates that no choice is required.
- Alpha-numeric characters in place of ☐ indicate that no other alternatives are available.

HOW TO BUILD A MODEL NUMBER

- A**Select basic model.

NFR - Compliance to TB 117-2013
- C**Select shell color.

Refer to the **Product Color Options** page in this price list.
- D**Select armrest/height adjust lever color.

Refer to the **Product Color Options** page in this price list.
Armrest/Height Adjust Lever color applies to height adjust lever and and seat shroud.
- E**Select base color.

BBL - Black Plastic
BBLT - Black Textured (Matte); add \$96
BCOT - Cottonwood Textured (Matte); add \$96
BWGT - Warm Grey Textured (Matte); add \$96
BCO - Cottonwood ; add \$96
BPA - Polished Aluminum; add \$96
BWG - Warm Grey; add \$96

When base is Black, Cottonwood, or Warm Grey, casters/cylinders match. When base is Polished Aluminum, a caster/cylinder color must be selected.

- F**Select caster/cylinder color for Polished Aluminum Base.

UCBL - Dual Surface Casters, Black
UCCO - Dual Surface Casters, Cottonwood
UCWG - Dual Surface Casters, Warm Grey

- G**Select upholstery grade/color.

Refer to [ki.com/fabrics](https://www.ki.com/fabrics)

UPHOLSTERY INFORMATION

C.O.M. Upholstery
C.O.M. requirement for 10 chairs or less with upholstered seat is 3/4 yard per chair of 54” wide nondirectional fabric. For orders of 11 or more with upholstered seat and for complete information on ordering C.O.M. see “Ordering Customer's Own Material (C.O.M) Upholstery” section.

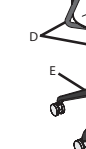
SPECIAL SERVICES

Special Carton Marking

With specially marked information N/C

Shipping
Ships **knocked down, FOB Green Bay, WI 54302, freight prepaid.** Freight class 100.

Specifications and prices are subject to change without prior notice.



The diagram shows a side view of an office chair. Component C is the backrest. Component D is the armrest. Component E is the base. Component F is the casters/cylinders. A dashed line indicates the tablet arm's position.

LL51
LL52

Change-Up Tablet Arm Task Chair

- One-piece shell
- Expansive color options
- Large family
- Dual surface caster
- 400 pound approved
- Change-Up Tablet arm option
- C = Poly Seat and/or Back Color
- D = Armrest/Height Adj. Lever Color
applies to height adjust lever and seat shroud color
- E = Base Color
- F = Casters/Cylinder Color
- When base is Black, Cottonwood or Warm Grey, casters/cylinders match.

When base is Polished Aluminum, a caster/cylinder color must be selected.

Indicate the following information on order form:

1. Quantity of each item.
2. Model number, including options. See "How To Build a Model Number".
3. Any special service required.

Note:

- The ☐ indicates that a choice is required.
- The absence of the ☐ indicates that no choice is required.
- Alpha-numeric characters in place of ☐ indicate that no other alternatives are available.

A Select basic model.

B Select fire code.
NFR - Compliance to TB 117-2013

C Select shell color.
Refer to the **Product Color Options** page in this price list.

D Select armrest/height adjust lever color.
Refer to the **Product Color Options** page in this price list.
Armrest/Height Adjust Lever color applies to height adjust lever and and seat shroud.

E Select base color.

BBL	- Black Plastic
BBLT	- Black Textured (Matte); add \$96
BCOT	- Cottonwood Textured (Matte); add \$96
BWGT	- Warm Grey Textured (Matte); add \$96
BCO	- Cottonwood; add \$96
BPA	- Polished Aluminum; add \$96
BWG	- Warm Grey; add \$96

When base is Black, Cottonwood, or Warm Grey, casters/cylinders match. When base is Polished Aluminum, a caster/cylinder color must be selected.

F Select caster/cylinder color for Polished Aluminum Base.

UCCO	- Dual Surface Casters, Cottonwood
UCWG	- Dual Surface Casters, Warm Grey
UCBL	- Dual Surface Casters, Black

G Select tablet arm color.
Refer to the **Product Color Options** page in this price list.

H Select upholstery grade/color.
Refer to **ki.com/fabrics**

C.O.M. Upholstery
C.O.M. requirement for 10 chairs or less with upholstered seat is 3/4 yard per chair of 54" wide nondirectional fabric. For orders of 11 or more with upholstered seat and for complete information on ordering C.O.M. see "Ordering Customer's Own Material (C.O.M) Upholstery" section.

Special Carton Marking



With specially marked information N/C

Shipping

Ships knocked down, FOB Green Bay, WI 54302,
freight prepaid. Freight class 100.

Specifications and prices are subject to change without prior notice.



			MODEL NUMBER																
			Basic Model	Fire Code	Shell Color	*Armrest/ Height Adj Lever Color	Base Color	Caster/ Cylinder Color	Upholstery Color										
MODEL			Features							Approx. Packaged Weight	Delivered Pricing	Delivered Pricing Fabric Grade 1 & C.O.M.	Delivered Pricing Fabric Grade 2	Delivered Pricing Fabric Grade 3 & Group 2V Vinyl	Delivered Pricing Pallas Fabric Group P0	Delivered Pricing Pallas Fabric Group P1	Delivered Pricing Pallas Fabric Group P2	Delivered Pricing Pallas Fabric Group P3	
 LL61 LL62	Armless Task Stool		Poly Seat/Back	LL6100	NFR	□□□	□□	□□□	□□□□	36.2#	\$ 564								
			Uph Seat/Poly Back	LL6200	NFR	□□□	□□	□□□	□□□□	38.2#	N/A	768	774	788	777	825	846	867	
 LL61 LL62	Task Arm Stool		Poly Seat/Back	LL6111	NFR	□□□	□□	□□□	□□□□	39.5#	\$ 644								
			Uph Seat/Poly Back	LL6211	NFR	□□□	□□	□□□	□□□□	41.5#	N/A	848	854	868	856	905	926	947	
			A B C D E F G																

HOW TO ORDER

Indicate the following information on order form:

- Quantity of each item.
- Model number, including options. See “How To Build a Model Number”.
- Any special service required.

Note:

- The □ indicates that a choice is required.
- The absence of the □ indicates that no choice is required.
- Alpha-numeric characters in place of □ indicate that no other alternatives are available.

HOW TO BUILD A MODEL NUMBER

- A**Select basic model.
- B**Select fire code.

NFR - Compliance to TB 117-2013
- C**Select shell color.

Refer to the **Product Color Options** page in this price list.
- D**Select armrest/height adjust lever color.

Refer to the **Product Color Options** page in this price list.

Armrest/Height Adjust Lever color applies to height adjust lever and and seat shroud.
- E**Select base color.

BBL	- Black Plastic
BBLT	- Black Textured (Matte); add \$96
BCOT	- Cottonwood Textured (Matte); add \$96
BWGT	- Warm Grey Textured (Matte); add \$96
BCO	- Cottonwood ; add \$96
BPA	- Polished Aluminum; add \$96
BWG	- Warm Grey; add \$96

When base is Black, Cottonwood, or Warm Grey, casters/cylinders match. When base is Polished Aluminum, a caster/cylinder color must be selected.

- F**Select caster/cylinder color for Polished Aluminum Base.

UCBL	- Dual Surface Casters, Black
UCCO	- Dual Surface Casters, Cottonwood
UCWG	- Dual Surface Casters, Warm Grey

- G**Select upholstery grade/color.

Refer to [ki.com/fabrics](#)

UPHOLSTERY INFORMATION

C.O.M. Upholstery

C.O.M. requirement for 10 chairs or less with upholstered seat is 3/4 yard per chair of 54” wide nondirectional fabric. For orders of 11 or more with upholstered seat and for complete information on ordering C.O.M. see “Ordering Customer’s Own Material (C.O.M) Upholstery” section.

SPECIAL SERVICES

Special Carton Marking

With specially marked information N/C

Shipping

Ships **knocked down, FOB Green Bay, WI 54302, freight prepaid.** Freight class 100.

Specifications and prices are subject to change without prior notice.



Conference Armless Chair
with Enhanced Motion
(LLM100/LLM200)



Conference Arm Chair
with Enhanced Motion
(LLM111/LLM211)



Fixed Height Conference Armless
Chair with Enhanced Motion
(LLP100/LLP200)



Fixed Height Conference Arm
Chair with Enhanced Motion
(LLP111/LLP211)



Conference Armless Stool
with Enhanced Motion
(LLN100/LLN200)



Conference Arm Stool
with Enhanced Motion
(LLN111/LN211)

General Dimensions						
Seat width	18-1/4"	18-1/4"	18-1/4"	18-1/4"	18-1/4"	18-1/4"
Seat depth	17-1/2"	17-1/2"	17-1/2"	17-1/2"	17-1/2"	17-1/2"
Seat height (upholstered add 3/4")	16-3/4" - 20-1/4"	16-3/4" - 20-1/4"	17-1/2"	17-1/2"	23-1/2" - 32-3/4"	23-1/2" - 32-3/4"
Clearance inside arms		19-1/2"		19-1/2"		19-1/2"
Overall Dimensions						
Width	27"	27"	27"	27"	28"	28"
Depth	27"	27"	27"	27"	28"	28"
Height (glides reduce height by 3/8")	32-1/2" - 36"	32-1/2" - 36"	33-1/4"	33-1/4"	39-1/4" - 48-1/2"	39-1/4" - 48-1/2"
Arms to floor		24-3/4"-28-1/4"		25-1/2"		31-1/2" - 40-3/4"
Footring to floor					11" - 16"	11" - 16"

Conference Seating with Enhanced Motion

Under-Seat Structure & Tilt Mechanism

The seat support plate is die-cast aluminum, mounted to a steel weldment, and supported by a composite spring. This allows the seat shell to recline as the occupant leans back. The internal steel weldment is mounted to a die-cast aluminum yoke that is mounted on top of a pneumatic cylinder, allowing the chair to swivel. The seat plate is powder-coat painted to match the shell poly color.

Armrests

Optional armrests are die-cast aluminum with polypropylene arm caps, inset flush on the top surface. Arm caps are available in Black, Warm Grey, or Cottonwood. Armrests are fixed position and mounted to the yoke.

Base

The die-cast aluminum 5-blade base is 26" diameter on chairs and 27" diameter on stools. For all except the fixed-height chairs, a single lever on the side of the seat yoke operates the height-adjusting pneumatic cylinder. Standard chair cylinders are available in Black, Warm Grey, or Cottonwood. Stool cylinders and fixed-height chair cylinders are chrome. Nominal seat height ranges are 16³/₄" to 20¹/₄" for chairs, fixed at 17¹/₂" for fixed-height chairs, and 23¹/₂" to 32³/₄" for stools.

Frame Finishes

The base, yoke, and optional armrests are available in polished aluminum or baked-on electrostatically-applied epoxy powder-coat paint. Paint may be specified in 30-degree gloss or textured (matte) finish.

Casters & Glides

Task chairs and stools are equipped with dual-surface casters, suitable for carpet or hard floors. Casters are 60 mm diameter, double-wheel, made of high-impact thermoplastic with softer elastomer over-molded on the wheel surfaces. Casters are available in Black, Warm Grey, or Cottonwood. (Cottonwood casters have Warm Grey elastomer on the surface that contacts the floor. All others are monochrome.) Black bell glides are also available instead of casters.

Foot Ring

Task stools are equipped with an adjustable-height foot ring. The foot ring has a die-cast aluminum hub and spokes (black with a polished top surface), and a 20" diameter chrome-plated tubular steel ring.

INFORMATION

C.O.M. Testing and Production Requirements

Not all materials are suitable for upholstering this product. A 1 yd. x 54" sample must be submitted and approved prior to acceptance of an order. If the fabric is directional in pattern or weave, the direction must be indicated on the submitted sample, and additional yardage may be requested.

Test samples must be sent to:

KI
Attn: C.O.M. Specialist
1687 Westminster Drive - Gate 3
Green Bay, WI 54302

Fabric Disclaimer

Fabric will be applied as swatched by the fabric manufacturer. Fabric that is required to be applied differently than is swatched will need a Modified Product Request written specifying the direction the fabric is to be applied.

KI Color Match Program

KI offers the additional option of color matching paint, polypropylene, or wood stain through Product Modification Requests. Contact Customer Service for details.

Whatever you imagine, whatever you require, KI's Color Match program lets you pick your color!

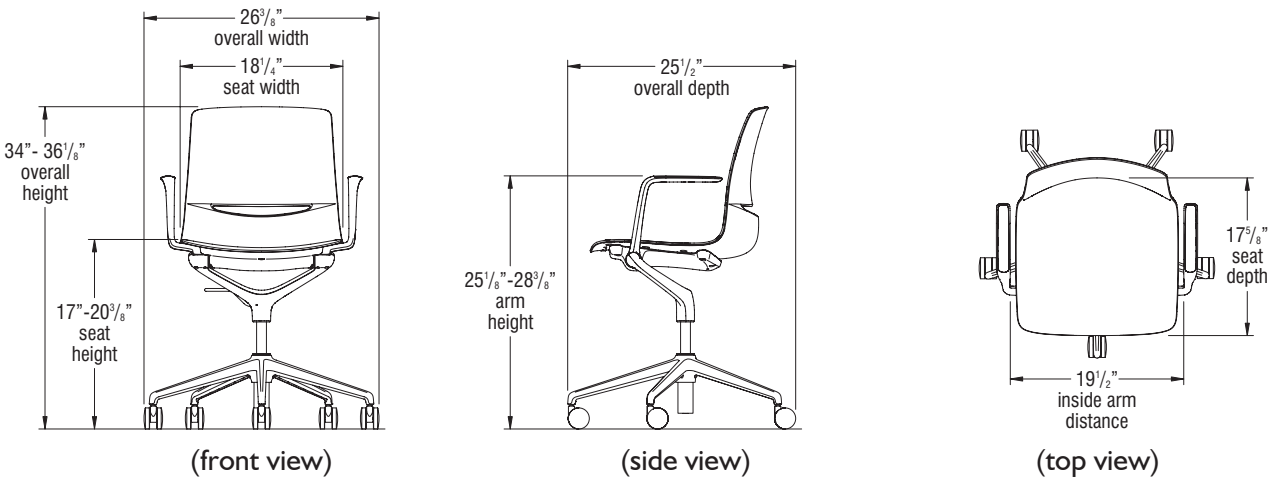
[Color Match Process - Poly Seating Information can be found here.](#)

Stacking Vinyl, Polyurethane, and Imitation Leather Upholstered Chairs

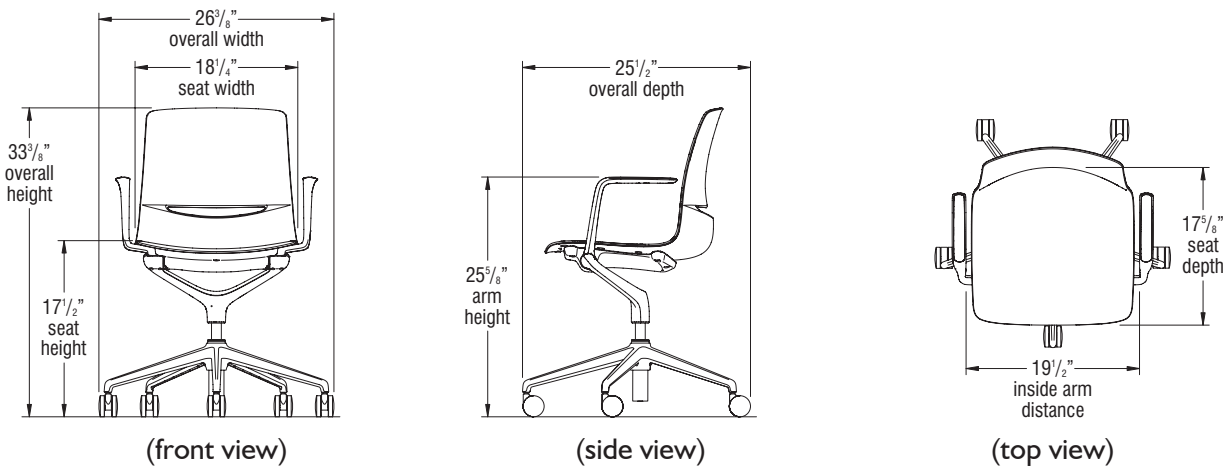
If stacking frequently and for long periods of time, it is recommended that upholstery other than vinyl, polyurethane or imitation leather be used to avoid impressions in the seat cushion. KI does not warrant the effects of stacking on stock or COM vinyl, polyurethane or imitation leather upholstery.



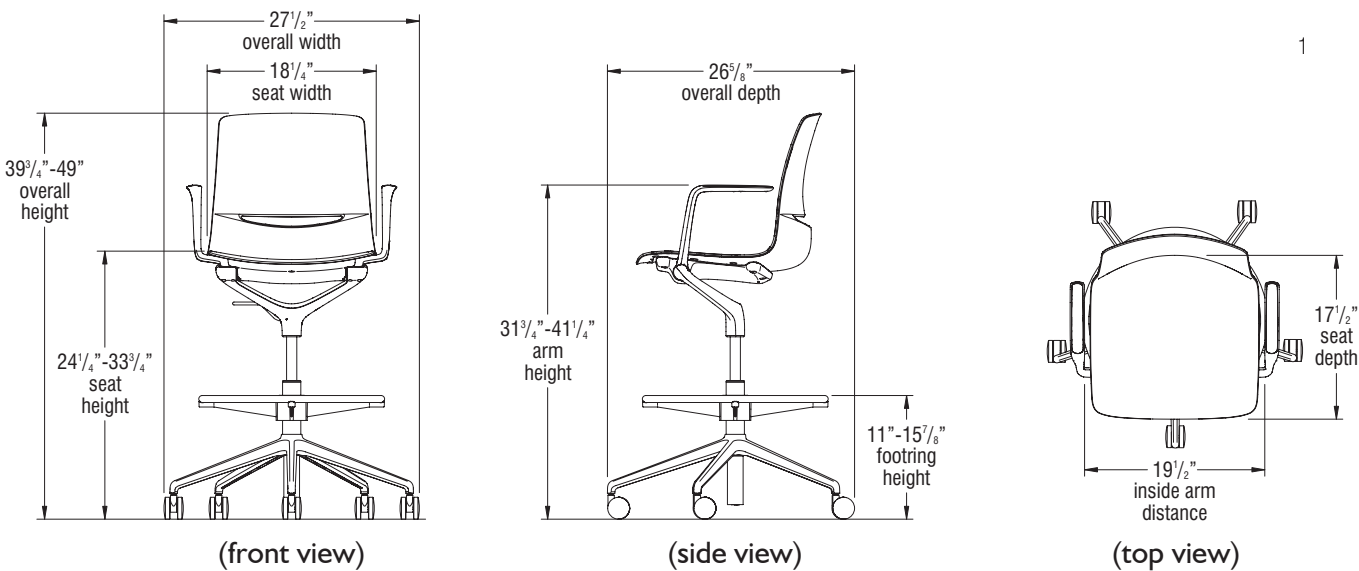
LimeLite Conference Chair with Enhanced Motion - Armchair - Adjustable-Height - (model LLM1111 shown)




LimeLite Conference Chair with Enhanced Motion - Armchair - Fixed Height - (model LLP1111 shown)




LimeLite Conference Stool with Enhanced Motion - Armstool - (model LLN1111 shown)



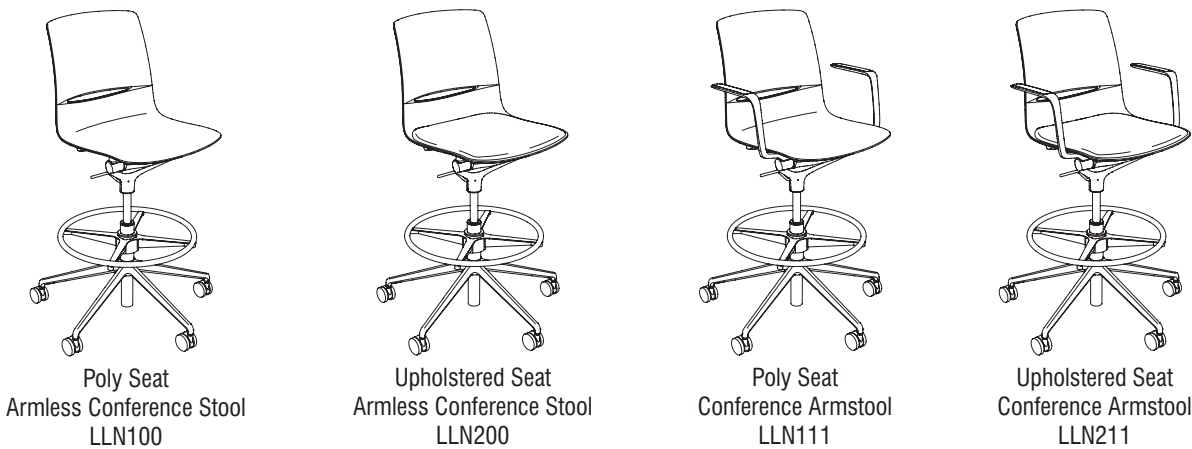
LimeLite Conference Chair with Enhanced Motion



LimeLite Conference Chair with Enhanced Motion (height-adjustable)



LimeLite Conference Stool with Enhanced Motion





Poly Color - Shell		Armrest/Yoke Frame/Five-Star Base/Height Adjust Lever		Arm Cap color		
Black	PBL	Color		Black	ABL	
Blue Grey	PGR	Black	BL	Cottonwood	ACO	
Cayenne	PCY	Blue Grey	GR	Warm Grey	AWG	
Cool Grey	PCG	Bronze Metallic	ZM	Glide or Caster/Cylinder Color*		
Cottonwood	PCO	Cayenne	CY			
Earthen Clay	PEY	Champagne Metallic	CM		Bell glide (black only)	GBG
Everglade Shade	PEV	Cool Grey	CG		Dual surface casters, Black	UCBL
Flannel	PFN	Cottonwood	CO		Dual surface casters, Cottonwood	UCCO
Hazy Jade	PHJ	Earthen Clay	EY	Dual surface casters, Warm Grey	UCWG	
Honey Bee	PHY	Espresso Metallic	EX	*NOTE: Bell Glides are always black		
Light Tone	PLG	Everglade Shade	EV	*NOTE: Fixed Height Chairs always have a chrome cylinder.		
Mardi Gras	PMG	Flannel	FN	*NOTE: Stools always have a chrome cylinder. Foot ring is always		
Misty Brown	PMY	Glitz Metallic	GZ	black with polished spokes and a chrome ring.		
Nemo	PNE	Hazy Jade	HJ			
Nordic	PND	Honey Bee	HY			
Poppy Red	PPR	Light Tone	LG			
Purple Haze	PPH	Mardi Gras	MG			
Rainforest	PRQ	Misty Brown	MY			
Raw Jasper	PRJ	Nemo	NE			
Rubber Ducky	PRK	Nordic	ND			
Sand	PSA	Polished Aluminum	PA			
Sky Blue	PSK	Poppy Red	PR			
Surf's Up	PSP	Purple Haze	PH			
Tarragon	PTQ	Rainforest	RQ			
Twilight Shadow	PTI	Raw Jasper	RJ			
Ultra Blue	PUB	Rubber Ducky	RK			
Warm Grey	PWG	Sand	SA			
Zesty Lime	PZL	Sky Blue	SK			
		Starlight Silver Metallic	SX			
		Surf's Up	SP			
		Tarragon	TQ			
		Twilight Shadow	TI			
		Ultra Blue	UB			
		Warm Grey	WG			
		Zesty Lime	ZL			
		Black Textured (Matte)	BLT			
		Cool Grey Textured (Matte)	CGT			
		Cottonwood Textured (Matte)	COT			
		Flannel Textured (Matte)	FNT			
		Warm Grey Textured (Matte)	WGT			
*Armrest, yoke frame, five-star base and height adjust lever will all be the same color.						
*Polished aluminum requires an upcharge.						
*NOTE: Height adjust lever is chrome when polished aluminum is selected.						

Finish Cards

View color swatches for items listed within this document.

Paints

Wood/Veneer

Molded Edges

Hard Plastics

Plastics/Poly



Laminates

Edge Styles

Glass

Certain options referenced may not be available on GSA Schedule.



			MODEL NUMBER																
			Basic Model	Fire Code	Shell Color	Armrest/ Yoke Frame/ Five-Star Base Color	Armcap Color	Caster/ Cylinder Color or Glide	Upholstery Color			Delivered Pricing Fabric Grade 1 & C.O.M.	Delivered Pricing Fabric Grade 2	Delivered Pricing Fabric Grade 3 & Group 2V Vinyl	Delivered Pricing Pallas Fabric Group P0	Delivered Pricing Pallas Fabric Group P1	Delivered Pricing Pallas Fabric Group P2	Delivered Pricing Pallas Fabric Group P3	
<div></div> <div>LLM1</div>	MODEL	Features																	
		Conference Armless Chair with Enhanced Motion	Poly Seat/Back	LLM100	NFR	<input type="checkbox"/> <input type="checkbox"/> <input type="checkbox"/>	<input type="checkbox"/> <input type="checkbox"/> <input type="checkbox"/>		<input type="checkbox"/> <input type="checkbox"/> <input type="checkbox"/> <input type="checkbox"/>										
			Uph Seat/Poly Back	LLM200	NFR	<input type="checkbox"/> <input type="checkbox"/> <input type="checkbox"/>	<input type="checkbox"/> <input type="checkbox"/> <input type="checkbox"/>		<input type="checkbox"/> <input type="checkbox"/> <input type="checkbox"/> <input type="checkbox"/>	<input type="checkbox"/> <input type="checkbox"/> <input type="checkbox"/> <input type="checkbox"/> <input type="checkbox"/>									
<div></div> <div>LLM1</div>		Conference Arm Chair with Enhanced Motion	Poly Seat/Back	LLM111	NFR	<input type="checkbox"/> <input type="checkbox"/> <input type="checkbox"/>	<input type="checkbox"/> <input type="checkbox"/> <input type="checkbox"/>	<input type="checkbox"/> <input type="checkbox"/> <input type="checkbox"/>	<input type="checkbox"/> <input type="checkbox"/> <input type="checkbox"/> <input type="checkbox"/>	<input type="checkbox"/> <input type="checkbox"/> <input type="checkbox"/> <input type="checkbox"/> <input type="checkbox"/>									
			Uph Seat/Poly Back	LLM211	NFR	<input type="checkbox"/> <input type="checkbox"/> <input type="checkbox"/>	<input type="checkbox"/> <input type="checkbox"/> <input type="checkbox"/>	<input type="checkbox"/> <input type="checkbox"/> <input type="checkbox"/>	<input type="checkbox"/> <input type="checkbox"/> <input type="checkbox"/> <input type="checkbox"/>	<input type="checkbox"/> <input type="checkbox"/> <input type="checkbox"/> <input type="checkbox"/> <input type="checkbox"/>									
			A	B	C	D	E	F	G										

HOW TO ORDER

Indicate the following information on order form:

- Quantity of each item.
- Model number, including options. See “How To Build a Model Number”.
- Any special service required.

Note:

- The ☐ indicates that a choice is required.
- The absence of the ☐ indicates that no choice is required.
- Alpha-numeric characters in place of ☐ indicate that no other alternatives are available.

HOW TO BUILD A MODEL NUMBER

ASelect basic model.

BSelect fire code.
NFR - Compliance to TB 117-2013

CSelect shell color.
Refer to the **Product Color Options** page in this price list.

DSelect armrest/yoke frame/five-star base/height adjust lever color.
Refer to the **Product Color Options** page in this price list.
*Add \$150 for polished aluminum.

ESelect Arm Cap color.
ABL - Black
ACO - Cottonwood
AWG - Warm Grey

FSelect caster/cylinder color or glide.
UCBL - Dual Surface Casters, Black
UCCO - Dual Surface Casters, Cottonwood
UCWG - Dual Surface Casters, Warm Grey
GBG - Bell glide (black only)

GSelect upholstery grade/color.
Refer to [ki.com/fabrics](https://www.ki.com/fabrics)

SPECIAL SERVICES

Special Carton Marking

With specially marked information N/C

Shipping
Ships **knocked down, FOB Green Bay, WI 54302, freight prepaid.** Freight class 100.

Specifications and prices are subject to change without prior notice.



A line drawing of an office chair. Label 'C' points to the backrest. Label 'D' points to the base of the chair, specifically the central column and the five casters.

A line drawing of an office chair. Label C points to the backrest. Label D points to the seat. Label E points to the right armrest. Label F points to one of the casters on the base.

LLP1

Indicate the following information on order form:

1. Quantity of each item.
2. Model number, including options. See "How To Build a Model Number".
3. Any special service required.

- The ☐ indicates that a choice is required.
- The absence of the ☐ indicates that no choice is required.
- Alpha-numeric characters in place of ☐ indicate that no other alternatives are available.

A Select basic model.

B Select fire code.
NFR - Compliance to TB 117-2013

C Select shell color.
Refer to the **Product Color Options** page in this price list.

D Select armrest/yoke frame/five-star base/height adjust lever color.
Refer to the **Product Color Options** page in this price list.
*Add \$150 for polished aluminum.

E Select Arm Cap color.

ABL	- Black
ACO	- Cottonwood
AWG	- Warm Grey

F	Select caster color or glide.
UCBL	- Dual Surface Casters, Black
UCCO	- Dual Surface Casters, Cottonwood
UCWG	- Dual Surface Casters, Warm Grey
GBG	- Bell glide (black only)

*Cylinder is always chrome

G Select upholstery grade/color.
Refer to ki.com/fabrics

Special Carton Marking



With specially marked information N/C

Shipping

Ships knocked down, FOB Green Bay, WI 54302, freight prepaid. Freight class 100.

Specifications and prices are subject to change without prior notice.



		MODEL NUMBER																
		Basic Model	Fire Code	Shell Color	Armrest/ Yoke Frame/ Five-Star Base Color	Armcap Color	Caster Color or Glide	Upholstery Color	Approx. Packaged Weight	Delivered Pricing	Delivered Pricing Fabric Grade 1 & C.O.M.	Delivered Pricing Fabric Grade 2	Delivered Pricing Fabric Grade 3 & Group 2V Vinyl	Delivered Pricing Pallas Fabric Group P0	Delivered Pricing Pallas Fabric Group P1	Delivered Pricing Pallas Fabric Group P2	Delivered Pricing Pallas Fabric Group P3	
 LLN1	Conference Armless Stool with Enhanced Motion	Poly Seat/Back	LLN100	NFR	<input type="checkbox"/> <input type="checkbox"/> <input type="checkbox"/>	<input type="checkbox"/> <input type="checkbox"/> <input type="checkbox"/>		<input type="checkbox"/> <input type="checkbox"/> <input type="checkbox"/> <input type="checkbox"/>		39.0#	\$ 754							
		Uph Seat/Poly Back	LLN200	NFR	<input type="checkbox"/> <input type="checkbox"/> <input type="checkbox"/>	<input type="checkbox"/> <input type="checkbox"/> <input type="checkbox"/>		<input type="checkbox"/> <input type="checkbox"/> <input type="checkbox"/> <input type="checkbox"/>	<input type="checkbox"/> <input type="checkbox"/> <input type="checkbox"/> <input type="checkbox"/> <input type="checkbox"/> <input type="checkbox"/>	41.0#	N/A	855	861	874	862	911	931	953
 LLN1	Conference Arm Stool with Enhanced Motion	Poly Seat/Back	LLN111	NFR	<input type="checkbox"/> <input type="checkbox"/> <input type="checkbox"/>	<input type="checkbox"/> <input type="checkbox"/> <input type="checkbox"/>	<input type="checkbox"/> <input type="checkbox"/> <input type="checkbox"/>	<input type="checkbox"/> <input type="checkbox"/> <input type="checkbox"/> <input type="checkbox"/> <input type="checkbox"/> <input type="checkbox"/>		41.5#	\$ 861							
		Uph Seat/Poly Back	LLN211	NFR	<input type="checkbox"/> <input type="checkbox"/> <input type="checkbox"/>	<input type="checkbox"/> <input type="checkbox"/> <input type="checkbox"/>	<input type="checkbox"/> <input type="checkbox"/> <input type="checkbox"/>	<input type="checkbox"/> <input type="checkbox"/> <input type="checkbox"/> <input type="checkbox"/> <input type="checkbox"/> <input type="checkbox"/>	<input type="checkbox"/> <input type="checkbox"/> <input type="checkbox"/> <input type="checkbox"/> <input type="checkbox"/> <input type="checkbox"/>	43.5#	N/A	962	968	981	969	1018	1038	1060
			A	B	C	D	E	F	G									

HOW TO ORDER

- Indicate the following information on order form:
- Quantity of each item.
 - Model number, including options. See “How To Build a Model Number”.
 - Any special service required.

Note:

- The ☐ indicates that a choice is required.
- The absence of the ☐ indicates that no choice is required.
- Alpha-numeric characters in place of ☐ indicate that no other alternatives are available.

HOW TO BUILD A MODEL NUMBER

- A** Select basic model.
- B** Select fire code.
NFR - Compliance to TB 117-2013
- C** Select shell color.
Refer to the **Product Color Options** page in this price list.
- D** Select armrest/yoke frame/five-star base/height adjust lever color.
Refer to the **Product Color Options** page in this price list.
*Add \$150 for polished aluminum.
- E** Select Arm Cap color.
ABL - Black
ACO - Cottonwood
AWG - Warm Grey

- F** Select caster color or glide.
UCBL - Dual Surface Casters, Black
UCCO - Dual Surface Casters, Cottonwood
UCWG - Dual Surface Casters, Warm Grey
GBG - Bell glide (black only)
*Cylinder is always chrome.

- G** Select upholstery grade/color.
Refer to [ki.com/fabrics](https://www.ki.com/fabrics)

SPECIAL SERVICES

Special Carton Marking

With specially marked information N/C

Shipping
Ships **knocked down, FOB Green Bay, WI 54302, freight prepaid.** Freight class 100.

Specifications and prices are subject to change without prior notice.



Features				
Corner tables	•	•	•	•
In-line tables	•	•	•	•
Poly seat/back or upholstereded seat/poly back	•	•	•	•
General Dimensions				
Seat width	18-1/4"	18-1/4"	18-1/4"	18-1/4"
Seat depth	17-1/2"	17-1/2"	17-1/2"	17-1/2"
Seat height	17"	17"	17"	17"
Unit width	20"	44"	66"	86"
Unit height	33"	33"	33"	33"
Corner table top	30" x 30"	30" x 30"	30" x 30"	30" x 30"
In-line table	20" x 20"	20" x 20"	20" x 20"	20" x 20"
Table height (all table models)	17"	17"	17"	17"

Tandem Seating

TECHNICAL SPECIFICATIONS

One-Piece Seat Shell

The seat and backrest are integrated into a single shell that is injection-molded in polypropylene, reinforced with glass fiber. The shell is ergonomically contoured and features a passive flex back movement for superior comfort.

Upholstered Seat (optional)

Molded urethane foam is attached to an injection-molded polypropylene seat board, then is upholstered using a draw-string process. The assembled seat pad is attached to the seat by means of hidden fasteners. Seat foam is nominal 3/4" thickness.

Under-seat Structure

Support structure is a die-drawn 12-gauge steel plate. Structure is finished with baked-on electrostatically-applied 30-degree gloss epoxy powder-coat paint.

Tandem Base

Cast aluminum alloy foot section. Leg upright is 14-gauge 1" x 2" seamless steel column. Upright and foot are painted monochromatic with beam and yoke. Leg upright column is welded to a plate which clamps onto the beam with a yoke.

In-Line Table

Solid core top is 20" x 20" x 7/8" with a vinyl bullnose edge.

Corner Table

Solid core top is 30" x 30" x 7/8" with a vinyl bullnose edge.



Tandem Seating Frame Color		Ultra Blue	PUB	Hollyberry	LHY
Black	BL	Warm Grey	PWG	Island	LID
Blue Grey	GR	Zesty Lime	PZL	Italian Silver Ash	LIT
Cayenne	CY	Table Edge Color		Kensington Maple	LKM
Cool Grey	CG			Lapis Blue	LLB
Cottonwood	CO	Black	EBL	Markerboard White	LMK
Earthen Clay	EY	Blue Grey	EGR	Misted Zephyr	LMR
Everglade Shade	EV	Cayenne	ECY	Monticello Maple	LMT
Flannel	FN	Cool Grey	ECG	North Sea	LNA
Hazy Jade	HJ	Earthen Clay	EEY	Ocean	LON
Honey Bee	HY	Everglade Shade	EEV	Pearl Bisque	LPB
Light Tone	LG	Flannel	EFN	Pinnacle Walnut	LPW
Mardi Gras	MG	Frosty White	EFW	Pressed Linen	LPR
Misty Brown	MY	Hazy Jade	EHJ	River Cherry	LRY
Nemo	NE	Honey Bee	EHY	Satin Stainless	LSS
Nordic	ND	Light Tone	ELG	Shadow Zephyr	LSR
Poppy Red	PR	Mardi Gras	EMG	Silicon evolv	LSV
Purple Haze	PH	Misty Brown	EMY	Sterling Ash	LAZ
Rubber Ducky	RK	Nemo	ENE	Tailored Linen	LTL
Sky Blue	SK	Nordic	END	Titanium evolv	LTV
Surf's Up	SP	Poppy Red	EPR	White Nebula	LWL
Twilight Shadow	TI	Purple Haze	EPH	White Sand	LWN
Ultra Blue	UB	Rubber Ducky	ERK	Windsor Mahogany	LWY
Warm Grey	WG	Sand	ESA		
Zesty Lime	ZL	Sky Blue	ESK		
Rainforest	RQ	Sterling Ash	EAZ		
Raw Jasper	RJ	Surf's Up	ESP		
Tarragon	TQ	Twilight Shadow	ETI		
		Ultra Blue	EUB		
		Warm Grey	EWG		
		Zesty Lime	EZL		
NOTE: Textured finishes are NOT available on Tandem Seating					

Poly Color - Shell

Black	PBL	Table Surface Color - Laminate
Blue Grey	PGR	
Cayenne	PCY	Beigewood
Cool Grey	PCG	Belair
Cottonwood	PCO	Biltmore Cherry
Earthen Clay	PEY	Black
Everglade Shade	PEV	Brighton Walnut
Flannel	PFN	Canyon Zephyr
Hazy Jade	PHJ	Castle Oak
Honey Bee	PHY	Casual Linen
Light Tone	PLG	Cherry Storm
Mardi Gras	PMG	Classic Linen
Misty Brown	PMY	Cloud Zephyr
Nemo	PNE	Cocobala
Nordic	PND	Crisp Linen
Poppy Red	PPR	Desert Zephyr
Purple Haze	PPH	Designer White
Rainforest	PRQ	Dove Grey
Raw Jasper	PRJ	Flax Linen
Rubber Ducky	PRK	Florence Walnut
Sand	PSA	Forged Steel
Sky Blue	PSK	Friston Ash
Surf's Up	PSP	Frosty White
Tarragon	PTQ	Graphite Nebula
Twilight Shadow	PTI	Grey
		High Rise


Finish Cards

View color swatches for items listed within this document.

- Paints
- Plastics/Poly
- Wood/Veneer
- Laminates
- Molded Edges
- Edge Styles
- Hard Plastics
- Glass

Certain options referenced may not be available on GSA Schedule.



			MODEL NUMBER								
			Basic Model	Frame Color	Fire Code	Shell Color	Surface Finish	Edge Color	Approx. Packaged Weight	Delivered Pricing	
 LLD1	MODEL Poly Seat/Back - No Arm <ul style="list-style-type: none">• Optional in-line tables• 1 seat, 0 in-line table models must connect to a corner table• Corner table is ordered separately	Features									
		1 Seat, 0 In-Line Table	LLD10S1T0	□□	NFR	□□□				22.0#	\$ 516
		1 Seat, 1 In-Line Table	LLD10S1T1	□□	NFR	□□□	□□□	□□□		34.0#	1093
		2 Seats, 0 In-Line Table	LLD10S2T0	□□	NFR	□□□				37.0#	1031
		2 Seat, 2 In-Line Table	LLD10S2T1	□□	NFR	□□□	□□□	□□□		51.0#	1609
		3 Seats, 0 In-Line Table	LLD10S3T0	□□	NFR	□□□				54.0#	1548
		3 Seats, 1 In-Line Table	LLD10S3T1	□□	NFR	□□□	□□□	□□□		68.0#	2127
		4 Seats, 0 In-Line Table	LLD10S4T0	□□	NFR	□□□				75.0#	2065
		3 Seats, 2 In-Line Tables	LLD10S3T2	□□	NFR	□□□	□□□	□□□		87.0#	2704
		4 Seats, 1 In-Line Table	LLD10S4T1	□□	NFR	□□□	□□□	□□□		91.0#	2641
5 Seats, 0 In-Line Table	LLD10S5T0	□□	NFR	□□□				93.0#	2581		
			A	B	C	D	E	F			

Indicate the following information on order form:

1. Quantity of each item.
2. Model number, including options. See "How To Build a Model Number".
3. Any special service required.

- The absence of the ☐ indicates that no choice is required.
- Alpha-numeric characters in place of ☐ indicate that no other alternatives are available.

- A** Select basic model.
- B** Select frame color.
Refer to the **Product Color Options** page in this price list.
- C** Select fire code.
NFR - Compliance to TB 117-2013
- D** Select shell color.
Refer to the **Product Color Options** page in this price list.
- E** Select surface finish for table.
Refer to the **Product Color Options** page in this price list.
- F** Select table edge color.
Refer to the **Product Color Options** page in this price list.


Special Carton Marking

With specially marked information N/C

Ships knocked down, FOB Green Bay, WI 54302, freight prepaid. Freight class 70.

Specifications and prices are subject to change without prior notice.



		MODEL NUMBER															
		Basic Model	Frame Color	Fire Code	Shell Color	Upholstery Color	Surface Finish	Edge Color									
MODEL	Features									Approx. Packaged Weight	Delivered Pricing Fabric Grade 1 & C.O.M.	Delivered Pricing Fabric Grade 2	Delivered Pricing Fabric Grade 3 & Group 2V Vinyl	Delivered Pricing Pallas Fabric Group P0	Delivered Pricing Pallas Fabric Group P1	Delivered Pricing Pallas Fabric Group P2	Delivered Pricing Pallas Fabric Group P3
 LLD2	Upholstered Seat/Poly Back - No Arm <ul style="list-style-type: none">Optional in-line tables1 seat, 0 in-line table models must connect to a corner tableCorner table is ordered separately	1 Seat, 0 In-Line Table	LLD20S1T0	<input type="checkbox"/> <input type="checkbox"/>	NFR	<input type="checkbox"/> <input type="checkbox"/> <input type="checkbox"/>	<input type="checkbox"/> <input type="checkbox"/> <input type="checkbox"/> <input type="checkbox"/> <input type="checkbox"/>			25.0#	\$ 719	\$ 726	\$ 741	\$ 729	\$ 778	\$ 798	\$ 820
		1 Seat, 1 In-Line Table	LLD20S1T1	<input type="checkbox"/> <input type="checkbox"/>	NFR	<input type="checkbox"/> <input type="checkbox"/> <input type="checkbox"/>	<input type="checkbox"/> <input type="checkbox"/> <input type="checkbox"/> <input type="checkbox"/> <input type="checkbox"/>	<input type="checkbox"/> <input type="checkbox"/> <input type="checkbox"/>	<input type="checkbox"/> <input type="checkbox"/> <input type="checkbox"/>	36.0#	1296	1303	1318	1306	1355	1375	1397
		2 Seats, 0 In-Line Table	LLD20S2T0	<input type="checkbox"/> <input type="checkbox"/>	NFR	<input type="checkbox"/> <input type="checkbox"/> <input type="checkbox"/>	<input type="checkbox"/> <input type="checkbox"/> <input type="checkbox"/> <input type="checkbox"/> <input type="checkbox"/>			42.0#	1234	1241	1256	1244	1293	1313	1335
		2 Seats, 1 In-Line Table	LLD20S2T1	<input type="checkbox"/> <input type="checkbox"/>	NFR	<input type="checkbox"/> <input type="checkbox"/> <input type="checkbox"/>	<input type="checkbox"/> <input type="checkbox"/> <input type="checkbox"/> <input type="checkbox"/> <input type="checkbox"/>	<input type="checkbox"/> <input type="checkbox"/> <input type="checkbox"/>	<input type="checkbox"/> <input type="checkbox"/> <input type="checkbox"/>	56.0#	1812	1819	1834	1822	1871	1891	1913
		3 Seats, 0 In-Line Table	LLD20S3T0	<input type="checkbox"/> <input type="checkbox"/>	NFR	<input type="checkbox"/> <input type="checkbox"/> <input type="checkbox"/>	<input type="checkbox"/> <input type="checkbox"/> <input type="checkbox"/> <input type="checkbox"/> <input type="checkbox"/>			59.0#	1751	1758	1773	1761	1810	1830	1852
		3 Seats, 1 In-Line Table	LLD20S3T1	<input type="checkbox"/> <input type="checkbox"/>	NFR	<input type="checkbox"/> <input type="checkbox"/> <input type="checkbox"/>	<input type="checkbox"/> <input type="checkbox"/> <input type="checkbox"/> <input type="checkbox"/> <input type="checkbox"/>	<input type="checkbox"/> <input type="checkbox"/> <input type="checkbox"/>	<input type="checkbox"/> <input type="checkbox"/> <input type="checkbox"/>	73.0#	2330	2337	2352	2340	2389	2409	2431
		4 Seats, 0 In-Line Table	LLD20S4T0	<input type="checkbox"/> <input type="checkbox"/>	NFR	<input type="checkbox"/> <input type="checkbox"/> <input type="checkbox"/>	<input type="checkbox"/> <input type="checkbox"/> <input type="checkbox"/> <input type="checkbox"/> <input type="checkbox"/>			80.0#	2268	2275	2290	2278	2327	2347	2369
		4 Seats, 1 In-Line Table	LLD20S4T1	<input type="checkbox"/> <input type="checkbox"/>	NFR	<input type="checkbox"/> <input type="checkbox"/> <input type="checkbox"/>	<input type="checkbox"/> <input type="checkbox"/> <input type="checkbox"/> <input type="checkbox"/> <input type="checkbox"/>	<input type="checkbox"/> <input type="checkbox"/> <input type="checkbox"/>	<input type="checkbox"/> <input type="checkbox"/> <input type="checkbox"/>	89.0#	2844	2851	2866	2854	2903	2923	2945
		3 Seats, 2 In-Line Tables	LLD20S3T2	<input type="checkbox"/> <input type="checkbox"/>	NFR	<input type="checkbox"/> <input type="checkbox"/> <input type="checkbox"/>	<input type="checkbox"/> <input type="checkbox"/> <input type="checkbox"/> <input type="checkbox"/> <input type="checkbox"/>	<input type="checkbox"/> <input type="checkbox"/> <input type="checkbox"/>	<input type="checkbox"/> <input type="checkbox"/> <input type="checkbox"/>	92.0#	2907	2914	2929	2917	2966	2986	3008
		5 Seats, 0 In-Line Table	LLD20S5T0	<input type="checkbox"/> <input type="checkbox"/>	NFR	<input type="checkbox"/> <input type="checkbox"/> <input type="checkbox"/>	<input type="checkbox"/> <input type="checkbox"/> <input type="checkbox"/> <input type="checkbox"/> <input type="checkbox"/>			98.0#	2784	2791	2806	2794	2843	2863	2885
			A	B	C	D	E	F	G								

HOW TO ORDER

Indicate the following information on order form:

- Quantity of each item.
- Model number, including options. See “How To Build a Model Number”.
- Any special service required.

Note:

- The ☐ indicates that a choice is required.
- The absence of the ☐ indicates that no choice is required.
- Alpha-numeric characters in place of ☐ indicate that no other alternatives are available.

HOW TO BUILD A MODEL NUMBER

- A**Select basic model.
- B**Select frame color.
Refer to the **Product Color Options** page in this price list.
- C**Select fire code.
NFR - Compliance to TB 117-2013
- D**Select shell color.
Refer to the **Product Color Options** page in this price list.
- E**Select upholstery grade/color.
Refer to [ki.com/fabrics](https://www.ki.com/fabrics)
- F**Select surface finish for table.
Refer to the **Product Color Options** page in this price list.
- G**Select table edge color.
Refer to the **Product Color Options** page in this price list.

UPHOLSTERY INFORMATION

C.O.M. Upholstery
C.O.M. requirement for 10 chairs or less with upholstered seat is 3/4 yard per chair of 54” wide nondirectional fabric. For orders of 11 or more with upholstered seat and for complete information on ordering C.O.M. see “Ordering Customer’s Own Material (C.O.M) Upholstery” section.

SPECIAL SERVICES


Special Carton Marking

With specially marked information N/C

Shipping
Ships **knocked down, FOB Green Bay, WI 54302, freight prepaid.** Freight class 70.

Specifications and prices are subject to change without prior notice.



			MODEL NUMBER					
			Basic Model	Frame Color	Surface Finish	Edge Color		
MODEL	Features						Approx. Packaged Weight	Delivered Pricing
 MSCT	Corner Table <ul style="list-style-type: none">Number of tables per arrangementPlastic laminate with vinyl bullnose edgeFor mounting modular units at a 90° angleTwo required for U-shaped configurationOne required for L-shaped configuration	Connects 2 units	TCT	<input type="checkbox"/> <input type="checkbox"/>	<input type="checkbox"/> <input type="checkbox"/> <input type="checkbox"/>	<input type="checkbox"/> <input type="checkbox"/> <input type="checkbox"/>	14.0#	\$ 760
HRDPT	Back Ganging Bar <ul style="list-style-type: none">Connects 2 units back-to-backPowder coated to match baseSold in pairs		DOP.GANG	<input type="checkbox"/> <input type="checkbox"/>			8.0#	\$ 254
			A	B	C	D		

HOW TO ORDER

Indicate the following information on order form:

- Quantity of each item.
- Model number, including options. See “How To Build a Model Number”.
- Any special service required.

Note:

- The ☐ indicates that a choice is required.
- The absence of the ☐ indicates that no choice is required.
- Alpha-numeric characters in place of ☐ indicate that no other alternatives are available.

HOW TO BUILD A MODEL NUMBER

- A**Select basic model.
- B**Select frame color.
Refer to the **Product Color Options** page in this price list.
- C**Select surface finish for table.
Refer to the **Product Color Options** page in this price list.
- D**Select table edge color.
Refer to the **Product Color Options** page in this price list.

SPECIAL SERVICES

Special Carton Marking

With specially marked information N/C

Shipping
Ships **knocked down, FOB Green Bay, WI 54302, freight prepaid.** Freight class 70.

Specifications and prices are subject to change without prior notice.



1330 BELLEVUE STREET
GREEN BAY, WI 54302
800.424.2432 / KI.COM

KI is a trusted expert for furniture and wall systems around the globe.
USA | CANADA | MEXICO | UK | EUROPE | ASIA | MIDDLE EAST
© 2023 Krueger International, Inc. All Rights Reserved.