

**stylex**

**Verve**

PRICE LIST

Effective November 01, 2023

# General Information

## STYLEX PRICE LIST

### GENERAL INFORMATION

**Terms**  
Net 30 days from date of invoice,  
F. O. B . Delanco, New Jersey.

**Damaged Shipments**  
All Stylex products are carefully inspected before they are packed in sturdy cartons designed to satisfy shipping requirements. Stylex is not responsible for damage in shipment. The transportation company assumes responsibility for delivering products to you in good condition when the bill of lading is signed. You protect yourself by refusing shipments showing damage or shortage until transportation company has noted on the delivery sheet the extent of damage or shortage. Concealed damage should be reported to the carrier as soon as discovered, but no later than 5 days after receiving shipment.

**Return/Restocking Policy**  
Return shipments will not be accepted unless specifically authorized by Stylex in writing. The Return Authorization number should be clearly marked on the carton. The customer returning Stylex products is responsible for return shipping costs. Merchandise must be returned unused. Returned merchandise is subject to a 35% restocking fee.

**Custom Products**  
Modifications to standard products will be considered for large runs. Contact factory for price quotations.

**Design Changes**  
In keeping with modern manufacturing advances, Stylex reserves the right to incorporate minor modifications and design changes in products without notice.

**Cancellation/Change Order Policy**  
Regarding requests for order cancellation and/or order modification, please be advised that no charges will be applied before production, unless inventory has been specifically requisitioned to fulfill your order. Once orders proceed to the production phase, they cannot be altered or canceled under any circumstances. All requests for order cancellations or order changes must be submitted in writing and will only be considered valid upon approval by Stylex.

### WARRANTY

Except as provided below, Stylex warrants exclusively to the original Purchaser of our product that all parts, under normal use and service, will be free from defects in workmanship and material for a period of ten (10) years from the date of purchase. “Normal use and service” means that the product will be used in a typical office environment for 40-45 hours per week.

This warranty is subject to the following limitations, exclusions and provisions:

Limitations involving materials and components:

**Wood components of plywood stacking chairs**  
(such as Brooks and Welcome)  
5 years

**Upholstery**  
(including mesh used for Click, F4, Insight, and Zephyr Mesh)  
3 years

**SAVA Mesh**  
10 years

**COM Upholstery**  
No warranty  
Stylex makes every effort to ensure that the COM Upholstery it approves is suitable for the intended use. Nevertheless, we will not warrant, and assume no responsibility for, the durability or tailoring quality of any COM or COL . If you have any concerns about the ultimate appearance of any covering, please order an upholstered sample.

**Painted Stack Chair Frames**  
No Warranty  
We will not warrant the finish of painted stack chair frames against damage from stacking. Please order chrome frames for chairs that will be stacked.

**Felt Glides**  
No warranty  
Due to the different surfaces on which felt glides may be used, we cannot warrant their durability over time.

If this product fails during normal use and service within the applicable warranty period (other than through normal wear and tear), please send a description of the relevant part and the nature of the defect, together with proof of purchase of the product to [qm@stylexdesign.com](mailto:qm@stylexdesign.com). PLEASE DO NOT RETURN PARTS OR THE PRODUCT TO STYLEX UNLESS INSTRUCTED TO DO SO BY STYLEX. Stylex will, at its discretion, either repair or replace the defective product or part at no cost. Labor requests must receive approval and will be authorized on a case-by-case basis. We will only reimburse for labor costs directly incurred, excluding any travel-related expenses. Purchaser may be required (at the option of Stylex) to return to Stylex at Purchaser’s expense any defective part with all freight or shipping charges prepaid. The foregoing warranty shall be void if the product has been altered or repaired (other than by Stylex). The warranty does not cover damage to the product caused by accident, neglect, misuse, abuse, modification to the product by anyone other than Stylex or damage caused by use of the product for a purpose other than that for which it was designed. This warranty extends only to the original Purchaser of the product.

**No Other Warranties**  
This warranty is in lieu of all other warranties, expressed or implied, including, but not limited to, implied warranties of merchantability and fitness for a particular purpose. The rights and remedies provided herein are the exclusive rights and remedies of the original purchaser of the product.

**No Liability For Damages**  
In no event shall Stylex or its suppliers be responsible or liable for any special, indirect, consequential, or incidental damages. In no event shall the liability of Stylex exceed the actual purchase price paid to Stylex for the product.

**Out of Warranty Products**  
For all products no longer covered by our warranty, please refer to our Design for Durability and Upgradability Policy. Contact Customer Service if you would like to purchase any replaceable components to further extend the life of any Stylex seating product. This warranty applies to all Stylex products purchased on April 13, 2018, and thereafter.

### PRODUCT TAKE BACK PROGRAM

In order to be good stewards of our products, Stylex offers a pathway towards a Product Take Back Program as a more viable solution to the end of our products’ originally intended life.

Stylex supports the sustainable programs of ANEW and offers their added value to our clients through a comprehensive take-back solution for surplus office furniture and materials of any kind, in any condition. ANEW is a 501(c)(3) non-profit organization that exists to provide companies with smart, cost effective alternatives for their surplus furniture and other items with the priority of matching it to non- profits, public agencies and the underserved, within the local community of the project site. Corporate Social Responsibility is raised while the impact on the environment is lowered by diverting products and materials otherwise destined for landfill.

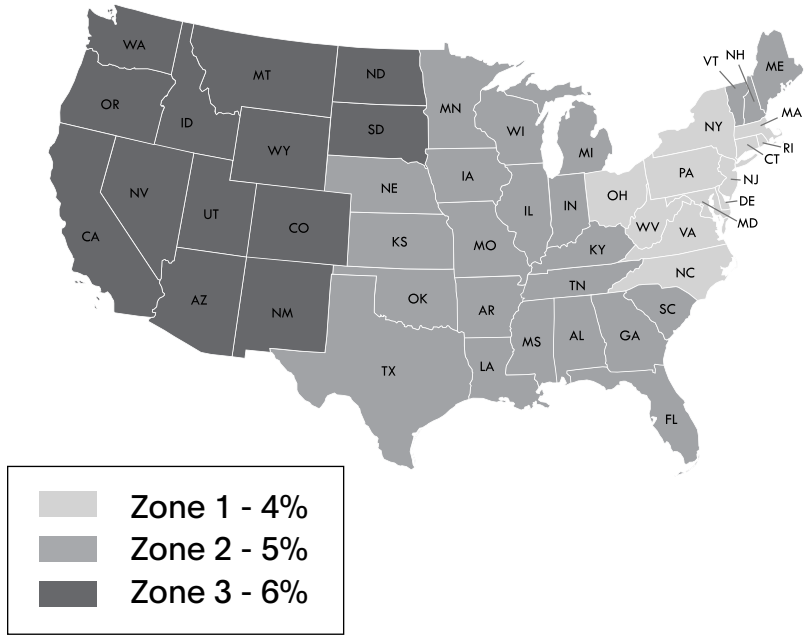
Stylex is proud to offer ANEW to customers dedicated to strengthening their community network by repurposing their furniture, fixtures and architectural materials to those in need. In 2014, Stylex committed to making this relationship a part of our strategic sales strategy. Visit [www.anewfound.org](http://www.anewfound.org) to find out more.

To initiate a Product Take Back strategy through ANEW, contact Stylex Customer Service at 800-257-5742.

For other end of life recovery options, please see our Product Disassembly Instructions and End of Life Recovery Options documents available on our website in the resources section of each product in our line.

### FREIGHT PROGRAM

	ZONE 1 - 4%	ZONE 2 - 5%	ZONE 3 - 6%
Freight charges will be calculated as a percentage of the net product price and added to the invoice at the time of shipment. The continental United States has been divided into three zones. Please use the map below to determine freight charges for the product’s destination. Minimum freight charge is \$150. Please let us know if you will be shipping to a residential address or require inside delivery as this requires an additional fee. Also please note we need to be made aware if a liftgate is required prior to delivery. If any requests are made at the time of delivery, applicable charges will apply.	Connecticut Delaware New York New Jersey Maryland Massachusetts North Carolina Ohio Pennsylvania Rhode Island Virginia Washington D.C. West Virginia	Alabama Arkansas Canada, Ontario Canada, Quebec Florida Georgia Iowa Illinois Indiana Kansas Kentucky Louisiana Nebraska New Hampshire Oklahoma Maine Michigan Minnesota Missouri Mississippi South Carolina Tennessee Texas Vermont Wisconsin	Arizona California Colorado Idaho Montana Nevada New Mexico North Dakota Oregon South Dakota Utah Washington Wyoming



#### Quote Per Project

Alaska  
Hawaii  
Canada  
(outside Ontario  
& Quebec)  
Mexico

# General Information

## STYLEX PRICE LIST

### TEXTILE PARTNERS & APPROVALS

**Textile Partners**  
To customize your furniture performance needs and design vision, Stylex offers a wide selection of in-graded leathers and textiles from Grades A through Y. We’ve partnered with leading manufacturers on the options, focusing on color, price, durability, and construction. To view our partners and explore our digital carded program with broadly approved textiles, visit **this page**. We stand by these textiles: They’re tried and tested, and will effortlessly fit into any design aesthetic.

**Textile Approvals**  
All textiles must be approved for the product you are specifying. For the related approved textile lists, visit **this page**.

### CAL 117 AND 133 COMPLIANCE

**CAL 117-2013**  
All Stylex seating satisfies the requirements of CAL 117-2013 so long as one of our standard or in-graded fabrics is applied. COM textiles cannot be so guaranteed. Please contact the supplier of COM's directly to determine the fire retardancy of any COM supplied to us.

**CAL 133**  
Most Stylex seating can be ordered to meet the requirements of CAL 133. When ordering, simply specify “CAL 133 compliance required”. The upcharge for this option is \$54 list per yard. Please refer to the COM yardage of each model to determine the number of yards required. We do frequently require full-scale burn tests in order to certify CAL 133 before an order will be accepted. Such burn tests may increase normal lead times and do carry additional charges. Please contact customer service for details.

### CUSTOMER’S OWN MATERIAL/LEATHER

Customer’s own material (COM) and customer’s own leather (COL) will generally be upholstered at the price designated in each product’s price list. Please be advised, however, that we specifically reserve the right to charge a higher price when we determine that special circumstances, such as unusual repeats or challenging materials, present themselves. All orders for custom coverings must be approved by Stylex before they will be accepted for production. To submit proposed textile for approval, please use the COM form **here**.

**Special Note:**  
We assume no responsibility for the durability or tailoring quality of any COM or COL. Directional covers in particular may not meet your satisfaction due to the design of certain products. Please be advised that COM and COL orders are not subject to return. If you have doubts about the ultimate appearance of certain coverings, please order a sample done with that specific COM or COL. In addition, while we inspect fabrics for mill imperfections, some are difficult to recognize. We cannot be responsible for defects, color inaccuracies, dye lot variations, or other flaws.

Under no circumstances will we be responsible for COM shortages, flaws, or other such problems. Finally, it is not our responsibility to police the receipt of COM's in order to meet delivery deadlines, and we assume our customers are aware of any undue delay in the shipment of their COM fabrics.

**COM fabric and COL leather should be sent prepaid to: Stylex**  
**Attn: COM/COL - [Your PO #]**  
**740 Coopertown Road**  
**Delanco, NJ 08075**

**Clearly mark fabric or leather with the dealers name, purchase order number, and furniture model number of the item to be covered. Actual furniture orders should include the same information, as well as a description of the fabric or leather, including pattern and color number, in order to provide a cross reference.**

Yardage requirements shown in the price list are based on non-directional goods of 54” width. Fabrics less than 54" wide or those requiring matching (stripes, prints, or large patterned designs) call for additional yardage. We will be happy to supply yardage requirements for large quantities where economies may be realized.

**Add the following yardage for stripes, plaids, or patterns with repeats:**

Fabric Width	Plain Fabric	2-14" Repeat	15-24" Repeat	25-27" Repeat	28-36" Repeat
54"	0%	10%	15%	20%	25%
50"	10%	20%	25%	30%	35%
48"	15%	25%	30%	35%	40%
45"	40%	50%	55%	60%	65%
36"	50%	60%	65%	70%	75%

### COM/COL FORM

To avoid delay in processing COM orders we request that you submit a sample of your COM fabric stapled to this form which can be downloaded **here**. If a fabric has a stripe or design, the size of the repeat should be indicated. Please indicate the fabric supplier’s name, fabric number, and color. Also indicate the Stylex product on which the fabric will be used.

The fabric supplier must indicate on his shipping labels the dealer name and purchase order number as well as the Stylex model number.

**Please Note:**  
No order may be entered into production or have a shipping date assigned until all related COM is received at the factory.



#### CENTER OF STRIPE OR DESIGN

TOP OF CHAIR	TOP OF CHAIR
--------------	--------------

1. Size of Repeat
2. Fabric Supplier
3. Fabric Number
4. Color
5. Stylex Product

# Contents

COLORS, MATERIALS, AND FINISHES	5
STATEMENT OF LINE	6
DIMENSIONS	8
HOW TO ORDER	11


NON-STACKING CHAIR	12
STACKING CHAIR	22
STOOL	25

CLICK THE TITLES ABOVE TO NAVIGATE THROUGH THE DOCUMENT  
PRODUCT HEADERS ON SUBSEQUENT PAGES LINK BACK TO THIS PAGE


# Verve

COLORS, MATERIALS, AND FINISHES


POWDER COAT & METAL FINISH




MILK  
(MK)




SAND  
(SD)




PALE YELLOW  
(PY)




YELLOW  
(YL)




ORANGE  
(OR)




TERRACOTTA  
(TC)




RED  
(RD)




RED ORANGE  
(RO)




RUSTY RED  
(RR)




DUSTY PINK  
(DP)




MEADOW GREEN  
(MG)




FOREST GREEN  
(FG)




SOFT BLUE  
(SB)




BLUE  
(BL)




NAVY  
(NV)




LIGHT GRAY  
(LG)




CHAMPAGNE  
(CP)




METALLIC SILVER  
(MS)




NICKEL  
(NK)




BRASS  
(BR)




TAUPE  
(TP)




DARK BRONZE  
(DB)




DARK GRAY  
(DG)




TEXTURED SLATE  
(TS)




BLACK TWILIGHT  
(BT)



BLACK MATTE  
(BM)



POLISHED ALUMINUM  
(AL)



CHROME  
(CH)

PLASTIC SHELL

WOOD LEG



NATURAL MAPLE  
(83)



WHITE OAK  
(81)



WALNUT  
(85)



OPAQUE BLACK  
(87)

WOOD SHELL

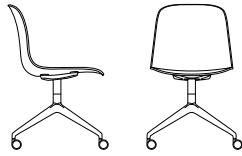

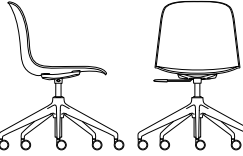







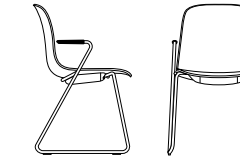


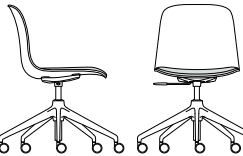








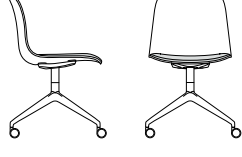

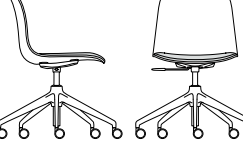

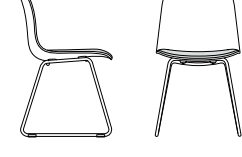






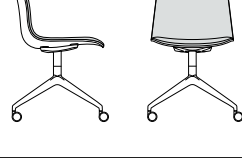

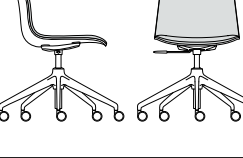


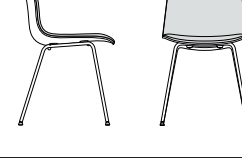



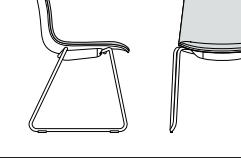

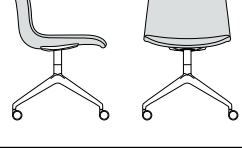

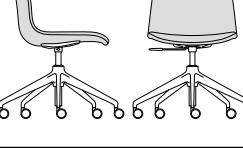

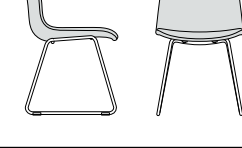
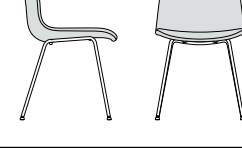

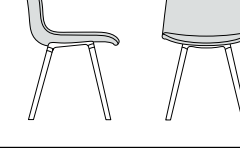
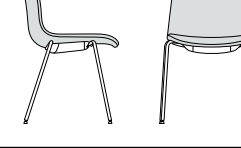
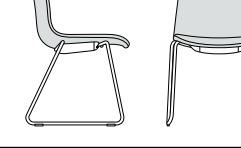



RIFT CUT OAK  
(DZ02)



FLAT CUT WALNUT  
(DZ01)



OVERVIEW	NON-STACKING								STACKING		
	FOUR BLADE	FOUR BLADE, ARM	FIVE BLADE	FIVE BLADE, ARM	SLED	FOUR LEG STEEL	FOUR LEG ALUMINUM	FOUR LEG WOOD	FOUR LEG STEEL	SLED	SLED, ARM
Plastic/Wood Shell											
Plastic/Wood Shell Seat Pad											
Plastic/Wood Shell Loose Seat Pad											
Plastic Shell Upholstered Liner											
Fully Upholstered											

PRODUCT INFORMATION

**Design**  
Mark Alan Kapka

**Finishes**  
Plywood is a robust material which will continue to function for the life of the product despite scratches, dings, dents, etc. Stylex has made an effort to ensure a durable surface finish but does not warrant damage due to rough handling.

Most metal components are available in either powder coat or chrome. Tubular frames are powder coat or chrome. Wood legs are available in white oak, natural maple, walnut, or opaque black.

**Casters**  
Casters are available in black, gray, and white. For 5-blade chairs, cylinders and lever handles are color matched to the caster color selected. When Polished Aluminum is the frame choice, the chair is shipped with a chrome cylinder regardless of caster color chosen.

**Glides**  
Glides are either plastic or plastic with felt pads. Please note that felt pad glides are not available on models with aluminum legs.

**Ganging**  
Available on armless, sled base stacking models.




















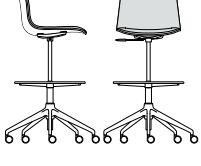


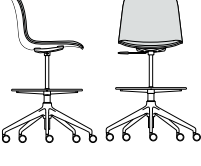



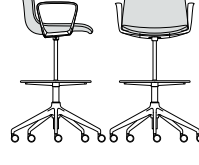

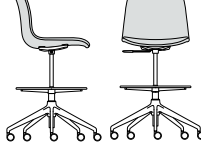
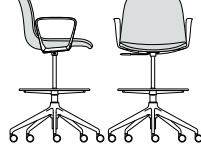
**Use**  
Designed for indoor use only.


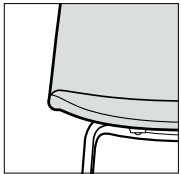
**Performance Standards**  
Manufactured to comply with:  
ANSI/BIFMA X5.1 General-Purpose Office Chairs - Tests

**Certifications**  
Greenguard Gold (does not apply to Verve Wood)  
LEVEL® 2

# Verve

## SPECIFICATION GUIDE: STATEMENT OF LINE, STOOLS, OPTIONS, ACCESSORIES

OVERVIEW	BAR			COUNTER		
	FOUR LEG STEEL	FIVE BLADE	FIVE BLADE, ARM	FOUR LEG STEEL	FIVE BLADE	FIVE BLADE, ARM
Plastic/Wood Shell						
Plastic/Wood Shell Seat Pad						
Plastic/Wood Shell Loose Seat Pad						
Plastic Shell Upholstered Liner						
Fully Upholstered						

OPTIONS	STACKING ON FLOOR	STACKING ON DOLLY
Accessories	Verve Wood w/ Uph: 5 high Verve Wood: 5 high Verve Plastic: 8 high	Verve Wood w/ Uph: 10 high Verve Wood: 14 high Verve Plastic: 14 high
		
Upholstery	Contrasting Thread	
		

### PRODUCT INFORMATION

#### Design

Mark Alan Kapka

#### Finishes

Plywood is a robust material which will continue to function for the life of the product despite scratches, dings, dents, etc. Stylex has made an effort to ensure a durable surface finish but does not warrant damage due to rough handling.

Most metal components are available in either powder coat or chrome. Tubular frames are powder coat or chrome. Wood legs are available in white oak, natural maple, walnut, or opaque black.

#### Casters

Casters are available in black, gray, and white. For 5-blade chairs, cylinders and lever handles are color matched to the caster color selected. When Polished Aluminum is the frame choice, the chair is shipped with a chrome cylinder regardless of caster color chosen.

#### Glides

Glides are either plastic or plastic with felt pads. Please note that felt pad glides are not available on models with aluminum legs.

#### Ganging

Available on armless, sled base stacking models.

#### Use

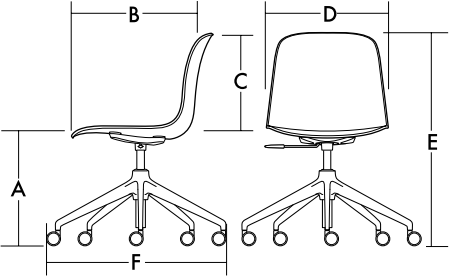
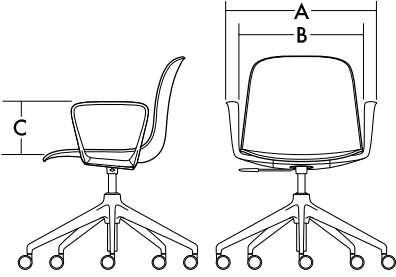
Designed for indoor use only.

#### Performance Standards

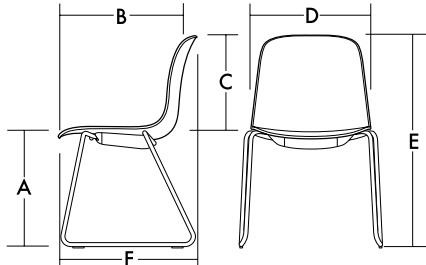
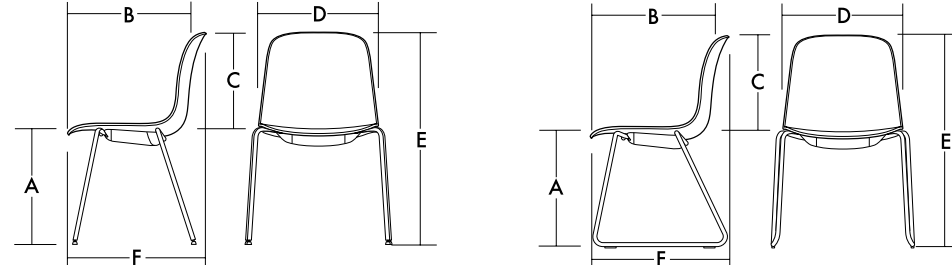
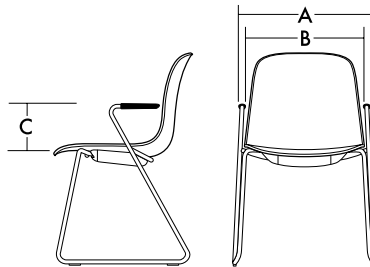
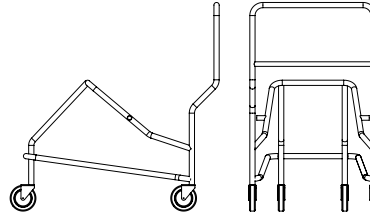
Manufactured to comply with:  
ANSI/BIFMA X5.1 General-Purpose Office Chairs - Tests

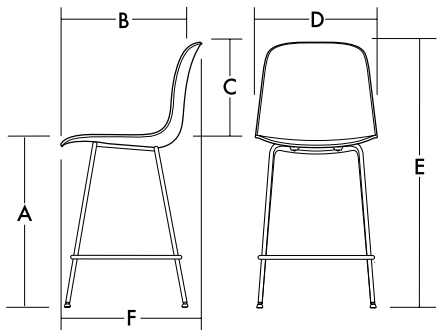
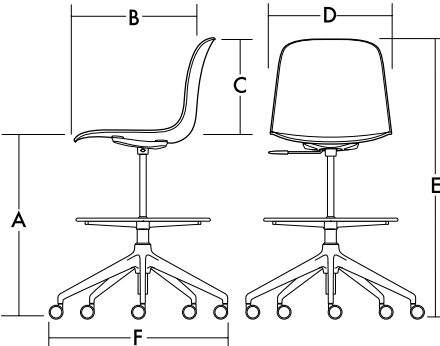
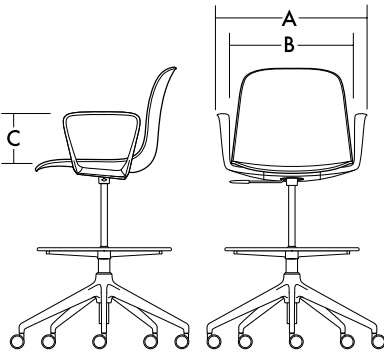
#### Certifications

Greenguard Gold (does not apply to Verve Wood)  
LEVEL® 2

OVERVIEW		PLASTIC/WOOD SHELL						UPHOLSTERED					
<div>Dimensions</div> <div>A. Seat Height</div> <div>B. Seat Depth</div> <div>C. Back Height</div> <div>D. Seat Width &amp; Overall Width</div> <div>E. Maximum Overall Height</div> <div>F. Maximum Overall Depth</div>		<b>Four Blade</b>	<b>Five Blade</b>	<b>Sled</b>	<b>Four Leg Steel</b>	<b>Four Leg Alum.</b>	<b>Four Leg Wood</b>	<b>Four Blade</b>	<b>Five Blade</b>	<b>Sled</b>	<b>Four Leg Steel</b>	<b>Four Leg Alum.</b>	<b>Four Leg Wood</b>
		A. 18	A. 15.6 - 20.9	A. 18.1	A. 18.1	A. 18.1	A. 17.8	A. 18.7	A. 16.3 - 21.5	A. 18.9	A. 18.8	A. 18.8	A. 18.5
		B. 18.7	B. 18.7	B. 18.7	B. 18.7	B. 18.7	B. 18.7	B. 19.2	B. 19.2	B. 19.2	B. 19.2	B. 19.2	B. 19.2
		C. 15	C. 15	C. 15	C. 15	C. 15	C. 15	C. 15	C. 15	C. 15	C. 15	C. 15	C. 15
		D. 18.7	D. 29	D. 18.7	D. 18.7	D. 18.7	D. 18.7	D. 19.6	D. 29	D. 19.6	D. 19.6	D. 19.6	D. 19.6
		E. 33	E. 30.6 - 35.9	E. 33.1	E. 33.3	E. 33.1	E. 32.8	E. 31.1 - 36.4	E. 31.1 - 36.4	E. 33.8	E. 33.6	E. 33.6	E. 33.3
		F. 29	F. 29	F. 21.8	F. 21.8	F. 21.8	F. 21.8	F. 29	F. 29	F. 22.7	F. 22.7	F. 22.7	F. 22.7
<div>Arm Choice</div> <div>A. Max Width</div> <div>B. Arm Distance</div> <div>C. Arm Height</div>		<b>Four Blade, Arm</b>	<b>Five Blade, Arm</b>					<b>Four Blade, Arm</b>	<b>Five Blade, Arm</b>				
		A. 23.2	A. 23.2					A. 23.2	A. 23.2				
		B. 19	B. 19					B. 19	B. 19				
		C. 7.3	C. 7.3					C. 7.3	C. 7.3				



OVERVIEW		PLASTIC/WOOD SHELL		UPHOLSTERED	
<div><b>Dimensions</b><div>A. Seat Height</div><div>B. Seat Depth</div><div>C. Back Height</div><div>D. Seat Width &amp; Overall Width</div><div>E. Maximum Overall Height</div><div>F. Maximum Overall Depth</div></div> <div></div>	<div><b>Four Leg Steel</b><div>A. 18</div><div>B. 18.7</div><div>C. 15</div><div>D. 18.7</div><div>E. 33.1</div><div>F. 21.8</div></div>	<div><b>Sled</b><div>A. 18</div><div>B. 18.7</div><div>C. 15</div><div>D. 18.7</div><div>E. 31.1</div><div>F. 21.8</div></div>	<div><b>Four Leg Steel</b><div>A. 18.7</div><div>B. 19.2</div><div>C. 15</div><div>D. 19.6</div><div>E. 33.6</div><div>F. 22.7</div></div>	<div><b>Sled</b><div>A. 18.7</div><div>B. 19.2</div><div>C. 15</div><div>D. 19.6</div><div>E. 33.6</div><div>F. 22.7</div></div>	
<div><b>Arm Choice</b><div>A. Max Width</div><div>B. Arm Distance</div><div>C. Arm Height</div></div> <div></div>		<div><b>Sled</b><div>A. 20.2</div><div>B. 18.2</div><div>C. 7.2</div></div>		<div><b>Sled</b><div>A. 20.2</div><div>B. 18.2</div><div>C. 7.2</div></div>	
OVERVIEW		PLASTIC / UPHOLSTERED SHELL		WOOD SHELL	
<div><b>Fully Stacked Dolly</b><div>A. Width</div><div>B. Depth</div><div>C. Height</div></div> <div></div>	<div><b>14 Chair Maximum</b><div>A. 24.5</div><div>B. 44</div><div>C. 63</div></div>		<div><b>10 Chair Maximum</b><div>A. 24.5</div><div>B. 44</div><div>C. 51</div></div>		
<div><b>Stacked on Floor</b><div>A. Width</div><div>B. Depth</div><div>C. Height</div></div>	<div><b>8 Chair Maximum</b><div>A. 23.5</div><div>B. 33</div><div>C. 42</div></div>		<div><b>5 Chair Maximum</b><div>A. 23.5</div><div>B. 33</div><div>C. 39</div></div>		

OVERVIEW		PLASTIC/WOOD SHELL		UPHOLSTERED	
<div><b>Dimensions</b><ul style="list-style-type: none"><li>A. Seat Height</li><li>B. Seat Depth</li><li>C. Back Height</li><li>D. Seat Width &amp; Overall Width</li><li>E. Maximum Overall Height</li><li>F. Maximum Overall Depth</li></ul></div>		<b>Four Leg Counter</b> <ul style="list-style-type: none"><li>A. 25.7</li><li>B. 18.7</li><li>C. 15</li><li>D. 18.7</li><li>E. 40.8</li><li>F. 21.8</li></ul>	<b>Four Leg Bar</b> <ul style="list-style-type: none"><li>A. 30.6</li><li>B. 18.7</li><li>C. 15</li><li>D. 18.7</li><li>E. 45.7</li><li>F. 21.9</li></ul>	<b>Four Leg Counter</b> <ul style="list-style-type: none"><li>A. 26.4</li><li>B. 19.2</li><li>C. 15</li><li>D. 19.6</li><li>E. 41.3</li><li>F. 22.7</li></ul>	<b>Four Leg Bar</b> <ul style="list-style-type: none"><li>A. 31.3</li><li>B. 19.2</li><li>C. 15</li><li>D. 19.6</li><li>E. 46.2</li><li>F. 22.8</li></ul>
<div><b>Dimensions</b><ul style="list-style-type: none"><li>A. Seat Height</li><li>B. Seat Depth</li><li>C. Back Height</li><li>D. Seat Width &amp; Overall Width</li><li>E. Maximum Overall Height</li><li>F. Maximum Overall Depth</li></ul></div>		<b>Five Blade Counter</b> <ul style="list-style-type: none"><li>A. 21 - 28.7</li><li>B. 18.7</li><li>C. 15</li><li>D. 18.7</li><li>E. 36 - 43.7</li><li>F. 29</li></ul>	<b>Five Blade Bar</b> <ul style="list-style-type: none"><li>A. 23.5 -33.5</li><li>B. 18.7</li><li>C. 15</li><li>D. 29</li><li>E. 38.5 - 48.5</li><li>F. 21.8</li></ul>	<b>Five Blade Counter</b> <ul style="list-style-type: none"><li>A. 21.7 - 29.4</li><li>B. 19.2</li><li>C. 15</li><li>D. 29</li><li>E. 36.5 - 44.2</li><li>F. 29</li></ul>	<b>Five Blade Bar</b> <ul style="list-style-type: none"><li>A. 22.8 - 32.8</li><li>B. 19.2</li><li>C. 15</li><li>D. 29</li><li>E. 39.5 - 49</li><li>F. 29</li></ul>
<div><b>Arm Choice</b><ul style="list-style-type: none"><li>A. Max Width</li><li>B. Arm Distance</li><li>C. Arm Height</li></ul></div>		<b>Five Blade Counter</b> <ul style="list-style-type: none"><li>A. 23.2</li><li>B. 19</li><li>C. 7.3</li></ul>	<b>Five Blade Bar</b> <ul style="list-style-type: none"><li>A. 23.2</li><li>B. 19</li><li>C. 7.3</li></ul>	<b>Five Blade Counter</b> <ul style="list-style-type: none"><li>A. 23.2</li><li>B. 19</li><li>C. 7.3</li></ul>	<b>Five Blade Bar</b> <ul style="list-style-type: none"><li>A. 23.2</li><li>B. 19</li><li>C. 7.3</li></ul>

MODEL CODE BREAKDOWN

Sample Model Code: VR13120PG01BM81COM

1. Series



**VR**

Series

VR - VERVE

2. Style



**13**

Style

10 - STACKING CHAIR, FOUR LEG STEEL  
11 - NON-STACKING CHAIR, FOUR LEG STEEL  
12 - NON-STACKING CHAIR, 4 LEG ALUMINUM  
13 - NON-STACKING CHAIR, FOUR LEG WOOD  
30 - NON-STACKING CHAIR, FOUR BLADE SWIVEL  
31 - NON-STACKING CHAIR, FOUR BLADE FIXED  
35 - NON-STACKING CHAIR, FIVE BLADE  
50 - STACKING CHAIR, SLED  
51 - NON-STACKING CHAIR, SLED  
70 - STOOL, FOUR LEG COUNTER  
90 - STOOL, FOUR LEG COUNTER

3. Arm Option



**1**

Arm Option

1 – ARMLESS  
2 – ARMS

4. Upholstery Style



**20**

Upholstery Style

10 - PLASTIC SHELL  
20 - PLASTIC SHELL, SEAT PAD  
25 - PLASTIC SHELL, LOOSE SEAT PAD  
30 - PLASTIC SHELL, UPHOLSTERED LINER  
40 - FULLY UPHOLSTERED  
50 - WOOD SHELL  
60 - WOOD SHELL, SEAT PAD  
65 - WOOD SHELL, LOOSE SEAT PAD

5. Casters/Glides



**PG**

Casters with Hard Wheels

C1 – HARD, BLACK  
C2 - HARD, MILK WITH LIGHT GRAY TIRE  
C3 - HARD, LIGHT GRAY

Casters with Soft Wheels

CS1 - SOFT, BLACK  
CS2 - SOFT, MILK WITH LIGHT GRAY TIRE  
CS3 - SOFT, LIGHT GRAY

Glides

PG - PLASTIC GLIDES  
FG - PLASTIC GLIDES WITH FELT PADS

6. Shell Finish



**01**

Plastic Finish

01 – BLACK MATTE  
02 – MILK  
03 – LIGHT GRAY  
06 – RED  
10 – NAVY  
12 – DARK GRAY  
15 – PALE YELLOW  
16 – DUSTY PINK  
17 – MEADOW GREEN  
18 – SOFT BLUE  
19 – SAND

Wood Finish

DZ01 – FLAT CUT WALNUT  
DZ02 – RIFT CUT OAK

7. Frame Finish



**BM81**

Frame Color

Standard Powder Coat

BL – BLUE  
BM – BLACK MATTE  
BR – BRASS  
BT – BLACK TWILIGHT  
CP – CHAMPAGNE  
DB – DARK BRONZE  
DG – DARK GRAY  
DP – DUSTY PINK  
FG – FOREST GREEN  
LG – LIGHT GRAY  
MG – MEADOW GREEN  
MK – MILK  
MS – METALLIC SILVER  
NK – NICKEL  
NV – NAVY  
OR – ORANGE  
PY – PALE YELLOW  
RD – RED  
RO – RED ORANGE  
RR – RUSTY RED  
SB – SOFT BLUE  
SD – SAND  
TC – TERRACOTTA  
TP – TAUPE  
TS – TEXTURED SLATE  
YL – YELLOW

Other

AL - POLISHED ALUMINUM  
CH - CHROME

Wood Leg Finish

81 - WHITE OAK  
83 - NATURAL MAPLE  
85 - WALNUT  
87 - OPAQUE BLACK

8. Textile



**COM**


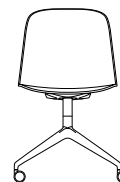



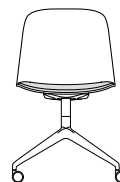

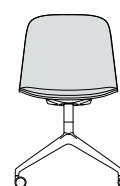

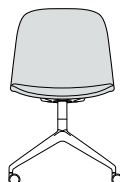
Textile

Textile Grades

COM – CUSTOMER'S OWN MATERIAL  
A – GRADE A  
B – GRADE B  
C – GRADE C  
D – GRADE D  
E – GRADE E  
F – GRADE F  
G – GRADE G  
H – GRADE H  
I – GRADE I  
J – GRADE J  
K – GRADE K  
L – GRADE L  
M – GRADE M

Leather Grades

COL – CUSTOMER'S OWN LEATHER  
W – GRADE W  
X – GRADE X  
Y – GRADE Y  
E1 – GRADE E1  
E2 – GRADE E2

									Textile Upholstery Grades														Leather Upholstery Grades						
									COM	COL																			
TITLE			SHELL/UPHOLSTERY	SERIES	FRAME	ARM	UPH	DIMENSIONS	YDG	SQFT	COM	A	B	C	D	E	F	G	H	I	J	K	L	M	W	X	Y	E1	E2
Non-Stacking Chair, Four Blade Swivel			Plastic Shell	VR	30	1	10	18.7W x 29D x 33H	-	-	629	-	-	-	-	-	-	-	-	-	-	-	-	-	-	-	-	-	-
			Wood Shell	VR	30	1	50	18.7W x 29D x 33H	-	-	1,394	-	-	-	-	-	-	-	-	-	-	-	-	-	-	-	-	-	-
Non-Stacking Chair, Four Blade Swivel			Plastic Shell, Seat Pad	VR	30	1	20	18.7W x 29D x 33H	0.4	7	802	832	848	865	881	898	918	933	955	983	1,016	1,050	1,082	1,114	969	999	1,157	1,192	1,322
			Wood Shell, Seat Pad	VR	30	1	60	18.7W x 29D x 33H	0.4	7	1,568	1,598	1,614	1,631	1,647	1,664	1,684	1,699	1,721	1,749	1,782	1,816	1,848	1,880	1,735	1,765	1,923	1,958	2,088
Non-Stacking Chair, Four Blade Swivel			Plastic Shell, Loose Seat Pad	VR	30	1	25	18.7W x 29D x 33H	0.4	7	842	872	889	904	922	937	956	973	995	1,023	1,056	1,089	1,121	1,154	1,008	1,038	1,196	1,231	1,362
			Wood Shell, Loose Seat Pad	VR	30	1	65	18.7W x 29D x 33H	0.4	7	1,608	1,638	1,655	1,670	1,688	1,703	1,722	1,739	1,761	1,789	1,822	1,855	1,887	1,920	1,774	1,804	1,962	1,997	2,128
Non-Stacking Chair, Four Blade Swivel			Plastic Shell, Upholstered Liner	VR	30	1	30	19.6W x 29D x 33.5H	0.8	11	936	997	1,028	1,060	1,095	1,127	1,162	1,199	1,241	1,296	1,362	1,427	1,493	1,559	1,209	1,264	1,523	1,581	1,796
Non-Stacking Chair, Four Blade Swivel			Fully Upholstered	VR	30	1	40	19.6W x 29D x 33.5H	1.4	16	1,028	1,134	1,191	1,247	1,306	1,362	1,427	1,489	1,562	1,659	1,775	1,890	2,003	2,118	-	-	-	-	-

To Order Select Below

1. Series/Style/Arm

VR301

Verve Non-Stacking Chair, Four Blade Swivel

2. Upholstery

10 PLASTIC SHELL

20 PLASTIC SHELL, SEAT PAD

25 PLASTIC SHELL, LOOSE SEAT PAD

30 PLASTIC SHELL, UPHOLSTERED LINER

40 FULLY UPHOLSTERED

50 WOOD SHELL

60 WOOD SHELL, SEAT PAD

65 WOOD SHELL, LOOSE SEAT PAD

3. Caster or Glide

Caster

C1 HARD, BLACK

C2 HARD, MILK WITH LIGHT GRAY TIRE

C3 HARD, LIGHT GRAY

CS1 SOFT, BLACK +42

CS2 SOFT, MILK WITH LIGHT GRAY TIRE +42

CS3 SOFT, LIGHT GRAY +42

Glide

PG PLASTIC GLIDES

FG PLASTIC GLIDES WITH FELT PADS

4. Shell Finish

Plastic

01 BLACK MATTE

02 MILK

03 LIGHT GRAY

06 RED

10 NAVY

12 DARK GRAY

15 PALE YELLOW

16 DUSTY PINK

17 MEADOW GREEN

18 SOFT BLUE

19 SAND

Wood

DZ01 FLAT CUT WALNUT

DZ02 RIFT CUT OAK

5. Frame Finish

Powder Coat +53

BL BLUE

BM BLACK MATTE

BR BRASS

BT BLACK TWILIGHT

CP CHAMPAGNE

DB DARK BRONZE

DG DARK GRAY

DP DUSTY PINK

FG FOREST GREEN

Other

AL POLISHED ALUMINUM

LG LIGHT GRAY

MG MEADOW GREEN

MK MILK

MS METALLIC SILVER

NK NICKEL

NV NAVY

OR ORANGE

PY PALE YELLOW

RD RED

RO RED ORANGE

RR RUSTY RED

SB SOFT BLUE

SD SAND

TC TERRACOTTA

TP TAUPE

TS TEXTURED SLATE

YL YELLOW








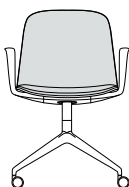

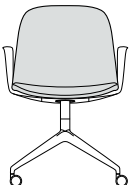
6. Options

CONTRASTING THREAD

CT unavailable on Seat Pads (Styles 20 or 60)

7. Upholstery

See general information section for details on textile program and COM/COL information.

								COM		COL	Textile Upholstery Grades													Leather Upholstery Grades				
TITLE		SHELL/UPHOLSTERY	SERIES	FRAME	ARM	UPH	DIMENSIONS	YDG	SQFT	COM	A	B	C	D	E	F	G	H	I	J	K	L	M	W	X	Y	E1	E2
<b>Non-Stacking Chair, Four Blade Swivel, Arm</b>	 	Plastic Shell	VR	30	2	10	23.2W x 29D x 33H	-	-	795	-	-	-	-	-	-	-	-	-	-	-	-	-	-	-	-	-	-
		Wood Shell	VR	30	2	50	23.2W x 29D x 33H	-	-	1,560	-	-	-	-	-	-	-	-	-	-	-	-	-	-	-	-	-	-
<b>Non-Stacking Chair, Four Blade Swivel, Arm</b>	 	Plastic Shell, Seat Pad	VR	30	2	20	23.2W x 29D x 33H	0.4	7	968	998	1,014	1,031	1,047	1,064	1,084	1,099	1,121	1,149	1,182	1,216	1,248	1,280	1,135	1,165	1,323	1,358	1,488
		Wood Shell, Seat Pad	VR	30	2	60	23.2W x 29D x 33H	0.4	7	1,734	1,764	1,780	1,797	1,813	1,830	1,850	1,865	1,887	1,915	1,948	1,982	2,014	2,046	1,901	1,931	2,089	2,124	2,254
<b>Non-Stacking Chair, Four Blade Swivel, Arm</b>	 	Plastic Shell, Loose Seat Pad	VR	30	2	25	23.2W x 29D x 33H	0.4	7	1,008	1,038	1,055	1,070	1,088	1,103	1,122	1,139	1,161	1,189	1,222	1,255	1,287	1,320	1,174	1,204	1,362	1,397	1,528
		Wood Shell, Loose Seat Pad	VR	30	2	65	23.2W x 29D x 33H	0.4	7	1,774	1,804	1,821	1,836	1,854	1,869	1,888	1,905	1,927	1,955	1,988	2,021	2,053	2,086	1,940	1,970	2,128	2,163	2,294
<b>Non-Stacking Chair, Four Blade Swivel, Arm</b>	 	Plastic Shell, Upholstered Liner	VR	30	2	30	23.2W x 29D x 33.5H	0.8	11	1,102	1,163	1,194	1,226	1,261	1,293	1,328	1,365	1,407	1,462	1,528	1,593	1,659	1,725	1,375	1,430	1,689	1,747	1,962
<b>Non-Stacking Chair, Four Blade Swivel, Arm</b>	 	Fully Upholstered	VR	30	2	40	23.2W x 29D x 33.5H	1.4	16	1,194	1,300	1,357	1,413	1,472	1,528	1,593	1,655	1,728	1,825	1,941	2,056	2,169	2,284	-	-	-	-	-

To Order Select Below

1. Series/Style/Arm

VR302

**Verve  
Non-Stacking Chair,  
Four Blade Swivel,  
Arm**

2. Upholstery

10 PLASTIC SHELL

20 PLASTIC SHELL, SEAT PAD

25 PLASTIC SHELL, LOOSE SEAT PAD

30 PLASTIC SHELL, UPHOLSTERED LINER

40 FULLY UPHOLSTERED

50 WOOD SHELL

60 WOOD SHELL, SEAT PAD

65 WOOD SHELL, LOOSE SEAT PAD

3. Caster or Glide

**Caster**

C1 HARD, BLACK

C2 HARD, MILK WITH LIGHT GRAY TIRE

C3 HARD, LIGHT GRAY

CS1 SOFT, BLACK **+42**

CS2 SOFT, MILK WITH LIGHT GRAY TIRE **+42**

CS3 SOFT, LIGHT GRAY **+42**

**Glide**

PG PLASTIC GLIDES

FG PLASTIC GLIDES WITH FELT PADS

4. Shell Finish

**Plastic**

01 BLACK MATTE

02 MILK

03 LIGHT GRAY

06 RED

10 NAVY

12 DARK GRAY

15 PALE YELLOW

16 DUSTY PINK

17 MEADOW GREEN

18 SOFT BLUE

19 SAND

**Wood**

DZ01 FLAT CUT WALNUT

DZ02 RIFT CUT OAK

5. Frame Finish

**Powder Coat +65**

BL BLUE

BM BLACK MATTE

BR BRASS

BT BLACK TWILIGHT

CP CHAMPAGNE

DB DARK BRONZE

DG DARK GRAY

DP DUSTY PINK

FG FOREST GREEN

**Other**

AL POLISHED ALUMINUM

LG LIGHT GRAY

MG MEADOW GREEN

MK MILK

MS METALLIC SILVER

NK NICKEL

NV NAVY

OR ORANGE

PY PALE YELLOW

RD RED

RO RED ORANGE

RR RUSTY RED

SB SOFT BLUE

SD SAND

TC TERRACOTTA

TP TAUPE

TS TEXTURED SLATE

YL YELLOW

6. Options


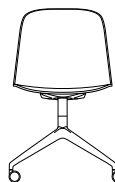





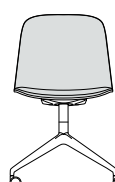

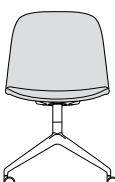
CONTRASTING  
CT THREAD

CT unavailable on Seat  
Pads (Styles 20 or 60)

7. Upholstery

**See general  
information  
section for  
details on  
textile program  
and COM/COL  
information.**













									COM		COL	Textile Upholstery Grades													Leather Upholstery Grades				
									COM	COL																			
TITLE			SHELL/UPHOLSTERY	SERIES	FRAME	ARM	UPH	DIMENSIONS	YDG	SQFT	COM	A	B	C	D	E	F	G	H	I	J	K	L	M	W	X	Y	E1	E2
Non-Stacking Chair, Four Blade Fixed			Plastic Shell	VR	31	1	10	18.7W x 29D x 33H	-	-	564	-	-	-	-	-	-	-	-	-	-	-	-	-	-	-	-	-	-
			Wood Shell	VR	31	1	50	18.7W x 29D x 33H	-	-	1,329	-	-	-	-	-	-	-	-	-	-	-	-	-	-	-	-	-	-
Non-Stacking Chair, Four Blade Fixed			Plastic Shell, Seat Pad	VR	31	1	20	18.7W x 29D x 33H	0.4	7	737	767	783	800	816	833	853	868	890	918	951	985	1,017	1,049	904	934	1,092	1,127	1,257
			Wood Shell, Seat Pad	VR	31	1	60	18.7W x 29D x 33H	0.4	7	1,503	1,533	1,549	1,566	1,582	1,599	1,619	1,634	1,656	1,684	1,717	1,751	1,783	1,815	1,670	1,700	1,858	1,893	2,023
Non-Stacking Chair, Four Blade Fixed			Plastic Shell, Loose Seat Pad	VR	31	1	25	18.7W x 29D x 33H	0.4	7	777	807	824	839	857	872	891	908	930	958	991	1,024	1,056	1,089	943	973	1,131	1,166	1,297
			Wood Shell, Loose Seat Pad	VR	31	1	65	18.7W x 29D x 33H	0.4	7	1,543	1,573	1,590	1,605	1,623	1,638	1,657	1,674	1,696	1,724	1,757	1,790	1,822	1,855	1,709	1,739	1,897	1,932	2,063
Non-Stacking Chair, Four Blade Fixed			Plastic Shell, Upholstered Liner	VR	31	1	30	19.6W x 29D x 33.5H	0.8	11	871	932	963	995	1,030	1,062	1,097	1,134	1,176	1,231	1,297	1,362	1,428	1,494	1,144	1,199	1,458	1,516	1,731
Non-Stacking Chair, Four Blade Fixed			Fully Upholstered	VR	31	1	40	19.6W x 29D x 33.5H	1.4	16	963	1,069	1,126	1,182	1,241	1,297	1,362	1,424	1,497	1,594	1,710	1,825	1,938	2,053	-	-	-	-	-

To Order Select Below

1. Series/Style/Arm	2. Upholstery	3. Caster or Glide	4. Shell Finish	5. Frame Finish	6. Options	7. Upholstery
 <div>VR311</div> <div>Verve Non-Stacking Chair, Four Blade Fixed</div>	 <div>10 PLASTIC SHELL</div> <div>20 PLASTIC SHELL, SEAT PAD</div> <div>25 PLASTIC SHELL, LOOSE SEAT PAD</div> <div>30 PLASTIC SHELL, UPHOLSTERED LINER</div> <div>40 FULLY UPHOLSTERED</div> <div>50 WOOD SHELL</div> <div>60 WOOD SHELL, SEAT PAD</div> <div>65 WOOD SHELL, LOOSE SEAT PAD</div>	 <div>Caster</div> <div>C1 HARD, BLACK</div> <div>C2 HARD, MILK WITH LIGHT GRAY TIRE</div> <div>C3 HARD, LIGHT GRAY</div> <div>CS1 SOFT, BLACK +42</div> <div>CS2 SOFT, MILK WITH LIGHT GRAY TIRE +42</div> <div>CS3 SOFT, LIGHT GRAY +42</div> <div>Glide</div> <div>PG PLASTIC GLIDES</div> <div>FG PLASTIC GLIDES WITH FELT PADS</div>	 <div>Plastic</div> <div>01 BLACK MATTE</div> <div>02 MILK</div> <div>03 LIGHT GRAY</div> <div>06 RED</div> <div>10 NAVY</div> <div>12 DARK GRAY</div> <div>15 PALE YELLOW</div> <div>16 DUSTY PINK</div> <div>17 MEADOW GREEN</div> <div>18 SOFT BLUE</div> <div>19 SAND</div> <div>Wood</div> <div>DZ01 FLAT CUT WALNUT</div> <div>DZ02 RIFT CUT OAK</div>	 <div>Powder Coat +53</div> <div>BL BLUE</div> <div>BM BLACK MATTE</div> <div>BR BRASS</div> <div>BT BLACK TWILIGHT</div> <div>CP CHAMPAGNE</div> <div>DB DARK BRONZE</div> <div>DG DARK GRAY</div> <div>DP DUSTY PINK</div> <div>FG FOREST GREEN</div> <div>Other</div> <div>AL POLISHED ALUMINUM</div> <div>LG LIGHT GRAY</div> <div>MG MEADOW GREEN</div> <div>MK MILK</div> <div>MS METALLIC SILVER</div> <div>NK NICKEL</div> <div>NV NAVY</div> <div>OR ORANGE</div> <div>PY PALE YELLOW</div> <div>RD RED</div> <div>RO RED ORANGE</div> <div>RR RUSTY RED</div> <div>SB SOFT BLUE</div> <div>SD SAND</div> <div>TC TERRACOTTA</div> <div>TP TAUPE</div> <div>TS TEXTURED SLATE</div> <div>YL YELLOW</div>	 <div>CONTRASTING THREAD</div> <div>CT unavailable on Seat Pads (Styles 20 or 60)</div>	 <div>See general information section for details on textile program and COM/COL information.</div>



NON-STACKING CHAIR: FOUR BLADE FIXED, ARM

										Textile Upholstery Grades															Leather Upholstery Grades				
								COM	COL																				
TITLE			SHELL/UPHOLSTERY	SERIES	FRAME	ARM	UPH	DIMENSIONS	YDG	SQFT	COM	A	B	C	D	E	F	G	H	I	J	K	L	M	W	X	Y	E1	E2
Non-Stacking Chair, Four Blade Fixed, Arm			Plastic Shell	VR	31	2	10	23.2W x 29D x 33H	-	-	730	-	-	-	-	-	-	-	-	-	-	-	-	-	-	-	-	-	-
			Wood Shell	VR	31	2	50	23.2W x 29D x 33H	-	-	1,495	-	-	-	-	-	-	-	-	-	-	-	-	-	-	-	-	-	-
Non-Stacking Chair, Four Blade Fixed, Arm			Plastic Shell, Seat Pad	VR	31	2	20	23.2W x 29D x 33H	0.4	7	903	933	949	966	982	999	1,019	1,034	1,056	1,084	1,117	1,151	1,183	1,215	1,070	1,100	1,258	1,293	1,423
			Wood Shell, Seat Pad	VR	31	2	60	23.2W x 29D x 33H	0.4	7	1,669	1,699	1,715	1,732	1,748	1,765	1,785	1,800	1,822	1,850	1,883	1,917	1,949	1,981	1,836	1,866	2,024	2,059	2,189
Non-Stacking Chair, Four Blade Fixed, Arm			Plastic Shell, Loose Seat Pad	VR	31	2	25	23.2W x 29D x 33H	0.4	7	943	973	990	1,005	1,023	1,038	1,057	1,074	1,096	1,124	1,157	1,190	1,222	1,255	1,109	1,139	1,297	1,332	1,463
			Wood Shell, Loose Seat Pad	VR	31	2	65	23.2W x 29D x 33H	0.4	7	1,709	1,739	1,756	1,771	1,789	1,804	1,823	1,840	1,862	1,890	1,923	1,956	1,988	2,021	1,875	1,905	2,063	2,098	2,229
Non-Stacking Chair, Four Blade Fixed, Arm			Plastic Shell, Upholstered Liner	VR	31	2	30	23.2W x 29D x 33.5H	0.8	11	1,037	1,098	1,129	1,161	1,196	1,228	1,263	1,300	1,342	1,397	1,463	1,528	1,594	1,660	1,310	1,365	1,624	1,682	1,897
Non-Stacking Chair, Four Blade Fixed, Arm			Fully Upholstered	VR	31	2	40	23.2W x 29D x 33.5H	1.4	16	1,129	1,235	1,292	1,348	1,407	1,463	1,528	1,590	1,663	1,760	1,876	1,991	2,104	2,219	-	-	-	-	-

**To Order Select Below**

1. Series/Style/Arm	2. Upholstery	3. Caster or Glide	4. Shell Finish	5. Frame Finish	6. Options	7. Upholstery
<div><div></div><div></div></div> <div>VR302</div> <div>Verve Non-Stacking Chair, Four Blade Swivel, Arm</div>	<div><div></div><div></div></div> <div>10    PLASTIC SHELL</div> <div>20    PLASTIC SHELL, SEAT PAD</div> <div>25    PLASTIC SHELL, LOOSE SEAT PAD</div> <div>30    PLASTIC SHELL, UPHOLSTERED LINER</div> <div>40    FULLY UPHOLSTERED</div> <div>50    WOOD SHELL</div> <div>60    WOOD SHELL, SEAT PAD</div> <div>65    WOOD SHELL, LOOSE SEAT PAD</div>	<div><div></div><div></div></div> <div>C1    HARD, BLACK</div> <div>C2    HARD, MILK WITH LIGHT GRAY TIRE</div> <div>C3    HARD, LIGHT GRAY</div> <div>CS1    SOFT, BLACK    +42</div> <div>CS2    SOFT, MILK WITH LIGHT GRAY TIRE    +42</div> <div>CS3    SOFT, LIGHT GRAY    +42</div> <div><div></div><div></div></div> <div>PG    PLASTIC GLIDES</div> <div>FG    PLASTIC GLIDES WITH FELT PADS</div>	<div><div></div><div></div></div> <div>01    BLACK MATTE</div> <div>02    MILK</div> <div>03    LIGHT GRAY</div> <div>06    RED</div> <div>10    NAVY</div> <div>12    DARK GRAY</div> <div>15    PALE YELLOW</div> <div>16    DUSTY PINK</div> <div>17    MEADOW GREEN</div> <div>18    SOFT BLUE</div> <div>19    SAND</div> <div><div></div><div></div></div> <div>DZ01    FLAT CUT WALNUT</div> <div>DZ02    RIFT CUT OAK</div>	<div><div></div><div></div></div> <div>BL    BLUE</div> <div>BM    BLACK MATTE</div> <div>BR    BRASS</div> <div>BT    BLACK TWILIGHT</div> <div>CP    CHAMPAGNE</div> <div>DB    DARK BRONZE</div> <div>DG    DARK GRAY</div> <div>DP    DUSTY PINK</div> <div>FG    FOREST GREEN</div> <div><div></div><div></div></div> <div>AL    POLISHED ALUMINUM</div> <div>LG    LIGHT GRAY</div> <div>MG    MEADOW GREEN</div> <div>MK    MILK</div> <div>MS    METALLIC SILVER</div> <div>NK    NICKEL</div> <div>NV    NAVY</div> <div>OR    ORANGE</div> <div>PY    PALE YELLOW</div> <div>RD    RED</div> <div>RO    RED ORANGE</div> <div>RR    RUSTY RED</div> <div>SB    SOFT BLUE</div> <div>SD    SAND</div> <div>TC    TERRACOTTA</div> <div>TP    TAUPE</div> <div>TS    TEXTURED SLATE</div> <div>YL    YELLOW</div>	<div><div></div><div></div></div> <div>CT    CONTRASTING          THREAD</div> <div>CT unavailable on Seat Pads (Styles 20 or 60)</div>	<div><div></div><div></div></div> <div>See <a href="#">general information section</a> for details on textile program and COM/COL information.</div>

## NON-STACKING CHAIR: FIVE BLADE

**To Order Select Below**

### 1. Series/Style/Arm

## 2. Upholstery

### 3. Caster or Glide

#### 4. Shell Finish

## 5. Frame Finish

## 6. Options







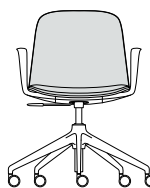
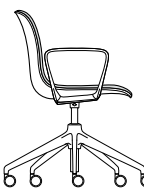


## 7. Upholstery

[illegible]

Cylinder and lever handles match caster color selected. On chairs with glides, cylinders and lever handles are black, unless Milk or Light Gray is the selected frame color. Exception: Polished Aluminum frames will ship with chrome cylinders.

# Verve

## NON-STACKING CHAIR: FIVE BLADE, ARM

								COM		COL	Textile Upholstery Grades													Leather Upholstery Grades				
TITLE	SHELL/UPHOLSTERY		SERIES	FRAME	ARM	UPH	DIMENSIONS	YDG	SQFT	COM	A	B	C	D	E	F	G	H	I	J	K	L	M	W	X	Y	E1	E2
<div>Non-Stacking Chair, Five Blade, Arm</div> <div></div>	Plastic Shell		VR	35	2	10	29W x 29D x 30.6 - 35.9H	-	-	796	-	-	-	-	-	-	-	-	-	-	-	-	-	-	-	-	-	-
	Wood Shell		VR	35	2	50	29W x 29D x 30.6 - 35.9H	-	-	1,561	-	-	-	-	-	-	-	-	-	-	-	-	-	-	-	-	-	-
<div>Non-Stacking Chair, Five Blade, Arm</div> <div></div>	Plastic Shell, Seat Pad		VR	35	2	20	29W x 29D x 30.6 - 35.9H	0.4	7	969	999	1,015	1,032	1,048	1,065	1,085	1,100	1,122	1,150	1,183	1,217	1,249	1,281	1,136	1,166	1,324	1,359	1,489
	Wood Shell, Seat Pad		VR	35	2	60	29W x 29D x 30.6 - 35.9H	0.4	7	1,735	1,765	1,781	1,798	1,814	1,831	1,851	1,866	1,888	1,916	1,949	1,983	2,015	2,047	1,902	1,932	2,090	2,125	2,255
<div>Non-Stacking Chair, Five Blade, Arm</div> <div></div>	Plastic Shell, Loose Seat Pad		VR	35	2	25	29W x 29D x 30.6 - 35.9H	0.4	7	1,009	1,039	1,056	1,071	1,089	1,104	1,123	1,140	1,162	1,190	1,223	1,256	1,288	1,321	1,175	1,205	1,363	1,398	1,529
	Wood Shell, Loose Seat Pad		VR	35	2	65	29W x 29D x 30.6 - 35.9H	0.4	7	1,775	1,805	1,822	1,837	1,855	1,870	1,889	1,906	1,928	1,956	1,989	2,022	2,054	2,087	1,941	1,971	2,129	2,164	2,295
<div>Non-Stacking Chair, Five Blade, Arm</div> <div></div>	Plastic Shell, Upholstered Liner		VR	35	2	30	29W x 29D x 31.1 - 36.4H	0.8	11	1,103	1,164	1,195	1,227	1,262	1,294	1,329	1,366	1,408	1,463	1,529	1,594	1,660	1,726	1,376	1,431	1,690	1,748	1,963
<div>Non-Stacking Chair, Five Blade, Arm</div> <div></div>	Fully Upholstered		VR	35	2	40	29W x 29D x 31.1 - 36.4H	1.4	16	1,195	1,301	1,358	1,414	1,473	1,529	1,594	1,656	1,729	1,826	1,942	2,057	2,170	2,285	-	-	-	-	-

To Order Select Below











1. Series/Style/Arm	2. Upholstery	3. Caster or Glide	4. Shell Finish	5. Frame Finish	6. Options	7. Upholstery
<div></div> <div>VR352</div> <div>Verve Non-Stacking Chair, Five Blade, Arm</div>	<div></div> <div>10 PLASTIC SHELL 20 PLASTIC SHELL, SEAT PAD 25 PLASTIC SHELL, LOOSE SEAT PAD 30 PLASTIC SHELL, UPHOLSTERED LINER 40 FULLY UPHOLSTERED 50 WOOD SHELL 60 WOOD SHELL, SEAT PAD 65 WOOD SHELL, LOOSE SEAT PAD</div>	<div></div> <div>Caster</div> <div>C1 HARD, BLACK C2 HARD, MILK WITH LIGHT GRAY TIRE C3 HARD, LIGHT GRAY CS1 SOFT, BLACK +42 CS2 SOFT, MILK WITH LIGHT GRAY TIRE +42 CS3 SOFT, LIGHT GRAY +42</div> <div></div> <div>Glide</div> <div>PG PLASTIC GLIDES FG PLASTIC GLIDES WITH FELT PADS</div>	<div></div> <div>Plastic</div> <div>01 BLACK MATTE 02 MILK 03 LIGHT GRAY 06 RED 10 NAVY 12 DARK GRAY 15 PALE YELLOW 16 DUSTY PINK 17 MEADOW GREEN 18 SOFT BLUE 19 SAND</div> <div></div> <div>Wood</div> <div>DZ01 FLAT CUT WALNUT DZ02 RIFT CUT OAK</div>	<div></div> <div>Powder Coat +65</div> <div>BL BLUE BM BLACK MATTE BR BRASS BT BLACK TWILIGHT CP CHAMPAGNE DB DARK BRONZE DG DARK GRAY DP DUSTY PINK FG FOREST GREEN</div> <div></div> <div>Other</div> <div>AL POLISHED ALUMINUM</div> <div>LG LIGHT GRAY MG MEADOW GREEN MK MILK MS METALLIC SILVER NK NICKEL NV NAVY OR ORANGE PY PALE YELLOW RD RED</div>	<div></div> <div>CONTRASTING THREAD</div> <div>CT unavailable on Seat Pads (Styles 20 or 60)</div>	<div></div> <div>See general information section for details on textile program and COM/COL information.</div>

Cylinder and lever handles match caster color selected. On chairs with glides, cylinders and lever handles are black, unless Milk or Light Gray is the selected frame color. Exception: Polished Aluminum frames will ship with chrome cylinders.



# Verve

## NON-STACKING CHAIR: SLED

									Textile Upholstery Grades															Leather Upholstery Grades						
									COM	COL						COL														
TITLE			SHELL/UPHOLSTERY	SERIES	FRAME	ARM	UPH	DIMENSIONS	YDG	SQFT	COM	A	B	C	D	E	F	G	H	I	J	K	L	M	W	X	Y	E1	E2	
Non-Stacking Chair, Sled			Plastic Shell	VR	51	1	10	18.7W x 21.8D x 33.3H	-	-	504	-	-	-	-	-	-	-	-	-	-	-	-	-	-	-	-	-	-	
			Wood Shell	VR	51	1	50	18.7W x 21.8D x 33.3H	-	-	1,269	-	-	-	-	-	-	-	-	-	-	-	-	-	-	-	-	-	-	-
Non-Stacking Chair, Sled			Plastic Shell, Seat Pad	VR	51	1	20	18.7W x 21.8D x 33.3H	0.4	7	677	707	723	740	756	773	793	808	830	858	891	925	957	989	844	874	1,032	1,067	1,197	
			Wood Shell, Seat Pad	VR	51	1	60	18.7W x 21.8D x 33.3H	0.4	7	1,443	1,473	1,489	1,506	1,522	1,539	1,559	1,574	1,596	1,624	1,657	1,691	1,723	1,755	1,610	1,640	1,798	1,833	1,963	
Non-Stacking Chair, Sled			Plastic Shell, Loose Seat Pad	VR	51	1	25	18.7W x 21.8D x 33.3H	0.4	7	717	747	764	779	797	812	831	848	870	898	931	964	996	1,029	883	913	1,071	1,106	1,237	
			Wood Shell, Loose Seat Pad	VR	51	1	65	18.7W x 21.8D x 33.3H	0.4	7	1,483	1,513	1,530	1,545	1,563	1,578	1,597	1,614	1,636	1,664	1,697	1,730	1,762	1,795	1,649	1,679	1,837	1,872	2,003	
Non-Stacking Chair, Sled			Plastic Shell, Upholstered Liner	VR	51	1	30	19.6W x 22.7D x 33.8H	0.8	11	811	872	903	935	970	1,002	1,037	1,074	1,116	1,171	1,237	1,302	1,368	1,434	1,084	1,139	1,398	1,456	1,671	
Non-Stacking Chair, Sled			Fully Upholstered	VR	51	1	40	19.6W x 22.7D x 33.8H	1.4	16	903	1,009	1,066	1,122	1,181	1,237	1,302	1,364	1,437	1,534	1,650	1,765	1,878	1,993	-	-	-	-	-	

To Order Select Below

1. Series/Style/Arm



VR511

Verve Non-Stacking Chair, Sled

2. Upholstery



10 PLASTIC SHELL

20 PLASTIC SHELL, SEAT PAD

25 PLASTIC SHELL, LOOSE SEAT PAD

30 PLASTIC SHELL, UPHOLSTERED LINER

40 FULLY UPHOLSTERED

50 WOOD SHELL

60 WOOD SHELL, SEAT PAD

65 WOOD SHELL, LOOSE SEAT PAD

3. Glide



PG PLASTIC GLIDES

FG PLASTIC GLIDES WITH FELT PADS

4. Shell Finish



01 BLACK MATTE

02 MILK

03 LIGHT GRAY

06 RED

10 NAVY

12 DARK GRAY

15 PALE YELLOW

16 DUSTY PINK

17 MEADOW GREEN

18 SOFT BLUE

19 SAND



DZ01 FLAT CUT WALNUT

DZ02 RIFT CUT OAK

5. Frame Finish



BL BLUE

BM BLACK MATTE

BR BRASS

BT BLACK TWILIGHT

CP CHAMPAGNE

DB DARK BRONZE

DG DARK GRAY

DP DUSTY PINK

FG FOREST GREEN



CH CHROME

LG LIGHT GRAY

MG MEADOW GREEN

MK MILK

MS METALLIC SILVER

NK NICKEL

NV NAVY

OR ORANGE

PY PALE YELLOW

RD RED

RO RED ORANGE

RR RUSTY RED

SB SOFT BLUE

SD SAND

TC TERRACOTTA

TP TAUPE

TS TEXTURED SLATE

YL YELLOW

6. Options



CT CONTRASTING THREAD

CT unavailable on Seat Pads (Styles 20 or 60)

7. Upholstery













See general information section for details on textile program and COM/COL information.



# Verve

## NON-STACKING CHAIR: FOUR LEG STEEL











								COM	COL	Textile Upholstery Grades														Leather Upholstery Grades					
TITLE			SHELL/UPHOLSTERY	SERIES	FRAME	ARM	UPH	DIMENSIONS	YDG	SQFT	COM	A	B	C	D	E	F	G	H	I	J	K	L	M	W	X	Y	E1	E2
Non-Stacking Chair, Four Leg Steel			Plastic Shell	VR	11	1	10	18.7W x 21.8D x 33.1H	-	-	504	-	-	-	-	-	-	-	-	-	-	-	-	-	-	-	-	-	-
			Wood Shell	VR	11	1	50	18.7W x 21.8D x 33.1H	-	-	1,269	-	-	-	-	-	-	-	-	-	-	-	-	-	-	-	-	-	-
Non-Stacking Chair, Four Leg Steel			Plastic Shell, Seat Pad	VR	11	1	20	18.7W x 21.8D x 33.1H	0.4	7	677	707	723	740	756	773	793	808	830	858	891	925	957	989	844	874	1,032	1,067	1,197
			Wood Shell, Seat Pad	VR	11	1	60	18.7W x 21.8D x 33.1H	0.4	7	1,443	1,473	1,489	1,506	1,522	1,539	1,559	1,574	1,596	1,624	1,657	1,691	1,723	1,755	1,610	1,640	1,798	1,833	1,963
Non-Stacking Chair, Four Leg Steel			Plastic Shell, Loose Seat Pad	VR	11	1	25	18.7W x 21.8D x 33.1H	0.4	7	717	747	764	779	797	812	831	848	870	898	931	964	996	1,029	883	913	1,071	1,106	1,237
			Wood Shell, Loose Seat Pad	VR	11	1	65	18.7W x 21.8D x 33.1H	0.4	7	1,483	1,513	1,530	1,545	1,563	1,578	1,597	1,614	1,636	1,664	1,697	1,730	1,762	1,795	1,649	1,679	1,837	1,872	2,003
Non-Stacking Chair, Four Leg Steel			Plastic Shell, Upholstered Liner	VR	11	1	30	19.6W x 22.7D x 33.6H	0.8	11	811	872	903	935	970	1,002	1,037	1,074	1,116	1,171	1,237	1,302	1,368	1,434	1,084	1,139	1,398	1,456	1,671
Non-Stacking Chair, Four Leg Steel			Fully Upholstered	VR	11	1	40	19.6W x 22.7D x 33.6H	1.4	16	903	1,009	1,066	1,122	1,181	1,237	1,302	1,364	1,437	1,534	1,650	1,765	1,878	1,993	-	-	-	-	-

To Order Select Below

1. Series/Style/Arm	2. Upholstery	3. Glide	4. Shell Finish	5. Frame Finish	6. Options	7. Upholstery
<div><div></div><div></div></div>	<div><div></div><div></div></div>	<div><div></div><div></div></div>	<div><div></div><div></div></div>	<div><div></div><div></div></div>	<div><div></div><div></div></div>	<div><div></div><div></div></div>
VR111	10 PLASTIC SHELL	PG PLASTIC GLIDES	01 BLACK MATTE	BL BLUE	RO RED ORANGE	<div>See <u>general information</u> section for details on textile program and COM/CO information.</div>
Verve Non-Stacking Chair, Four Leg Steel	20 PLASTIC SHELL, SEAT PAD	FG PLASTIC GLIDES WITH FELT PADS	02 MILK	DZ01 FLAT CUT WALNUT	RR RUSTY RED	
	25 PLASTIC SHELL, LOOSE SEAT PAD		03 LIGHT GRAY	DZ02 RIFT CUT OAK	SB SOFT BLUE	
	30 PLASTIC SHELL, UPHOLSTERED LINER		06 RED		SD SAND	
	40 FULLY UPHOLSTERED		10 NAVY	BM BLACK MATTE	TC TERRACOTTA	
	50 WOOD SHELL		12 DARK GRAY	BR BRASS	TP TAUPE	
	60 WOOD SHELL, SEAT PAD		15 PALE YELLOW	BT BLACK TWILIGHT	TS TEXTURED SLATE	
	65 WOOD SHELL, LOOSE SEAT PAD		16 DUSTY PINK	CP CHAMPAGNE	YL YELLOW	
			17 MEADOW GREEN	DB DARK BRONZE		
			18 SOFT BLUE	DG DARK GRAY		
			19 SAND	DP DUSTY PINK		
				FG FOREST GREEN		
				<div><div></div><div>Other</div></div>		
				CH CHROME		











# Verve

## NON-STACKING CHAIR: FOUR LEG ALUMINUM

									Textile Upholstery Grades														Leather Upholstery Grades						
									COM	COL				COL															
TITLE			SHELL/UPHOLSTERY	SERIES	FRAME	ARM	UPH	DIMENSIONS	YDG	SQFT	COM	A	B	C	D	E	F	G	H	I	J	K	L	M	W	X	Y	E1	E2
Non-Stacking Chair, Four Leg Aluminum			Plastic Shell	VR	12	1	10	18.7W x 21.8D x 33.1H	-	-	624	-	-	-	-	-	-	-	-	-	-	-	-	-	-	-	-	-	-
			Wood Shell	VR	12	1	50	18.7W x 21.8D x 33.1H	-	-	1,389	-	-	-	-	-	-	-	-	-	-	-	-	-	-	-	-	-	-
Non-Stacking Chair, Four Leg Aluminum			Plastic Shell, Seat Pad	VR	12	1	20	18.7W x 21.8D x 33.1H	0.4	7	797	827	843	860	876	893	913	928	950	978	1,011	1,045	1,077	1,109	964	994	1,152	1,187	1,317
			Wood Shell, Seat Pad	VR	12	1	60	18.7W x 21.8D x 33.1H	0.4	7	1,563	1,593	1,609	1,626	1,642	1,659	1,679	1,694	1,716	1,744	1,777	1,811	1,843	1,875	1,730	1,760	1,918	1,953	2,083
Non-Stacking Chair, Four Leg Aluminum			Plastic Shell, Loose Seat Pad	VR	12	1	25	18.7W x 21.8D x 33.1H	0.4	7	837	867	884	899	917	932	951	968	990	1,018	1,051	1,084	1,116	1,149	1,003	1,033	1,191	1,226	1,357
			Wood Shell, Loose Seat Pad	VR	12	1	65	18.7W x 21.8D x 33.1H	0.4	7	1,603	1,633	1,650	1,665	1,683	1,698	1,717	1,734	1,756	1,784	1,817	1,850	1,882	1,915	1,769	1,799	1,957	1,992	2,123
Non-Stacking Chair, Four Leg Aluminum			Plastic Shell, Upholstered Liner	VR	12	1	30	19.6W x 22.7D x 33.6H	0.8	11	931	992	1,023	1,055	1,090	1,122	1,157	1,194	1,236	1,291	1,357	1,422	1,488	1,554	1,204	1,259	1,518	1,576	1,791
Non-Stacking Chair, Four Leg Aluminum			Fully Upholstered	VR	12	1	40	19.6W x 22.7D x 33.6H	1.4	16	1,023	1,129	1,186	1,242	1,301	1,357	1,422	1,484	1,557	1,654	1,770	1,885	1,998	2,113	-	-	-	-	-

To Order Select Below

1. Series/Style/Arm	2. Upholstery	3. Glide	4. Shell Finish	5. Frame Finish	6. Options	7. Upholstery
<div><div></div><div></div></div> <div>VR121</div> <div>Verve Non-Stacking Chair, Four Leg Aluminum</div>	<div><div></div><div></div></div> <div>10 PLASTIC SHELL</div> <div>20 PLASTIC SHELL, SEAT PAD</div> <div>25 PLASTIC SHELL, LOOSE SEAT PAD</div> <div>30 PLASTIC SHELL, UPHOLSTERED LINER</div> <div>40 FULLY UPHOLSTERED</div> <div>50 WOOD SHELL</div> <div>60 WOOD SHELL, SEAT PAD</div> <div>65 WOOD SHELL, LOOSE SEAT PAD</div>	<div><div></div><div></div></div> <div>Glide</div> <div>PG PLASTIC GLIDES</div>	<div><div></div><div></div></div> <div>Plastic</div> <div>01 BLACK MATTE</div> <div>02 MILK</div> <div>03 LIGHT GRAY</div> <div>06 RED</div> <div>10 NAVY</div> <div>12 DARK GRAY</div> <div>15 PALE YELLOW</div> <div>16 DUSTY PINK</div> <div>17 MEADOW GREEN</div> <div>18 SOFT BLUE</div> <div>19 SAND</div> <div>Wood</div> <div>DZ01 FLAT CUT WALNUT</div> <div>DZ02 RIFT CUT OAK</div>	<div><div></div><div></div></div> <div>Powder Coat +25</div> <div>BL BLUE</div> <div>BM BLACK MATTE</div> <div>BR BRASS</div> <div>BT BLACK TWILIGHT</div> <div>CP CHAMPAGNE</div> <div>DB DARK BRONZE</div> <div>DG DARK GRAY</div> <div>DP DUSTY PINK</div> <div>FG FOREST GREEN</div> <div>Other</div> <div>AL POLISHED ALUMINUM</div> <div>LG LIGHT GRAY</div> <div>MG MEADOW GREEN</div> <div>MK MILK</div> <div>MS METALLIC SILVER</div> <div>NK NICKEL</div> <div>NV NAVY</div> <div>OR ORANGE</div> <div>PY PALE YELLOW</div> <div>RD RED</div>	<div><div></div><div></div></div> <div>Options</div> <div>CT CONTRASTING THREAD</div> <div>CT unavailable on Seat Pads (Styles 20 or 60)</div>	<div><div></div><div></div></div> <div>See <a href="#">general information</a> section for details on textile progra and COM/CO information.</div>


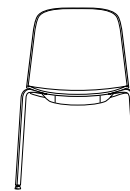

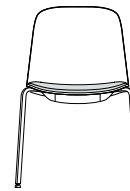



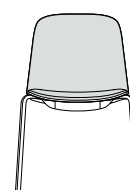

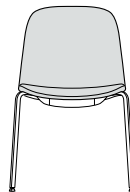
								COM	COL	Textile Upholstery Grades														Leather Upholstery Grades					
TITLE			SHELL/UPHOLSTERY	SERIES	FRAME	ARM	UPH	DIMENSIONS	YDG	SQFT	COM	A	B	C	D	E	F	G	H	I	J	K	L	M	W	X	Y	E1	E2
Non-Stacking Chair, Four Leg Wood			Plastic Shell	VR	13	1	10	18.7W x 21.8D x 32.8H	-	-	821	-	-	-	-	-	-	-	-	-	-	-	-	-	-	-	-	-	-
			Wood Shell	VR	13	1	50	18.7W x 21.8D x 32.8H	-	-	1,586	-	-	-	-	-	-	-	-	-	-	-	-	-	-	-	-	-	-
Non-Stacking Chair, Four Leg Wood			Plastic Shell, Seat Pad	VR	13	1	20	18.7W x 21.8D x 32.8H	0.4	7	994	1,024	1,040	1,057	1,073	1,090	1,110	1,125	1,147	1,175	1,208	1,242	1,274	1,306	1,161	1,191	1,349	1,384	1,514
			Wood Shell, Seat Pad	VR	13	1	60	18.7W x 21.8D x 32.8H	0.4	7	1,760	1,790	1,806	1,823	1,839	1,856	1,876	1,891	1,913	1,941	1,974	2,008	2,040	2,072	1,927	1,957	2,115	2,150	2,280
Non-Stacking Chair, Four Leg Wood			Plastic Shell, Loose Seat Pad	VR	13	1	25	18.7W x 21.8D x 32.8H	0.4	7	1,034	1,064	1,081	1,096	1,114	1,129	1,148	1,165	1,187	1,215	1,248	1,281	1,313	1,346	1,200	1,230	1,388	1,423	1,554
			Wood Shell, Loose Seat Pad	VR	13	1	65	18.7W x 21.8D x 32.8H	0.4	7	1,800	1,830	1,847	1,862	1,880	1,895	1,914	1,931	1,953	1,981	2,014	2,047	2,079	2,112	1,966	1,996	2,154	2,189	2,320
Non-Stacking Chair, Four Leg Wood			Plastic Shell, Upholstered Liner	VR	13	1	30	19.6W x 22.7D x 33.3H	0.8	11	1,128	1,189	1,220	1,252	1,287	1,319	1,354	1,391	1,433	1,488	1,554	1,619	1,685	1,751	1,401	1,456	1,715	1,773	1,988
Non-Stacking Chair, Four Leg Wood			Fully Upholstered	VR	13	1	40	19.6W x 22.7D x 33.3H	1.4	16	1,220	1,326	1,383	1,439	1,498	1,554	1,619	1,681	1,754	1,851	1,967	2,082	2,195	2,310	-	-	-	-	-

To Order Select Below

1. Series/Style/Arm	2. Upholstery	3. Glide	4. Shell Finish	5. Frame Finish	6. Wood Finishes	7 & 8. Options & Upholstery	
<div><div></div><div></div></div>	<div><div></div><div></div></div>	<div><div></div><div>Glide</div></div>	<div><div></div><div>Plastic</div></div> <div><div></div><div>Wood</div></div>	<div><div></div><div>Powder Coat</div></div> <div><div></div><div>Other</div></div>	<div><div></div><div>Leg Finishes</div></div>	<div><div></div><div></div></div>	
VR131	10 PLASTIC SHELL 20 PLASTIC SHELL, SEAT PAD 25 PLASTIC SHELL, LOOSE SEAT PAD 30 PLASTIC SHELL, UPHOLSTERED LINER 40 FULLY UPHOLSTERED 50 WOOD SHELL 60 WOOD SHELL, SEAT PAD 65 WOOD SHELL, LOOSE SEAT PAD	PG PLASTIC GLIDES FG PLASTIC GLIDES WITH FELT PADS	01 BLACK MATTE 02 MILK 03 LIGHT GRAY 06 RED 10 NAVY 12 DARK GRAY 15 PALE YELLOW 16 DUSTY PINK 17 MEADOW GREEN 18 SOFT BLUE 19 SAND	DZ01 FLAT CUT WALNUT DZ02 RIFT CUT OAK  BL BLUE BM BLACK MATTE BR BRASS BT BLACK TWILIGHT CP CHAMPAGNE DB DARK BRONZE DG DARK GRAY DP DUSTY PINK FG FOREST GREEN  AL POLISHED ALUMINUM	LG LIGHT GRAY MG MEADOW GREEN MK MILK MS METALLIC SILVER NK NICKEL NV NAVY OR ORANGE PY PALE YELLOW RD RED  RO RED ORANGE RR RUSTY RED SB SOFT BLUE SD SAND TC TERRACOTTA TP TAUPE TS TEXTURED SLATE YL YELLOW	81 WHITE OAK 83 NATURAL MAPLE 85 WALNUT +68 87 OPAQUE BLACK +68	CONTRASTING CT THREAD  CT unavailable on Seat Pads (Styles 20 or 60)  See general information section for details on textile program and COM/COL information.

# Verve

## STACKING CHAIR: FOUR LEG STEEL

									COM		COL	Textile Upholstery Grades													Leather Upholstery Grades				
TITLE			SHELL/UPHOLSTERY	SERIES	FRAME	ARM	UPH	DIMENSIONS	YDG	SQFT	COM	A	B	C	D	E	F	G	H	I	J	K	L	M	W	X	Y	E1	E2
Stacking Chair, Four Leg Steel			Plastic Shell	VR	10	1	10	18.7W x 21.8D x 33.1H	-	-	462	-	-	-	-	-	-	-	-	-	-	-	-	-	-	-	-	-	-
			Wood Shell	VR	10	1	50	18.7W x 21.8D x 33.1H	-	-	1,227	-	-	-	-	-	-	-	-	-	-	-	-	-	-	-	-	-	-
Stacking Chair, Four Leg Steel			Plastic Shell, Seat Pad	VR	10	1	20	18.7W x 21.8D x 33.1H	0.4	7	635	665	681	698	714	731	751	766	788	816	849	883	915	947	802	832	990	1,025	1,155
			Wood Shell, Seat Pad	VR	10	1	60	18.7W x 21.8D x 33.1H	0.4	7	1,401	1,431	1,447	1,464	1,480	1,497	1,517	1,532	1,554	1,582	1,615	1,649	1,681	1,713	1,568	1,598	1,756	1,791	1,921
Stacking Chair, Four Leg Steel			Plastic Shell, Loose Seat Pad	VR	10	1	25	18.7W x 21.8D x 33.1H	0.4	7	675	705	722	737	755	770	789	806	828	856	889	922	954	987	841	871	1,029	1,064	1,195
			Wood Shell, Loose Seat Pad	VR	10	1	65	18.7W x 21.8D x 33.1H	0.4	7	1,441	1,471	1,488	1,503	1,521	1,536	1,555	1,572	1,594	1,622	1,655	1,688	1,720	1,753	1,607	1,637	1,795	1,830	1,961
Stacking Chair, Four Leg Steel			Plastic Shell, Upholstered Liner	VR	10	1	30	19.6W x 22.7D x 33.6H	0.8	11	769	830	861	893	928	960	995	1,032	1,074	1,129	1,195	1,260	1,326	1,392	1,042	1,097	1,356	1,414	1,629
Stacking Chair, Four Leg Steel			Fully Upholstered	VR	10	1	40	19.6W x 22.7D x 33.6H	1.4	16	861	967	1,024	1,080	1,139	1,195	1,260	1,322	1,395	1,492	1,608	1,723	1,836	1,951	-	-	-	-	-


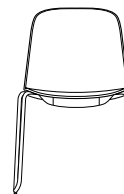

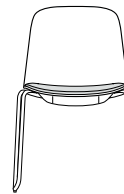

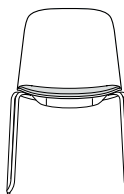

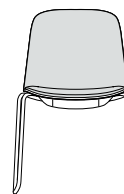

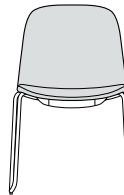
To Order Select Below

1. Series/Style/Arm	2. Upholstery	3. Glide	4. Shell Finish	5. Frame Finish	6. Options	7. Upholstery
<div><div></div><div></div></div> <div><div>VR101</div><div>Verve Stacking Chair, Four Leg Steel</div><div>Stacking on Floor: 8 high - Verve Plastic 5 high - Verve Wood 5 high - Verve Wood w/ Uph.</div><div>Stacking on Dolly: 14 high - Verve Plastic 14 high - Verve Wood 10 high - Verve Wood w/ Uph.</div></div>	<div><div></div><div></div></div> <div><div>10 PLASTIC SHELL</div><div>20 PLASTIC SHELL, SEAT PAD</div><div>25 PLASTIC SHELL, LOOSE SEAT PAD</div><div>30 PLASTIC SHELL, UPHOLSTERED LINER</div><div>40 FULLY UPHOLSTERED</div><div>50 WOOD SHELL</div><div>60 WOOD SHELL, SEAT PAD</div><div>65 WOOD SHELL, LOOSE SEAT PAD</div></div>	<div><div></div><div></div></div> <div><div>Glide</div><div>PG PLASTIC GLIDES</div><div>FG PLASTIC GLIDES WITH FELT PADS</div></div>	<div><div></div><div></div></div> <div><div>Plastic</div><div>01 BLACK MATTE</div><div>02 MILK</div><div>03 LIGHT GRAY</div><div>06 RED</div><div>10 NAVY</div><div>12 DARK GRAY</div><div>15 PALE YELLOW</div><div>16 DUSTY PINK</div><div>17 MEADOW GREEN</div><div>18 SOFT BLUE</div><div>19 SAND</div></div> <div><div></div><div></div></div> <div><div>Wood</div><div>DZ01 FLAT CUT WALNUT</div><div>DZ02 RIFT CUT OAK</div></div>	<div><div></div><div></div></div> <div><div>Powder Coat</div><div>BL BLUE</div><div>BM BLACK MATTE</div><div>BR BRASS</div><div>BT BLACK TWILIGHT</div><div>CP CHAMPAGNE</div><div>DB DARK BRONZE</div><div>DG DARK GRAY</div><div>DP DUSTY PINK</div><div>FG FOREST GREEN</div><div>Other</div><div>CH CHROME</div></div> <div><div></div><div></div></div> <div><div>Stylex will not warrant painted frames against damage caused by stacking. Only use dollies with chrome frames. We will not warrant powder coated Verve frames used on dollies against damage to the finish.</div></div>	<div><div></div><div></div></div> <div><div></div><div>CT CONTRASTING THREAD</div><div>CT unavailable on Seat Pads (Styles 20 or 60)</div><div>Accessories</div><div>VRTD2 VERVE TRANSPORT DOLLY FOR FOUR LEG FRAME PLASTIC OR WOOD SHELL +1,208</div><div>VRTD4 VERVE TRANSPORT DOLLY FOR FOUR LEG FRAME PLASTIC OR WOOD SHELL WITH UPHOLSTERY +1,208</div></div>	<div><div></div><div></div></div> <div><div>See general information section for details on textile program and COM/CO information.</div></div>



# Verve


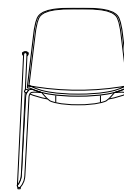

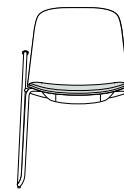

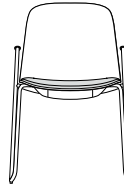

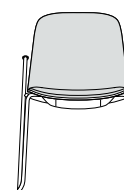

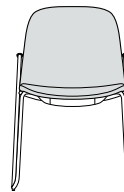
## STACKING CHAIR: SLED

									Textile Upholstery Grades															Leather Upholstery Grades						
									COM	COL						COL														
TITLE			SHELL/UPHOLSTERY	SERIES	FRAME	ARM	UPH	DIMENSIONS	YDG	SQFT	COM	A	B	C	D	E	F	G	H	I	J	K	L	M	W	X	Y	E1	E2	
Stacking Chair, Sled			Plastic Shell	VR	50	1	10	18.7W x 21.8D x 33.1H	-	-	449	-	-	-	-	-	-	-	-	-	-	-	-	-	-	-	-	-	-	
			Wood Shell	VR	50	1	50	18.7W x 21.8D x 33.1H	-	-	1,214	-	-	-	-	-	-	-	-	-	-	-	-	-	-	-	-	-	-	
Stacking Chair, Sled			Plastic Shell, Seat Pad	VR	50	1	20	18.7W x 21.8D x 33.1H	0.4	7	622	652	668	685	701	718	738	753	775	803	836	870	902	934	789	819	977	1,012	1,142	
			Wood Shell, Seat Pad	VR	50	1	60	18.7W x 21.8D x 33.1H	0.4	7	1,388	1,418	1,434	1,451	1,467	1,484	1,504	1,519	1,541	1,569	1,602	1,636	1,668	1,700	1,555	1,585	1,743	1,778	1,908	
Stacking Chair, Sled			Plastic Shell, Loose Seat Pad	VR	50	1	25	18.7W x 21.8D x 33.1H	0.4	7	662	692	709	724	742	757	776	793	815	843	876	909	941	974	828	858	1,016	1,051	1,182	
			Wood Shell, Loose Seat Pad	VR	50	1	65	18.7W x 21.8D x 33.1H	0.4	7	1,428	1,458	1,475	1,490	1,508	1,523	1,542	1,559	1,581	1,609	1,642	1,675	1,707	1,740	1,594	1,624	1,782	1,817	1,948	
Stacking Chair, Sled			Plastic Shell, Upholstered Liner	VR	50	1	30	19.6W x 22.7D x 33.6H	0.8	11	756	817	848	880	915	947	982	1,019	1,061	1,116	1,182	1,247	1,313	1,379	1,029	1,084	1,343	1,401	1,616	
Stacking Chair, Sled			Fully Upholstered	VR	50	1	40	19.6W x 22.7D x 33.6H	1.4	16	848	954	1,011	1,067	1,126	1,182	1,247	1,309	1,382	1,479	1,595	1,710	1,823	1,938	-	-	-	-	-	

To Order Select Below

1. Series/Style/Arm	2. Upholstery	3. Glide	4. Shell Finish	5. Frame Finish	6. Options	7. Upholstery
<div><div></div><div></div></div> <div>VR501</div> <div>Stacking on Floor: 8 high - Verve Plastic 5 high - Verve Wood 5 high - Verve Wood w/ Uph.</div> <div>Stacking on Dolly: 14 high - Verve Plastic 14 high - Verve Wood 10 high - Verve Wood w/ Uph.</div>	<div><div></div><div></div></div> <div>10 PLASTIC SHELL 20 PLASTIC SHELL, SEAT PAD 25 PLASTIC SHELL, LOOSE SEAT PAD 30 PLASTIC SHELL, UPHOLSTERED LINER 40 FULLY UPHOLSTERED 50 WOOD SHELL 60 WOOD SHELL, SEAT PAD 65 WOOD SHELL, LOOSE SEAT PAD</div>	<div><div></div><div></div></div> <div>Glide PG PLASTIC GLIDES FG PLASTIC GLIDES WITH FELT PADS</div>	<div><div></div><div></div></div> <div>Plastic 01 BLACK MATTE 02 MILK 03 LIGHT GRAY 06 RED 10 NAVY 12 DARK GRAY 15 PALE YELLOW 16 DUSTY PINK 17 MEADOW GREEN 18 SOFT BLUE 19 SAND</div> <div><div></div><div></div></div> <div>Wood DZ01 FLAT CUT WALNUT DZ02 RIFT CUT OAK</div>	<div><div></div><div></div></div> <div>Powder Coat BL BLUE BM BLACK MATTE BR BRASS BT BLACK TWILIGHT CP CHAMPAGNE DB DARK BRONZE DG DARK GRAY DP DUSTY PINK FG FOREST GREEN <div><div></div><div></div></div>Other CH CHROME</div> <div>Stylex will not warrant painted frames against damage caused by stacking. Only use dollies with chrome frames. We will not warrant powder coated Verve frames used on dollies against damage to the finish.</div>	<div><div></div><div></div></div> <div>CT CONTRASTING THREAD G ARMLESS GANGING BRACKET +24 CT unavailable on Seat Pads (Styles 20 or 60) <div><div></div><div></div></div>Accessories VERVE TRANSPORT DOLLY FOR SLED ARMLESS PLASTIC OR WOOD SHELL WITH UPHOLSTERY +1,208 VRTD2 VERVE TRANSPORT DOLLY FOR SLED ARMLESS PLASTIC OR WOOD SHELL +1,208 VRTD3</div>	<div><div></div><div></div></div> <div>See general information section for details on textile program and COM/COL information.</div>



								COM	COL	Textile Upholstery Grades														Leather Upholstery Grades					
TITLE		SHELL/UPHOLSTERY	SERIES	FRAME	ARM	UPH	DIMENSIONS	YDG	SQFT	COM	A	B	C	D	E	F	G	H	I	J	K	L	M	W	X	Y	E1	E2	
Stacking Chair, Sled, Arm			Plastic Shell	VR	50	2	10	20.2W x 21.8D x 33.1H	-	-	474	-	-	-	-	-	-	-	-	-	-	-	-	-	-	-	-	-	
			Wood Shell	VR	50	2	50	20.2W x 21.8D x 33.1H	-	-	1,239	-	-	-	-	-	-	-	-	-	-	-	-	-	-	-	-	-	
Stacking Chair, Sled, Arm			Plastic Shell, Seat Pad	VR	50	2	20	20.2W x 21.8D x 33.1H	0.4	7	647	677	693	710	726	743	763	778	800	828	861	895	927	959	814	844	1,002	1,037	1,167
			Wood Shell, Seat Pad	VR	50	2	60	20.2W x 21.8D x 33.1H	0.4	7	1,413	1,443	1,459	1,476	1,492	1,509	1,529	1,544	1,566	1,594	1,627	1,661	1,693	1,725	1,580	1,610	1,768	1,803	1,933
Stacking Chair, Sled, Arm			Plastic Shell, Loose Seat Pad	VR	50	2	25	20.2W x 21.8D x 33.1H	0.4	7	687	717	734	749	767	782	801	818	840	868	901	934	966	999	853	883	1,041	1,076	1,207
			Wood Shell, Loose Seat Pad	VR	50	2	65	20.2W x 21.8D x 33.1H	0.4	7	1,453	1,483	1,500	1,515	1,533	1,548	1,567	1,584	1,606	1,634	1,667	1,700	1,732	1,765	1,619	1,649	1,807	1,842	1,973
Stacking Chair, Sled, Arm			Plastic Shell, Upholstered Liner	VR	50	2	30	20.2W x 22.7D x 33.6H	0.8	11	781	842	873	905	940	972	1,007	1,044	1,086	1,141	1,207	1,272	1,338	1,404	1,054	1,109	1,368	1,426	1,641
Stacking Chair, Sled, Arm			Fully Upholstered	VR	50	2	40	20.2W x 22.7D x 33.6H	1.4	16	873	979	1,036	1,092	1,151	1,207	1,272	1,334	1,407	1,504	1,620	1,735	1,848	1,963	-	-	-	-	-

To Order Select Below

1. Series/Style/Arm

VR502

Stacking on Floor:  
8 high - Verve Plastic  
5 high - Verve Wood  
5 high - Verve Wood w/ Uph.

Stacking on Dolly:  
14 high - Verve Plastic  
14 high - Verve Wood  
10 high - Verve Wood w/ Uph.

2. Upholstery

10

PLASTIC SHELL

20

PLASTIC SHELL, SEAT PAD

25

PLASTIC SHELL, LOOSE SEAT PAD

30

PLASTIC SHELL, UPHOLSTERED LINER

40

FULLY UPHOLSTERED

50

WOOD SHELL

60

WOOD SHELL, SEAT PAD

65

WOOD SHELL, LOOSE SEAT PAD

3. Glide

PG

PLASTIC GLIDES

FG

PLASTIC GLIDES WITH FELT PADS

4. Shell Finish

01

BLACK MATTE

02

MILK

03

LIGHT GRAY

06

RED

10

NAVY

12

DARK GRAY

15

PALE YELLOW

16

DUSTY PINK

17

MEADOW GREEN

18

SOFT BLUE

19

SAND

DZ01

FLAT CUT WALNUT

DZ02

RIFT CUT OAK

5. Frame Finish

BL

BLUE

BM

BLACK MATTE

BR

BRASS

BT

BLACK TWILIGHT

CP

CHAMPAGNE

DB

DARK BRONZE

DG

DARK GRAY

DP

DUSTY PINK

FG

FOREST GREEN

Other

CH

CHROME

LG

LIGHT GRAY

MG

MEADOW GREEN

MK

MILK

MS

METALLIC SILVER

NK

NICKEL

NV

NAVY

OR

ORANGE

PY

PALE YELLOW

RD

RED

Stylex will not warrant painted frames against damage caused by stacking. Only use dollies with chrome frames. We will not warrant powder coated Verve frames used on dollies against damage to the finish.

RO

RED ORANGE

RR

RUSTY RED

SB

SOFT BLUE

SD

SAND

TC

TERRACOTTA

TP

TAUPE

TS

TEXTURED SLATE

YL

YELLOW

6. Options

CT

CONTRASTING THREAD

CT unavailable on Seat Pads (Styles 20 or 60)

Accessories

VERVE TRANSPORT  
DOLLY FOR SLED  
WITH ARM

VRTD1

+1,208






7. Upholstery

See general information section for details on textile program and COM/COL information.

24

# Verve

## STOOL: BAR FOUR LEG











								Textile Upholstery Grades														Leather Upholstery Grades							
								COM	COL																				
TITLE			SHELL/UPHOLSTERY	SERIES	FRAME	ARM	UPH	DIMENSIONS	YDG	SQFT	COM	A	B	C	D	E	F	G	H	I	J	K	L	M	W	X	Y	E1	E2
Stool, Four Leg Bar		Plastic Shell	VR	70	1	10	18.7W x 21.9D x 45.7H	-	-	710	-	-	-	-	-	-	-	-	-	-	-	-	-	-	-	-	-	-	-
		Wood Shell	VR	70	1	50	18.7W x 21.9D x 45.7H	-	-	1,475	-	-	-	-	-	-	-	-	-	-	-	-	-	-	-	-	-	-	-
Stool, Four Leg Bar		Plastic Shell, Seat Pad	VR	70	1	20	18.7W x 21.9D x 45.7H	0.4	7	883	913	929	946	962	979	999	1,014	1,036	1,064	1,097	1,131	1,163	1,195	1,050	1,080	1,238	1,273	1,403	
		Wood Shell, Seat Pad	VR	70	1	60	18.7W x 21.9D x 45.7H	0.4	7	1,649	1,679	1,695	1,712	1,728	1,745	1,765	1,780	1,802	1,830	1,863	1,897	1,929	1,961	1,816	1,846	2,004	2,039	2,169	
Stool, Four Leg Bar		Plastic Shell, Loose Seat Pad	VR	70	1	25	18.7W x 21.9D x 45.7H	0.4	7	923	953	970	985	1,003	1,018	1,037	1,054	1,076	1,104	1,137	1,170	1,202	1,235	1,089	1,119	1,277	1,312	1,443	
		Wood Shell, Loose Seat Pad	VR	70	1	65	18.7W x 21.9D x 45.7H	0.4	7	1,689	1,719	1,736	1,751	1,769	1,784	1,803	1,820	1,842	1,870	1,903	1,936	1,968	2,001	1,855	1,885	2,043	2,078	2,209	
Stool, Four Leg Bar		Plastic Shell, Upholstered Liner	VR	70	1	30	19.6W x 22.8D x 46.2H	0.8	11	1,017	1,078	1,109	1,141	1,176	1,208	1,243	1,280	1,322	1,377	1,443	1,508	1,574	1,640	1,290	1,345	1,604	1,662	1,877	
Stool, Four Leg Bar		Fully Upholstered	VR	70	1	40	19.6W x 22.8D x 46.2H	1.4	16	1,109	1,215	1,272	1,328	1,387	1,443	1,508	1,570	1,643	1,740	1,856	1,971	2,084	2,199	-	-	-	-	-	

To Order Select Below

1. Series/Style/Arm	2. Upholstery	3. Glide	4. Shell Finish	5. Frame Finish	6. Options	7. Upholstery
<div><div></div><div></div></div> <div>VR701</div> <div>Verve Stool Four Leg Bar</div>	<div><div></div><div></div></div> <div>10 PLASTIC SHELL 20 PLASTIC SHELL, SEAT PAD 25 PLASTIC SHELL, LOOSE SEAT PAD 30 PLASTIC SHELL, UPHOLSTERED LINER 40 FULLY UPHOLSTERED 50 WOOD SHELL 60 WOOD SHELL, SEAT PAD 65 WOOD SHELL, LOOSE SEAT PAD</div>	<div><div></div><div></div></div> <div>Glide PG PLASTIC GLIDES FG PLASTIC GLIDES WITH FELT PADS</div>	<div><div></div><div></div></div> <div>Plastic 01 BLACK MATTE 02 MILK 03 LIGHT GRAY 06 RED 10 NAVY 12 DARK GRAY 15 PALE YELLOW 16 DUSTY PINK 17 MEADOW GREEN 18 SOFT BLUE 19 SAND</div> <div><div></div><div></div></div> <div>Wood DZ01 FLAT CUT WALNUT DZ02 RIFT CUT OAK</div>	<div><div></div><div></div></div> <div>Powder Coat BL BLUE BM BLACK MATTE BR BRASS BT BLACK TWILIGHT CP CHAMPAGNE DB DARK BRONZE DG DARK GRAY DP DUSTY PINK FG FOREST GREEN LG LIGHT GRAY MG MEADOW GREEN MK MILK MS METALLIC SILVER NK NICKEL NV NAVY OR ORANGE PY PALE YELLOW RD RED RO RED ORANGE RR RUSTY RED SB SOFT BLUE SD SAND TC TERRACOTTA TP TAUPE TS TEXTURED SLATE YL YELLOW</div> <div><div></div><div></div></div> <div>Other CH CHROME</div> <div>+79</div>	<div><div></div><div></div></div> <div>CONTRASTING CT THREAD CT unavailable on Seat Pads (Styles 20 or 60)</div>	<div><div></div><div></div></div> <div>See general information section for details on textile program and COM/COL information.</div>

# Verve

STOOL: COUNTER FOUR LEG

								COM	COL	Textile Upholstery Grades														Leather Upholstery Grades				
TITLE		SHELL/UPHOLSTERY	SERIES	FRAME	ARM	UPH	DIMENSIONS	YDG	SQFT	COM	A	B	C	D	E	F	G	H	I	J	K	L	M	W	X	Y	E1	E2
Stool, Four Leg Counter	 	Plastic Shell	VR	90	1	10	18.7W x 21.8D x 40.8H	-	-	710	-	-	-	-	-	-	-	-	-	-	-	-	-	-	-	-	-	-
		Wood Shell	VR	90	1	50	18.7W x 21.8D x 40.8H	-	-	1,475	-	-	-	-	-	-	-	-	-	-	-	-	-	-	-	-	-	-
Stool, Four Leg Counter	 	Plastic Shell, Seat Pad	VR	90	1	20	18.7W x 21.8D x 40.8H	0.4	7	883	913	929	946	962	979	999	1,014	1,036	1,064	1,097	1,131	1,163	1,195	1,050	1,080	1,238	1,273	1,403
		Wood Shell, Seat Pad	VR	90	1	60	18.7W x 21.8D x 40.8H	0.4	7	1,649	1,679	1,695	1,712	1,728	1,745	1,765	1,780	1,802	1,830	1,863	1,897	1,929	1,961	1,816	1,846	2,004	2,039	2,169
Stool, Four Leg Counter	 	Plastic Shell, Loose Seat Pad	VR	90	1	25	18.7W x 21.8D x 40.8H	0.4	7	923	953	970	985	1,003	1,018	1,037	1,054	1,076	1,104	1,137	1,170	1,202	1,235	1,089	1,119	1,277	1,312	1,443
		Wood Shell, Loose Seat Pad	VR	90	1	65	18.7W x 21.8D x 40.8H	0.4	7	1,689	1,719	1,736	1,751	1,769	1,784	1,803	1,820	1,842	1,870	1,903	1,936	1,968	2,001	1,855	1,885	2,043	2,078	2,209
Stool, Four Leg Counter	 	Plastic Shell, Upholstered Liner	VR	90	1	30	19.6W x 22.7D x 41.3H	0.8	11	1,017	1,078	1,109	1,141	1,176	1,208	1,243	1,280	1,322	1,377	1,443	1,508	1,574	1,640	1,290	1,345	1,604	1,662	1,877
Stool, Four Leg Counter	 	Fully Upholstered	VR	90	1	40	19.6W x 22.7D x 41.3H	1.4	16	1,109	1,215	1,272	1,328	1,387	1,443	1,508	1,570	1,643	1,740	1,856	1,971	2,084	2,199	-	-	-	-	-

To Order Select Below

1. Series/Style/Arm



VR901

Verve  
Stool  
Four Leg Counter

2. Upholstery



10   PLASTIC SHELL

20   PLASTIC SHELL, SEAT PAD

25   PLASTIC SHELL, LOOSE SEAT PAD

30   PLASTIC SHELL, UPHOLSTERED LINER

40   FULLY UPHOLSTERED

50   WOOD SHELL

60   WOOD SHELL, SEAT PAD

65   WOOD SHELL, LOOSE SEAT PAD

3. Glide



PG   PLASTIC GLIDES

FG   PLASTIC GLIDES WITH FELT PADS

4. Shell Finish



01   BLACK MATTE

02   MILK

03   LIGHT GRAY

06   RED

10   NAVY

12   DARK GRAY

15   PALE YELLOW

16   DUSTY PINK

17   MEADOW GREEN

18   SOFT BLUE

19   SAND



DZ01   FLAT CUT WALNUT

DZ02   RIFT CUT OAK

5. Frame Finish



BL   BLUE

BM   BLACK MATTE

BR   BRASS

BT   BLACK TWILIGHT

CP   CHAMPAGNE

DB   DARK BRONZE

DG   DARK GRAY

DP   DUSTY PINK

FG   FOREST GREEN

LG   LIGHT GRAY

MG   MEADOW GREEN

MK   MILK

MS   METALLIC SILVER

NK   NICKEL

NV   NAVY

OR   ORANGE

PY   PALE YELLOW

RD   RED

RO   RED ORANGE

RR   RUSTY RED

SB   SOFT BLUE

SD   SAND

TC   TERRACOTTA

TP   TAUPE

TS   TEXTURED SLATE

YL   YELLOW



CH   CHROME

+79

6. Options



CT   CONTRASTING  
THREAD

CT unavailable on Seat  
Pads (Styles 20 or 60)

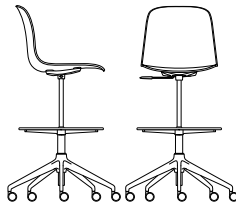


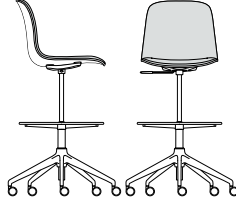
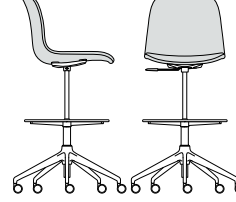
7. Upholstery



See general  
information  
section for  
details on  
textile program  
and COM/COL  
information.

# Verve

## STOOL: BAR FIVE BLADE

								COM		COL	Textile Upholstery Grades													Leather Upholstery Grades				
TITLE		SHELL/UPHOLSTERY	SERIES	FRAME	ARM	UPH	DIMENSIONS	YDG	SQFT	COM	A	B	C	D	E	F	G	H	I	J	K	L	M	W	X	Y	E1	E2
Stool, Five Blade Bar		Plastic Shell	VR	35	1	10	29W x 29D x 38.5 -48.5H	-	-	782	-	-	-	-	-	-	-	-	-	-	-	-	-	-	-	-	-	-
		Wood Shell	VR	35	1	50	29W x 29D x 38.5 -48.5H	-	-	1,547	-	-	-	-	-	-	-	-	-	-	-	-	-	-	-	-	-	-
Stool, Five Blade Bar		Plastic Shell, Seat Pad	VR	35	1	20	29W x 29D x 38.5 -48.5H	0.4	7	955	985	1,001	1,018	1,034	1,051	1,071	1,086	1,108	1,136	1,169	1,203	1,235	1,267	1,122	1,152	1,310	1,345	1,475
		Wood Shell, Seat Pad	VR	35	1	60	29W x 29D x 38.5 -48.5H	0.4	7	1,721	1,751	1,767	1,784	1,800	1,817	1,837	1,852	1,874	1,902	1,935	1,969	2,001	2,033	1,888	1,918	2,076	2,111	2,241
Stool, Five Blade Bar		Plastic Shell, Loose Seat Pad	VR	35	1	25	29W x 29D x 38.5 -48.5H	0.4	7	995	1,025	1,042	1,057	1,075	1,090	1,109	1,126	1,148	1,176	1,209	1,242	1,274	1,307	1,161	1,191	1,349	1,384	1,515
		Wood Shell, Loose Seat Pad	VR	35	1	65	29W x 29D x 38.5 -48.5H	0.4	7	1,761	1,791	1,808	1,823	1,841	1,856	1,875	1,892	1,914	1,942	1,975	2,008	2,040	2,073	1,927	1,957	2,115	2,150	2,281
Stool, Five Blade Bar		Plastic Shell, Upholstered Liner	VR	35	1	30	29W x 29D x 39.5 -49.0H	0.8	11	1,089	1,150	1,181	1,213	1,248	1,280	1,315	1,352	1,394	1,449	1,515	1,580	1,646	1,712	1,362	1,417	1,676	1,734	1,949
Stool, Five Blade Bar		Fully Upholstered	VR	35	1	40	29W x 29D x 39.5 -49.0H	1.4	16	1,181	1,287	1,344	1,400	1,459	1,515	1,580	1,642	1,715	1,812	1,928	2,043	2,156	2,271	-	-	-	-	-

To Order Select Below


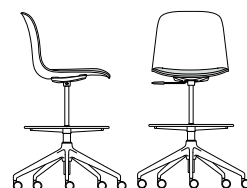
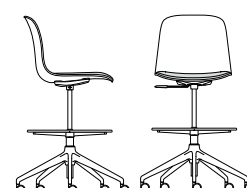

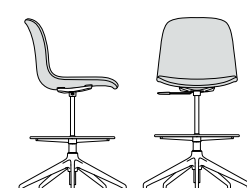
1. Series/Style/Arm	2. Upholstery	3. Height	4. Caster or Glide	5. Shell Finish	6. Frame Finish	7. Options	8. Upholstery
<div><div></div><div></div></div> <div>VR351</div> <div>Verve Stool Five Blade Bar</div>	<div><div></div><div></div></div> <div>10 PLASTIC SHELL</div> <div>20 PLASTIC SHELL, SEAT PAD</div> <div>25 PLASTIC SHELL, LOOSE SEAT PAD</div> <div>30 PLASTIC SHELL, UPHOLSTERED LINER</div> <div>40 FULLY UPHOLSTERED</div> <div>50 WOOD SHELL</div> <div>60 WOOD SHELL, SEAT PAD</div> <div>65 WOOD SHELL, LOOSE SEAT PAD</div>	<div><div></div><div></div></div> <div>BAR H HEIGHT</div>	<div><div></div><div></div></div> <div>Caster</div> <div>C1 HARD, BLACK</div> <div>C2 HARD, MILK WITH LIGHT GRAY TIRE</div> <div>C3 HARD, LIGHT GRAY</div> <div>CS1 SOFT, BLACK +42</div> <div>CS2 SOFT, MILK WITH LIGHT GRAY TIRE +42</div> <div>CS3 SOFT, LIGHT GRAY +42</div> <div><div></div><div></div></div> <div>Glide</div> <div>PG PLASTIC GLIDES</div> <div>FG PLASTIC GLIDES WITH FELT PADS</div>	<div><div></div><div></div></div> <div>Plastic</div> <div>01 BLACK MATTE</div> <div>02 MILK</div> <div>03 LIGHT GRAY</div> <div>06 RED</div> <div>10 NAVY</div> <div>12 DARK GRAY</div> <div>15 PALE YELLOW</div> <div>16 DUSTY PINK</div> <div>17 MEADOW GREEN</div> <div>18 SOFT BLUE</div> <div>19 SAND</div> <div><div></div><div></div></div> <div>Wood</div> <div>DZ01 FLAT CUT WALNUT</div> <div>DZ02 RIFT CUT OAK</div>	<div><div></div><div></div></div> <div>Powder Coat +53</div> <div>BL BLUE</div> <div>BM BLACK MATTE</div> <div>BR BRASS</div> <div>BT BLACK TWILIGHT</div> <div>CP CHAMPAGNE</div> <div>DB DARK BRONZE</div> <div>DG DARK GRAY</div> <div>DP DUSTY PINK</div> <div>FG FOREST GREEN</div> <div><div></div><div></div></div> <div>Other</div> <div>AL POLISHED ALUMINUM</div> <div>LG LIGHT GRAY</div> <div>MG MEADOW GREEN</div> <div>MK MILK</div> <div>MS METALLIC SILVER</div> <div>NK NICKEL</div> <div>NV NAVY</div> <div>OR ORANGE</div> <div>PY PALE YELLOW</div> <div>RD RED</div> <div>RO RED ORANGE</div> <div>RR RUSTY RED</div> <div>SB SOFT BLUE</div> <div>SD SAND</div> <div>TC TERRACOTTA</div> <div>TP TAUPE</div> <div>TS TEXTURED SLATE</div> <div>YL YELLOW</div>	<div><div></div><div></div></div> <div>CONTRASTING CT THREAD</div> <div>CT unavailable on Seat Pads (Styles 20 or 60)</div>	<div><div></div><div></div></div> <div>See general information section for details on textile program and COM/COL information.</div>

Cylinder and lever handles match caster color selected. On chairs with glides, cylinders and lever handles are black, unless Milk or Light Gray is the selected frame color. Exception: Polished Aluminum frames will ship with chrome cylinders.



# Verve

## STOOL: COUNTER FIVE BLADE

								COM	COL	Textile Upholstery Grades														Leather Upholstery Grades				
		SHELL/UPHOLSTERY	SERIES	FRAME	ARM	UPH	DIMENSIONS	YDG	SQFT	COM	A	B	C	D	E	F	G	H	I	J	K	L	M	W	X	Y	E1	E2
Stool, Five Blade Counter		Plastic Shell	VR	35	1	10	29W x 29D x 36.0 -43.7H	-	-	782	-	-	-	-	-	-	-	-	-	-	-	-	-	-	-	-	-	-
		Wood Shell	VR	35	1	50	29W x 29D x 36.0 -43.7H	-	-	1,547	-	-	-	-	-	-	-	-	-	-	-	-	-	-	-	-	-	-
Stool, Five Blade Counter		Plastic Shell, Seat Pad	VR	35	1	20	29W x 29D x 36.0 -43.7H	0.4	7	955	985	1,001	1,018	1,034	1,051	1,071	1,086	1,108	1,136	1,169	1,203	1,235	1,267	1,122	1,152	1,310	1,345	1,475
		Wood Shell, Seat Pad	VR	35	1	60	29W x 29D x 36.0 -43.7H	0.4	7	1,721	1,751	1,767	1,784	1,800	1,817	1,837	1,852	1,874	1,902	1,935	1,969	2,001	2,033	1,888	1,918	2,076	2,111	2,241
Stool, Five Blade Counter		Plastic Shell, Loose Seat Pad	VR	35	1	25	29W x 29D x 36.0 -43.7H	0.4	7	995	1,025	1,042	1,057	1,075	1,090	1,109	1,126	1,148	1,176	1,209	1,242	1,274	1,307	1,161	1,191	1,349	1,384	1,515
		Wood Shell, Loose Seat Pad	VR	35	1	65	29W x 29D x 36.0 -43.7H	0.4	7	1,761	1,791	1,808	1,823	1,841	1,856	1,875	1,892	1,914	1,942	1,975	2,008	2,040	2,073	1,927	1,957	2,115	2,150	2,281
Stool, Five Blade Counter		Plastic Shell, Upholstered Liner	VR	35	1	30	29W x 29D x 36.5 -44.2H	0.8	11	1,089	1,150	1,181	1,213	1,248	1,280	1,315	1,352	1,394	1,449	1,515	1,580	1,646	1,712	1,362	1,417	1,676	1,734	1,949
Stool, Five Blade Counter		Fully Upholstered	VR	35	1	40	29W x 29D x 36.5 -44.2H	1.4	16	1,181	1,287	1,344	1,400	1,459	1,515	1,580	1,642	1,715	1,812	1,928	2,043	2,156	2,271	-	-	-	-	-

To Order Select Below


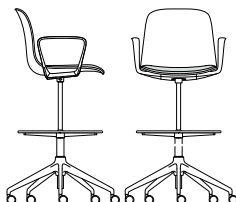

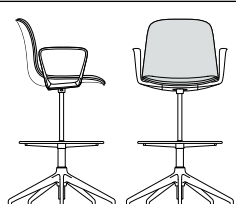

1. Series/Style/Arm	2. Upholstery	3. Height	4. Caster or Glide	5. Shell Finish	6. Frame Finish	7. Options	8. Upholstery
 VR351  Verve Stool Five Blade Counter	 10 PLASTIC SHELL 20 PLASTIC SHELL, SEAT PAD 25 PLASTIC SHELL, LOOSE SEAT PAD 30 PLASTIC SHELL, UPHOLSTERED LINER 40 FULLY UPHOLSTERED 50 WOOD SHELL 60 WOOD SHELL, SEAT PAD 65 WOOD SHELL, LOOSE SEAT PAD	 M COUNTER HEIGHT	 Caster  C1 HARD, BLACK C2 HARD, MILK WITH LIGHT GRAY TIRE C3 HARD, LIGHT GRAY CS1 SOFT, BLACK +42 CS2 SOFT, MILK WITH LIGHT GRAY TIRE +42 CS3 SOFT, LIGHT GRAY +42   Glide  PG PLASTIC GLIDES FG PLASTIC GLIDES WITH FELT PADS	 Plastic  01 BLACK MATTE 02 MILK 03 LIGHT GRAY 06 RED 10 NAVY 12 DARK GRAY 15 PALE YELLOW 16 DUSTY PINK 17 MEADOW GREEN 18 SOFT BLUE 19 SAND   Wood  DZ01 FLAT CUT WALNUT DZ02 RIFT CUT OAK	 Powder Coat +53  BL BLUE BM BLACK MATTE BR BRASS BT BLACK TWILIGHT CP CHAMPAGNE DB DARK BRONZE DG DARK GRAY DP DUSTY PINK FG FOREST GREEN   Other  AL POLISHED ALUMINUM	 CONTRASTING CT THREAD  CT unavailable on Seat Pads (Styles 20 or 60)	 See general information section for details on textile program and COM/COL information.

Cylinder and lever handles match caster color selected. On chairs with glides, cylinders and lever handles are black, unless Milk or Light Gray is the selected frame color. Exception: Polished Aluminum frames will ship with chrome cylinders.



# Verve

## STOOL: BAR FIVE BLADE, ARM

								COM	COL	Textile Upholstery Grades														Leather Upholstery Grades				
TITLE		SHELL/UPHOLSTERY	SERIES	FRAME	ARM	UPH	DIMENSIONS	YDG	SQFT	COM	A	B	C	D	E	F	G	H	I	J	K	L	M	W	X	Y	E1	E2
Stool, Five Blade Bar, Arm		Plastic Shell	VR	35	2	10	29W x 29D x 38.5 -48.5H	-	-	948	-	-	-	-	-	-	-	-	-	-	-	-	-	-	-	-	-	-
		Wood Shell	VR	35	2	50	29W x 29D x 38.5 -48.5H	-	-	1,713	-	-	-	-	-	-	-	-	-	-	-	-	-	-	-	-	-	-
Stool, Five Blade Bar, Arm		Plastic Shell, Seat Pad	VR	35	2	20	29W x 29D x 38.5 -48.5H	0.4	7	1,121	1,151	1,167	1,184	1,200	1,217	1,237	1,252	1,274	1,302	1,335	1,369	1,401	1,433	1,288	1,318	1,476	1,511	1,641
		Wood Shell, Seat Pad	VR	35	2	60	29W x 29D x 38.5 -48.5H	0.4	7	1,887	1,917	1,933	1,950	1,966	1,983	2,003	2,018	2,040	2,068	2,101	2,135	2,167	2,199	2,054	2,084	2,242	2,277	2,407
Stool, Five Blade Bar, Arm		Plastic Shell, Loose Seat Pad	VR	35	2	25	29W x 29D x 38.5 -48.5H	0.4	7	1,161	1,191	1,208	1,223	1,241	1,256	1,275	1,292	1,314	1,342	1,375	1,408	1,440	1,473	1,327	1,357	1,515	1,550	1,681
		Wood Shell, Loose Seat Pad	VR	35	2	65	29W x 29D x 38.5 -48.5H	0.4	7	1,927	1,957	1,974	1,989	2,007	2,022	2,041	2,058	2,080	2,108	2,141	2,174	2,206	2,239	2,093	2,123	2,281	2,316	2,447
Stool, Five Blade Bar, Arm		Plastic Shell, Upholstered Liner	VR	35	2	30	29W x 29D x 39.5 -49.0H	0.8	11	1,255	1,316	1,347	1,379	1,414	1,446	1,481	1,518	1,560	1,615	1,681	1,746	1,812	1,878	1,528	1,583	1,842	1,900	2,115
Stool, Five Blade Bar, Arm		Fully Upholstered	VR	35	2	40	29W x 29D x 39.5 -49.0H	1.4	16	1,347	1,453	1,510	1,566	1,625	1,681	1,746	1,808	1,881	1,978	2,094	2,209	2,322	2,437	-	-	-	-	-


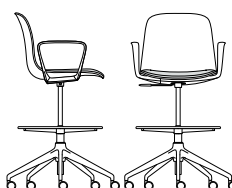








To Order Select Below

1. Series/Style/Arm	2. Upholstery	3. Height	4. Caster or Glide	5. Shell Finish	6. Frame Finish	7. Options	8. Upholstery
<div><div></div><div></div></div> <div>VR352</div> <div>Verve Stool Five Blade Bar, Arm</div>	<div><div></div><div></div></div> <div>10 PLASTIC SHELL 20 PLASTIC SHELL, SEAT PAD 25 PLASTIC SHELL, LOOSE SEAT PAD 30 PLASTIC SHELL, UPHOLSTERED LINER 40 FULLY UPHOLSTERED 50 WOOD SHELL 60 WOOD SHELL, SEAT PAD 65 WOOD SHELL, LOOSE SEAT PAD</div>	<div><div></div><div></div></div> <div>BAR H HEIGHT</div>	<div><div></div><div></div></div> <div>Caster C1 HARD, BLACK C2 HARD, MILK WITH LIGHT GRAY TIRE C3 HARD, LIGHT GRAY CS1 SOFT, BLACK +42 CS2 SOFT, MILK WITH LIGHT GRAY TIRE +42 CS3 SOFT, LIGHT GRAY +42 Glide PG PLASTIC GLIDES FG PLASTIC GLIDES WITH FELT PADS</div>	<div><div></div><div></div></div> <div>Plastic 01 BLACK MATTE 02 MILK 03 LIGHT GRAY 06 RED 10 NAVY 12 DARK GRAY 15 PALE YELLOW 16 DUSTY PINK 17 MEADOW GREEN 18 SOFT BLUE 19 SAND</div> <div><div></div><div></div></div> <div>Wood DZ01 FLAT CUT WALNUT DZ02 RIFT CUT OAK</div>	<div><div></div><div></div></div> <div>Powder Coat +65 BL BLUE BM BLACK MATTE BR BRASS BT BLACK TWILIGHT CP CHAMPAGNE DB DARK BRONZE DG DARK GRAY DP DUSTY PINK FG FOREST GREEN Other AL POLISHED ALUMINUM</div> <div><div></div><div></div></div> <div>LG LIGHT GRAY MG MEADOW GREEN MK MILK MS METALLIC SILVER NK NICKEL NV NAVY OR ORANGE PY PALE YELLOW RD RED</div>	<div><div></div><div></div></div> <div>RO RED ORANGE RR RUSTY RED SB SOFT BLUE SD SAND TC TERRACOTTA TP TAUPE TS TEXTURED SLATE YL YELLOW CT CONTRASTING THREAD CT unavailable on Seat Pads (Styles 20 or 60)</div>	<div><div></div><div></div></div> <div>See general information section for details on textile program and COM/COL information.</div>

Cylinder and lever handles match caster color selected. On chairs with glides, cylinders and lever handles are black, unless Milk or Light Gray is the selected frame color. Exception: Polished Aluminum frames will ship with chrome cylinders.

# Verve

## STOOL: COUNTER FIVE BLADE, ARM

							COM	COL	Textile Upholstery Grades														Leather Upholstery Grades					
		SHELL/UPHOLSTERY	SERIES	FRAME	ARM	UPH	DIMENSIONS	YDG	SQFT	COM	A	B	C	D	E	F	G	H	I	J	K	L	M	W	X	Y	E1	E2
<b>Stool, Five Blade Counter, Arm</b>	 	Plastic Shell	VR	35	2	10	29W x 29D x 36.0 -43.7H	-	-	948	-	-	-	-	-	-	-	-	-	-	-	-	-	-	-	-	-	-
		Wood Shell	VR	35	2	50	29W x 29D x 36.0 -43.7H	-	-	1,713	-	-	-	-	-	-	-	-	-	-	-	-	-	-	-	-	-	-
<b>Stool, Five Blade Counter, Arm</b>	 	Plastic Shell, Seat Pad	VR	35	2	20	29W x 29D x 36.0 -43.7H	0.4	7	1,121	1,151	1,167	1,184	1,200	1,217	1,237	1,252	1,274	1,302	1,335	1,369	1,401	1,433	1,288	1,318	1,476	1,511	1,641
		Wood Shell, Seat Pad	VR	35	2	60	29W x 29D x 36.0 -43.7H	0.4	7	1,887	1,917	1,933	1,950	1,966	1,983	2,003	2,018	2,040	2,068	2,101	2,135	2,167	2,199	2,054	2,084	2,242	2,277	2,407
<b>Stool, Five Blade Counter, Arm</b>	 	Plastic Shell, Loose Seat Pad	VR	35	2	25	29W x 29D x 36.0 -43.7H	0.4	7	1,161	1,191	1,208	1,223	1,241	1,256	1,275	1,292	1,314	1,342	1,375	1,408	1,440	1,473	1,327	1,357	1,515	1,550	1,681
		Wood Shell, Loose Seat Pad	VR	35	2	65	29W x 29D x 36.0 -43.7H	0.4	7	1,927	1,957	1,974	1,989	2,007	2,022	2,041	2,058	2,080	2,108	2,141	2,174	2,206	2,239	2,093	2,123	2,281	2,316	2,447
<b>Stool, Five Blade Counter, Arm</b>	 	Plastic Shell, Upholstered Liner	VR	35	2	30	29W x 29D x 36.5 -44.2H	0.8	11	1,255	1,316	1,347	1,379	1,414	1,446	1,481	1,518	1,560	1,615	1,681	1,746	1,812	1,878	1,528	1,583	1,842	1,900	2,115
<b>Stool, Five Blade Counter, Arm</b>	 	Fully Upholstered	VR	35	2	40	29W x 29D x 36.5 -44.2H	1.4	16	1,347	1,453	1,510	1,566	1,625	1,681	1,746	1,808	1,881	1,978	2,094	2,209	2,322	2,437	-	-	-	-	-

To Order Select Below

1. Series/Style/Arm	2. Upholstery	3. Height	4. Caster or Glide	5. Shell Finish	6. Frame Finish	7. Options	8. Upholstery
<div></div> <div>VR352</div> <div>Verve Stool Five Blade Counter, Arm</div>	<div><div></div><div>10   PLASTIC SHELL</div><div>20   PLASTIC SHELL, SEAT PAD</div><div>25   PLASTIC SHELL, LOOSE SEAT PAD</div><div>30   PLASTIC SHELL, UPHOLSTERED LINER</div><div>40   FULLY UPHOLSTERED</div><div>50   WOOD SHELL</div><div>60   WOOD SHELL, SEAT PAD</div><div>65   WOOD SHELL, LOOSE SEAT PAD</div></div>	<div><div></div><div>M   COUNTER HEIGHT</div></div>	<div><div></div><div>Caster</div><div>C1   HARD, BLACK</div><div>C2   HARD, MILK WITH LIGHT GRAY TIRE</div><div>C3   HARD, LIGHT GRAY</div><div>CS1   SOFT, BLACK   <b>+42</b></div><div>CS2   SOFT, MILK WITH LIGHT GRAY TIRE   <b>+42</b></div><div>CS3   SOFT, LIGHT GRAY   <b>+42</b></div><div><div></div>Glide</div><div>PG   PLASTIC GLIDES</div><div>FG   PLASTIC GLIDES WITH FELT PADS</div></div>	<div><div></div>Plastic</div> <div>01   BLACK MATTE</div> <div>02   MILK</div> <div>03   LIGHT GRAY</div> <div>06   RED</div> <div>10   NAVY</div> <div>12   DARK GRAY</div> <div>15   PALE YELLOW</div> <div>16   DUSTY PINK</div> <div>17   MEADOW GREEN</div> <div>18   SOFT BLUE</div> <div>19   SAND</div> <div><div></div>Wood</div> <div>DZ01   FLAT CUT WALNUT</div> <div>DZ02   RIFT CUT OAK</div>	<div><div></div>Powder Coat   <b>+65</b></div> <div>BL   BLUE</div> <div>BM   BLACK MATTE</div> <div>BR   BRASS</div> <div>BT   BLACK TWILIGHT</div> <div>CP   CHAMPAGNE</div> <div>DB   DARK BRONZE</div> <div>DG   DARK GRAY</div> <div>DP   DUSTY PINK</div> <div>FG   FOREST GREEN</div> <div><div></div>Other</div> <div>AL   POLISHED ALUMINUM</div> <div>LG   LIGHT GRAY</div> <div>MG   MEADOW GREEN</div> <div>MK   MILK</div> <div>MS   METALLIC SILVER</div> <div>NK   NICKEL</div> <div>NV   NAVY</div> <div>OR   ORANGE</div> <div>PY   PALE YELLOW</div> <div>RD   RED</div> <div>RO   RED ORANGE</div> <div>RR   RUSTY RED</div> <div>SB   SOFT BLUE</div> <div>SD   SAND</div> <div>TC   TERRACOTTA</div> <div>TP   TAUPE</div> <div>TS   TEXTURED SLATE</div> <div>YL   YELLOW</div>	<div><div></div>CONTRASTING CT   THREAD</div> <div>CT unavailable on Seat Pads (Styles 20 or 60)</div>	<div><div></div>See general information section for details on textile program and COM/COL information.</div>

Cylinder and lever handles match caster color selected. On chairs with glides, cylinders and lever handles are black, unless Milk or Light Gray is the selected frame color. Exception: Polished Aluminum frames will ship with chrome cylinders.