

# BERNHARDT | design

## Neighborhood™

Joe Gebbia



# BERNHARDT | design

## Neighborhood™

Joe Gebbia



### Mobile Lounge

Brushed Aluminum Handle

W21" D31  $\frac{3}{8}$ " H28  $\frac{7}{8}$ "

Seat Height: 16  $\frac{1}{2}$ "




### Single Seat Module

Straight Connector

Single-Sided

W21" D31  $\frac{1}{4}$ " H28  $\frac{7}{8}$ "

Seat Height: 16  $\frac{1}{2}$ "



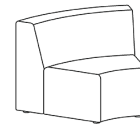
### Single Seat Module

Left or Right End Facing

Single-Sided

W21" D31  $\frac{1}{4}$ " H28  $\frac{7}{8}$ "

Seat Height: 16  $\frac{1}{2}$ "



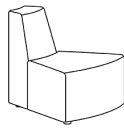
### 45° Module

Curved Connector

Single-Sided

W41  $\frac{3}{8}$ " D32  $\frac{5}{8}$ " H28  $\frac{7}{8}$ "

Seat Height: 16  $\frac{1}{2}$ "



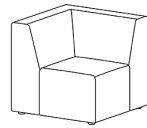
### 45° Module

Inverted Curved Connector

Single-Sided

W31  $\frac{1}{4}$ " D31  $\frac{1}{2}$ " H28  $\frac{7}{8}$ "

Seat Height: 16  $\frac{1}{2}$ "



### 90° Single Seat Module

Corner Connector

Single-Sided

W43  $\frac{3}{8}$ " D43  $\frac{3}{8}$ " H28  $\frac{7}{8}$ "

Seat Height: 16  $\frac{1}{2}$ "



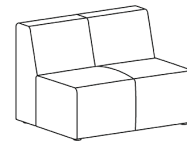
### 90° Single Seat Module

Curved Connector

Single-Sided

W43  $\frac{3}{8}$ " D43  $\frac{3}{8}$ " H28  $\frac{7}{8}$ "

Seat Height: 16  $\frac{1}{2}$ "



### Two-Seat Module

Straight Connector

Single-Sided

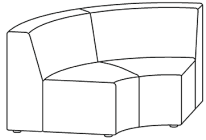
W41  $\frac{1}{2}$ " D31  $\frac{3}{8}$ " H28  $\frac{7}{8}$ "

Seat Height: 16  $\frac{1}{2}$ "

# BERNHARDT | design

## Neighborhood™

Joe Gebbia



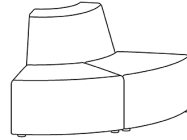
### 90° Two-Seat Module

Curved Connector

Single-Sided

W65 $\frac{1}{8}$ " D35 $\frac{1}{4}$ " H28 $\frac{7}{8}$ "

Seat Height: 16 $\frac{1}{2}$ "



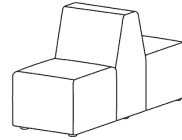
### 90° Two-Seat Module

Inverted Curved Connector

Single-Sided

W57 $\frac{3}{4}$ " D33 $\frac{1}{2}$ " H28 $\frac{7}{8}$ "

Seat Height: 16 $\frac{1}{2}$ "




### Single Seat Module

Straight Connector

Double-Sided

W21" D56" H28 $\frac{7}{8}$ "

Seat Height: 16 $\frac{1}{2}$ "



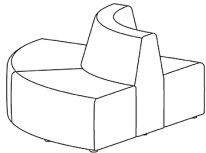
### Single Seat Module

End Facing

Double-Sided

W21" D56" H28 $\frac{7}{8}$ "

Seat Height: 16 $\frac{1}{2}$ "



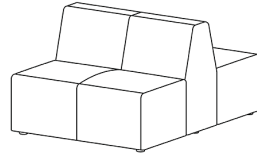
### 90° Module

Curved Connector

Double-Sided

W78 $\frac{5}{8}$ " D56" H28 $\frac{7}{8}$ "

Seat Height: 16 $\frac{1}{2}$ "



### Two-Seat Module

Straight Connector

Double-Sided

W41 $\frac{1}{2}$ " D56" H28 $\frac{7}{8}$ "

Seat Height: 16 $\frac{1}{2}$ "



### End Table Module

Upholstered Base

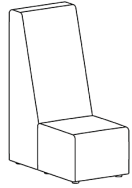
Double-Sided

W78 $\frac{5}{8}$ " D56" H15 $\frac{1}{2}$ "

# BERNHARDT | design

## Neighborhood™

Joe Gebbia



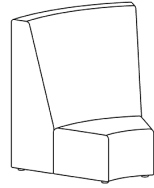
### Single Seat Privacy Module

Straight Connector

Single-Sided

W21 1/2" D37" H48 7/8"

Seat Height: 16 1/2"



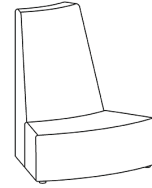
### 45° Privacy Module

Curved Connector

Single-Sided

W46" D38 1/2" H48 7/8"

Seat Height: 16 1/2"



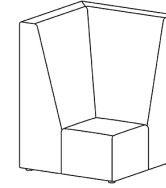
### 45° Privacy Module

Inverted Curved Connector

Single-Sided

W45 7/8" D38 1/4" H48 7/8"

Seat Height: 16 1/2"



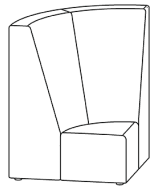
### 90° Single-Seat Privacy Module

Corner Connector

Single-Sided

W51 5/8" D51 1/2" H48 7/8"

Seat Height: 16 1/2"



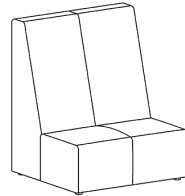
### 90° Single-Seat Privacy Module

Curved Connector

Single-Sided

W51 5/8" D51 1/2" H48 7/8"

Seat Height: 16 1/2"




### Two-Seat Privacy Module

Straight Connector

Single-Sided

W41 1/2" D37" H48 7/8"

Seat Height: 16 1/2"




### 90° Two-Seat Privacy Module

Curved Connector

Single-Sided

W73 1/2" D41 1/2" H48 7/8"

Seat Height: 16 1/2"



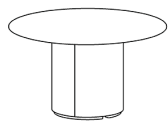
### 90° Two-Seat Privacy Module

Inverted Curved Connector

Single-Sided

W85 1/2" D43 1/2" H48 7/8"

Seat Height: 16 1/2"



## **Round Table**

Upholstered Base

Mid Height

W22 – 42" D22 – 42"

H23<sup>3</sup>/<sub>4</sub>"