

## CODE NUMBER

3335060

## DESCRIPTION

Battery Power Supply, Mixer Not Included, Polished Chrome Finish, 0.5 gpm, Aerated Spray, Infrared Sensor, Optima® Battery-Powered Deck-Mounted Mid Body.

## DETAILS

- Flow Rate: 0.5 gpm (1.9 Lpm) (0.5GPM)
- Spray Type: Aerated (AER)
- Sensor Type: Infrared
- Mounting Type: Single Hole
- Power Supply: Battery (BAT)
- Temperature Mixer: Mixer Not Included
- Finish: Polished Chrome (CP)
- Factory Default Timeout: 30 seconds
- Factory Default Gallons per Cycle: 0.25

## FEATURES

Commercial Grade, ADA Compliant, Electronic, Sensor-Activated, Cast Brass Hand Washing Faucet with the following features:

- Double Infrared Sensors with Automatic Setting Feature and Microprocessor
- Automatic Self-adapting Sensor Technology
- Low Battery Indicator
- Magnetic Solenoid Valve
- Water Supply Connection with Flexible High-pressure Hose and Strainer
- 6 volt Lithium CR-P2 Commercial Battery included
- Appropriate Mounting Hardware included
- IQ-Click feature permits activation of continuous run and temporary off modes

## ELECTRICAL SPECIFICATIONS

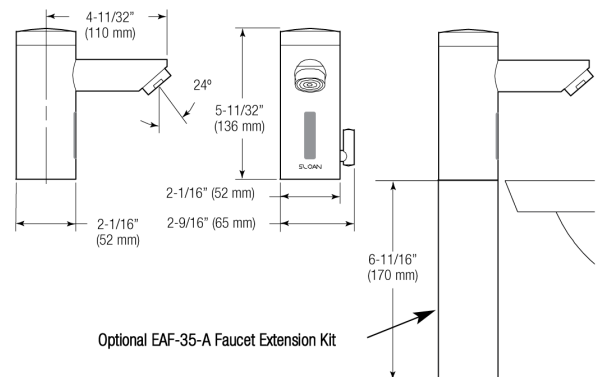
- Battery Life: 3 years 8,000 cycles/month
  - Optional power harvesting significantly extends service life
- Sensor Range: 4" - 5" (102 - 127mm)
- Timeout Adjustment Settings: 30s

## VIDEOS

- PVD Special Finishes

## DOWNLOADS

- [EAF 200/225/250/275 Installation Instructions](#)
- [EAF 200/225/250/275 \(SP\) Installation Instructions](#)
- [Faucet Spray Heads Repair and Maintenance Guide](#)
- [Optima Plus EAF 250 Repair and Maintenance Guide](#)
- [Trim Plate Guide](#)
- [Additional Downloads](#)



## COMPLIANCES & CERTIFICATIONS



(ADA Compliant, ASME A112.18.1 Compliant, BREEAM Materials Credit, BREEAM Water Credit, CEC Compliant, cUPC Certified, UPC Certified, UPC Low Lead Compliant, cUPC Low Lead Compliant, EPD, Green Globes Materials & Resources Credit, Green Globes Water Credit, HPD, IAPMO, LEED Materials & Resources EPD Credit, LEED Materials & Resources HPD Credit, WaterSense Listed, NSF-61, NYC604.4, Proposition 65, Satisfies LEED Credits, TAS, WELL Building Standard)

## NOTES

All information contained within this document subject to change without notice.

Looking for other variations of the EAF-250 product? [View the](#)

[general spec sheet with all options.](#)

[Find a matching soap dispenser for this faucet.](#)

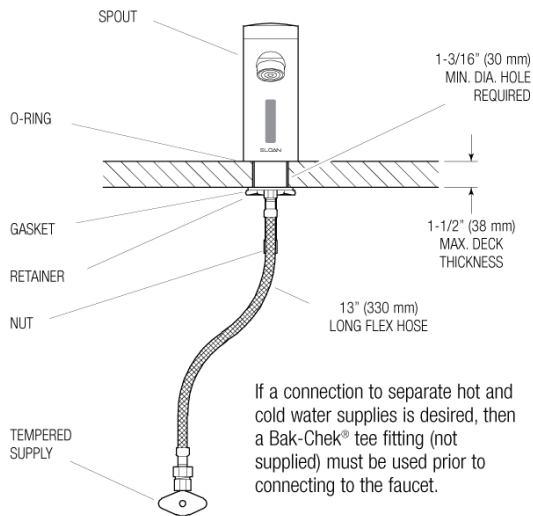
[Find a compatible sink for this faucet.](#)

## WARRANTY

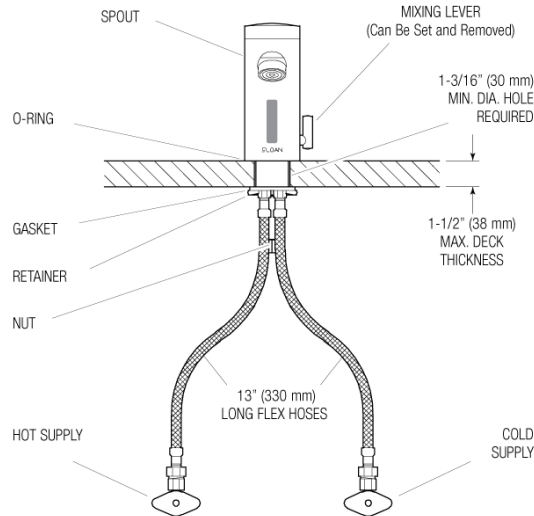
[View Warranty Information](#)

## ROUGH-IN

**EAF-250**  
**Faucets with Single Line Water Supply**



**EAF-250-ISM, EAF-250-ISM-IC AND  
 EAF-250-ISM-DPU-IC**  
**Faucets with Hot and Cold Water Supply**



When the EAF faucet is installed on a sink that has three (3) hole punchings, a Trim Plate should be used. **Trim Plates must be specified and ordered separately:**

**ETF-312-A**  
 Trim Plate for 4" (102 mm)  
 Centerset Sink

**ETF-510-A**  
 Trim Plate for 8" (204 mm)  
 Centerset Sink