
PixelTM Collection


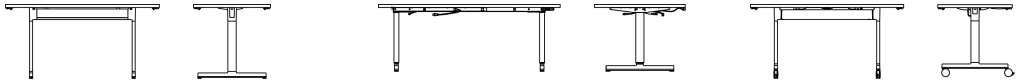
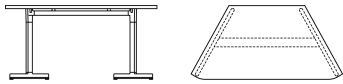
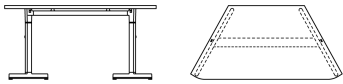
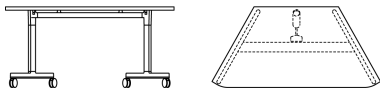
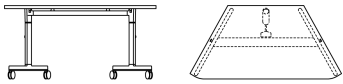
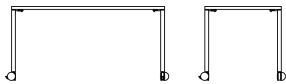
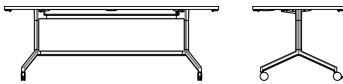
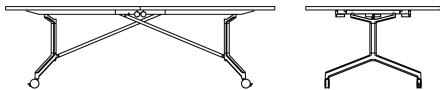

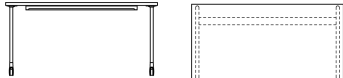
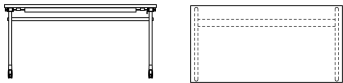
Price List
July 2024

Knoll


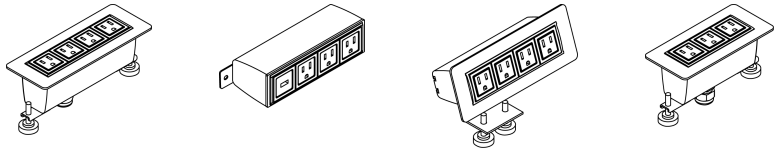
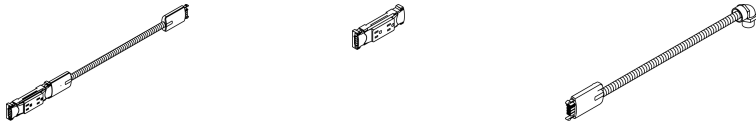

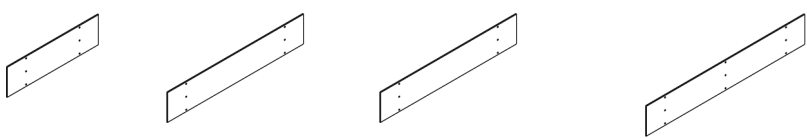
Table of Contents

Introduction	Visual Index	2
	Using the Pixel Price List	4
	Intertek Clean Air Certified Pixel Products	5
	Materials and Finishes	6
	Product Maintenance	7
	Placing Your Pixel Order	8
Pixel Collection	Marc Krusin : Pixel™ Table Series	10
	Marc Krusin : Pixel™ Electrical	40
	Marc Krusin : Pixel™ Accessories	52
Selling Policy		62
General Ordering Information		64

Visual Index

Page	PIXEL COLLECTION	
12	KRUSIN	Pixel™ C-Leg tables
		
20		Pixel™ T-Leg tables
		
24		Pixel™ Trapezoid tables Fixed Top, Work Height
		
		Pixel™ Trapezoid Tables Fixed Top, Pin Set Height
		
		Pixel™ Trapezoid Flip Top tables Work Height, Casters
		
		Pixel™ Trapezoid tables Pin Set Height Adjustable
		
32		Pixel™ Four Leg tables
		
		Pixel™ Y-Leg tables
		
		Pixel™ Y-Fold table
		
36		Pixel™ Column Leg tables
		
36		Pixel™ S table Series C-Leg Fixed Top
		
		C-Leg Flip Top
		

Visual Index

Page	PIXEL COLLECTION, continued	
42	KRUSIN	Pixel™ Electrical
		
44		Pixel™ Electrical (continued)
		
50		Pixel™ Trac
		
52		Pixel™ Wire Management
		
54		Pixel™ Modesty Screens
		

Using the Pixel Price List

A Price List Overview

Where do I send my order? How should I maintain my marble table? From textile options to wood polishes, the KnollStudio price list is designed to provide you with everything you need to know in order to understand, specify, and care for furniture in the KnollStudio Collection.

This book is divided into three easy-to-use sections.

- Propeller Table Series
- Pixel™ Tables Series
- LSM Conference Tables

For a quick overview of the collection's scope, review the Visual Index on pages 0-3. If you're looking for pieces by a specific designer, try the Designer Index on page 0.

Finishes

For detailed explanations of the many materials used in constructing KnollStudio furniture, consult page 7. A cross-reference of KnollStudio veneer or lumber finishes with standard Knoll Office veneers is provided on page 7. Easy-care maintenance information is also provided on pages 8-9.

Placing Your KnollStudio Order

For information about where to send your order and key terms and conditions, see page 9. The complete Knoll Selling Policy is available on pages 64-65.

General Ordering Information and Knoll's Sustainability Statement is available on page 66

Product Information On Each Page

On each page, the following features will assist you:

Description provides both the pattern number and a basic description of the product.

Dimensions provide the overall space the product will require. Statistics are based on the maximum width, depth, and height of the product.

Weight is based on the product itself. It does not include packaging. Weights are rounded to the nearest pound.

Weights of upholstered items do not include weight of textile/leather. To calculate total weight, multiply covering requirements by textile/leather weight, and add to product weight.

Pattern Number provides both the product identification number and all additional selections required for ordering. Finish options are enclosed in parentheses. Finish suffix descriptions are found under Finishes on the bottom portion of the page.

Order Code/Ordering Information outlines exactly how to specify KnollStudio product and the full scope of finishes and other options. The Order Code provides an example of how one pattern number on the page is specified.

Construction provides specific materials and finishes employed, as well as specific construction details.

Note to Knoll Dealer Sellers:

The products contained in this price list are also available through the Knoll Essentials program, with limited exceptions. For additional information, please contact your customer service representative or visit Knoll Exchange.

For More Information

For more information, contact your KnollStudio representative, a Knoll Space reailer or e-tailer, or telephone Customer Services at 800 343-KNOLL. To find the retailer or showroom nearest you, visit www.knoll.com.

Intertek Clean Air Certified Pixel Products

Intertek Clean Air Certification

Intertek's Clean Air Certification validates the level of volatile organic compound (VOC) emissions from products. VOCs are gases emitted from products and include a variety of chemicals that may effect consumers' health in the short- and long-term. Both Intertek Clean Air GOLD and SILVER certifications ensure the user-health, safety and sustainability of Knoll products. A selection of Knoll Office and KnollStudio products are Intertek certified Clean Air, most of which are certified GOLD, which imposes more rigorous standards than certified SILVER.

- USGBC LEED credits
- California 01350 Special Environmental Requirements (CDPH)
- California Department of General Service (DGS) Indoor Air Quality Specifications for Open Panel Office Furniture
- Compliant to BIFMA e3 standard credit 7.6.2 and 7.6.3


KnollStudio Natural Materials

Wood and marble are natural materials that vary. Use material samples and printed sample materials as reference only. KnollStudio printed and finish samples offer an example of what an “average” natural material may look like, within a range of acceptance carefully delineated by Knoll. Because of the breadth of variations possible with any natural material, Knoll specialists select these materials with stringent criteria, accepting only the top 3 - 5% of what is available.

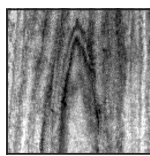
Wood

Knoll Natural Veneers

All natural finishes are selected from the finest hardwoods available around the world. Veneers are flat cut and carefully matched so that cathedral or heart patterns are perfectly balanced. Natural veneers also are cut to allow a generous margin of quarter-grain figuring ensuring invisible splicing.



*Quarter
Pattern*



*Cathedral
Pattern*

Marble

Knoll selects the highest quality, structurally sound marble through a host of quarries in the United States, Turkey, Spain, Slovenia and Italy. Because each mountain range and quarry have their own signature, every marble piece - even within a single quarry - is unique. Hues, veins, crystals, fossils, clouds, and distinctive marks will vary from piece to piece. This is the extraordinary character of stone as a material. Its high quality and its unique nature give the Knoll tables a feel of incredible sculptural beauty. The following are the marbles that KnollStudio offers:

Coated Marbles

Coated Marbles

Coated marbles have transparent, high-polish, polyester coating to prevent use-associated stains. Even with this protection, coated marbles should not be used outdoors. Stains should be wiped immediately. Coating will yellow over time.

Satin Coated Marble

Satin coated marbles have transparent satin polyester coating to prevent use-associated stains. This satin finish gives the stone a natural, honed appearance while providing the same protective qualities as the Coated Marbles. Even with this protection, satin coated marbles should not be used outdoors. Stains should be wiped immediately. Coating will yellow over time.

Arabescato

Ivory white with dark grey veining. May contain random green veins.

Calacatta

Ivory white. Gold and beige random veins with additional veins varying from cream to green and grey.

Grey Marble

Grey with black and white veins. Hues vary in tone and intensity.

Man-Made Materials & Finishes

Stainless Steel

Completely rust-proof, highly durable, and resistant to bending stress.

Polished Chrome

Several-step plating process that includes a heavy layer of nickel for added rust protection and a bright mirror finish.

Satin Chrome

Chrome plating applied for a soft satinized chrome finish with a higher nickel content.

Polished Aluminum

A shiny, polished finish.

Clear Anodized Aluminum

A light grey satin finish.

Laminate

An exceptionally durable plastic surface. Highly resistant to most chemicals and extensive wear.

Vetro Bianco:

Vetro Bianco is an engineered resin free quartz surface. The brilliant white surface is nonporous, stain proof, and extremely durable making it suitable for indoor and outdoor use.

Product Maintenance

With proper care, your KnollStudio furniture should last for years to come. To help ensure the longevity of your purchase, below are helpful hints on routine cleaning for your KnollStudio piece. Most basic maintenance can be performed with common household cleaning products.

Wood

Clean with a commercial brand of liquid furniture polish twice a month. For stubborn dirt or light scratches, rub lightly with very fine steel wool before using furniture polish. Steel wool Grade #0000 is recommended. To rejuvenate luster, apply a furniture cream as a last step. Do not use water or household solvents: they will destroy the protective finish.

Marble with Polyester Coating

Wash with lukewarm water. Wash more thoroughly with Windex, Fantastik, Ivory Flakes in warm water, or other non-abrasive solutions. Rinse with warm water and dry with a soft cloth.

Vetro Bianco

Wash surface with lukewarm water. Clean more thoroughly with a non-abrasive solution such as Windex or Fantastik. Rinse with warm water and dry with a soft cloth. Wipe off stains immediately with water and a soft cloth. Never use steel wool or other abrasives on surface.

Glass/Acrylic Polycarbonate

Clean with Windex, Fantastik or other non-abrasive cleaning solutions. Wipe dry with a clean cloth.

Laminate/Melamine

Scrub with Windex, Fantastik, Mr. Clean, or other household soaps or detergents well dissolved in water, or with a very soft cloth dampened with alcohol or a synthetic thinner. For a dull finish, rub with jeweler's rouge as a polishing agent and finish with paste wax. Never use abrasives. Remove stubborn stains with Soft Scrub.

Stainless Steel

Use Windex, Fantastik, or other non-abrasive household cleaners. For small scratches, rub with Comet, Ajax, or other mild abrasives in the direction of the grain. Apply a coat of auto wax to maintain beauty.

Chrome/Satin Chrome

Clean with Windex or an automotive chrome cleaner such as Semi-Chrome twice a month. Apply a coat of hard paste wax to protect against moisture.

Polished Aluminum

Clean with Windex, Fantastik, or other non-abrasive cleaning solutions. Coat with a hard paste wax semi-annually to maintain luster and prevent discoloration.

Anodized Aluminum

Clean with mild soaps, detergents, or other non-abrasive cleaning agents. Apply paste wax or DuPont non-abrasive car polish #7 twice a year to prevent oxidation.

For stubborn stains or discolorations, apply navel jelly aluminum cleaner.

Urethane Edge

Clean with household soaps and detergents well dissolved in water. Do not use abrasive cleaning solutions.

Powder Coat Paint

Clean with Windex or Endust using a soft cloth. Remove stubborn stains with Soft Scrub.

Placing Your Pixel Order

Use the Following Address:

If you would like to send an order directly to our order entry departments, please use the following address:

Knoll, Inc.
P.O. Box 157
East Greenville, PA 18041
Attn: Order Entry

Fax: 215 679-1570
Tel: 800 343-KNOLL

When Placing Your Order, Include:

- All information requested on the order form.
- Local taxes for the “delivered to” address.
- For orders \$2,000 or under (including applicable taxes and delivery/installation fees, if any), full payment must be made when order is placed.
- For orders over \$2,000, a deposit equal to one-half of the complete order value is required at order placement. Balance must be settled before shipment.

Key Points to Remember:

All accepted orders will be confirmed in writing on the Knoll standard acknowledgement form. A copy of the acknowledgement will be mailed to the customer prior to production.

Freight within the 48 contiguous United States and Canada, excluding the Yukon, Northwest Territories and Newfoundland, is prepaid and included in the price of all orders.

For residential orders, Knoll strongly recommends White Glove delivery service to most locations in the Continental United States and Canada. White Glove service includes inside delivery, unpacking, furniture installation and removing cartons and crates. The fee for this service will be quoted at the point of purchase.

KnollStudio’s limited warranty covers all furniture against manufacturing defects in this price list for a period of five years after delivery to the customer.




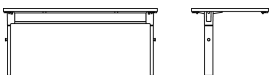

All pricing is in U.S. dollars.

For More Information:

For complete Knoll Selling Policy and warranty information, please refer to pages 64-65 in the back of this price list.

For additional information on KnollStudio, contact your KnollStudio representative, a Knoll Space retailer or e-tailer, or telephone Customer Services at 800 343-KNOLL. To find the retailer or showroom nearest you, visit www.knoll.com.

Marc Krusin
Pixel™ Table Series
C-Leg Advanced Tables, Fixed Top






	description	w	d	h	leg type	table wgt. (lbs)
Designer(s): Marc Krusin, 2015 Award(s): Best of Neocon Gold Award, 2015	KCXW Work Height, Fixed Top 	48"	18"	28 3/4"	C-Leg	52
		60"	18"	28 3/4"	C-Leg	61
		72"	18"	28 3/4"	C-Leg	70
		48"	21"	28 3/4"	C-Leg	63
		60"	21"	28 3/4"	C-Leg	74
		72"	21"	28 3/4"	C-Leg	85
		48"	24"	28 3/4"	C-Leg	63
		60"	24"	28 3/4"	C-Leg	74
		72"	24"	28 3/4"	C-Leg	85
		48"	30"	28 3/4"	C-Leg	74
 	KCXA Pin Set Height Adjustable, Fixed Top 	60"	30"	28 3/4"	C-Leg	87
		72"	30"	28 3/4"	C-Leg	101
		48"	18"	28 3/4 - 34"	C-Leg	55
		60"	18"	28 3/4 - 34"	C-Leg	64
		72"	18"	28 3/4 - 34"	C-Leg	73
		48"	21"	28 3/4 - 34"	C-Leg	66
		60"	21"	28 3/4 - 34"	C-Leg	77
		72"	21"	28 3/4 - 34"	C-Leg	89
		48"	24"	28 3/4 - 34"	C-Leg	66
		60"	24"	28 3/4 - 34"	C-Leg	77
	KGANG Pixel ganging mechanism 	72"	24"	28 3/4 - 34"	C-Leg	89
		48"	30"	28 3/4 - 34"	C-Leg	77
		60"	30"	28 3/4 - 34"	C-Leg	91
		72"	30"	28 3/4 - 34"	C-Leg	104

pattern no.	laminate/flat edge	laminate/molded edge	veneer/wood
KCXW4818-(-)(-)(-)(-)	\$2,373.	\$2,539.	\$4,178.
KCXW6018-(-)(-)(-)(-)	\$2,477.	\$2,662.	\$4,359.
KCXW7218-(-)(-)(-)(-)	\$2,566.	\$2,765.	\$4,571.
KCXW4821-(-)(-)(-)(-)	\$2,458.	\$2,636.	\$4,379.
KCXW6021-(-)(-)(-)(-)	\$2,568.	\$2,766.	\$4,640.
KCXW7221-(-)(-)(-)(-)	\$2,663.	\$2,889.	\$4,905.
KCXW4824-(-)(-)(-)(-)	\$2,458.	\$2,636.	\$4,379.
KCXW6024-(-)(-)(-)(-)	\$2,568.	\$2,766.	\$4,640.
KCXW7224-(-)(-)(-)(-)	\$2,663.	\$2,889.	\$4,905.
KCXW4830-(-)(-)(-)(-)	\$2,577.	\$2,773.	\$4,654.
KCXW6030-(-)(-)(-)(-)	\$2,698.	\$2,916.	\$4,966.
KCXW7230-(-)(-)(-)(-)	\$2,804.	\$3,049.	\$5,193.
KCXA4818-(-)(-)(-)(-)	\$2,653.	\$2,814.	\$4,424.
KCXA6018-(-)(-)(-)(-)	\$2,752.	\$2,938.	\$4,608.
KCXA7218-(-)(-)(-)(-)	\$2,841.	\$3,053.	\$4,819.
KCXA4821-(-)(-)(-)(-)	\$2,734.	\$2,913.	\$4,630.
KCXA6021-(-)(-)(-)(-)	\$2,842.	\$3,047.	\$4,887.
KCXA7221-(-)(-)(-)(-)	\$2,939.	\$3,168.	\$5,147.
KCXA4824-(-)(-)(-)(-)	\$2,734.	\$2,913.	\$4,630.
KCXA6024-(-)(-)(-)(-)	\$2,842.	\$3,047.	\$4,887.
KCXA7224-(-)(-)(-)(-)	\$2,939.	\$3,168.	\$5,147.
KCXA4830-(-)(-)(-)(-)	\$2,853.	\$3,047.	\$4,906.
KCXA6030-(-)(-)(-)(-)	\$2,972.	\$3,197.	\$5,210.
KCXA7230-(-)(-)(-)(-)	\$3,079.	\$3,328.	\$5,437.
KGANG	\$42.	n/a	n/a

Order Code	Finishes
<i>Example:</i> KCXW7224-C-114-004T-Y-115T	
KCXW7224 72" x 24" Work Height, Fixed Top	<i>Colored laminate finishes:</i> Bright White, matte (suffix 118) Folkstone, matte (suffix 114) Black, matte (suffix 111)
C Locking casters	<i>Molded edgeband finishes:</i> Black (suffix 300M) Mink (suffix 324M) Innertone (suffix 386M) Platinum (suffix 367M) Folkstone (suffix 004M)
114 Folkstone laminate	<i>Leg finishes:</i> Jet Black (suffix 111T) Bright White (suffix 118T) * Medium Grey (suffix 115T) Sterling (suffix 906T)
004T Folkstone flat edgeband	<i>Glides/Casters:</i> Glides (suffix G) Casters (suffix C)
Y No grommet	<i>Hybrid Chrome Base:</i> Chromed legs are available on KCXW at an upcharge of \$891 list. Legs and feet will be chromed while the horizontal trough will be in a standard Pixel paint finish. Place suffix C after leg finish suffix. Please note Hybrid Chrome base is not available on 18" depth tables on casters.
115T Medium Grey legs	<i>Example:</i> KCXW6030-C-118-300-Y-118T-C
<i>Specify:</i>	
1. Pattern number	<i>Woodgrain laminate finishes:</i> Medium Cherry (suffix 124) Natural Maple (suffix 125) Natural Cherry (suffix 126) Walnut (suffix 127) Light Ash (suffix 139) Warm Ash (suffix 140) Whitened Ash (suffix 141) Grey Ash (suffix 142) Classic Oak (suffix 143) Graphite Pear (suffix 144)
2. Locking casters or glide selection	<i>Veneer top/edge finishes:</i> American Walnut (suffix AW) Natural Oak (suffix ON) Fumed Oak (suffix OF) Ebonized Oak (suffix OE)
3. Top finish selection	<i>Flat edgeband finishes:</i> Black (suffix 111) Mink (suffix 324) Innertone (suffix 386) Platinum (suffix 367) Folkstone (suffix 004) White (suffix 118)
4. Edgeband selection	<i>Woodgrain flat edgeband finishes:</i> Medium Cherry (suffix 124) Natural Maple (suffix 125) Natural Cherry (suffix 126) Walnut (suffix 127) Light Ash (suffix 139) Warm Ash (suffix 140) Whitened Ash (suffix 141) Grey Ash (suffix 142) Classic Oak (suffix 143) Graphite Pear (suffix 144)
5. Cutout option	
6. Leg finish	
	<i>Note:</i> Glides are not available on flip top tables.

Electrical	Construction	Features
<p><i>Cutout Options: (\$33 list per cutout)</i></p> <p>Tables may be specified with no cutouts (code Y). For single or double cutout codes, please choose your electrical module(s) then refer to the cutout matrix on page 0 for the proper cutout code.</p> <p><i>Note:</i></p> <p>Grommet cover must be ordered separately if specifying a grommet cutout. Please refer to pg. 174-175.</p>	<p><i>Laminate and Veneer tops:</i></p> <p>Constructed of particle board substrates sandwiched between laminate or wood veneer top and phenolic backer sheet bottom. Laminate tops can be specified with a flat ABS or molded urethane edge. Veneer tops will have matching solid wood edge. Solid wood edges can be specified on corner wedge tops with a wood veneer top. Edge and top will match.</p> <p><i>Legs:</i></p> <p>Legs are constructed using a combination of cast and extruded aluminum. Base and upper mounting plates are cast aluminum and bolted to an extruded aluminum vertical stem. Finished in a highly durable textured powder coat paint.</p>	<p><i>Ganging tables:</i></p> <p>Each table is fitted with a Pixel connector on the underside of each corner. To join the tables, align the mechanisms and slide the lever along the curved path to engage.</p> <p>Trough cutout on C-Leg Only</p> <p>TAS - Center Cutout</p> <p>C-Leg tables may be specified with a center trough cutout but only if no box cutouts are specified on the top.</p> <p><i>Maintenance:</i></p> <p>See pages 7.</p> <p><i>Note:</i></p> <p>Pixel tables are certified Clean Air GOLD.</p>

Marc Krusin
Pixel™ Table Series
C-Leg Advanced Tables, Flip Top

	description	w	d	h	leg type	table wgt. (lbs)	
<i>Designer(s):</i> Marc Krusin, 2015 <i>Award(s):</i> Best of Neocon Gold Award, 2015	KCPW Work Height, Flip Top, Casters  	48"	18"	28 3/4"	C-Leg	74	
		60"	18"	28 3/4"	C-Leg	66	
		72"	18"	28 3/4"	C-Leg	75	
		48"	21"	28 3/4"	C-Leg	74	
		60"	21"	28 3/4"	C-Leg	78	
		72"	21"	28 3/4"	C-Leg	91	
		48"	24"	28 3/4"	C-Leg	74	
		60"	24"	28 3/4"	C-Leg	78	
		72"	24"	28 3/4"	C-Leg	91	
		48"	30"	28 3/4"	C-Leg	74	
		60"	30"	28 3/4"	C-Leg	93	
		72"	30"	28 3/4"	C-Leg	106	
	KCPA Pin Set Height Adjustable, Flip Top, Casters  	48"	21"	28 3/4 - 33 1/4"	C-Leg	71	
		60"	21"	28 3/4 - 33 1/4"	C-Leg	82	
		72"	21"	28 3/4 - 33 1/4"	C-Leg	94	
		48"	24"	28 3/4 - 33 1/4"	C-Leg	71	
		60"	24"	28 3/4 - 33 1/4"	C-Leg	82	
		72"	24"	28 3/4 - 33 1/4"	C-Leg	94	
		48"	30"	28 3/4 - 33 1/4"	C-Leg	82	
		60"	30"	28 3/4 - 33 1/4"	C-Leg	96	
		72"	30"	28 3/4 - 33 1/4"	C-Leg	109	
		KGANG Pixel ganging mechanism					
							

pattern no.	laminate/flat edge	laminate/molded edge	veneer/wood
KCPW4818-(C)-()-()-()	\$2,619.	\$2,782.	\$4,515.
KCPW6018-(C)-()-()-()	\$2,724.	\$2,913.	\$4,706.
KCPW7218-(C)-()-()-()	\$2,817.	\$3,028.	\$4,919.
KCPW4821-(C)-()-()-()	\$2,701.	\$2,881.	\$4,722.
KCPW6021-(C)-()-()-()	\$2,817.	\$3,022.	\$4,989.
KCPW7221-(C)-()-()-()	\$2,916.	\$3,147.	\$5,249.
KCPW4824-(C)-()-()-()	\$2,701.	\$2,881.	\$4,722.
KCPW6024-(C)-()-()-()	\$2,817.	\$3,022.	\$4,989.
KCPW7224-(C)-()-()-()	\$2,916.	\$3,147.	\$5,249.
KCPW4830-(C)-()-()-()	\$2,825.	\$3,018.	\$5,002.
KCPW6030-(C)-()-()-()	\$2,946.	\$3,170.	\$5,314.
KCPW7230-(C)-()-()-()	\$3,061.	\$3,310.	\$5,540.
KCPA4821-(C)-()-()-()	\$2,898.	\$3,077.	\$4,894.
KCPA6021-(C)-()-()-()	\$3,013.	\$3,219.	\$5,158.
KCPA7221-(C)-()-()-()	\$3,113.	\$3,343.	\$5,422.
KCPA4824-(C)-()-()-()	\$2,898.	\$3,077.	\$4,894.
KCPA6024-(C)-()-()-()	\$3,013.	\$3,219.	\$5,158.
KCPA7224-(C)-()-()-()	\$3,113.	\$3,343.	\$5,422.
KCPA4830-(C)-()-()-()	\$3,018.	\$3,218.	\$5,173.
KCPA6030-(C)-()-()-()	\$3,146.	\$3,368.	\$5,486.
KCPA7230-(C)-()-()-()	\$3,257.	\$3,507.	\$5,717.
KGANG	\$42.	n/a	n/a

Order Code	Finishes		
<i>Example:</i> KCPW7224-C-114-004T-Y-115T	<i>Colored laminate finishes:</i> Bright White, matte (suffix 118) Folkstone, matte (suffix 114) Black, matte (suffix 111)	<i>Molded edgeband finishes:</i> Black (suffix 300M) Mink (suffix 324M) Innertone (suffix 386M) Platinum (suffix 367M) Folkstone (suffix 004M)	Hybrid Chrome Base: Chromed legs are available on KCPW at an upcharge of \$891 list. Legs and feet will be chromed while the horizontal trough will be in a standard Pixel paint finish. Place suffix C after leg finish suffix. Please note Hybrid Chrome base is not available on 18" depth tables on casters. <i>Example:</i> KCPW6030-C-118-300-Y-118T-C
C Locking casters	<i>Woodgrain laminate finishes:</i> Medium Cherry (suffix 124) Natural Maple (suffix 125) Natural Cherry (suffix 126) Walnut (suffix 127) Light Ash (suffix 139) Warm Ash (suffix 140) Whitened Ash (suffix 141) Grey Ash (suffix 142) Classic Oak (suffix 143) Graphite Pear (suffix 144)	<i>Flat edgeband finishes:</i> Black (suffix 111) Mink (suffix 324) Innertone (suffix 386) Platinum (suffix 367) Folkstone (suffix 004) White (suffix 118)	<i>Note:</i> Glides are not available on flip top tables.
114 Folkstone laminate		<i>Woodgrain flat edgeband finishes:</i> Medium Cherry (suffix 124) Natural Maple (suffix 125) Natural Cherry (suffix 126) Walnut (suffix 127) Light Ash (suffix 139) Warm Ash (suffix 140) Whitened Ash (suffix 141) Grey Ash (suffix 142) Classic Oak (suffix 143) Graphite Pear (suffix 144)	*For tables with bright white legs, the face of the casters are white and the edge is black. For all other leg finishes, casters are all black.
004T Folkstone flat edgeband	<i>Veneer top/edge finishes:</i> American Walnut (suffix AW) Natural Oak (suffix ON) Fumed Oak (suffix OF) Ebonized Oak (suffix OE)	<i>Leg finishes:</i> Jet Black (suffix 111T) Bright White (suffix 118T)* Medium Grey (suffix 115T) Sterling (suffix 906T)	
Y No grommet		<i>Glides/Casters:</i> Glides (suffix G) Casters (suffix C)	
115T Medium Grey legs			
<i>Specify:</i> 1. Pattern number 2. Locking casters or glide selection 3. Top finish selection 4. Edgeband selection 5. Cutout option 6. Leg finish			

Electrical	Construction	Features
<i>Cutout Options: (\$33 list per cutout)</i> Tables may be specified with no cutouts (code Y). For single or double cutout codes, please choose your electrical module(s) then refer to the cutout matrix on page 0 for the proper cutout code. <i>Note:</i> Grommet cover must be ordered separately if specifying a grommet cutout. Please refer to pg. 174-175.	<i>Laminate and Veneer tops:</i> Constructed of particle board substrates sandwiched between laminate or wood veneer top and phenolic backer sheet bottom. Laminate tops can be specified with a flat ABS or molded urethane edge. Veneer tops will have matching solid wood edge. Solid wood edges can be specified on corner wedge tops with a wood veneer top. Edge and top will match. <i>Legs:</i> Legs are constructed using a combination of cast and extruded aluminum. Base and upper mounting plates are cast aluminum and bolted to an extruded aluminum vertical stem. Finished in a highly durable textured powder coat paint.	<i>Ganging tables:</i> Each table is fitted with a Pixel connector on the underside of each corner. To join the tables, align the mechanisms and slide the lever along the curved path to engage. Trough cutout on C-Leg Only TAS - Center Cutout C-Leg tables may be specified with a center trough cutout but only if no box cutouts are specified on the top. <i>Maintenance:</i> See pages 7. <i>Note:</i> Pixel tables are certified Clean Air GOLD.

Marc Krusin
Pixel™ Table Series
C-Leg Simplified Tables, Fixed Top

<

Order Code	Finishes
<i>Example:</i> KLCXW6024-C-114-004T-Y-115T	
KLCXW 6024 60" x 24" Work Height, Fixed Top	<i>Colored laminate finishes:</i> Bright White, matte (suffix 118) Folkstone, matte (suffix 114) Black, matte (suffix 111)
C Locking casters	
114 Folkstone laminate	<i>Woodgrain laminate finishes:</i> Medium Cherry (suffix 124) Natural Maple (suffix 125) Natural Cherry (suffix 126) Walnut (suffix 127) Light Ash (suffix 139) Warm Ash (suffix 140) Whitened Ash (suffix 141) Grey Ash (suffix 142) Classic Oak (suffix 143) Graphite Pear (suffix 144)
004T Folkstone flat edgeband	<i>Flat edgeband finishes:</i> Black (suffix 111) Mink (suffix 324) Innertone (suffix 386) Platinum (suffix 367) Folkstone (suffix 004) White (suffix 118)
Y No grommet	<i>Woodgrain flat edgeband finishes:</i> Medium Cherry (suffix 124) Natural Maple (suffix 125) Natural Cherry (suffix 126) Walnut (suffix 127) Light Ash (suffix 139) Warm Ash (suffix 140) Whitened Ash (suffix 141) Grey Ash (suffix 142) Classic Oak (suffix 143) Graphite Pear (suffix 144)
115T Medium Grey legs	<i>Leg finishes:</i> Jet Black (suffix 111T) Bright White (suffix 118T) * Medium Grey (suffix 115T) Sterling (suffix 906T)
<i>Specify:</i>	<i>Glides/Casters:</i> Glides (suffix G) Casters (suffix C)
1. Pattern number	
2. Locking casters or glide selection	
3. Top finish selection	
4. Edgeband selection	
5. Cutout option	
6. Leg finish	

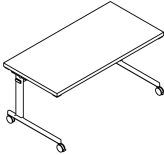



Note:
Glides are not available on flip top tables.

*For tables with bright white legs, the face of the casters are white and the edge is black. For all other leg finishes, casters are all black.

pattern no.	laminate/flat edge
KLCXW4818-(C,G)-()-()-()	\$1,600.
KLCXW6018-(C,G)-()-()-()	\$1,669.
KLCXW7218-(C,G)-()-()-()	\$1,733.
KLCXW4821-(C,G)-()-()-()	\$1,600.
KLCXW6021-(C,G)-()-()-()	\$1,669.
KLCXW7221-(C,G)-()-()-()	\$1,733.
KLCXW4824-(C,G)-()-()-()	\$1,600.
KLCXW6024-(C,G)-()-()-()	\$1,669.
KLCXW7224-(C,G)-()-()-()	\$1,733.
KLCXW4830-(C,G)-()-()-()	\$1,674.
KLCXW6030-(C,G)-()-()-()	\$1,752.
KLCXW7230-(C,G)-()-()-()	\$1,822.
KLCXA4818-(C,G)-()-()-()	\$1,724.
KLCXA6018-(C,G)-()-()-()	\$1,788.
KLCXA7218-(C,G)-()-()-()	\$1,847.
KLCXA4821-(C,G)-()-()-()	\$1,778.
KLCXA6021-(C,G)-()-()-()	\$1,848.
KLCXA7221-(C,G)-()-()-()	\$1,912.
KLCXA4824-(C,G)-()-()-()	\$1,778.
KLCXA6024-(C,G)-()-()-()	\$1,848.
KLCXA7224-(C,G)-()-()-()	\$1,912.
KLCXA4830-(C,G)-()-()-()	\$1,854.
KLCXA6030-(C,G)-()-()-()	\$1,932.
KLCXA7230-(C,G)-()-()-()	\$2,003.
KGANG	\$42.

Electrical	Construction	Features
<p><i>Cutout Options:</i> (\$33 list per cutout) Tables may be specified with no cutouts (code Y). For single or double cutout codes, please choose your electrical module(s) then refer to the cutout matrix on page 0 for the proper cutout code.</p> <p><i>Note:</i> Grommet cover must be ordered separately if specifying a grommet cutout. Please refer to pg. 174-175.</p>	<p><i>Laminate tops:</i> Constructed of particle board substrates sandwiched between laminate top and phenolic backer sheet bottom. Tops can be specified with a flat ABS edge.</p> <p><i>Legs:</i> Legs are constructed using a combination of cast and extruded aluminum. Base and upper mounting plates are cast aluminum and bolted to an extruded aluminum vertical stem. Finished in a highly durable textured powder coat paint.</p>	<p><i>Ganging tables:</i> Each table is fitted with a Pixel connector on the underside of each corner. To join the tables, align the mechanisms and slide the lever along the curved path to engage.</p> <p><i>Wire Management:</i> Use magnetic clips to secure wires and cords to black horizontal beam underneath the tabletop. Tuck excess wires and cords inside wire management bar.</p> <p><i>Maintenance:</i> See pages 7.</p> <p><i>Note:</i> Pixel tables are certified Clean Air GOLD.</p>

Marc Krusin
Pixel™ Table Series
C-Leg Simplified Tables, Flip Top



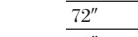

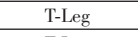
	description	w	d	h	leg type	table wgt. (lbs)
<i>Designer(s):</i> Marc Krusin, 2015 <i>Award(s):</i> Best of Neon Gold Award, 2015 	KLCPW Work Height, Flip Top, Casters  	48"	18"	28¾"	C-Leg	74
		60"	18"	28¾"	C-Leg	66
		72"	18"	28¾"	C-Leg	75
		48"	21"	28¾"	C-Leg	74
		60"	21"	28¾"	C-Leg	78
		72"	21"	28¾"	C-Leg	91
		48"	24"	28¾"	C-Leg	74
		60"	24"	28¾"	C-Leg	78
		72"	24"	28¾"	C-Leg	91
		48"	30"	28¾"	C-Leg	74
		60"	30"	28¾"	C-Leg	93
		72"	30"	28¾"	C-Leg	106
	KLCPA Pin Set Height Adjustable, Flip Top, Casters	48"	18"	28¾" - 34"	C-Leg	60
		60"	18"	28¾" - 34"	C-Leg	69
		72"	18"	28¾" - 34"	C-Leg	78
		48"	21"	28¾" - 34"	C-Leg	71
		60"	21"	28¾" - 34"	C-Leg	82
		72"	21"	28¾" - 34"	C-Leg	94
		48"	24"	28¾" - 34"	C-Leg	71
		60"	24"	28¾" - 34"	C-Leg	82
		72"	24"	28¾" - 34"	C-Leg	94
		48"	30"	28¾" - 34"	C-Leg	82
		60"	30"	28¾" - 34"	C-Leg	96
		72"	30"	28¾" - 34"	C-Leg	109
	KGANG Pixel ganging mechanism 					

pattern no.	laminate/flat edge
KLCPW4818-(C)-()-()-()	\$2,025.
KLCPW6018-(C)-()-()-()	\$2,112.
KLCPW7218-(C)-()-()-()	\$2,187.
KLCPW4821-(C)-()-()-()	\$2,025.
KLCPW6021-(C)-()-()-()	\$2,112.
KLCPW7221-(C)-()-()-()	\$2,187.
KLCPW4824-(C)-()-()-()	\$2,025.
KLCPW6024-(C)-()-()-()	\$2,112.
KLCPW7224-(C)-()-()-()	\$2,187.
KLCPW4830-(C)-()-()-()	\$2,116.
KLCPW6030-(C)-()-()-()	\$2,211.
KLCPW7230-(C)-()-()-()	\$2,294.
KLCPA4818-(C)-()-()-()	\$2,110.
KLCPA6018-(C)-()-()-()	\$2,188.
KLCPA7218-(C)-()-()-()	\$2,259.
KLCPA4821-(C)-()-()-()	\$2,176.
KLCPA6021-(C)-()-()-()	\$2,259.
KLCPA7221-(C)-()-()-()	\$2,335.
KLCPA4824-(C)-()-()-()	\$2,176.
KLCPA6024-(C)-()-()-()	\$2,259.
KLCPA7224-(C)-()-()-()	\$2,335.
KLCPA4830-(C)-()-()-()	\$2,263.
KLCPA6030-(C)-()-()-()	\$2,359.
KLCPA7230-(C)-()-()-()	\$2,444.
KGANG	\$42.

Order Code	Finishes		
<i>Example:</i>	KLCPW6024-C-114-004T-Y-115T		
KLCPW6024	60" x 24" Work Height, Flip Top	<i>Colored laminate finishes:</i> Bright White, matte (suffix 118) Folkstone, matte (suffix 114) Black, matte (suffix 111)	<i>Flat edgeband finishes:</i> Black (suffix 111) Mink (suffix 324) Innertone (suffix 386) Platinum (suffix 367) Folkstone (suffix 004) White (suffix 118)
C	Locking casters	<i>Woodgrain laminate finishes:</i> Medium Cherry (suffix 124) Natural Maple (suffix 125) Natural Cherry (suffix 126) Walnut (suffix 127) Light Ash (suffix 139) Warm Ash (suffix 140) Whitened Ash (suffix 141) Grey Ash (suffix 142) Classic Oak (suffix 143) Graphite Pear (suffix 144)	<i>Note:</i> Glides are not available on flip top tables. *For tables with bright white legs, the face of the casters are white and the edge is black. For all other leg finishes, casters are all black.
114	Folkstone laminate		
004T	Folkstone flat edgeband		
Y	No grommet		
115T	Medium Grey legs		
<i>Specify:</i> 1. Pattern number 2. Locking casters or glide selection 3. Top finish selection 4. Edgeband selection 5. Cutout option 6. Leg finish			
		<i>Woodgrain flat edgeband finishes:</i> Medium Cherry (suffix 124) Natural Maple (suffix 125) Natural Cherry (suffix 126) Walnut (suffix 127) Light Ash (suffix 139) Warm Ash (suffix 140) Whitened Ash (suffix 141) Grey Ash (suffix 142) Classic Oak (suffix 143) Graphite Pear (suffix 144)	
		<i>Leg finishes:</i> Jet Black (suffix 111T) Bright White (suffix 118T)* Medium Grey (suffix 115T) Sterling (suffix 906T)	
		<i>Glides/Casters:</i> Glides (suffix G) Casters (suffix C)	

Electrical	Construction	Features	
<i>Cutout Options: (\$33 list per cutout)</i> Tables may be specified with no cutouts (code Y). For single or double cutout codes, please choose your electrical module(s) then refer to the cutout matrix on page 0 for the proper cutout code.	<i>Laminate tops:</i> Constructed of particle board substrates sandwiched between laminate top and phenolic backer sheet bottom. Tops can be specified with a flat ABS edge.	<i>Ganging tables:</i> Each table is fitted with a Pixel connector on the underside of each corner. To join the tables, align the mechanisms and slide the lever along the curved path to engage.	<i>Caution:</i> When moving flip top tables on casters, only push tables while the top is down in the flat position.
<i>Note:</i> Grommet cover must be ordered separately if specifying a grommet cutout. Please refer to pg. 174-175.	<i>Legs:</i> Legs are constructed using a combination of cast and extruded aluminum. Base and upper mounting plates are cast aluminum and bolted to an extruded aluminum vertical stem. Finished in a highly durable textured powder coat paint.	<i>Wire Management:</i> Use magnetic clips to secure wires and cords to black horizontal beam underneath the tabletop. Tuck excess wires and cords inside wire management bar.	
		<i>Flip Mechanism:</i> To flip tabletop, pull red button on right side of the table and use other hand to gently lift the tabletop up. Black button on left side of the table can also be pushed while performing the same movement.	
		<i>Maintenance:</i> See pages 7.	
		<i>Note:</i> Pixel tables are certified Clean Air GOLD.	

Marc Krusin
Pixel™ Table Series
T-Leg Advanced Tables, Fixed Top








	description	w	d	h	leg type	table wgt. (lbs)
Designer(s): Marc Krusin, 2015 Award(s): Best of Neon Gold Award, 2015	KTXW Work Height, Fixed Top 	60"	30"	28 3/4"	T-Leg	84
		72"	30"	28 3/4"	T-Leg	98
		60"	36"	28 3/4"	T-Leg	98
		72"	36"	28 3/4"	T-Leg	114
	KTXA Pin Set Height Adjustable, Fixed Top 	60"	30"	28 3/4 - 33 1/4"	T-Leg	88
		72"	30"	28 3/4 - 33 1/4"	T-Leg	102
		60"	36"	28 3/4 - 33 1/4"	T-Leg	101
		72"	36"	28 3/4 - 33 1/4"	T-Leg	117
	KGANG Pixel ganging mechanism 					

pattern no.	laminate/flat edge	laminate/molded edge	veneer/wood
KT_XW6030-()-()-()-()	\$2,545.	\$2,770.	\$4,817.
KT_XW7230-()-()-()-()	\$2,667.	\$2,921.	\$5,682.
KT_XW6036-()-()-()-()	\$2,604.	\$2,849.	\$5,029.
KT_XW7236-()-()-()-()	\$2,804.	\$3,077.	\$5,674.
KT_XA6030-()-()-()-()	\$2,727.	\$2,956.	\$5,097.
KT_XA7230-()-()-()-()	\$2,979.	\$3,232.	\$5,353.
KT_XA6036-()-()-()-()	\$2,984.	\$3,227.	\$5,366.
KT_XA7236-()-()-()-()	\$3,182.	\$3,456.	\$6,008.
KGANG	\$42.	n/a	n/a

Order Code	Finishes
Example: KTXW7224-C-114-004T-Y-115T	Colored laminate finishes:
KTXW7224 72" x 24" Work Height, Fixed Top	Bright White, matte (suffix 118) Folkstone, matte (suffix 114) Black, matte (suffix 111)
C Locking casters	Woodgrain laminate finishes:
114 Folkstone laminate	Medium Cherry (suffix 124) Natural Maple (suffix 125)
004T Folkstone flat edgeband	Natural Cherry (suffix 126) Walnut (suffix 127)
Y No grommet	Light Ash (suffix 139) Warm Ash (suffix 140)
115T Medium Grey legs	Whitened Ash (suffix 141) Grey Ash (suffix 142)
	Classic Oak (suffix 143) Graphite Pear (suffix 144)
	Veneer top/edge finishes:
	American Walnut (suffix AW) Natural Oak (suffix ON) Fumed Oak (suffix OF) Ebonized Oak (suffix OE)
	Molded edgeband finishes:
	Black (suffix 300M) Mink (suffix 324M) Innertone (suffix 386M) Platinum (suffix 367M) Folkstone (suffix 004M)
	Flat edgeband finishes:
	Black (suffix 111) Mink (suffix 324) Innertone (suffix 386) Platinum (suffix 367) Folkstone (suffix 004) White (suffix 118)
	Woodgrain flat edgeband finishes:
	Medium Cherry (suffix 124) Natural Maple (suffix 125) Natural Cherry (suffix 126) Walnut (suffix 127) Light Ash (suffix 139) Warm Ash (suffix 140) Whitened Ash (suffix 141) Grey Ash (suffix 142) Classic Oak (suffix 143) Graphite Pear (suffix 144)
	Leg finishes:
	Jet Black (suffix 111T) Bright White (suffix 118T) * Medium Grey (suffix 115T) Sterling (suffix 906T)
	Glides/Casters:
	Glides (suffix G) Casters (suffix C)
	Hybrid Chrome Base:
	Chromed legs are available on KTXW at an upcharge of \$891 list. Legs and feet will be chromed while the horizontal trough will be in a standard Pixel paint finish. Place suffix C after leg finish suffix.
	Example: KTXW6030-C-118-300-Y-118T-C
	Note: Glides are not available on flip top tables.
	*For tables with bright white legs, the face of the casters are white and the edge is black. For all other leg finishes, casters are all black.

Electrical	Construction	Features
<p><i>Cutout Options: (\$33 list per cutout)</i></p> <p>Tables may be specified with no cutouts (code Y). For single or double cutout codes, please choose your electrical module(s) then refer to the cutout matrix on page 0 for the proper cutout code.</p> <p><i>Note:</i></p> <p>Grommet cover must be ordered separately if specifying a grommet cutout. Please refer to pg. 174-175.</p>	<p><i>Laminate and Veneer tops:</i></p> <p>Constructed of particle board substrates sandwiched between laminate or wood veneer top and phenolic backer sheet bottom. Laminate tops can be specified with a flat ABS or molded urethane edge. Veneer tops will have matching solid wood edge. Solid wood edges can be specified on corner wedge tops with a wood veneer top. Edge and top will match.</p> <p><i>Legs:</i></p> <p>Legs are constructed using a combination of cast and extruded aluminum. Base and upper mounting plates are cast aluminum and bolted to an extruded aluminum vertical stem. Finished in a highly durable textured powder coat paint.</p>	<p><i>Ganging tables:</i></p> <p>Each table is fitted with a Pixel connector on the underside of each corner. To join the tables, align the mechanisms and slide the lever along the curved path to engage.</p> <p>Trough cutout on C-Leg Only</p> <p>TAS - Center Cutout</p> <p>C-Leg tables may be specified with a center trough cutout but only if no box cutouts are specified on the top.</p> <p><i>Maintenance:</i></p> <p>See pages 7.</p> <p><i>Note:</i></p> <p>Pixel tables are certified Clean Air GOLD.</p>

Marc Krusin
Pixel™ Table Series
T-Leg Advanced Tables, Flip Top

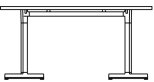
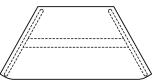
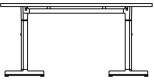
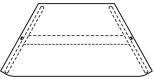

	description	w	d	h	leg type	table wgt. (lbs)
Designer(s): Marc Krusin, 2015 Award(s): Best of Neon Gold Award, 2015	KTPW Work Height, Flip Top, Casters  	60"	30"	28 3/4"	T-Leg	93
		72"	30"	28 3/4"	T-Leg	107
		60"	36"	28 3/4"	T-Leg	106
		72"	36"	28 3/4"	T-Leg	122
	KTPA Pin Set Height Adjustable, Flip top, Casters  	60"	30"	28 3/4 - 34"	T-Leg	96
		72"	30"	28 3/4 - 34"	T-Leg	110
		60"	36"	28 3/4 - 34"	T-Leg	109
		72"	36"	28 3/4 - 34"	T-Leg	125
	KGANG Pixel ganging mechanism 					



pattern no.	laminate/flat edge	laminate/molded edge	veneer/wood
KTPW6030-(C)-()-()-()	\$3,405.	\$3,635.	\$5,715.
KTPW7230-(C)-()-()-()	\$3,543.	\$3,798.	\$5,985.
KTPW6036-(C)-()-()-()	\$3,541.	\$3,788.	\$5,989.
KTPW7236-(C)-()-()-()	\$3,749.	\$4,027.	\$6,641.
KTPA6030-(C)-()-()-()	\$3,682.	\$3,904.	\$5,963.
KTPA7230-(C)-()-()-()	\$3,814.	\$4,067.	\$6,234.
KTPA6036-(C)-()-()-()	\$3,808.	\$4,054.	\$6,256.
KTPA7236-(C)-()-()-()	\$4,019.	\$4,296.	\$6,892.
KGANG	\$42.	n/a	n/a

Order Code	Finishes
Example: KTPW6036-C-114-004T-Y-115T	
KTPW6036 60" x 36" rectangle, T-Leg, Flip, Work Height, Casters	
C Locking casters	
114 Folkstone laminate	
004T Folkstone flat edgeband	
Y No grommet	
115T Medium Grey legs	
 <i>Specify:</i>	
1. Pattern number	
2. Locking caster or glide selection	
3. Top finish selection	
4. Edgeband selection	
5. Cutout option	
6. Leg finish	
	<p><i>Colored laminate finishes:</i> Bright White, matte (suffix 118) Folkstone, matte (suffix 114) Black, matte (suffix 111)</p> <p><i>Woodgrain laminate finishes:</i> Medium Cherry (suffix 124) Natural Maple (suffix 125) Natural Cherry (suffix 126) Walnut (suffix 127) Light Ash (suffix 139) Warm Ash (suffix 140) Whitened Ash (suffix 141) Grey Ash (suffix 142) Classic Oak (suffix 143) Graphite Pear (suffix 144)</p> <p><i>Veneer top/edge finishes:</i> American Walnut (suffix AW) Natural Oak (suffix ON) Fumed Oak (suffix OF) Ebonized Oak (suffix OE)</p>
	<p><i>Molded edgeband finishes:</i> Black (suffix 300M) Mink (suffix 324M) Innertone (suffix 386M) Platinum (suffix 367M) Folkstone (suffix 004M)</p> <p><i>Flat edgeband finishes:</i> Black (suffix 111) Mink (suffix 324) Innertone (suffix 386) Platinum (suffix 367) Folkstone (suffix 004) White (suffix 118)</p> <p><i>Woodgrain flat edgeband finishes:</i> Medium Cherry (suffix 124) Natural Maple (suffix 125) Natural Cherry (suffix 126) Walnut (suffix 127) Light Ash (suffix 139) Warm Ash (suffix 140) Whitened Ash (suffix 141) Grey Ash (suffix 142) Classic Oak (suffix 143) Graphite Pear (suffix 144)</p> <p><i>Leg finishes:</i> Jet Black (suffix 111T) Bright White (suffix 118T) * Medium Grey (suffix 115T) Sterling (suffix 906T)</p> <p><i>Glides/Casters:</i> Casters (suffix C)</p>
	<p>Hybrid Chrome Base: Chromed legs are available on KTPW at an upcharge of \$891 list. Legs and feet will be chromed while the horizontal trough will be in a standard Pixel paint finish. Place suffix C after leg finish suffix. <i>Example:</i> KTPW6030-C-118-300-Y-118T-C</p> <p><i>Note:</i> Glides are not available on flip top tables.</p> <p>*For tables with bright white legs, the face of the casters are white and the edge is black. For all other leg finishes, casters are all black.</p>

Electrical	Construction	Features
<p><i>Cutout Options:</i> (\$33 list per cutout) Tables may be specified with no cutouts (code Y). For single or double cutout codes, please choose your electrical module(s) then refer to the cutout matrix on page 0 for the proper cutout code.</p> <p><i>Note:</i> Grommet cover must be ordered separately if specifying a grommet cutout. Please refer to pg. 174-175.</p>	<p><i>Laminate and Veneer tops:</i> Constructed of particle board substrates sandwiched between laminate or wood veneer top and phenolic backer sheet bottom. Laminate tops can be specified with a flat ABS or molded urethane edge. Veneer tops will have matching solid wood edge. Solid wood edges can be specified on corner wedge tops with a wood veneer top. Edge and top will match.</p> <p><i>Legs:</i> Legs are constructed using a combination of cast and extruded aluminum. Base and upper mounting plates are cast aluminum and bolted to an extruded aluminum vertical stem. Finished in a highly durable textured powder coat paint.</p>	<p><i>Ganging tables:</i> Each table is fitted with a Pixel connector on the underside of each corner. To join the tables, align the mechanisms and slide the lever along the curved path to engage.</p> <p><i>Maintenance:</i> See pages 7.</p> <p><i>Note:</i> Pixel tables are certified Clean Air GOLD.</p> <p><i>Caution:</i> When moving flip top tables on casters, only push tables while the top is down in the flat position.</p>

Marc Krusin
Pixel™ Table Series
T-Leg Advanced Tables, Trapezoid, Fixed Top

	description	w	side d	h	leg type	table wgt. (lbs)
<i>Designer(s):</i> Marc Krusin, 2015	KZTXW Work Height, Fixed Top	48"	24"	28 ¾"	T-Leg	
	 	60"	24"	28 ¾"	T-Leg	
		60"	30"	28 ¾"	T-Leg	
<i>Award(s):</i> Best of Neocon Gold Award, 2015	KZTXA Pin Set Height Adjustable, Fixed Top	48"	24"	28 3/4 - 34"	T-Leg	
	 	60"	24"	28 3/4 - 34"	T-Leg	
		60"	30"	28 3/4 - 34"	T-Leg	
	KGANG Pixel ganging mechanism					


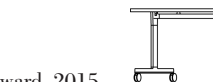
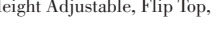




pattern no.	laminate/flat edge	laminate/molded edge
KZTXW4824-(-)(-)(-)(-)	\$2,412.	\$2,585.
KZTXW6024-(-)(-)(-)(-)	\$2,520.	\$2,715.
KZTXW6030-(-)(-)(-)(-)	\$2,645.	\$2,860.
KZTXA4824-(-)(-)(-)(-)	\$2,682.	\$2,856.
KZTXA6024-(-)(-)(-)(-)	\$2,788.	\$2,990.
KZTXA6030-(-)(-)(-)(-)	\$2,916.	\$3,134.
KGANG	\$42.	n/a

Order Code	Finishes		
<i>Example:</i> KZTXW6024-C-114-004T-Y-115T			
KZTXW6024	40" x 24" T-Leg S Series Table, Work Height, Fixed Top	<i>Colored laminate finishes:</i> Bright White, matte (suffix 118) Folkstone, matte (suffix 114) Black, matte (suffix 111) <i>Woodgrain laminate finishes:</i> Medium Cherry (suffix 124) Natural Maple (suffix 125) Natural Cherry (suffix 126) Walnut (suffix 127) Light Ash (suffix 139) Warm Ash (suffix 140) Whitened Ash (suffix 141) Grey Ash (suffix 142) Classic Oak (suffix 143) Graphite Pear (suffix 144)	<i>Molded edgeband finishes:</i> Black (suffix 300M) Mink (suffix 324M) Innertone (suffix 386M) Platinum (suffix 367M) Folkstone (suffix 004M) <i>Flat edgeband finishes:</i> Black (suffix 111) Mink (suffix 324) Innertone (suffix 386) Platinum (suffix 367) Folkstone (suffix 004) White (suffix 118) <i>Woodgrain flat edgeband finishes:</i> Medium Cherry (suffix 124) Natural Maple (suffix 125) Natural Cherry (suffix 126) Walnut (suffix 127) Light Ash (suffix 139) Warm Ash (suffix 140) Whitened Ash (suffix 141) Grey Ash (suffix 142) Classic Oak (suffix 143) Graphite Pear (suffix 144) <i>Leg finishes:</i> Jet Black (suffix 111T) Bright White (suffix 118T)* Medium Grey (suffix 115T) Sterling (suffix 906T) <i>Glides/Casters:</i> Glides (suffix G) Casters (suffix C)
C	Locking casters		<i>Note:</i> Glides are not available on flip top tables. *For tables with bright white legs, the face of the casters are white and the edge is black. For all other leg finishes, casters are all black. <i>Dimensions:</i> Side depth refers to the shorter non-parallel sides of the trapezoid top.
114	Folkstone laminate		
004T	Folkstone flat edgeband		
Y	No grommet		
115T	Medium Grey legs		
<i>Specify:</i> 1. Pattern number 2. Locking casters or glide selection 3. Top finish selection 4. Edgeband selection 5. Cutout option 6. Leg finish			

Electrical	Construction	Features
<i>Cutout Options: (\$33 list per cutout)</i> Tables may be specified with no cutouts (code Y). For cutout codes, please choose your electrical module(s) then refer to the cutout matrix on page 0 for the proper cutout code. <i>Note:</i> Only KE3, KE5, and KE8 electrical modules are available on Pixel Trapezoid Tables.	<i>Laminate tops:</i> Constructed of particle board substrates sandwiched between laminate top and phenolic backer sheet bottom. Laminate tops can be specified with a flat ABS or molded urethane edge. <i>Legs:</i> Legs are constructed using a combination of cast and extruded aluminum. Base and upper mounting plates are cast aluminum and bolted to an extruded aluminum vertical stem. Finished in a highly durable textured powder coat paint.	<i>Ganging tables:</i> Each table is fitted with a Pixel connector on the underside of each corner. To join the tables, align the mechanisms and slide the lever along the curved path to engage. The Pixel Trapezoid Table Series are designed to gang and integrate with rectangular tables with the same depth from the Pixel Table Series. <i>Maintenance:</i> See pages 7.

Marc Krusin
Pixel™ Table Series
T-Leg Advanced Tables, Trapezoid, Flip Top

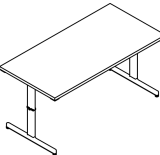
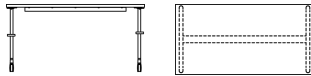

	description	w	side d	h	leg type	table wgt. (lbs)
Designer(s): Marc Krusin, 2015 Award(s): Best of Neocon Gold Award, 2015 	KZTPW Work Height, Flip Top, Casters	48"	24"	28 3/4"	T-Leg	
		60"	24"	28 3/4"	T-Leg	
		60"	30"	28 3/4"	T-Leg	
	KZTPA Pin Set Height Adjustable, Flip Top, Casters	48"	24"	28 3/4 - 34"	T-Leg	
		60"	24"	28 3/4 - 34"	T-Leg	
		60"	30"	28 3/4 - 34"	T-Leg	
	KGANG Pixel ganging mechanism					

pattern no.	laminate/flat edge	laminate/molded edge
KZTPW4824-(C)-()-()-()	\$2,650.	\$2,827.
KZTPW6024-(C)-()-()-()	\$2,763.	\$2,965.
KZTPW6030-(C)-()-()-()	\$2,891.	\$3,110.
KZTPA4824-(C)-()-()-()	\$2,842.	\$3,018.
KZTPA6024-(C)-()-()-()	\$2,956.	\$3,154.
KZTPA6030-(C)-()-()-()	\$3,084.	\$3,302.
KGANG	\$42.	n/a

Order Code	Finishes
<p><i>Example:</i> KZTPW4824-C-114-004T-Y-115T</p> <hr/> <p>KZTPW4824 48" x 24" rectangle, T-Leg, Flip, Work Height, Casters</p> <hr/> <p>C Locking casters</p> <hr/> <p>114 Folkstone laminate</p> <hr/> <p>004T Folkstone flat edgeband</p> <hr/> <p>Y No grommet</p> <hr/> <p>115T Medium Grey legs</p> <hr/> <p><i>Specify:</i></p> <ol style="list-style-type: none"> 1. Pattern number 2. Locking caster or glide selection 3. Top finish selection 4. Edgeband selection 5. Cutout option 6. Leg finish 	<p><i>Colored laminate finishes:</i></p> <p>Bright White, matte (suffix 118)</p> <p>Folkstone, matte (suffix 114)</p> <p>Black, matte (suffix 111)</p> <p><i>Woodgrain laminate finishes:</i></p> <p>Medium Cherry (suffix 124)</p> <p>Natural Maple (suffix 125)</p> <p>Natural Cherry (suffix 126)</p> <p>Walnut (suffix 127)</p> <p>Light Ash (suffix 139)</p> <p>Warm Ash (suffix 140)</p> <p>Whitened Ash (suffix 141)</p> <p>Grey Ash (suffix 142)</p> <p>Classic Oak (suffix 143)</p> <p>Graphite Pear (suffix 144)</p> <p><i>Molded edgeband finishes:</i></p> <p>Black (suffix 300M)</p> <p>Mink (suffix 324M)</p> <p>Innertone (suffix 386M)</p> <p>Platinum (suffix 367M)</p> <p>Folkstone (suffix 004M)</p> <p><i>Flat edgeband finishes:</i></p> <p>Black (suffix 111)</p> <p>Mink (suffix 324)</p> <p>Innertone (suffix 386)</p> <p>Platinum (suffix 367)</p> <p>Folkstone (suffix 004)</p> <p>White (suffix 118)</p> <p><i>Woodgrain flat edgeband finishes:</i></p> <p>Medium Cherry (suffix 124)</p> <p>Natural Maple (suffix 125)</p> <p>Natural Cherry (suffix 126)</p> <p>Walnut (suffix 127)</p> <p>Light Ash (suffix 139)</p> <p>Warm Ash (suffix 140)</p> <p>Whitened Ash (suffix 141)</p> <p>Grey Ash (suffix 142)</p> <p>Classic Oak (suffix 143)</p> <p>Graphite Pear (suffix 144)</p> <p><i>Leg finishes:</i></p> <p>Jet Black (suffix 111T)</p> <p>Bright White (suffix 118T) *</p> <p>Medium Grey (suffix 115T)</p> <p>Sterling (suffix 906T)</p> <p><i>Glides/Casters:</i></p> <p>Casters (suffix C)</p>

Electrical	Construction	Features
<p><i>Cutout Options: (\$33 list per cutout)</i></p> <p>Tables may be specified with no cutouts (code Y). For cutout codes, please choose your electrical module(s) then refer to the cutout matrix on page 0 for the proper cutout code.</p> <p><i>Note:</i></p> <p>Only KE3, KE5, and KE8 electrical modules are available on Pixel Trapezoid Tables.</p>	<p><i>Laminate tops:</i></p> <p>Constructed of particle board substrates sandwiched between laminate top and phenolic backer sheet bottom. Laminate tops can be specified with a flat ABS or molded urethane edge.</p> <p><i>Legs:</i></p> <p>Legs are constructed using a combination of cast and extruded aluminum. Base and upper mounting plates are cast aluminum and bolted to an extruded aluminum vertical stem. Finished in a highly durable textured powder coat paint.</p>	<p><i>Ganging tables:</i></p> <p>Each table is fitted with a Pixel connector on the underside of each corner. To join the tables, align the mechanisms and slide the lever along the curved path to engage.</p> <p>The Pixel Trapezoid Table Series are designed to gang and integrate with rectangular tables with the same depth from the Pixel Table Series.</p> <p><i>Maintenance:</i></p> <p>See pages 7.</p> <p><i>Caution:</i></p> <p>When moving flip top tables on casters, only push tables while the top is down in the flat position.</p>

Marc Krusin
Pixel™ Table Series
T-Leg Simplified Tables, Fixed Top

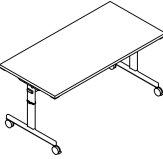
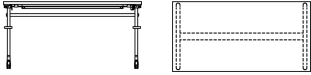
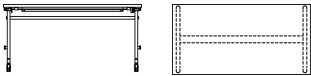

	description	w	d	h	leg type	table wgt. (lbs)
<i>Designer(s):</i> Marc Krusin, 2015 <i>Award(s):</i> Best of Neocon Gold Award, 2015 	KLTXW Work Height, Fixed Top 	48"	24"	28 3/4"	T-Leg	64
		60"	24"	28 3/4"	T-Leg	74
		72"	24"	28 3/4"	T-Leg	85
		48"	30"	28 3/4"	T-Leg	74
		60"	30"	28 3/4"	T-Leg	87
		72"	30"	28 3/4"	T-Leg	100
		48"	36"	28 3/4"	T-Leg	84
		60"	36"	28 3/4"	T-Leg	100
		72"	36"	28 3/4"	T-Leg	115
			KGANG Pixel ganging mechanism 			

pattern no.	laminate/flat edge
KLTXW4824-(C,G)-()-()-()-()	\$1,562.
KLTXW6024-(C,G)-()-()-()-()	\$1,669.
KLTXW7224-(C,G)-()-()-()-()	\$1,733.
KLTXW4830-(C,G)-()-()-()-()	\$1,674.
KLTXW6030-(C,G)-()-()-()-()	\$1,752.
KLTXW7230-(C,G)-()-()-()-()	\$1,822.
KLTXW4836-(C,G)-()-()-()-()	\$1,774.
KLTXW6036-(C,G)-()-()-()-()	\$1,857.
KLTXW7236-(C,G)-()-()-()-()	\$1,932.
KGANG	\$42.

Order Code	Finishes		
<i>Example:</i>	KLTXW6024-C-114-004T-Y-115T		
KLTXW6024	60" x 24" Work Height, Fixed Top		
C	Locking casters		
114	Folkstone laminate		
004T	Folkstone flat edgeband		
Y	No grommet		
115T	Medium Grey legs		
<i>Specify:</i>			
1. Pattern number			
2. Locking casters or glide selection			
3. Top finish selection			
4. Edgeband selection			
5. Cutout option			
6. Leg finish			
		<i>Colored laminate finishes:</i> Bright White, matte (suffix 118) Folkstone, matte (suffix 114) Black, matte (suffix 111)	<i>Flat edgeband finishes:</i> Black (suffix 111) Mink (suffix 324) Innertone (suffix 386) Platinum (suffix 367) Folkstone (suffix 004) White (suffix 118)
		<i>Woodgrain laminate finishes:</i> Medium Cherry (suffix 124) Natural Maple (suffix 125) Natural Cherry (suffix 126) Walnut (suffix 127) Light Ash (suffix 139) Warm Ash (suffix 140) Whitened Ash (suffix 141) Grey Ash (suffix 142) Classic Oak (suffix 143) Graphite Pear (suffix 144)	<i>Woodgrain flat edgeband finishes:</i> Medium Cherry (suffix 124) Natural Maple (suffix 125) Natural Cherry (suffix 126) Walnut (suffix 127) Light Ash (suffix 139) Warm Ash (suffix 140) Whitened Ash (suffix 141) Grey Ash (suffix 142) Classic Oak (suffix 143) Graphite Pear (suffix 144)
			<i>Leg finishes:</i> Jet Black (suffix 111T) Bright White (suffix 118T) * Medium Grey (suffix 115T) Sterling (suffix 906T)
			<i>Glides/Casters:</i> Glides (suffix G) Casters (suffix C)

Electrical	Construction	Features
<i>Cutout Options: (\$33 list per cutout)</i> Tables may be specified with no cutouts (code Y). For single or double cutout codes, please choose your electrical module(s) then refer to the cutout matrix on page 0 for the proper cutout code.	<i>Laminate tops:</i> Constructed of particle board substrates sandwiched between laminate top and phenolic backer sheet bottom. Tops can be specified with a flat ABS edge.	<i>Ganging tables:</i> Each table is fitted with a Pixel connector on the underside of each corner. To join the tables, align the mechanisms and slide the lever along the curved path to engage.
<i>Note:</i> Grommet cover must be ordered separately if specifying a grommet cutout. Please refer to pg. 174-175.	<i>Legs:</i> Legs are constructed using a combination of cast and extruded aluminum. Base and upper mounting plates are cast aluminum and bolted to an extruded aluminum vertical stem. Finished in a highly durable textured powder coat paint.	<i>Wire Management:</i> Use magnetic clips to secure wires and cords to black horizontal beam underneath the tabletop. Tuck excess wires and cords inside wire management bar.
		<i>Maintenance:</i> See pages 7.
		<i>Note:</i> Pixel tables are certified Clean Air GOLD.

Marc Krusin
Pixel™ Table Series
T-Leg Simplified Tables, Flip Top

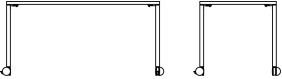
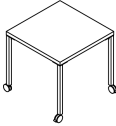
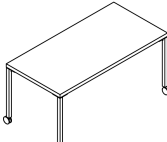
	description	w	d	h	leg type	table wgt. (lbs)
<i>Designer(s):</i> Marc Krusin, 2015 <i>Award(s):</i> Best of Neocon Gold Award, 2015 	KLTPW Work Height, Flip Top, Casters 	48"	24"	28¾"	T-Leg	71
		60"	24"	28¾"	T-Leg	83
		72"	24"	28¾"	T-Leg	95
		48"	30"	28¾"	T-Leg	81
		60"	30"	28¾"	T-Leg	96
		72"	30"	28¾"	T-Leg	110
		48"	36"	28¾"	T-Leg	92
		60"	36"	28¾"	T-Leg	109
		72"	36"	28¾"	T-Leg	125
	KLTPA Pin Set Height Adjustable, Flip Top, Casters 	48"	24"	28¾" - 34"	T-Leg	74
		60"	24"	28¾" - 34"	T-Leg	86
		72"	24"	28¾" - 34"	T-Leg	98
		48"	30"	28¾" - 34"	T-Leg	84
		60"	30"	28¾" - 34"	T-Leg	99
		72"	30"	28¾" - 34"	T-Leg	113
		48"	36"	28¾" - 34"	T-Leg	95
		60"	36"	28¾" - 34"	T-Leg	112
		72"	36"	28¾" - 34"	T-Leg	129
	KGANG Pixel ganging mechanism 					

pattern no.	laminate/flat edge
KLTPW4824-(C)-()-()-()	\$2,025.
KLTPW6024-(C)-()-()-()	\$2,112.
KLTPW7224-(C)-()-()-()	\$2,187.
KLTPW4830-(C)-()-()-()	\$2,116.
KLTPW6030-(C)-()-()-()	\$2,211.
KLTPW7230-(C)-()-()-()	\$2,294.
KLTPW4836-(C)-()-()-()	\$2,243.
KLTPW6036-(C)-()-()-()	\$2,343.
KLTPW7236-(C)-()-()-()	\$2,433.
KLTPA4824-(C)-()-()-()	\$2,176.
KLTPA6024-(C)-()-()-()	\$2,259.
KLTPA7224-(C)-()-()-()	\$2,335.
KLTPA4830-(C)-()-()-()	\$2,263.
KLTPA6030-(C)-()-()-()	\$2,359.
KLTPA7230-(C)-()-()-()	\$2,444.
KLTPA4836-(C)-()-()-()	\$2,399.
KLTPA6036-(C)-()-()-()	\$2,501.
KLTPA7236-(C)-()-()-()	\$2,590.
KGANG	\$42.

Order Code	Finishes
<i>Example:</i> KLTPW6024-C-114-004T-Y-115T	<i>Colored laminate finishes:</i> Bright White, matte (suffix 118) Folkstone, matte (suffix 114) Black, matte (suffix 111)
KLTPW	<i>Woodgrain laminate finishes:</i> Medium Cherry (suffix 124) Natural Maple (suffix 125) Natural Cherry (suffix 126) Walnut (suffix 127) Light Ash (suffix 139) Warm Ash (suffix 140) Whitened Ash (suffix 141) Grey Ash (suffix 142) Classic Oak (suffix 143) Graphite Pear (suffix 144)
6024	
C	Locking casters
114	Folkstone laminate
004T	Folkstone flat edgeband
Y	No grommet
115T	Medium Grey legs
<i>Specify:</i> 1. Pattern number 2. Locking casters or glide selection 3. Top finish selection 4. Edgeband selection 5. Cutout option 6. Leg finish	
<i>Flat edgeband finishes:</i> Black (suffix 111) Mink (suffix 324) Innertone (suffix 386) Platinum (suffix 367) Folkstone (suffix 004) White (suffix 118)	
<i>Woodgrain flat edgeband finishes:</i> Medium Cherry (suffix 124) Natural Maple (suffix 125) Natural Cherry (suffix 126) Walnut (suffix 127) Light Ash (suffix 139) Warm Ash (suffix 140) Whitened Ash (suffix 141) Grey Ash (suffix 142) Classic Oak (suffix 143) Graphite Pear (suffix 144)	
<i>Leg finishes:</i> Jet Black (suffix 111T) Bright White (suffix 118T)* Medium Grey (suffix 115T) Sterling (suffix 906T)	
<i>Glides/Casters:</i> Glides (suffix G) Casters (suffix C)	
<i>Note:</i> Glides are not available on flip top tables. *For tables with bright white legs, the face of the casters are white and the edge is black. For all other leg finishes, casters are all black.	

Electrical	Construction	Features
<i>Cutout Options: (\$33 list per cutout)</i> Tables may be specified with no cutouts (code Y). For single or double cutout codes, please choose your electrical module(s) then refer to the cutout matrix on page 0 for the proper cutout code.	<i>Laminate tops:</i> Constructed of particle board substrates sandwiched between laminate top and phenolic backer sheet bottom. Tops can be specified with a flat ABS edge. <i>Legs:</i> Legs are constructed using a combination of cast and extruded aluminum. Base and upper mounting plates are cast aluminum and bolted to an extruded aluminum vertical stem. Finished in a highly durable textured powder coat paint.	<i>Ganging tables:</i> Each table is fitted with a Pixel connector on the underside of each corner. To join the tables, align the mechanisms and slide the lever along the curved path to engage. <i>Wire Management:</i> Use magnetic clips to secure wires and cords to black horizontal beam underneath the tabletop. Tuck excess wires and cords inside wire management bar. <i>Flip Mechanism:</i> To flip tabletop, pull red button on right side of the table and use other hand to gently lift the tabletop up. Black button on left side of the table can also be pushed while performing the same movement. <i>Maintenance:</i> See pages 7. <i>Note:</i> Pixel tables are certified Clean Air GOLD.

Marc Krusin
Pixel™ Table Series
Four Leg Advanced Tables, Fixed Top


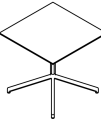


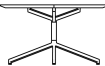

	description	w	d	h	top	99sort	table wgt. (lbs)
<i>Designer(s):</i> Marc Krusin, 2015	KFXW Work Height, Fixed Top	36"	36"	28¾"	square		57
		42"	42"	28¾"	square		72
<i>Award(s):</i> Best of Neocon Gold Award, 2015	 	48"	48"	28¾"	square		89
		48"	18"	28¾"	rectangle		43
		60"	18"	28¾"	rectangle		56
		72"	18"	28¾"	rectangle		65
		48"	24"	28¾"	rectangle		53
		60"	24"	28¾"	rectangle		62
		72"	24"	28¾"	rectangle		79
		48"	30"	28¾"	rectangle		62
		60"	30"	28¾"	rectangle		73
		72"	30"	28¾"	rectangle		85
		48"	36"	28¾"	rectangle		71
		60"	36"	28¾"	rectangle		85
		72"	36"	28¾"	rectangle		99

pattern no.	laminate/flat edge	laminate/molded edge	veneer/wood
KFXW3636-(-)(-)(-)(-)	\$1,773.	\$1,956.	\$3,702.
KFXW4242-(-)(-)(-)(-)	\$1,950.	\$2,162.	\$3,989.
KFXW4848-(-)(-)(-)(-)	\$1,960.	\$2,189.	\$4,687.
KFXW4818-(-)(-)(-)(-)	\$1,712.	\$1,899.	\$3,389.
KFXW6018-(-)(-)(-)(-)	\$1,849.	\$2,061.	\$3,597.
KFXW7218-(-)(-)(-)(-)	\$1,925.	\$2,161.	\$3,768.
KFXW4824-(-)(-)(-)(-)	\$1,749.	\$1,950.	\$3,546.
KFXW6024-(-)(-)(-)(-)	\$1,810.	\$2,034.	\$3,763.
KFXW7224-(-)(-)(-)(-)	\$1,976.	\$2,230.	\$4,087.
KFXW4830-(-)(-)(-)(-)	\$1,802.	\$2,016.	\$3,763.
KFXW6030-(-)(-)(-)(-)	\$1,871.	\$2,114.	\$4,029.
KFXW7230-(-)(-)(-)(-)	\$1,934.	\$2,213.	\$4,239.
KFXW4836-(-)(-)(-)(-)	\$1,852.	\$2,085.	\$3,989.
KFXW6036-(-)(-)(-)(-)	\$1,935.	\$2,194.	\$4,223.
KFXW7236-(-)(-)(-)(-)	\$2,080.	\$2,371.	\$4,836.

Order Code	Finishes
<i>Example:</i> KFXW6030-G-141-118T-Y-118T	<i>Colored laminate finishes:</i> Bright White, matte (suffix 118) Folkstone, matte (suffix 114) Black, matte (suffix 111)
KFXW6030 60" x 30" rectangle, 4-Leg, Fixed, Work Height	
G Glides	
141 Whitened Ash laminate	<i>Woodgrain laminate finishes:</i> Medium Cherry (suffix 124) Natural Maple (suffix 125) Natural Cherry (suffix 126) Walnut (suffix 127) Light Ash (suffix 139) Warm Ash (suffix 140) Whitened Ash (suffix 141) Grey Ash (suffix 142) Classic Oak (suffix 143) Graphite Pear (suffix 144)
118T Bright White flat edgeband	
Y No grommet	<i>Molded edgeband finishes:</i> Black (suffix 300M) Mink (suffix 324M) Innertone (suffix 386M) Platinum (suffix 367M) Folkstone (suffix 004M)
118T Bright White legs	<i>Flat edgeband finishes:</i> Black (suffix 111) Mink (suffix 324) Innertone (suffix 386) Platinum (suffix 367) Folkstone (suffix 004) White (suffix 118)
<i>Specify:</i> 1. Pattern number 2. Locking casters or glide selection 3. Top finish selection 4. Edgeband selection 5. Cutout option 6. Leg finish	<i>Veneer top/edge finishes:</i> American Walnut (suffix AW) Natural Oak (suffix ON) Fumed Oak (suffix OF) Ebonized Oak (suffix OE)
	<i>Woodgrain flat edgeband finishes:</i> Medium Cherry (suffix 124) Natural Maple (suffix 125) Natural Cherry (suffix 126) Walnut (suffix 127) Light Ash (suffix 139) Warm Ash (suffix 140) Whitened Ash (suffix 141) Grey Ash (suffix 142) Classic Oak (suffix 143) Graphite Pear (suffix 144)
	<i>Leg finishes:</i> Jet Black (suffix 111T) Bright White (suffix 118T) * Medium Grey (suffix 115T) Sterling (suffix 906T)
	<i>Glides/Casters:</i> Glides (suffix G) Casters (suffix C)
	*For tables with bright white legs, the face of the casters are white and the edge is black. For all other leg finishes, casters are all black.

Electrical	Construction	Features
<i>Cutout Options: (\$33 list per cutout)</i> Tables may be specified with no cutouts (code Y). For single or double * cutout codes, please choose your electrical module(s) then refer to the cutout matrix on page 0 for the proper cutout code. *Square tables may not have double cutout codes <i>Note:</i> Grommet cover must be ordered separately if specifying a grommet cutout. Please refer to pg. 174-175.	<i>Laminate and Veneer tops:</i> Constructed of particle board substrates sandwiched between laminate or wood veneer top and phenolic backer sheet bottom. Laminate tops can be specified with a flat ABS or molded urethane edge. Veneer tops will have matching solid wood edge. Solid wood edges can be specified on corner wedge tops with a wood veneer top. Edge and top will match. <i>Legs:</i> Legs are extruded aluminum and finished in a highly durable textured powder coat paint.	<i>Ganging tables:</i> Each table is fitted with a Pixel connector on the underside of each corner. Four leg tables have the ganging mechanism incorporated into the leg casting. To join the tables, align the mechanisms and slide the lever along the curved path to engage. <i>Maintenance:</i> See pages 7-0. <i>Note:</i> Pixel tables are certified Clean Air GOLD.

Marc Krusin
Pixel™ Table Series
Column Leg Advanced Tables

	description	width	depth	height	top	table wgt. (lbs)
<i>Designer(s):</i> Marc Krusin, 2015 <i>Award(s):</i> Best of Neocon Gold Award, 2015  	KBXW Work Height, Fixed Round Top, Knife Edge	36"		28¾"	round	48
	 					
	KBXL Lounge Height, Fixed Round Top, Knife Edge	36"		23 ½"	round	47
	KBXC Counter Height, Fixed Round Top, Knife Edge	36"		36"	round	49
	KBXB Bar Height, Fixed Round Top, Knife Edge	36"		42"	round	50
	KBXW Work Height, Fixed Square Top, Knife Edge	30"	30"	28¾"	square	45
	 					
	KBXL Lounge Height, Fixed Square Top, Knife Edge	30"	30"	23 ½"	square	44
	KBXC Counter Height, Fixed Square Top, Knife Edge	30"	30"	36"	square	46
	KBXB Bar Height, Fixed Square Top, Knife Edge	30"	30"	42"	square	46

Order Code	Finishes
<i>Example:</i> KBXB36D-G-111-300-Y-111T	
KBXB36D	36" diameter, round, counter height
G	Glides
111	Black laminate
300	Black molded edgeband
Y	No grommet
111T	Jet Black legs
<i>Specify:</i>	
1. Pattern number	
2. Glide selection	
3. Top finish selection	
4. Edgeband selection	
5. Cutout option	
6. Leg finish	

Colored laminate finishes:

Bright White, matte (suffix 118)
Folkstone, matte (suffix 114)
Black, matte (suffix 111)

Woodgrain laminate finishes:

Medium Cherry (suffix 124)
Natural Maple (suffix 125)
Natural Cherry (suffix 126)
Walnut (suffix 127)
Light Ash (suffix 139)
Warm Ash (suffix 140)
Whitened Ash (suffix 141)
Grey Ash (suffix 142)
Classic Oak (suffix 143)
Graphite Pear (suffix 144)

Veneer top/edge finishes:

American Walnut (suffix AW)
Natural Oak (suffix ON)
Fumed Oak (suffix OF)
Ebonized Oak (suffix OE)

Molded edgeband finishes:

Black (suffix 300M)
Mink (suffix 324M)
Innertone (suffix 386M)
Platinum (suffix 367M)
Folkstone (suffix 004M)

Leg finishes:

Jet Black (suffix 111T)
Bright White (suffix 118T)
Medium Grey (suffix 115T)
Sterling (suffix 906T)



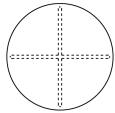
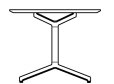

Glides:

Glides (suffix G)

pattern no.	laminate/molded edge	veneer/wood edge
KBXW36D-(G)-()-()-()	\$1,810.	\$3,528.
KBXL36D-(G)-()-()-()	\$1,787.	\$3,504.
KBXC36D-(G)-()-()-()	\$1,830.	\$3,534.
KBXB36D-(G)-()-()-()	\$1,848.	\$3,570.
KBXW3030-(G)-()-()-()	\$1,742.	\$3,104.
KBXL3030-(G)-()-()-()	\$1,721.	\$3,080.
KBXC3030-(G)-()-()-()	\$1,759.	\$3,110.
KBXB3030-(G)-()-()-()	\$1,782.	\$3,147.

Electrical	Construction
<i>Cutout Options: (\$33 list per cutout)</i> Tables may be specified with zero or one round grommet. Please refer to page 0 for the proper cutout code.	<i>Laminate and Veneer tops:</i> Constructed of an MDF core sandwiched between laminate or wood veneer top and phenolic backer sheet bottom. Reverse knife edge is only available in a molded urethane edge and a solid wood edge. ABS flat edge is not available.
<i>Note:</i> Column base tables can only accommodate the KE1, KE2, and KE3 electrical modules.	<i>Legs:</i> Legs are extruded aluminum and finished in a highly durable textured powder coat paint.
Grommet cover must be ordered separately if specifying a grommet cutout. Please refer to pg. 174-175.	

Marc Krusin
Pixel™ Table Series
Column Leg Advanced Tables

	description	width	depth	height	top	table wgt. (lbs)
<p><i>Designer(s):</i> Marc Krusin, 2015</p> <p><i>Award(s):</i> Best of Neocon Gold Award, 2015</p> 	<p>KBXW Work Height, Fixed Round Top, Knife Edge</p>  	42"	42"	28 ¼"	round	—
	<p>KBXL Lounge Height, Fixed Round Top, Knife Edge</p>	42"	42"	23 ½"	round	—
	<p>KBXC Counter Height, Fixed Round Top, Knife Edge</p>	42"	42"	36"	round	—
	<p>KBXB Bar Height, Fixed Round Top, Knife Edge</p>	42"	42"	42"	round	—
	<p>KBXW Work Height, Fixed Square Top, Knife Edge</p>  	36"	36"	28 ¼"	square	—
	<p>KBXL Lounge Height, Fixed Square Top, Knife Edge</p>	36"	36"	23 ½"	square	—
	<p>KBXC Counter Height, Fixed Square Top, Knife Edge</p>	36"	36"	36"	square	—
	<p>KBXB Bar Height, Fixed Square Top, Knife Edge</p>	36"	36"	42"	square	—

Order Code	Finishes	Features
<i>Example:</i> KBXW42DE-G-111-300-Y-111T	<i>Colored laminate finishes:</i> Bright White, matte (suffix 118) Folkstone, matte (suffix 114) Black, matte (suffix 111)	<i>Molded edgeband finishes:</i> Black (suffix 300M) Mink (suffix 324M) Innertone (suffix 386M) Platinum (suffix 367M) Folkstone (suffix 004M)
KBXW42DE 42" diameter, round, counter height, electric column		Electrical cord can pass through the vertical column on 42" Round and 36" Square tables only.
G Glides	<i>Woodgrain laminate finishes:</i> Medium Cherry (suffix 124) Natural Maple (suffix 125)	
111 Black laminate	Natural Cherry (suffix 126)	<i>Leg finishes:</i> Jet Black (suffix 111T) Bright White (suffix 118T) Medium Grey (suffix 115T) Sterling (suffix 906T)
300 Black molded edgeband	Walnut (suffix 127)	
Y No grommet	Light Ash (suffix 139)	
111T Jet Black legs	Warm Ash (suffix 140) Whitened Ash (suffix 141) Grey Ash (suffix 142) Classic Oak (suffix 143) Graphite Pear (suffix 144)	<i>Glides:</i> Glides (suffix G)
<i>Specify:</i> 1. Pattern number 2. Glide selection 3. Top finish selection 4. Edgeband selection 5. Cutout option 6. Leg finish	<i>Veneer top/edge finishes:</i> American Walnut (suffix AW) Natural Oak (suffix ON) Fumed Oak (suffix OF) Ebonized Oak (suffix OE)	




pattern no.	laminate/molded edge	veneer/wood edge
KBXW42DE-(G)-()-()-()	\$2,086.	\$4,221.
KBXL42DE-(G)-()-()-()	\$2,065.	\$4,203.
KBXC42DE-(G)-()-()-()	\$2,112.	\$4,245.
KBXB42DE-(G)-()-()-()	\$2,141.	\$4,269.
KBXW3636E-(G)-()-()-()	\$1,919.	\$3,630.
KBXL3636E-(G)-()-()-()	\$1,899.	\$3,615.
KBXC3636E-(G)-()-()-()	\$1,947.	\$3,657.
KBXB3636E-(G)-()-()-()	\$1,974.	\$3,683.

Electrical	Construction
<p><i>Cutout Options:</i> (\$33 list per cutout)</p> <p>Tables may be specified with zero or one round grommet. Please refer to page 0 for the proper cutout code.</p> <p><i>Note:</i></p> <p>Column base tables can only accommodate the KE1, KE2, and KE3 electrical modules.</p> <p>Grommet cover must be ordered separately if specifying a grommet cutout. Please refer to pg. 174-175.</p>	<p><i>Laminate and Veneer tops:</i></p> <p>Constructed of an MDF core sandwiched between laminate or wood veneer top and phenolic backer sheet bottom.</p> <p>Reverse knife edge is only available in a molded urethane edge and a solid wood edge. ABS flat edge is not available.</p> <p><i>Legs:</i></p> <p>Legs are extruded aluminum and finished in a highly durable textured powder coat paint.</p>

Marc Krusin

Pixel™ Table Series

Pixel™ Corner Wedge

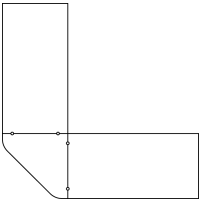
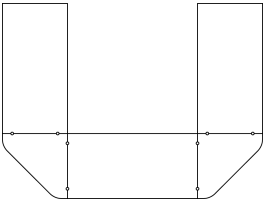
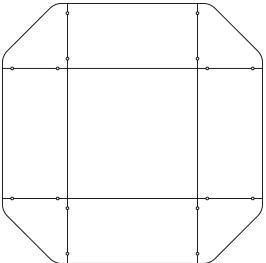
	description	width	side depth	depth	height
<i>Designer(s):</i> Marc Krusin, 2016	KP Corner Wedge Top	25 1/2"	18"		
		34"	24"		
		42.5"	30"		
		51"	36"		
					
	KGANG Pixel ganging mechanism				
					

Order Code	Finishes	Construction
<i>Example:</i> KP-24-141-004-118T		
KP-24 Corner Wedge Top, 24"	<i>Colored laminate finishes:</i> Bright White, matte (suffix 118) Folkstone, matte (suffix 114) Black, matte (suffix 111)	<i>Molded edgeband finishes:</i> Black (suffix 300M) Mink (suffix 324M) Innertone (suffix 386M) Platinum (suffix 367M) Folkstone (suffix 004M)
141 Whitened Ash laminate		
004 Folkstone molded edgeband		
118T Bright white hanger		
	<i>Woodgrain laminate finishes:</i> Medium Cherry (suffix 124) Natural Maple (suffix 125) Natural Cherry (suffix 126) Walnut (suffix 127) Light Ash (suffix 139) Warm Ash (suffix 140) Whitened Ash (suffix 141) Grey Ash (suffix 142) Classic Oak (suffix 143) Graphite Pear (suffix 144)	<i>Flat edgeband finishes:</i> Black (suffix 111) Mink (suffix 324) Innertone (suffix 386) Platinum (suffix 367) Folkstone (suffix 004) White (suffix 118)
	<i>Veneer top/edge finishes:</i> American Walnut (suffix AW) Natural Oak (suffix ON) Fumed Oak (suffix OF) Ebonized Oak (suffix OE)	<i>Woodgrain flat edgeband finishes:</i> Medium Cherry (suffix 124) Natural Maple (suffix 125) Natural Cherry (suffix 126) Walnut (suffix 127) Light Ash (suffix 139) Warm Ash (suffix 140) Whitened Ash (suffix 141) Grey Ash (suffix 142) Classic Oak (suffix 143) Graphite Pear (suffix 144)
		<i>Hanger finishes:</i> Jet Black (suffix 111T) Bright White (suffix 118T) Medium Grey (suffix 115T) Sterling (suffix 906T)





Specify:

- Pattern number
- Top finish selection
- Edgeband finish selection
- Hanger finish selection

pattern no.	laminate/flat edge	laminate/molded edge	veneer/wood
KP-18-()-()-()	\$686.	\$834.	\$1,431.
KP-24-()-()-()	\$725.	\$894.	\$1,780.
KP-30-()-()-()	\$789.	\$988.	\$2,340.
KP-36-()-()-()	\$866.	\$1,087.	\$2,568.
KGANG	\$42.	n/a	n/a

Features	Configurations
<i>Corner Wedge Top:</i> The Corner Wedge Top is used to easily transition Pixel rectangular training tables into L-shape, U-shape or hollow square configurations. This top connects to the adjacent tables by powder coated steel hangers and Pixel ganging brackets. By eliminating legs in the design, the Corner Wedge allows for unencumbered leg room in the corner position.	<div>L-Shape Configuration:</div> <div>U-Shape Configuration:</div> <div>Hollow Square Configuration:</div>
<i>Corner Wedge Dolly:</i> The Corner Wedge Dolly is made of black powder coated steel on casters and can fit up to 12 wedges. The handle on the dolly can be used to support the weight of the Corner Wedge while ganging or removing from the Pixel Tables.	
<i>Maintenance:</i> See pages 7.	
<i>Note:</i> Pixel tables are certified Clean Air GOLD.	

Marc Krusin
Pixel™ Electrical
Round Grommet, KE1, KE2, KE3

	description	type	power cord
Designer(s): Marc Krusin, 2015	KERG Round grommet	Round Grommet	n/a
			
	KE1 Two receptacle module	1 Power, 1 USB	120" Cordset
		2 Power	120" Cordset
		1 Power, 1 USB	48" Cordset
		2 Power	48" Cordset
		1 Power, 1 USB	72" Cordset
		2 Power	72" Cordset
	KE2 Three receptacle module	2 Power, 1 USB	48" Cordset
		3 Power	48" Cordset
		2 Power, 1 USB	72" Cordset
		3 Power	72" Cordset
	KE3 Four receptacle module	2 Power, 2 USB	48" Cordset
		4 Power	48" Cordset
		2 Power, 2 USB	72" Cordset
		4 Power	72" Cordset



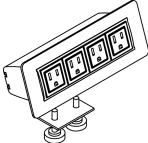

pattern no.	.
KERG-()	\$36.
KE1101C120-()	\$493.
KE1200C120-()	\$345.
KE1101C48-()	\$493.
KE1200C48-()	\$345.
KE1101C72-()	\$493.
KE1200C72-()	\$345.
KE2201C48-()	\$500.
KE2300C48-()	\$359.
KE2201C72-()	\$500.
KE2300C72-()	\$359.
KE3202C48-()	\$791.
KE3400C48-()	\$556.
KE3202C72-()	\$791.
KE3400C72-()	\$556.

Order Code	Ordering Information	Construction
<i>Example:</i> ARE1-W	Case and Receptacle Finishes: Black case with Black receptacles (suffix B) White case with White receptacles (suffix W)	Description: Electrical modules are die-cast aluminum and plastic with powder coat matte paint finish.
ARE1		
W		

Specify:

1. Pattern number
2. Case Finish

Marc Krusin
Pixel™ Electrical
KE4, KE5, KE7, KE8

designer(s)	description	type	power cord
Marc Krusin, 2015	KE4 Four receptacle module 	4 Power	48" Cordset
		4 Power	72" Cordset
		3 Power, 1 USB	48" Cordset
		3 Power, 1 USB	72" Cordset
		3 Power, 1 USB	48" Pixel Link
		3 Power, 1 USB	60" Pixel Link
		2 Power, 2 USB	48" Cordset
		2 Power, 2 USB	72" Cordset
		2 Power, 2 USB	48" Pixel Link
		2 Power, 2 USB	60" Pixel Link
	KE5 Four receptacle module 	2 Power, 2 USB	48" Cordset
		2 Power, 2 USB	72" Cordset
		2 Power, 2 USB	48" Pixel Link
		2 Power, 2 USB	60" Pixel Link
		2 Power, 2 USB	72" Hardwire
		3 Power, 1 USB	48" Cordset
		3 Power, 1 USB	72" Cordset
		4 Power	48" Cordset
		4 Power	72" Cordset
		3 Power, 1 USB	48" Pixel Link
	KE7 Four receptacle module with clamp mount 	3 Power, 1 USB	60" Pixel Link
		3 Power, 1 USB	72" Hardwire
		2 Power, 2 USB	72" Cordset
		3 Power, 1 USB	72" Cordset
		4 Power	72" Cordset
	KE8 Three receptacle module 	3 Power	48" Cordset
		3 Power	72" Cordset
		3 Power	48" Pixel Link
		3 Power	60" Pixel Link
		3 Power	72" Hardwire
		2 Power, 1 USB	48" Cordset
		2 Power, 1 USB	72" Cordset
		2 Power, 1 USB	48" Pixel Link
		2 Power, 1 USB	60" Pixel Link
		2 Power, 1 USB	72" Hardwire

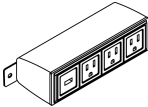
pattern no.	
KE4400C48-()	\$645.
KE4400C72-()	\$645.
KE4301C48-()	\$711.
KE4301C72-()	\$711.
KE4301L48U2-()	\$802.
KE4301L60U2-()	\$806.
KE4202C48-()	\$842.
KE4202C72-()	\$842.
KE4202L48U2-()	\$992.
KE4202L60U2-()	\$994.
KE5202C48-()	\$1,025.
KE5202C72-()	\$1,025.
KE5202L48U2-()	\$1,066.
KE5202L60U2-()	\$1,069.
KE5202H(L,R)-()	\$1,127.
KE5301C48-()	\$883.
KE5301C72-()	\$883.
KE5400C48-()	\$906.
KE5400C72-()	\$906.
KE5301L48U2-()	\$925.
KE5301L60U2-()	\$927.
KE5301H(L,R)-()	\$988.
KE7202C72-()	\$1,025.
KE7301C72-()	\$883.
KE7400C72-()	\$907.

KE8300C48-()	\$684.
KE8300C72-()	\$684.
KE8300L48U2-()	\$726.
KE8300L60U2-()	\$729.
KE8300H(L,R)-()	\$787.
KE8201C48-()	\$844.
KE8201C72-()	\$844.
KE8201L48U2-()	\$887.
KE8201L60U2-()	\$889.
KE8201H(L,R)-()	\$947.

Order Code	Ordering Information	Pixel Link	
<i>Example:</i> KE8300L60-BK	<i>Case and Receptacle Finishes:</i>	Pixel Link is a non-sequential power system that allows users to “daisy chain” multiple power centers together. Please specify a Starter Box (KLSC) if using the Pixel Link system. Pixel Link’s “brain” allows users to connect up to 8 power/data centers off of one infeed. The smart LED indicators built into the Starter Box will illuminate green when you’re connected and ready to plug in. A red light means that you’ve linked too many units.	
KE8 KE8 Electrical Module	Black case with Black receptacles (suffix BK)		
300 3 Power	White case with White receptacles (suffix WH)		
L60 60” Pixel Link	Bright White case with Bright White receptacles (suffix 118)		
BK Black finish			
<i>Specify:</i>	Note: White (suffix WH) option for electrical modules has a warmer tone compared to Bright White (suffix 118). It is recommended that Bright White be specified with a Bright White laminate top for closest match.		
1. Pattern number			
2. Case Finish			

Construction	Electrical
<p><i>Description:</i></p> <p>KE4: Die-cast aluminum with powder coat matte paint finish.</p> <p>KE5: Aluminum case with powder coat matte paint finish.</p> <p>KE7: Aluminum case with powder coat matte paint finish. *</p> <p>KE8: Aluminum case with powder coat matte paint finish.</p> <p> *KE7 Electrical Module is compatible with flat edge tops only. This mount will not work with knife edge tables.</p>	<p><i>USB:</i></p> <p>The USB option that is included in the KE4 module will have (2) USB jacks per position. For example a KE4202C72 module includes (2) Power and (2) USB but will actually have (2) Power and (4) USB jacks.</p> <p>The USB option that is included in the KE5, KE7, and KE8 modules will only have (1) USB jack per position. For example a KE5202C72 module includes (2) Power and (2) USB and will have (2) Power and (2) USB jacks.</p> <p><i>USB: 2 Amps</i></p> <p><i>Note:</i></p> <p>Additional data and power configurations can be requested through Custom Product Development.</p>

Marc Krusin
Pixel™ Electrical
KE6: C-Leg Trough Only

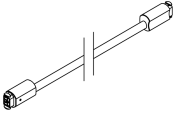
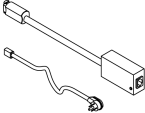
	description	type	power cord
<i>Designer(s):</i> Marc Krusin, 2015	KE6 Four receptacle module 	3 Power, 1 USB	48" Cordset
		3 Power, 1 USB	72" Cordset
		3 Power, 1 USB	48" Pixel Link
		3 Power, 1 USB	60" Pixel Link
		3 Power, 1 USB	72" Hardwire

pattern no.	
KE6301C48-()	\$1,044.
KE6301C72-()	\$1,044.
KE6301L48U2-()	\$1,077.
KE6301L60U2-()	\$1,080.
KE6301H-()	\$1,147.

Order Code	Ordering Information	Pixel Link		
<i>Example:</i> KE6301C72	<i>Case and Receptacle Finishes:</i>	Pixel Link is a non-sequential power system that allows users to “daisy chain” multiple power centers together. Please specify a Starter Box (KLSC) if using the Pixel Link system. Pixel Link’s “brain” allows users to connect up to 8 power/data centers off of one infeed. The smart LED indicators built into the Starter Box will illuminate green when you’re connected and ready to plug in. A red light means that you’ve linked too many units.		
KE6	Black case with Black receptacles (suffix BK)		Cutout Codes: Please refer to the Grommet and Electrical Module Cutout Matrix on page 0for table compatibility and cutout codes.	
301	White case with White receptacles (suffix WH)			<i>Note:</i> Power Modules with a Pixel Link require a Starter Box. 72” wide tables require a jumper cable. Please refer to page 52of the price list for Pixel Link Starter Boxes and Cables.
C72	Bright White case with Bright White receptacles (suffix 118)			
BK				
<i>Specify:</i> 1. Pattern number 2. Case Finish	Note: White (suffix WH) option for electrical modules has a warmer tone compared to Bright White (suffix 118). It is recommended that Bright White be specified with a Bright White laminate top for closest match. KE6 Electrical Modules are only available on C-Leg tables with trough cutout.			

Construction	Electrical
<i>Description:</i> KE6: Aluminum case with powder coat matte paint finish.	<i>USB:</i> The USB option that is included in the KE6 module will only have (1) USB jack per position. For example a KE6301C72 module includes (3) Power and (1) USB and will have (3) Power and (1) USB jack. USB: 2 Amps <i>Note:</i> Additional data and power configurations can be requested through Custom Product Development.

Marc Krusin
Pixel™ Electrical
Pixel™ Link Starter Boxes and Jumper Cables

	description	type	power cord
<i>Designer(s):</i> Marc Krusin, 2015	KLJ Jumper cable 	Jumper cable	12"
		Jumper cable	24"
		Jumper cable	36"
		Jumper cable	48"
		Jumper cable	60"
	KLSC Starter box 	Starter box	72" Cordset
		Starter box	120" Cordset
	KLA1-2 Pixel Link Adaptor		
	KLA2-1 Pixel Link Adaptor		

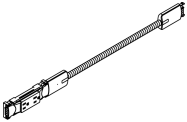

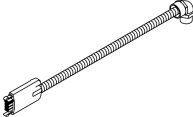
pattern no.	
KLJ12U2	\$144.
KLJ24U2	\$150.
KLJ36U2	\$159.
KLJ48U2	\$167.
KLJ60U2	\$176.
KLSC72U2	\$728.
KLSC120U2	\$749.

KLA1-2	\$144.
KLA2-1	\$144.

Order Code	Pixel Link	Pixel Link Rules	
<i>Example:</i> KLSC120	Pixel Link is a non-sequential power system that allows users to “daisy chain” multiple power centers together. Pixel Link’s “brain” allows users to connect up to 8 power/data centers off of one starter box. The smart LED indicators will illuminate green when you’re connected and ready to plug in. A red light means that you’ve linked too many units.	Starter Boxes: Starter Boxes can accommodate a maximum of (8) electrical modules and/or jumper cables (do not count the Starter Box itself). <i>Example:</i> (8) Electrical Modules or (4) Electrical Modules with (4) Jumper Cables. Electrical Modules: Cordset: Choose an Electrical Module with the appropriate length cordset to reach the power source. Pixel Link: Choose an electrical module with a Pixel Link length equivalent to the width of your table. The maximum Pixel Link cable length is 60”. Therefore, on 72” tables, you will need to order the electrical module with 60” Pixel Link cable and an additional 12” jumper cable. Cutout Codes: Refer to the Pixel Grommet and Electrical Module Cutout Matrix on page 0 for table compatibility and cutout codes. Corner Wedge: If utilizing a Corner Wedge in your configuration, specify a 24” Pixel Link to accommodate the added distance and curve for each corner wedge top.	
KLSC			Pixel Link Starter Box
120			120” power cord
<i>Specify:</i> 1. Pattern number 2. Cord length			

Ordering Information	
How to Specify Pixel Link Power System:	
Example 1: Need: (3) rows of (8) tables	Example 2: Need: (3) rows of (8) tables
Table Specifications: (24) 60" x 24" Pixel C-Leg Tables with consistent cutout positions on all tables.	Table Specifications: (24) 72" x 30" Pixel C-Leg Tables with consistent cutout positions on all tables.
Starter boxes can only accommodate a maximum of (8) electrical modules + jumper cables (do not count the starter box itself). For this application, we will need to specify (3) starter boxes (one for each row) since no jumpers are required. Choose the length cord that matches the distance to your power source.	Here we are going to show the same application with larger tables. Again, we have used (24) KE4 electrical modules with a 60" Pixel Link connector. Since our tables are 72" we will need to add 12" jumper cables to our specification to accommodate the added length.
Electrical Specifications: (24) KE4 Pixel Electrical Module - KE4301L60BK (3) Pixel Link Starter Box with 72" Cordset - KLSC72	Since we now have two components per table (electrical module + jumper cable) we will need a starter box for every (4) tables. In this case we will need (6) starter boxes. An additional power source will need to be provided for each row. Choose the length cord that matches the distance to each power source.
	Electrical Specifications: (24) KE4 Pixel Electrical Module - KE4301L60BK (18) 12" Pixel Jumper Cable - KLJ12 (6) Pixel Link Starter Box with 72" Cordset - KLSC72










Marc Krusin
Pixel™ Electrical
Pixel™ Trac

	description	type	power cord
Designer(s): Marc Krusin, 2015	KTk Pixel Trac Kit 	Single Duplex Kit for 48" table	48" metal conduit
		Single Duplex Kit for 60" table	60" metal conduit
		Single Duplex Kit for 72" table	72" metal conduit
		Single Duplex Kit	84" metal conduit
		Single Duplex Kit	96" metal conduit
	KTD Pixel Trac Duplex Kit 	Single Duplex Kit	–
	KTSH Pixel Trac Starter 	Starter Cable for 72" Hardwire	72" metal conduit
		Starter Cable for 120" Hardwire	120" metal conduit

Order Code		Pixel Trac	Ordering Information	
Example:	KTSH120	Pixel Trac is a non-sequential modular power system that allows users to link up to 13 duplex receptacles together off of one hardwired power infeed. With locking and keyed connectors, installation is a snap. Pixel Trac is a UL Listed Manufactured Wiring System.	How to Specify Pixel Trac Power System:	
KTSH	Pixel Trac metal conduit		Example 1: Need: (2) rows of (13) tables	Example 2: Need: (2) rows of (13) tables
120	120" metal conduit		Table Specifications: (26) 60" x 24" Pixel C-Leg Tables with a Front Center (EA) cutout for a KE5 power module in all tables. Each starter (infeed) cable can accommodate a maximum of (13) Pixel Trac jumper kits. Choose the length starter that matches the distance to your power source. For this application we will need to specify (2) Pixel Trac Starters, one for each row. Select the Pixel Trac Kit that is the same length as the table. For this application we will need (26) of the 60" Pixel Trac Kits, (1) for each table. Review the Grommet and Electrical Module Cutout Matrix to verify that the preferred power module is available in the requested location. Choose the power module with the 48" cordset to reduce the amount of excess cord that needs to be stored in each trough. For this application we will need (26) of the KE4 Electrical Modules. Electrical Specifications: (26) KE5 Pixel Electrical Module - KE5202C48 (26) 60" Pixel Trac Kit - KTK60 (2) Pixel Trac Starter - KTSH72	Table Specifications: (26) 72" x 30" Pixel C-Leg Tables with a Front Left and Right (DA) cutouts with two KE5 power modules in each table. Each starter (infeed) cable can accommodate a maximum of (13) Pixel Trac jumper kits. Choose the length starter that matches the distance to your power source. For this application we will need to specify (2) Pixel Trac Starters, one for each row. Select the Pixel Trac Kit that is the same length as the table. For this application we will need (26) of the 72" Pixel Trac Kits, (1) for each table. Review the Grommet and Electrical Module Cutout Matrix to verify that the preferred power module is available in the requested location. Choose the power module with the 48" cordset to reduce the amount of excess cord that needs to be stored in each trough. For this application we will need (52) of the KE4 Electrical Modules. Electrical Specifications: (52) KE5 Pixel Electrical Module - KE5202C48 (26) 72" Pixel Trac Kit - KTK72 (2) Pixel Trac Starter - KTSH72

pattern no.	.
KTK48	\$249.
KTK60	\$262.
KTK72	\$279.
KTK84	\$293.
KTK96	\$308.
KTD	\$118.
KTSH72	\$163.
KTSH120	\$203.

Marc Krusin
Pixel™ Electrical
Pixel™ Wire Management

	description
<i>Designer(s):</i> Marc Krusin, 2015	KE-VF Vertical wire management clips for Four Leg Pixel Tables 
	KE-VB Vertical wire management clips for Column Base Pixel Tables 
	KE-VCT Vertical wire management clips for C and T Leg Pixel Tables 
	KE-VCTE Vertical wire management clips for Electric Height Adjustable C and T Leg Pixel Tables 
	KE-VY Vertical wire management clips for Y Leg Pixel Tables 
	KE-H Horizontal wire management clips for Pixel Tables 
	KE-KLH Magnetic wire management clips for Pixel S Series Tables 
	KE-VC Vertical cord cover for C and T leg tables with casters 
	KE-VG Vertical cord cover for C and T leg tables with glides 

Order Code	Finishes	Features	
<i>Example:</i> KE-CT KE-CT Vertical wire management clips for C and T Leg	<i>Cord cover finishes:</i> Jet Black (suffix 111T) Bright White (suffix 118T) Medium Grey (suffix 115T) Sterling (suffix 906T)	<i>Vertical Wire Management Clips:</i> Vertical wire management clips easily snap on to the leg of the Pixel Table in order to guide the wires and cords down to the floor. Clips slide up and down the leg for adjustment.	<i>Horizontal Wire Management Clips:</i> Horizontal wire management clips screw onto the underside of the table top which secure the wires or cables in place.
<i>Specify:</i> 1. Pattern number		<i>Note:</i> Vertical wire management clips are clear and come in a pack of 2.	<i>Note:</i> Horizontal wire mangement clips are black and come in a pack of 4.
<i>Example:</i> KE-VG-118T KE-VG Vertical cord cover for C and T Leg table on glides 118T Bright White			


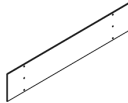
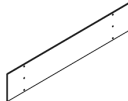
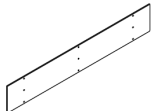
Specify:
1. Pattern number
2. Paint finish

pattern no.	.
KE-VF	\$28.
KE-VB	\$28.
KE-VCT	\$43.
KE-VCTE	\$29.
KE-VY	\$28.
KE-H	\$33.
KE-KLH	\$77.
KE-VC-()	\$83.
KE-VG-()	\$90.

Cord Covers:
Cord covers can be specified for both C and T leg Pixel tables on casters or glides. Covers are extruded aluminum and snap onto the leg to hide vertical wires and allow for a more seamless look. Specify paint finish to match table leg finish. Recommended for use when specifying Pixel Trac.

Note:
Cord covers cannot be used on electric and pinset height adjustable tables.

Marc Krusin
Pixel™ Accessories
Pixel™ Modesty and Privacy Screens

	description	h	w	d
Designer(s): Marc Newson, 2022	KS48L Pixel modesty/privacy screen, 48". For all C-Leg tables. For use on Four Leg tables for privacy only	14"	48"	1/2"
				
	KS60L Pixel modesty/privacy screen, 60". For all C-Leg tables and T-Leg fix tables. For use on Four Leg tables for privacy only	14"	60"	1/2"
				
	KS72L Pixel modesty/privacy screen, 72". For all C-Leg tables, T-Leg fix tables, and Y-Leg fix tables. For use on Four Leg tables for privacy only	14"	72"	1/2"
				
	KS84L Pixel modesty/privacy screen, 84". For Y-Leg fix tables	14"	84"	1/2"
				

Order Code		Finishes	Construction
<i>Example:</i>	KS48L-141-118T	<i>Colored laminate finishes:</i>	<i>Flat edgeband finishes:</i>
KS48L	Pixel Modesty/Privacy screen, 48" laminate	Bright White (suffix 118)	Black (suffix 111)
141	Whitened Ash laminate finish	Folkstone Grey (suffix 114)	Mink (suffix 324)
118T	White flat edgeband	Jet Black (suffix 111)	Innertone (suffix 386)
			Platinum (suffix 367)
		<i>Woodgrain laminate finishes:</i>	Folkstone (suffix 004)
		Medium Cherry (suffix 124)	White (suffix 118)
		Natural Maple (suffix 125)	
		Natural Cherry (suffix 126)	<i>Woodgrain flat edgeband finishes:</i>
		Walnut (suffix 127)	Medium Cherry (suffix 124)
		Light Ash (suffix 139)	Natural Maple (suffix 125)
		Warm Ash (suffix 140)	Natural Cherry (suffix 126)
		Whitened Ash (suffix 141)	Walnut (suffix 127)
		Grey Ash (suffix 142)	Light Ash (suffix 139)
		Classic Oak (suffix 143)	Warm Ash (suffix 140)
		Graphite Pear (suffix 144)	Whitened Ash (suffix 141)
			Grey Ash (suffix 142)
			Classic Oak (suffix 143)
			Graphite Pear (suffix 144)

Specify:

1. Pattern number
2. Screen finish
3. Edgeband finish

pattern no.	list
KS48L-()-()	\$679.
KS60L-()-()	\$740.
KS72L-()-()	\$883.
KS84L-()-()	\$993.

Features

Modesty Screens:

Modesty screens can remain attached to Pixel Flip-Top Tables while tables are flipped and nested due to the flexibility of the Hytrel® hinge.

Note: Tables cannot be flipped or nested if privacy screen is attached.



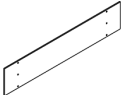


Modesty/Privacy screen brackets:

Two brackets are required for each modesty and privacy screen EXCEPT for KS84L (84" width) which requires three brackets. Modesty Brackets screw into inserts located on the underside of the table top. Privacy brackets clamp onto the table top.

Marc Krusin

Pixel™ Accessories

Pixel™ Modesty and Privacy Screens

	description	h	w	d
<i>Designer(s):</i> Marc Newson, 2022	KSF48L Pixel modesty screen, 44". For 48" Four leg tables only	14"	44"	1⁄2"
				
	KSF60L Pixel modesty screen, 56". For 60" Four leg tables only	14"	56"	1⁄2"
				
	KSF72L Pixel modesty screen, 68". For 72" Four leg tables only	14"	68"	1⁄2"
				
	KST60L Pixel modesty screen, 38". For 60" T-Leg flip tables only	14"	38"	1⁄2"
				
	KST72L Pixel modesty screen, 50". For 72" T-Leg flip tables only	14"	50"	1⁄2"
				




pattern no.	list
KSF48L-(-)(-)	\$675.
KSF60L-(-)(-)	\$738.
KSF72L-(-)(-)	\$881.
KST60L-(-)(-)	\$672.
KST72L-(-)(-)	\$730.

Order Code	Finishes	Construction
<i>Example:</i> KSF60-111-111T	<i>Colored laminate finishes:</i>	Flat edgeband finishes:
KSF60 Pixel Modesty/Privacy screen, 56" laminate	Bright White (suffix 118)	Black (suffix 111)
111 Jet Black laminate finish	Folkstone Grey (suffix 114)	Mink (suffix 324)
111T Black flat edgeband	Jet Black (suffix 111)	Innertone (suffix 386)
	<i>Woodgrain laminate finishes:</i>	Platinum (suffix 367)
	Medium Cherry (suffix 124)	Folkstone (suffix 004)
	Natural Maple (suffix 125)	White (suffix 118)
	Natural Cherry (suffix 126)	<i>Woodgrain flat edgeband finishes:</i>
	Walnut (suffix 127)	Medium Cherry (suffix 124)
	Light Ash (suffix 139)	Natural Maple (suffix 125)
	Warm Ash (suffix 140)	Natural Cherry (suffix 126)
	Whitened Ash (suffix 141)	Walnut (suffix 127)
	Grey Ash (suffix 142)	Light Ash (suffix 139)
	Classic Oak (suffix 143)	Warm Ash (suffix 140)
	Graphite Pear (suffix 144)	Whitened Ash (suffix 141)
		Grey Ash (suffix 142)
		Classic Oak (suffix 143)
		Graphite Pear (suffix 144)

Specify:
1. Pattern number
2. Screen finish
3. Edgeband finish

Features
<i>Modesty Screens:</i> Modesty screens can remain attached to Pixel Flip-Top Tables while tables are flipped and nested due to the flexibility of the Hytel® hinge.
<i>Note:</i> Tables cannot be flipped or nested if privacy screen is attached.
<i>Modesty/Privacy screen brackets:</i> Two brackets are required for each modesty and privacy screen EXCEPT for KS84L (84" width) which requires three brackets. Modesty Brackets screw into inserts located on the underside of the table top. Privacy brackets clamp onto the table top.

Marc Krusin
Pixel™ Accessories
Pixel™ Modesty and Privacy Screens

description	h	w	d
<i>Designer(s):</i> Marc Newson, 2022			
KS24L Pixel side privacy screen, 24". For all C-Leg, T-Leg, and Four leg tables	14"	24"	1/2"
			
KS30L Pixel side privacy screen, 30". For all C-Leg, T-Leg, and Four leg tables	14"	30"	1/2"
			
KS36L Pixel side privacy screen, 36". For all C-Leg, T-Leg, Y-Leg, and Four leg tables	14"	36"	1/2"
			

pattern no.	list
KS24L-()-()	\$550.
KS30L-()-()	\$579.
KS36L-()-()	\$652.





Order Code	Finishes	Construction
<i>Example:</i> KS24L-118-118T KS24L Pixel Side Privacy screen, 24" laminate 118 Bright White laminate finish 118T White flat edgeband	<i>Colored laminate finishes:</i> Bright White (suffix 118) Folkstone Grey (suffix 114) Jet Black (suffix 111) <i>Woodgrain laminate finishes:</i> Medium Cherry (suffix 124) Natural Maple (suffix 125) Natural Cherry (suffix 126) Walnut (suffix 127) Light Ash (suffix 139) Warm Ash (suffix 140) Whitened Ash (suffix 141) Grey Ash (suffix 142) Classic Oak (suffix 143) Graphite Pear (suffix 144)	Flat edgeband finishes: Black (suffix 111) Mink (suffix 324) Innertone (suffix 386) Platinum (suffix 367) Folkstone (suffix 004) White (suffix 118) <i>Woodgrain flat edgeband finishes:</i> Medium Cherry (suffix 124) Natural Maple (suffix 125) Natural Cherry (suffix 126) Walnut (suffix 127) Light Ash (suffix 139) Warm Ash (suffix 140) Whitened Ash (suffix 141) Grey Ash (suffix 142) Classic Oak (suffix 143) Graphite Pear (suffix 144)
<i>Specify:</i> 1. Pattern number 2. Screen finish 3. Edgeband finish		<i>Laminate screens:</i> Constructed of MDF substrate sandwiched between laminate veneer. Laminate screens are specified with a flat .8mm ABS edgeband.

Features	
<p><i>Privacy screen brackets:</i></p> <p>Two privacy screen brackets are required for each privacy screen EXCEPT for KS84L (84" width) which requires three brackets. Privacy screen brackets clamp onto the table top.</p> <p><i>Note:</i> Tables cannot be flipped or nested if privacy screen is attached.</p>	

Marc Krusin

Pixel™ Accessories

Pixel™ Modesty and Privacy Screen Brackets

	description
<i>Designer(s):</i> Marc Newson, 2022	KSB-M Pixel Modesty Screen Bracket 
	KSB-PS Pixel Privacy Screen Bracket - Single table 
	KSB-PD Pixel Shared Privacy Screen Bracket 
	KSB-MCB Pixel Shared Privacy Screen Mid-span Connecting Bracket 

Order Code	Finishes	Construction	Features
<i>Example:</i> KSB-M-118T	<i>Bracket finishes:</i> Bright White (suffix 118T) Jet Black (suffix 111T)	<i>Modesty and Privacy bracket:</i> Brackets are constructed using a combination of cast aluminum and a Hytrel® hinge which allows tables to flip while screens are attached. Aluminum parts are powder coated and available in Bright White and Jet Black.	<i>Modesty and Privacy screen brackets:</i> Two brackets are required for each modesty screen EXCEPT for KS84L (84" width) which requires three brackets. Modesty brackets screw into inserts located on the underside of the table top. Privacy brackets clamp onto the table top.
KSB-M			
118T			
<i>Specify:</i> 1. Pattern number 2. Specify bracket finish			

pattern no.	list
KSB-M-()	\$118.
KSB-PS-()	\$177.
KSB-PD-()	\$192.
KSB-MCB-()	\$167.

Specifications
KSB-M: Specify if only modesty is required.
KSB-PS: Specify if only privacy is required. <i>Note:</i> If both modesty and privacy are being used together, specify both KSB-M and KSB-PS.
KSB-PD: Specify if privacy screen is shared by two tables. Bracket will also double as ganging bracket to join adjacent tables together.
KSB-MCB: Specify in conjunction with KSB-PS if privacy screen is shared by two perpendicular tables along the long edge of one table and the short edge of the second table.

Alpha-Numeric Index

<i>pattern no.</i>	<i>page</i>	<i>pattern no.</i>	<i>page</i>	<i>pattern no.</i>	<i>page</i>	<i>pattern no.</i>	<i>page</i>
KBXB3030	34	KE1101C120	40	KE-VF	50	KLCXW4830	14
KBXB3636E	36	KE1101C48	40	KE-VG	50	KLCXW6018	14
KBXB36D	34	KE1101C72	40	KE-VY	50	KLCXW6021	14
KBXB42DE	36	KE1200C120	40	KFXW3636	30	KLCXW6024	14
KBXC3030	34	KE1200C48	40	KFXW4242	30	KLCXW6030	14
KBXC3636E	36	KE1200C72	40	KFXW4818	30	KLCXW7218	14
KBXC36D	34	KE2201C48	40	KFXW4824	30	KLCXW7221	14
KBXC42DE	36	KE2201C72	40	KFXW4830	30	KLCXW7224	14
KBXL3030	34	KE2300C48	40	KFXW4836	30	KLCXW7230	14
KBXL3636E	36	KE2300C72	40	KFXW4848	30	KLJ12U2	46
KBXL36D	34	KE3202C48	40	KFXW6018	30	KLJ24U2	46
KBXL42DE	36	KE3202C72	40	KFXW6024	30	KLJ36U2	46
KBXW3030	34	KE3400C48	40	KFXW6030	30	KLJ48U2	46
KBXW3636E	36	KE3400C72	40	KFXW6036	30	KLJ60U2	46
KBXW36D	34	KE4202C48	42	KFXW7218	30	KLSC120U2	46
KBXW42DE	36	KE4202C72	42	KFXW7224	30	KLSC72U2	46
KCPA4821	12	KE4202L48U2	42	KFXW7230	30	KLTPA4824	28
KCPA4824	12	KE4202L60U2	42	KFXW7236	30	KLTPA4830	28
KCPA4830	12	KE4301C48	42	KGANG	10, 12, 14, 16, 18, 20, 22, 24, 26, 28, 32, 38	KLTPA4836	28
KCPA6021	12	KE4301C72	42	KLA1-2	46	KLTPA6024	28
KCPA6024	12	KE4301L48U2	42	KLA2-1	46	KLTPA6030	28
KCPA6030	12	KE4301L60U2	42	KLCPA4818	16	KLTPA6036	28
KCPA7221	12	KE4400C48	42	KLCPA4821	16	KLTPA7224	28
KCPA7224	12	KE4400C72	42	KLCPA4824	16	KLTPA7230	28
KCPA7230	12	KE5202C48	42	KLCPA4830	16	KLTPA7236	28
KCPW4818	12	KE5202C72	42	KLCPA6018	16	KLTPW4824	28
KCPW4821	12	KE5202H(L,R)	42	KLCPA6021	16	KLTPW4830	28
KCPW4824	12	KE5202L48U2	42	KLCPA6024	16	KLTPW4836	28
KCPW4830	12	KE5202L60U2	42	KLCPA6030	16	KLTPW6024	28
KCPW6018	12	KE5301C48	42	KLCPA7218	16	KLTPW6030	28
KCPW6021	12	KE5301C72	42	KLCPA7221	16	KLTPW6036	28
KCPW6024	12	KE5301H(L,R)	42	KLCPA7224	16	KLTPW7224	28
KCPW6030	12	KE5301L48U2	42	KLCPA7230	16	KLTPW7230	28
KCPW7218	12	KE5301L60U2	42	KLCPW4818	16	KLTPW7236	28
KCPW7221	12	KE5400C48	42	KLCPW4821	16	KLTXW4824	26
KCPW7224	12	KE5400C72	42	KLCPW4824	16	KLTXW4830	26
KCPW7230	12	KE6301C48	44	KLCPW4830	16	KLTXW4836	26
KCXA4818	10	KE6301C72	44	KLCPW6018	16	KLTXW6024	26
KCXA4821	10	KE6301H	44	KLCPW6021	16	KLTXW6030	26
KCXA4824	10	KE6301L48U2	44	KLCPW6024	16	KLTXW6036	26
KCXA4830	10	KE6301L60U2	44	KLCPW6030	16	KLTXW7224	26
KCXA6018	10	KE7202C72	42	KLCPW7218	16	KLTXW7230	26
KCXA6021	10	KE7301C72	42	KLCPW7221	16	KLTXW7236	26
KCXA6024	10	KE7400C72	42	KLCPW7224	16	KP-18	38
KCXA6030	10	KE8201C48	42	KLCPW7230	16	KP-24	38
KCXA7218	10	KE8201C72	42	KLCXA4818	14	KP-30	38
KCXA7221	10	KE8201H(L,R)	42	KLCXA4821	14	KP-36	38
KCXA7224	10	KE8201L48U2	42	KLCXA4824	14	KS24L	56
KCXA7230	10	KE8201L60U2	42	KLCXA4830	14	KS30L	56
KCXW4818	10	KE8300C48	42	KLCXA6018	14	KS36L	56
KCXW4821	10	KE8300C72	42	KLCXA6021	14	KS48L	52
KCXW4824	10	KE8300H(L,R)	42	KLCXA6024	14	KS60L	52
KCXW4830	10	KE8300L48U2	42	KLCXA6030	14	KS72L	52
KCXW6018	10	KE8300L60U2	42	KLCXA7218	14	KS84L	52
KCXW6021	10	KE-H	50	KLCXA7221	14	KSB-M	58
KCXW6024	10	KE-KLH	50	KLCXA7224	14	KSB-MCB	58
KCXW6030	10	KERG	40	KLCXA7230	14	KSB-PD	58
KCXW7218	10	KE-VB	50	KLCXW4818	14	KSB-PS	58
KCXW7221	10	KE-VC	50	KLCXW4821	14	KSF48L	54
KCXW7224	10	KE-VCT	50	KLCXW4824	14	KSF60L	54
KCXW7230	10	KE-VCTE	50				

<i>pattern no.</i>	<i>page</i>
KSF72L	54
KST60L	54
KST72L	54
KTD	48
KTk48	48
KTk60	48
KTk72	48
KTk84	48
KTk96	48
KTPA6030	20
KTPA6036	20
KTPA7230	20
KTPA7236	20
KTPW6030	20
KTPW6036	20
KTPW7230	20
KTPW7236	20
KTSH120	48
KTSH72	48
KTXA6030	18
KTXA6036	18
KTXA7230	18
KTXA7236	18
KTXW6030	18
KTXW6036	18
KTXW7230	18
KTXW7236	18
KYDW9648	32
KYPW7236	32
KYPW8436	32
KYXW7236	32
KYXW8436	32
KZTPA4824	24
KZTPA6024	24
KZTPA6030	24
KZTPW4824	24
KZTPW6024	24
KZTPW6030	24
KZTXA4824	22
KZTXA6024	22
KZTXA6030	22
KZTXW4824	22
KZTXW6024	22
KZTXW6030	22

Selling Policy

	<p>This Selling Policy supersedes all previous selling policies and is inclusive of Knoll, KnollStudio and Muuto. Prices, discounts and product offerings are subject to change without notice.</p>
Terms & Conditions of Sales	<p>Sales by Knoll, Inc. or Knoll North America Corp. ("Seller") of Knoll Product Lines (hereinafter "Products") within the United States and Canada are made only on the terms which are contained in this Selling Policy. Seller hereby gives notice of its objection to any different or additional terms and conditions. This sale is expressly conditional upon Purchaser's assent to the terms and conditions set forth below. Additional terms and conditions may apply to KnollStudio and KnollTextiles orders. These terms and conditions may be modified or supplemented only by a written document signed by an authorized representative of Seller. These terms and conditions supersede any prior and/or contemporaneous agreements or correspondence between Purchaser and Seller. Written quotations expire thirty (30) days from the date of issuance and can be withdrawn by written notice anytime during that period. Where Purchaser and Seller have entered into the Knoll Electronic Terms and Conditions, all orders, acknowledgements, invoices and other business communications placed or transmitted in accordance with the Knoll Electronic Terms and Conditions shall be deemed to be in writing and signed and shall be valid for all purposes as if they were originated and maintained in documentary form.</p>
Ordering Information	<p>All orders must be in writing. The product pattern number(s) contained on Seller's order acknowledgement shall be the final expression of the order.</p>
Order Confirmation	<p>A purchase order is not binding on Seller until Purchaser has received Seller's order confirmation or acknowledgment.</p>
Pricing Policies	<p>List prices are subject to change without notice.</p> <p>List prices shall be those prices in effect on the date of receipt of a complete purchase order unless shipment is requested more than ninety (90) days after order entry in which case prices in effect on the date of shipment apply. List prices include specified freight costs. Unless specified in writing by Seller, no other charges are included in Seller's list prices.</p>
Taxes	<p>All sales, use, excise and other taxes applicable to the sale of the Products shall be paid by Purchaser. If Purchaser claims an exemption from any tax, Purchaser shall submit to Seller the appropriate exemption certificates.</p>
Terms of Payment	<p>Payment for one hundred percent (100%) of the net order amount (including any applicable shipping and handling fee) is due within thirty (30) days of the date of invoice, which is generally issued upon shipment. In case of any discrepancies, such as shortages, and Seller is notified in writing within ten (10) days of receipt of Product, only that portion may be deducted and the balance paid. For orders greater than \$100,000 net, a fifty percent (50%) deposit is due at the time of order placement, with the remainder due within thirty (30) days of the date of invoice.</p> <p>KnollStudio orders less than \$2,000 require payment for one hundred percent (100%) of the net order amount (including any applicable sales tax and charges for inside delivery, special packaging, etc.), due at time of order placement. For KnollStudio orders greater than \$2,000, a one-half (50%) deposit is due at time of order placement with the remainder (including any applicable sales tax and charges for inside delivery, special packaging, etc.) due prior to shipment.</p> <p>If, in the judgment of Seller, Purchaser's financial condition does not justify the terms of the payment, Seller may require full or partial payment in advance. Past due accounts shall be charged one and one-half percent (1.5%) per month, or the highest rate permitted by law, whichever is less, and will be added to the outstanding balance. In the event Purchaser defaults on payment, Purchaser shall be liable for all collection costs, including reasonable attorney's fees and costs.</p>
Changes and Cancellation	<p>Standard purchase orders may not be changed or cancelled, in whole or in part, without prior written consent of Seller. Changes may effect delivery dates. Expenses incurred because of changes shall be charged to Purchaser. In the event of cancellations, Purchaser will be liable for reasonable cancellation charges established by Seller. Orders for special Product, orders including "COM" (hereinafter defined) material and orders pursuant to expedited delivery programs, may not be canceled.</p> <p>QuickShip orders may not be changed or canceled without Knoll's authorization. In the event of Muuto order changes, 25% payment of original net order amount is required for changes incurring the week the order was entered. 100% payment of original net order amount is required for changes incurring the week the order is scheduled to ship. If Muuto is ordered on QuickShip, the QuickShip policy supersedes.</p>
Freight Prepaid	<p>For standard orders, freight is prepaid and included in the price of all Knoll Office and KnollStudio Products, except KnollTextiles and Muuto, within the 48 contiguous United States for orders placed with Knoll, Inc. and within Canada, excluding the Yukon, Northwest Territories, Nunavut and Newfoundland for orders placed with Knoll North America Corp. Packing is tested for rigorous motion and transportation but is not guaranteed to protect furniture from all conditions. If special packaging is required for any reason, please consult with your sales representative or dealer. Seller shall select the method of shipment and routing. Freight for all KnollTextiles orders is prepaid and added to the invoice.</p> <p>Freight for all Muuto orders must be specified at time of order placement and added to the PO.</p>
Delivery/Freight Charges	<p>Shipments outside the contiguous 48 United States and Canada shall be shipped F.O.B. Origin.</p> <p>For shipments outside the contiguous United States and Canada, Purchaser is responsible for the cost of freight from point of embarkation, including any handling and transportation charges incidental to loading at the point of departure and unloading at the final destination.</p> <p>Conditions beyond the control of Seller, including weather, available facilities and traffic conditions, may affect exact time of delivery. Seller shall not be responsible for specific carrier delivery date or time unless it has made a specific delivery commitment, in writing.</p> <p>Nonstandard methods of shipment and/or additional services are available upon request. Orders for QuickShip product shipping direct parcel or White Glove are subject to additional shipping and handling charges and must be paid by Purchaser. Purchaser will be billed for the differential cost of any special services in excess of standard surface carrier freight costs. Premium charges, at Purchaser's request, will be added for airfreight, exclusive use of vehicle and extra, export or special packaging. Accessorial charges will be added for inside delivery, extra labor, reconsignment and redelivery.</p> <p>Partial shipments may be made and invoiced by Seller.</p>
Claims	<p>All shipments for Knoll Products within the contiguous United States and Canada are F.O.B. Origin. All risk of loss passes to Purchaser at time of delivery to carrier. Purchaser shall inspect all Products upon receipt and notify Seller within ten (10) working days after receipt of any damage or defects which are, or should be, apparent from an inspection of the Product and its packaging. Failure of Purchaser to notify Seller during the ten (10) working day period shall constitute acceptance of the Products and waiver of any apparent defects, errors or shortages. For all claims relating to Product damaged in transit or for any other claims relating to or arising out of the transportation of the Product, Purchaser must seek recovery from the carrier and Seller has no liability to Purchaser for such claims. Seller may, upon request, assist Purchaser with filing of such claims with the carrier, but Seller will not be liable for any of these transportation related claims.</p>

Selling Policy

Seller's Security Interest	Until Seller receives the full payment for the Product, Seller shall have a security interest in the Product. Purchaser agrees to perform all acts, including but not limited to the execution and filing of documentation, which may be necessary to perfect and assure the security interest of Seller.
Returns	The return of Products without a written authorization by Seller shall not be accepted. To receive authorization for Product return, please call Customer Service. All Products that are returned pursuant to a valid authorization shall be subject to a twenty-five percent (25%) of list restocking charge. Products not currently offered for sale by Seller (including COM) shall not be authorized for return. All returned Products must be unused, in original condition and in the original Seller packing cartons. No refund or credit shall be given for damaged Products.
Held Orders/Storage	If Purchaser requests that an order be held or delayed, prices and terms and conditions in effect at the time of shipment shall apply. If Purchaser requests a delay after the time when Seller can defer production, Purchaser will be invoiced for the Product, payable in accordance with standard terms, when the order is ready for shipment. Seller may transfer the Product to storage, in which case all expenses incurred in connection with storage, including demurrage, preparation for storage, storage charges and handling shall be payable by Purchaser upon submission of invoices by Seller. Risk of loss to the Product shall pass to the Purchaser upon delivery of the Product into storage.
Customer's Own Material	A Purchaser who requests a fabric or other surface material not standard to Seller's line of Products ("COM") must submit samples of the requested material to Seller prior to entry of a purchaser order. Seller shall determine if the material is suitable to its manufacturing processes and meets any requirements of Underwriters Laboratories. If the COM is acceptable, Seller will then establish a price for using the COM or the Product in question. For a description of the procedures for submitting samples and testing, contact customer resources or your sales representative. Seller shall have no responsibility for the appearance, condition, performance, durability, colorfastness or any other physical attribute of the COM. Purchaser shall indemnify and hold Seller harmless for any damages, injuries or losses arising out of or related to use of the COM on the Product.
Delay/Force Majeure	Seller shall not be liable for failure to perform or for delay in performance due to fire, flood, strike or other labor difficulty, act of God, act of war or terrorism, act of any governmental authority or of the Purchaser, riot, embargo, fuel or energy shortage, wrecks or delay in transportation, inability to obtain necessary labor, materials or manufacturing facilities from usual sources or failure of suppliers to meet their contractual obligations, or due to any cause beyond its reasonable control. If any such event occurs, Seller may extend delivery dates by a period of time necessary to overcome the effect of such delay, allocate available Product or cancel any purchase order.
Compliance with Law	PURCHASER IS SOLELY RESPONSIBLE FOR COMPLIANCE WITH ALL APPLICABLE FEDERAL, STATE AND LOCAL LAWS, ORDINANCES, REGULATIONS, RULES AND STANDARDS RELATING TO THE INSTALLATION, MAINTENANCE, USE AND OPERATION OF THE PRODUCTS.
Patents	Subject to the following provisions, Seller shall, at its own expense, defend or, at its option, settle any claim, suit or proceeding brought against the Purchaser, and/or its vendees, mediate and immediate, so far as based on an allegation that any Product or any part thereof furnished hereunder constitutes a direct or a contributory infringement of any claim of any patent of the United States or Canada. This obligation shall be effective only if Purchaser shall have made all payments then due hereunder and if Seller is notified promptly in writing and given authority, information and assistance for the defense of said claim, suit or proceeding. Seller shall pay all damages and costs awarded in such suit or proceedings so defended.
	The foregoing indemnity does not apply to the following:
	<ul style="list-style-type: none">• Products supplied according to a design other than that of Seller, and which is required by the Purchaser.• Combination of the Product with another product not furnished hereunder unless Seller is a contributory infringer.• Any settlements of a suit or proceeding made without Seller's written consent.
Limitations of Liability	SELLER, ITS CONTRACTORS, AUTHORIZED DEALERS AND SUBCONTRACTORS OR SUPPLIERS OF ANY TIER SHALL NOT BE LIABLE TO PURCHASER FOR ANY SPECIAL, INDIRECT, INCIDENTAL OR CONSEQUENTIAL DAMAGES ARISING FROM A BREACH OF THIS AGREEMENT. Purchaser's remedies set forth herein are exclusive and the liability of Seller with respect to the breach of this agreement or any contract entered into between the parties pursuant hereto shall not exceed the price of the Product or part on which such liability is based.
Warranty	please visit warranty website link https://www.knoll.com/help/warranty for up-to-date information.

General Ordering Information

The Products

This guide encompasses all standard products for this product group.

Sizes

Dimensions listed in this guide are indicated as:

H = height

W = width

D = depth

Dia. = diameter

Rad. = radius

Pricing

All prices shown are list.

How to Order

Select pattern numbers and quantities required for your complete installation. Product questions can be addressed in the specific sections of this guide or by contacting your sales representative or customer resource representative at 1-800-343-5665.

Next, select options (if required), along with colors and finishes appropriate to each product. Reference the Finishes and Fabrics pages for color designations.

On large installations, an item's "designated area" can be specified to assist in product organization and handling.

To expedite complete / correct entry of your order, be certain all pattern numbers, quantities, colors and area identifications are completely specified. Also, include complete purchase order numbers, bill-to and ship-to addresses, a contact name and specific factory shipping dates required.

Mail all orders to:

Knoll, Inc.
1235 Water Street
P.O. Box 157
East Greenville, PA 18041
Attention: Order Entry

Once your order is entered at Knoll, an acknowledgment will be mailed to you. You will be advised of your scheduled shipping date within five days of the original acknowledgment. If it is necessary to revise your order, please contact your customer resource representative.

Sustainability Statement

Sustainable design is a key component of Knoll's environmental focus. Our commitment to social responsibility and a healthy environment has prompted us to further articulate our longstanding environmental programs and, with encouragement and support from our colleagues in the industry, we have re-energized our focus on such "green" initiatives as life cycle analysis and LEED™ certification. Knoll is proud to have contributed to projects that have received LEED certification from the U.S. Green Building Council.

For the latest information on Knoll products that help our customers achieve LEED certification, log on to knoll.com, click on "About Knoll" and then "Environmental Focus."