

FRAMEALL™ Drywall Grid Curved Ceilings

*A FrameAll™
Drywall Grid Solution*



Faceted Drywall Grid System for curved drywall ceilings

Pre-engineered suspension system with notched main beams to simplify curved drywall installations and complicated designs.



KEY SELECTION ATTRIBUTES

- Select items available in High Recycled Content (HRC) (XL8965, XL8945): Total Recycled Content 61%, Post-consumer 53%, Pre-consumer 8%
- Non-HRC items have 30% recycled content
- PeakForm® profile increases strength and stability for improved performance during installation
- XL® staked-on end detail cross tees for secure locked connection; easy to install
- Knurled Ridges on cross tees improve screw grab during board application

- SuperLock™ main beam clip is engineered for a strong, secure connection and fast, accurate alignment confirmed with an audible click; easy to remove/relocate
- ScrewStop™ reverse hem prevents screw spin-off on 1-1/2" wide faces
- FrameAll Drywall Grid is part of the Sustain™ portfolio and meets the most stringent industry sustainability compliance standards today
- The F08/F16 main beams are pre-notched every 8" or 16" on center to simply creating most curved drywall applications

- RC2 clip is used on main beam at every knockout location to reinforce the desired radius; rout hole on clip allows for cross tee placement as required
- SimpleCurve® molding can create curves as tight as 32"
- All FrameAll Grid is rotary stitched during manufacturing for strength and durability
- Minimum G40 hot-dipped galvanized coating, per ASTM C645
- 10-Year Limited System Warranty, 30-Year Limited Ceiling Systems Warranty
- Sourced and manufactured in the USA

TYPICAL APPLICATIONS

- Indoor applications
- Barrel vaults and domes
- Groin vaults
- 3-D curves of all types

Meets a broad range of UL® design assemblies: D501, D502, G523, G524, G526, G527, G528, G529, J502, L502, L508, L513, L515, L525, L526, L529, L564, P501, P506, P507, P508, P509, P510, P513, P514, P516 (XL7936G90 and SP135 are not fire rated).

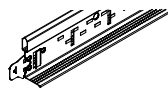
NOTE: See UL Directory for details on specific designs.

MATERIALS

Meets ASTM A653 for zinc-coated hot dipped galvanized steel. Surfaces are chemically cleaned, zinc-coated, and prefinished. Materials also conform to the performance standard ASTM C645 (Standard Specification for Rigid Furring Channels for Screw Applications of Gypsum Board) and ASTM C635 for Specification for manufacturing and performance of Metal Suspension systems.

VISUAL SELECTION

	Item No.	Length	Height
Drywall Grid Main Beams	HD8906	144"	1-11/16"
	HD8906G90		
	HD8906HRC		
	HD8906IIC		
	HD890610	120"	1-11/16"
	HD8906F08*	144"	1-11/16"
	HD8906F16*		



	Item No.	Length	Height
Drywall Main Beams – Metric	HD7940*	3600mm	43mm
	7940G*	3600mm	43mm

PACKAGING

Pcs./ Ctn.	LF/ Ctn.
12	144
12	120
12	144

Pcs./ Ctn.	LF/ Ctn.
12	138.80
12	141.73

LOAD TEST DATA (LBS/LF)

L/240 Simple Span			L/360 Simple Span		
24"	36"	48"	24"	36"	48"
120.0	48.95	28.14	95.5	43.19	18.66
120.0	48.95	28.14	95.5	43.19	18.66
N/A	N/A	18.4	N/A	N/A	12.3

LOAD TEST DATA (KG/LM)

L/240 Simple Span			L/360 Simple Span		
24"	36"	48"	24"	36"	48"
609.60mm	914.40mm	1219.20mm	609.60mm	914.40mm	1219.20mm
213.2	72.83	72.83	142.12	64.27	27.77
153.8	73.57	73.57	102.52	49.05	21.24

Red Numbers are Fire Guard items. For fire-rated assemblies, use Type C gypsum board as noted in the UL® fire-rated assembly designs.

NOTE: All load test data based on flat installation per ASTM C635.

* These items are NOT Type F fixture compatible

TechLine 877 276-7876

armstrongceilings.com/frameall

Armstrong®
World Industries

FRAMEALL™ DRYWALL GRID – Standard

FRAMEALL™ Drywall Grid

Curved Ceilings



LEED WELL LBC

UP TO 61% RECYCLED CONTENT

energy management

construction waste mgmt

regional materials

design for flexibility

EPD

recyclable/extended producer resp.

biobased materials

recycled content

sourcing of raw materials

material ingredient reporting

low emitting materials

lighting quality

acoustics

Calculate sustainability with Ecomedes

armstrongceilings.com/ecomedes

LOCATION DEPENDENT

VISUAL SELECTION

	Item No.	Length	Height
	XL8965	72"	1-1/2"
	XL8965HRC		
	XL8965G90		
	XL8947P	50"	1-1/2"
	XL8947PG90		
	XL8945P	48"	1-1/2"
	XL8945PHRC		
	XL8945PG90		
	XL8940	40"	1-1/2"
	XL7936G90*	36"	1-1/2"
	XL8926	24"	1-1/2"
	XL8926G90		

	Item No.	Length	Height	Pcs./Ctn.	LF/Ctn.
Drywall Cross Tees – Metric	XL7961*	1600mm	38mm	36	188.90
	XL7930*	1200mm	38mm	36	138.80
	XL7925*	900mm	38mm	36	108
	XL7920*	600mm	38mm	36	69.40

Red Numbers are Fire Guard items. For fire-rated assemblies, use Type C gypsum board as noted in the UL® fire-rated assembly designs.
NOTE: All load test data based on flat installation per ASTM C635.
* These items are NOT Type F fixture compatible

PACKAGING

LOAD TEST DATA (LBS./LF)			
L/240 Simple Span	L/360 Simple Span		
6.87 @ 72"	4.58 @ 72"		
19.5 @ 50"	12.79 @ 50"		
22.5 @ 48"	14.27 @ 48"		
36.22 @ 40"	24.15 @ 40"		
45.7 @ 36"	31.33 @ 36"		
119.0 @ 24"	90.25 @ 24"		

LOAD TEST DATA (LBS./LF)		LOAD TEST DATA (KG./LM)	
L/240 Simple Span	L/360 Simple Span	L/240 Simple Span	L/360 Simple Span
10.25 @ 72"	6.84 @ 72"	15.21 @ 1600mm	10.15 @ 1600mm
22.4 @ 48"	14.93 @ 48"	33.48 @ 1200mm	21.24 @ 1200 mm
51.92 @ 36"	34.61 @ 36"	68.01 @ 900 mm	46.62 @ 900mm
114.59 @ 24"	79.39 @ 24"	177.15 @ 600mm	134.31 @ 600mm

ASTM Class
HD - Heavy-duty
ID - Intermediate-duty
LD - Light-duty

VISUAL SELECTION

	Item No.	Length	Height	Metal Thickness
	7858	144"	15/16"	0.018"
	LAM12	144"	1-1/4"	0.018"
	LAM12HRC	144"	1-1/4"	0.018"
	LAM151220E	144"	1-1/2"	0.028"
	KAM10	120"	1-1/4"	0.018"
	KAM12	144"	1-1/4"	0.018"
	KAM12G90	144"	1-1/4"	0.018"
	KAM1510	120"	1-1/2"	0.018"
	KAM1512	144"	1-1/2"	0.018"
	KAM151020E	120"	1-1/2"	0.028"
	KAM151220E	144"	1-1/2"	0.028"
	KAM151020	120"	1-1/2"	0.033"
	KAM1525G90	120"	1-1/2"	0.018"
	KAM1520G90	120"	1-1/2"	0.033"
	KAM21025	120"	2"	0.018"
	KAM21020EQ	120"	2"	0.028"
	KAM21020	120"	2"	0.033"
	SC151220EQ (37" Radius)	148"	1-1/2"	0.028"
	SC151225 (32" Radius)	148"	1-1/2"	0.018"
	SC21220EQ (55" Radius)	148"	2"	0.028"
	SC21225 (40" Radius)	148"	2"	0.018"

NOTE: .018" metal thickness meets ASTM C645 for framing

PACKAGING

Pcs./Ctn.	LF/Ctn.
20	240
20	240
20	240
10	120
10	100
10	120
10	120
10	100
10	120
10	100
10	100
10	100
10	100
10	100
10	124
10	124
10	124
10	124

FRAMEALL™ Drywall Grid

Curved Ceilings



LEED® WELL™ LBC

UP TO 61% RECYCLED CONTENT

energy management

construction waste mgmt

regional materials

design for flexibility

EPD

recyclable/ biobased materials

recycled content

sourcing of raw materials

material ingredient reporting

low emitting/ materials

lighting quality

acoustics

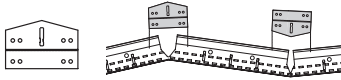
Calculate sustainability with Ecomedes

armstrongceilings.com/ecomedes

LOCATION DEPENDENT

ACCESSORIES

RC2 – Radius Clip – Radius Clip is used for drywall applications which form curved installations; attaches to the cavity side of web of the main beam with four 7/16" pan head screws. Install at all knockout locations.



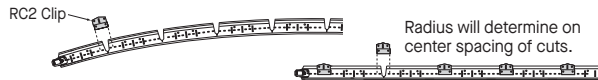
205 pcs
FastShip 50 pcs

INSTALLATION NOTES

Curving Main Beams

Creating curved framing for drywall is easy and offers unlimited possibilities.

- Custom radii to suit any design installation
- You control the curve
- Not limited to a preselected or predetermined curved radius
- Full range of clips and accessories make installation easier than bending stud and track



RC2 clip must be installed on faceted main beams when used to frame a flat ceiling.
NOTE: Place RC2 clip on the side of the web where the rotary stitching forms a cavity. This allows the clip to be placed flush with web.
NOTE: RC2 clip must be installed at every knockout location on main beam.

Contractors' efficiency and understanding of the suspended grid system construction provides performance benefits and cost savings.

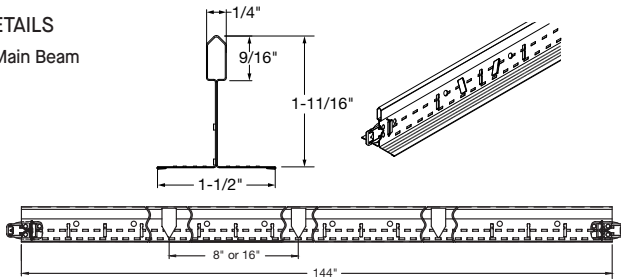
- An unlimited range of vaults and valleys can be constructed using faceted main beams
- Single and multiple curved ceilings can be framed quickly and easily

Working with Vaults

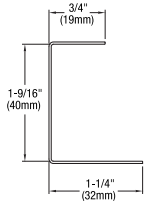
1. Hanger wires must be minimum 12 gauge and spaced along the main beams not more than four feet on center for gypsum board construction and not more than three feet on center for plaster work (spaced as required to support load).
2. For vaults, space the main beams four feet on center for gypsum board construction and three feet on center for plaster. Angle or channel molding is used to frame the ends of the structure. Mains 6' on center is possible, but must consult ISS rep first.
3. Thickness of the sheeting material is determined by its plasticity.
4. Add vertical braces as required to stabilize the frame.
5. See Commercial Ceilings Solutions Guide (BPCS-3479) for additional information.

DETAILS

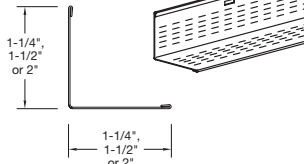
Main Beam



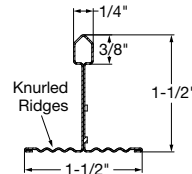
Channel Molding



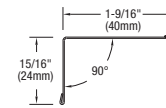
KAM - Knurled Angle Molding



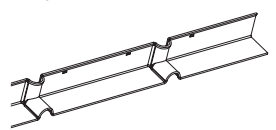
Cross Tees



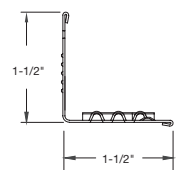
Reverse Molding



SimpleCurve®



Locking Angle Molding LAM22



SEISMIC PERFORMANCE

Main Beams	Minimum Lbs. To Pull Out Compression/Tension	Cross Tees	Minimum Lbs. To Pull Out Compression/Tension
HD8901	348.0	XL8926, XL8925, XL7936G90, XL7341, XL8341, XL8945PHRC, XL8947P, XL8965HRC	377.0
HD8906	374.0		

PHYSICAL DATA

Material
Hot dipped galvanized steel
Surface Finish
Unpainted steel
Cross Tee/Main Beam Interface
Override

End Detail
Main Beam: Staked-on clip
Cross Tee: Staked-on clip
Duty Classification
Heavy-duty water and outdoor applications.

ICC Reports
For areas under ICC jurisdiction, see ICC evaluation report number 1289 for allowable values and/or conditions of use concerning the suspension system components listed on this page. The report is subject to reexamination, revisions, and possible cancellation

TechLine / 1 877 276-7876
armstrongceilings.com/frameall
BPCS-3545-724

LEED® is a registered trademark of the U.S. Green Building Council; Living Building Challenge® (LBC) is a trademark of the International Living Future Institute®; WELL™ and WELL Building Standard are trademarks of the International WELL Building Institute; UL and UL Certified are registered trademarks of UL LLC; all other trademarks used herein are the property of AWI Licensing LLC and/or its affiliates © 2024 AWI Licensing LLC

Armstrong®
World Industries

FRAMEALL™ DRYWALL GRID – Standard

