



# Currency Specification Guide

## Availability

**Electronic price list updated** with release 200.M (U.S.) and 156.M (Canada), dated June 17, 2024.

All specifications subject to change without notice. Reference the electronic catalog/Hedberg for current pricing.

Transitional products in this specification guide are **maintained for existing customers only** and are likely to be phased out over time. These products are indicated with a . Products that are scheduled to be culled are indicated with an , followed by the last order entry date.

## Surface Materials

**The surface materials team** has announced the launch of the Finish Library, found at [www.steelcase.com/finishlibrary/](http://www.steelcase.com/finishlibrary/).

► For a list of all trademarks, refer to the last page of this specification guide. © 2024 Steelcase Inc.



### For Canadian Pricing

- Canadian factor can be found at [www.steelcase.com/CADpricing](http://www.steelcase.com/CADpricing). Calculate in the following order to avoid rounding errors:
- Multiply the base price and each option by the Canadian factor.
  - Round each to the nearest dollar.
  - Add base and options for total list price.

## Working With This Specification Guide

Ten Tips: How to Get the Most Out of This Book	2
Additional Resources	4

## Understanding Casegoods

Currency Table Tops, Legs, and Base Combinations	6
Power Units	9
Tower and Cabinet Interior Configurations	10
Cabinet Stability Guidelines	11
Specifying Stacking Bookcases	12
Specifying Stacking Overheads	13
Bookcase Shelf Counts	14
Directional Laminate and Edge Profile Detail	18
Currency Style Conversion List	19
Storage Capacities and Dimensions	24
Blending Currency with Elective Elements	38
<b>Currency</b>	<b>41</b>
<b>Slim Leg HAD</b>	<b>273</b>
<b>Power and Communication Accessories</b>	<b>305</b>
<b>Lighting</b>	<b>317</b>

## Specifying Casegoods

Currency	115
Slim Leg HAD	291
Power and Communication Accessories	311
Lighting	325

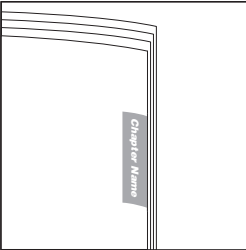
## Surface Materials

## Resources

Lock and Keying	350
Wood Touch-Up Kits	352
Style Number Index	354


# Ten Tips: How to Get the Most Out of This Book

## Tip 1



**Watch** the tabs on the right-hand edges of the pages. They'll always indicate which chapter you are in.

## Tip 2



**Use the Statement of Line pages** for an overview of the available components, their sizes, and page references for additional information. Each *Understanding* chapter includes a statement of line after the table of contents.

## Tip 3



**Find cross references** by looking for page numbers flagged with an arrow.

## Tip 4

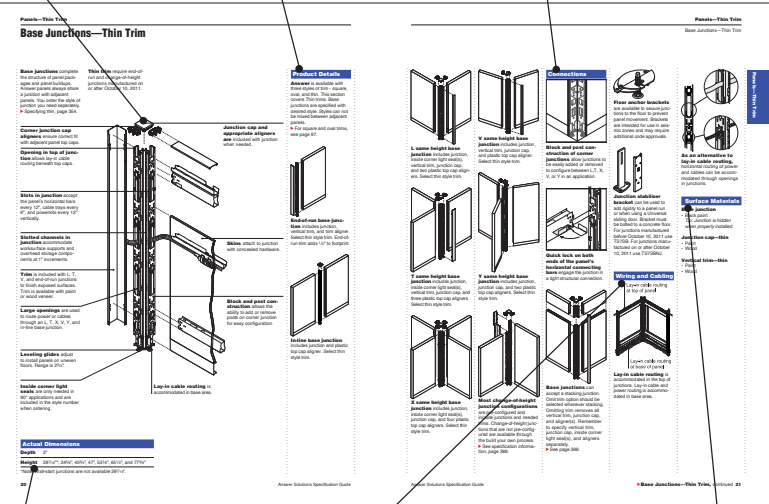
**Study the product detail pages** in the *Understanding* section to learn everything an expert knows about specific products. Each product detail page in this section contains the following features, where applicable:

- Product Drawing
- Actual Dimensions
- Product Details
- Connections
- Wiring and Cabling
- Surface Materials
- Application Topics

**Product Drawing** shows you what the product looks like and points out important features.

**Product Details** gives specific information on the product and how it is used.

**Connections** describes how the product is assembled or how it attaches to another product.



**Actual Dimensions** table lists the dimensions of the product.

**Wiring and Cabling** details the power and cable-management and cable routing capabilities of the product.

**Surface Materials** lists what material is used for each part of the product.

Tip 5

**Refer to the specifying pages** for all the information needed to order a product. Each product specifying page contains a variety of elements to help you complete a specification:

- Product Drawing
- Standard Includes
- Required to Specify
- Options
- Related Products
- Specification Information
  - Dimensions
  - Style Number
  - Price


**Standard Includes**  
(under the red or dark grey band) provides a list of what comes standard with the product.

**Required to Specify**  
(under the red or dark grey band) itemizes the information that you must provide to order the standard product and the preferred sequence for specification.

**Specification Information**  
(under the teal or light grey band) provides product dimensions, style numbers, and prices for the standard product and any surface material choices that are available.

**Product Drawing** shows you what the product looks like.

**Product Drawing**



**Standard Includes**

- Standard horizontal frame package with thin trim
- Base trim with no brackets (on 1/2" x 1/2" panel price)
- Base trim with brackets (on 1/2" x 1/2" panel price)
- Base trim with brackets (on 1/2" x 1/2" panel price)
- Base trim with brackets (on 1/2" x 1/2" panel price)


**Options**

Options	Unit Price	Required to Specify
Base trim group 1	No cost	Specify with thin trim
Base trim group 2	No cost	Specify with standard trim
Base trim group 3	No cost	Specify with standard trim

**Related Products**

Related Products	Unit Price	Required to Specify
Base trim group 1	No cost	Specify with thin trim
Base trim group 2	No cost	Specify with standard trim
Base trim group 3	No cost	Specify with standard trim

**Product Drawing**



**Standard Includes**

- Standard horizontal frame package with thin trim
- Base trim with no brackets (on 1/2" x 1/2" panel price)
- Base trim with brackets (on 1/2" x 1/2" panel price)
- Base trim with brackets (on 1/2" x 1/2" panel price)
- Base trim with brackets (on 1/2" x 1/2" panel price)

**Options**

Options	Unit Price	Required to Specify
Base trim group 1	No cost	Specify with thin trim
Base trim group 2	No cost	Specify with standard trim
Base trim group 3	No cost	Specify with standard trim

**Related Products**

Related Products	Unit Price	Required to Specify
Base trim group 1	No cost	Specify with thin trim
Base trim group 2	No cost	Specify with standard trim
Base trim group 3	No cost	Specify with standard trim

Tip 6

Required to Specify

Specify with Customiz Stain

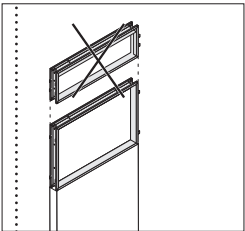
**Italic typeface** on specifying pages usually identifies wording that you should use in your order.

Tip 7

**To determine** how many skins are needed to complete a panel, consult the table at the right.  
*Tip: Remember to order skins for both sides of the panel buildup.*

**Watch for tips** throughout the text that give you explanations and helpful instructions.

Tip 8



**Learn what you cannot do** by looking for drawings crossed out with an "X."

Tip 9

**Use the surface materials listings** in the Surface Materials section of this book to find surface material color numbers.

Tip 10

Style Number	Page
TS7042BL	131
TS7042S	130
TS7048BL	131
TS7048S	130
TS7060BL	131
TS7060S	130
TS7072BL	131

**Refer to the style number index** when you know a style number and you need to find the page that has more details about the product.

# Additional Resources

## Steelcase Wood Furniture products

are supported with an array of informational materials, tools, and software to help you plan an installation efficiently.

## FCS CoC Certification

Steelcase Wood harvesting practices are just one of the steps in achieving Forest Stewardship Council Chain of Custody (FSC CoC) certification. FSC certified wood (veneer and core) is available on most Steelcase wood products through the Specials RFQ process.

## Product brochures and planning tools

can be ordered through your Steelcase area office by calling 1.800.784.0358 or through the Marketing Services web site at [village.steelcase.com](http://village.steelcase.com). With its growing collection of versatile workspaces, Planning Ideas is your resource to help inspire, envision, and plan Steelcase wood solutions. ▶ See [www.steelcase.com](http://www.steelcase.com), resources, design center, planning ideas.

## Planning Ideas Wood Solutions Interactive Tool

has everything you need to talk about wood solutions combined in one interactive tool. [www.steelcase.com/woodinteractive](http://www.steelcase.com/woodinteractive).

## Product Brochures

### Steelcase Inc. Corporate Capabilities Brochure

This publication offers a concise overview of Steelcase including insights into the attitudes and commitments that make the corporation unique. In addition, the brochure provides an illustrated listing of all the products and services offered, and international activities are described. *Form number 03-0003362*

## Wood Overview Brochure

Overview of the wood solutions available from Steelcase. Includes images and high level bullet points on aesthetics, planning, performance, and environment for each product. *Form number 09-0000206*

## Wood Solutions Catalog

Catalog including Elective Elements and select Wood Seating products. The catalog provides images, renderings for each product with specifications and pricing, and an abbreviated statement of line for each product. *Form number 09-0000250*

## Planning Tools

### Quick Ship Guide

This handbook describes all Steelcase and Coalesse products that are available for Rapid2 (ships in 2 days), Rapid5 (ships in 5-7 days), or Coalesse Rapid10 (ships in 10 days).

## Printed Materials

### Surface Materials Reference Manual

This publication provides:

- An explanation of the surface materials program
- "Available on" matrices
- Vertical surface fabric and seating upholstery selection listing
- Technical data for surface materials
- Surface material care and cleaning instructions

### Hard Surfaces Card

The card provides an overview of:

- Finish levels
- An explanation of Flat Cut, Rift Cut, and Quarter Cut
- Veneer lay-up techniques on exterior surfaces
- Wood finishes
- Certifications

*Form number 09-0000483*

## Computer Tools

### Electronic Catalog

Accurate sales quotations and purchase orders for Steelcase products are created with specification software that uses Steelcase Electronic Catalog data. Use the data to specify and price style numbers and options for every Steelcase product. The data is updated bimonthly by Steelcase and provided to software programs including: the Hedberg Business System, SmartTools — Steelcase's design and specification software (for more information on SmartTools, please email [SmartTools@steelcase.com](mailto:SmartTools@steelcase.com)), the ProjectMatrix ProjectSymbols libraries, as well as 20-20 CAP Studio.

### Furniture Symbol Graphic Data

Steelcase creates 2D and 3D furniture symbols (with attributes) for planning and initially specifying Steelcase products. This data is incorporated into several add-on software packages that work in either a Microstation or an AutoCAD drafting environment.

For more information about these and other software tools to help you plan effective work environments, please email [fsl@steelcase.com](mailto:fsl@steelcase.com).

**Digital Publications** You can access these digital publications at [www.steelcase.com](http://www.steelcase.com) or [village.steelcase.com](http://village.steelcase.com).

## Support

### Steelcase Capabilities

Steelcase products are distributed, installed, and serviced through a network of more than 600 dealers worldwide. Steelcase is also represented with offices and corporate showrooms in 26 U.S. cities, 4 Canadian cities, and in France, Germany, Great Britain, and Japan. Every Steelcase product meets our exceptionally high standards of quality and durability and comes with the Steelcase assurance of excellence in service.

### For ordering and product assistance,

please call your local dealer, the Steelcase Solutions Resource Team, or the Steelcase Solutions Fulfillment Team at 1.888.STEELCASE (1.888.783.3522) or send an e-mail to [lineone@steelcase.com](mailto:lineone@steelcase.com).

Call the Steelcase Solutions Resource Team prior to placing an order, when working on a bid, or when you need information about product applications and specifications.

Call the Steelcase Solutions Fulfillment Team if you have submitted an order to Steelcase and you need to speak to your Solutions Fulfillment Team Representative about the order. Also call if you have any post-shipment quality concerns or service parts questions.

For warranty information, please go to <http://www.steelcase.com/warranty/>.

Outside the U.S.A., Canada, Mexico, Puerto Rico, and the U.S. Virgin Islands, call 1.616.247.2500.

For information about Steelcase, the name of your nearest Steelcase dealer, or for product literature, call 1.800.333.9939 or visit our Web site: [www.steelcase.com](http://www.steelcase.com).

## Sustainability

**At Steelcase,** we believe business can be a force for good. We create long-lasting products that are better for people and better for the planet. Our products and operations use life cycle thinking to meet our commitment to reducing climate change. This commitment is reinforced by practices such as designing to minimize global warming and other life cycle impacts, ensuring material health, and enabling end-of-use strategies.

To learn more at a corporate level, visit: <https://www.steelcase.com/discover/steelcase/esg-overview/environmental/>

Product Environmental Profiles, which provide key environmental attributes such as recycled content, embodied carbon and recyclability, as well as product certifications can be found by searching for Steelcase at [Origin.build](http://Origin.build).

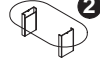

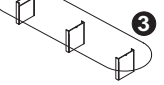


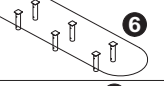












# Currency Table Tops, Legs, and Base Combinations
















Table Top	Style Number	Depth	Width	Valid Base Options	# of Base
Rectangular	CRRECTBL	36"D	60"–72"W	Rectangular Base (18"W)	
		36 <sup>1</sup> / <sub>16</sub> "- 48"D	60"–101 <sup>15</sup> / <sub>16</sub> "W	Rectangular Base (24"W)	
			102"–168"W	Rectangular Base (24"W)	
		24"-36"D	36"–72"W	Square Leg	
				Post Leg (Steel, 3"W)	
			36"–101 <sup>15</sup> / <sub>16</sub> "W	Column (Steel, 6"W)	
			102"–168"W	Column (Steel, 6"W)	
		28"-38"D	60"–101 <sup>15</sup> / <sub>16</sub> "W	T-Base (Steel, 26"W)	
			66"–101 <sup>15</sup> / <sub>16</sub> "W	X-Base (Steel, 26"W)	
			102"–168"W	T-Base (Steel, 26"W)	
				X-Base (Steel, 26"W)	
		38 <sup>1</sup> / <sub>16</sub> "- 48"D	60"–101 <sup>15</sup> / <sub>16</sub> "W	T-Base (Steel, 36"W)	
			66"–101 <sup>15</sup> / <sub>16</sub> "W	X-Base (Steel, 36"W)	
			102"–168"W	T-Base (Steel, 36"W)	
				X-Base (Steel, 36"W)	

❶ = Number of base units to order.  
Blank spaces in matrix designate top and base combinations that are not valid.

Table Top	Style Number	Depth	Width	Valid Base Options	# of Base
Racetrack	CRRCTRKTBL	36"D	66"–72"W	Rectangular Base (18"W)	 2
		36 <sup>1</sup> / <sub>16</sub> "- 48"D	72 <sup>1</sup> / <sub>16</sub> "–101 <sup>15</sup> / <sub>16</sub> "W	Rectangular Base (24"W)	 2
			102"–168"W	Rectangular Base (24"W)	 3
		36"-48"D	66"–72"W	Post Leg (Steel, 3"W)	 4
			66"–101 <sup>15</sup> / <sub>16</sub> "W	Column (Steel, 6"W)	 4
			102"–168"W	Column (Steel, 6"W)	 6
		36"-38"D	66"–101 <sup>15</sup> / <sub>16</sub> "W	T-Base (Steel, 26"W)	 2
				X-Base (Steel, 26"W)	 2
			102"–168"W	T-Base (Steel, 26"W)	 3
				X-Base (Steel, 26"W)	 3
		38 <sup>1</sup> / <sub>16</sub> "- 48"D	66"–101 <sup>15</sup> / <sub>16</sub> "W	T-Base (Steel, 36"W)	 2
			78"–101 <sup>15</sup> / <sub>16</sub> "W	X-Base (Steel, 36"W)	 2
			102"–168"W	T-Base (Steel, 36"W)	 3
				X-Base (Steel, 36"W)	 3

1 = Number of base units to order.  
Blank spaces in matrix designate top and base combinations that are not valid.

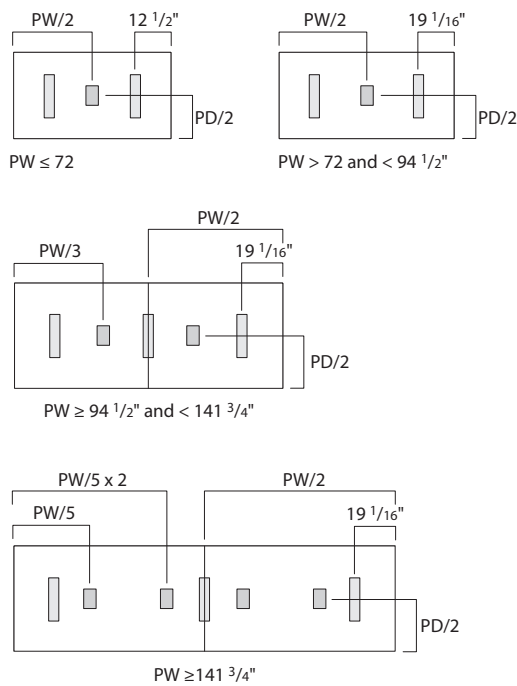
# Currency Table Tops, Legs, and Base Combinations, continued

Table Top	Style Number	Depth	Width	Valid Base Options	# of Base
Boat	CRBTTBL	48"D	96"–101 <sup>15</sup> / <sub>16</sub> "W	T-Base (Steel, 36"W)	 2
				X-Base (Steel, 36"W)	 2
				Rectangular Base (24"W)	 2
				Column (Steel, 6"W)	 4
			102"–168"W	T-Base (Steel, 36"W)	 3
				X-Base (Steel, 36"W)	 3
				Rectangular Base (24"W)	 3
				Column (Steel, 6"W)	 6
Round	CRRTBL		36"–54"W	Square Leg	 4
				Post Leg (Steel, 3"W)	 4
			36"–38"W	X-Base (Steel, 26"W)	
			38 <sup>1</sup> / <sub>16</sub> "–54"W	X-Base (Steel, 36"W)	
Square	CRSQTBL		36"–54"W	Square Leg	 4
				Post Leg (Steel, 3"W)	 4
				X-Base (Steel, 36"W)	



1 = Number of base units to order.  
Blank spaces in matrix designate top and base combinations that are not valid.

Hinged Door Power Unit and Rectangular Base Locations

Boat, Racetrack, and Rectangular Tops



PW = Planned Width  
PD = Planned Depth

Rectangular Base Location =   
Hinged Door Power Unit = 

Hinged Door Power Unit



Product Details

**Hinged door power unit** provides two electrical outlets and two open ports for data adapters. Power unit features a hinged door that opens 90° for access to power and data and is flush with the worksurface when closed. It has a 6' cord with grounded plug. Available on conference table tops only.

**Hinged door power unit** is field installed in a factory cut hole.

Surface Materials

- Power Unit**
- 8043 Clear Anodized Aluminum
- Outlet**
- Black plastic only
- Power Cord**
- Black plastic only

Actual Dimensions

<b>Depth</b>	5 <sup>3</sup> / <sub>8</sub> "
<b>Width</b>	8 <sup>3</sup> / <sub>8</sub> "
<b>Height</b>	3 <sup>1</sup> / <sub>2</sub> "
<b>Power cord length</b>	6'

# Tower and Cabinet Interior Configurations

## Towers

### Single-Door Towers and Dual-Door Towers with Box/File (CRTWBFL, CRTWBFR, CRTWDBFL, CRTWDBFR)

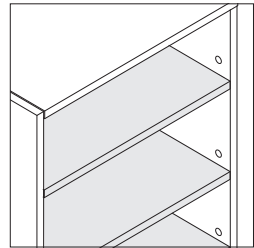
- $H < 48"$  = 1 fixed bottom shelf
- $48" \leq H < 66"$  = 1 fixed bottom shelf and 1 adjustable shelf
- $66" \leq H < 79"$  = 1 fixed bottom shelf and 2 adjustable shelves
- $H \geq 79"$  = 1 fixed bottom shelf and 3 adjustable shelves

### Single-Door Towers and Dual-Door Towers with File/File (CRTWFFL, CRTWFFR, CRTWDFFL, CRTWDFFR)

- $H < 54"$  = 1 fixed bottom shelf
- $54" \leq H < 66"$  = 1 fixed bottom shelf and 1 adjustable shelf
- $66" \leq H < 79"$  = 1 fixed bottom shelf and 2 adjustable shelves
- $H \geq 79"$  = 1 fixed bottom shelf and 3 adjustable shelves

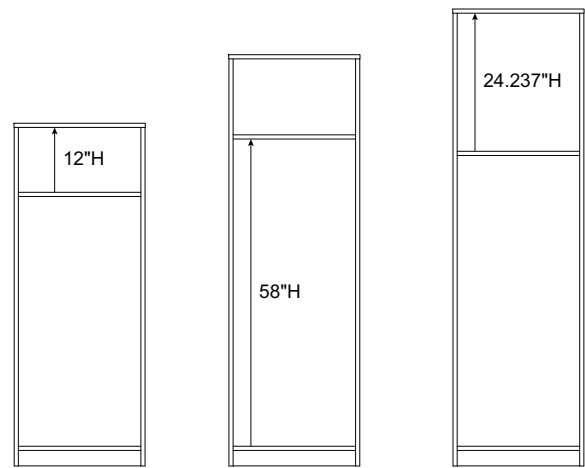
### Side Access Towers (CRTWSABBFL, CRTWSABBFR, CRTWSAFFL, CRTWSAFFR)

- $H < 48"$  = 1 fixed bottom shelf
- $48" \leq H < 66"$  = 1 fixed bottom shelf and 1 adjustable shelf
- $66" \leq H < 79"$  = 1 fixed bottom shelf and 2 adjustable shelves
- $H \geq 79"$  = 1 fixed bottom shelf and 3 adjustable shelves



## Cabinet

**Cabinets** offer a fixed top shelf. See below for storage opening heights by cabinet height.



H < 72"H Cabinets

72"–83<sup>15</sup>/<sub>16</sub>"H  
Cabinets

84"H Cabinets

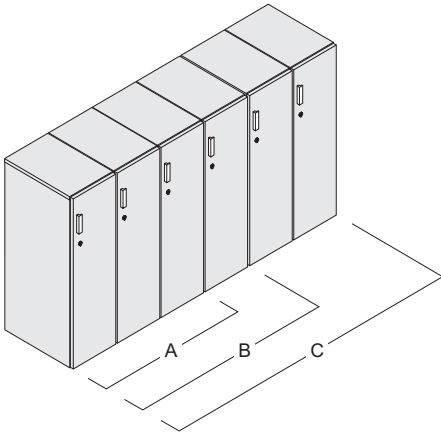
*Tip: If coat rod is specified, it is placed 3" below the shelf.*



**Cabinets** must be attached to adjacent storage, a wall, or in a run of multiple cabinets, to ensure stability and prevent tipping. If application is a run of cabinets, see below for minimum cabinet number rules by size.

## Cabinet Guidelines

Dimensions Depth	Height	Width	Minimum Cabinet Number
$18\frac{7}{8}" \leq D \leq 24"$	$H \leq 70"$	Any	3
$18\frac{7}{8}" \leq D \leq 24"$	$H > 70"$	$W \geq 15"$	4
$18\frac{7}{8}" \leq D \leq 24"$	$H > 70"$	$W < 15"$	6



- A. Cabinets 70"H or shorter must be attached to two other cabinets, totaling a run of three cabinets.
- B. Cabinets taller than 70"H with 15"W or greater must be attached to three other cabinets, totaling a run of four cabinets.
- C. Cabinets taller than 70"H and narrower than 15"W must be attached to five other cabinets, totaling a run of six cabinets.

# Specifying Stacking Bookcases

## When specifying stacking bookcases,

selecting the correct worksurface thickness of storage below, materiality, and overall desired height of the application ensures that the stacking bookcase aligns with neighboring tall storage. Bookcase height is calculated on the back-end. For example, to specify a stacking bookcase that goes into an application with a Two-High low storage unit and a 66<sup>1</sup>/<sub>2</sub>"H tower, specify 66<sup>1</sup>/<sub>2</sub>"H application height on **CRBKS2H**. To specify a stacking bookcase that goes into an application with a 1.5-High low storage unit and a 66<sup>1</sup>/<sub>2</sub>"H tower, specify 66<sup>1</sup>/<sub>2</sub>"H application height on **CRBKS15H**.

See matrix to the right for what each combination of specifiable options results in for physical stacking bookcase height.

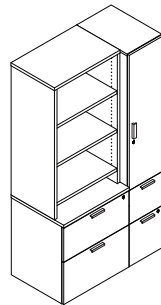
## Worksurface Thickness, Materiality, Application Height, and Stacking Overhead Height

When specifying stacking bookcases, selecting the correct worksurface thickness of storage below, materiality, and overall desired height of the application ensures that the stacking bookcase aligns with neighboring tall storage. Bookcase height is calculated on the back-end. For example, to specify a stacking bookcase that goes into an application with a Two-High low storage unit and a 66<sup>1</sup>/<sub>2</sub>"H tower, specify 66<sup>1</sup>/<sub>2</sub>"H application height on **CRBKS2H**. To specify a stacking bookcase that goes into an application with a 1.5-High low storage unit and a 66<sup>1</sup>/<sub>2</sub>"H tower, specify 66<sup>1</sup>/<sub>2</sub>"H application height on **CRBKS15H**.

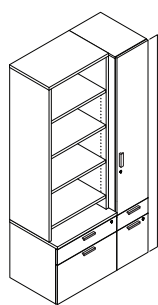
Place on top of	Stacking Bookcase Style Number	Application Height (Tall storage height or desired low storage + stacking bookcase overall height)	Stacking Bookcase Height			
			Top Surface Details of Low Storage beneath			
			Low-Pressure Laminate	High-Pressure Laminate	Low-Pressure Laminate	High-Pressure Laminate
			1 <sup>1</sup> / <sub>8</sub> "	1 <sup>3</sup> / <sub>8</sub> "	1 <sup>1</sup> / <sub>8</sub> "	1 <sup>3</sup> / <sub>8</sub> "
One-High Currency Storage	<b>CRBKS1H</b>	41 <sup>3</sup> / <sub>4</sub> "	25 <sup>9</sup> / <sub>32</sub> "	25 <sup>1</sup> / <sub>32</sub> "	25 <sup>1</sup> / <sub>4</sub> "	25"
One-High Currency Storage	<b>CRBKS1H</b>	47 <sup>15</sup> / <sub>16</sub> "	31 <sup>15</sup> / <sub>32</sub> "	31 <sup>7</sup> / <sub>32</sub> "	31 <sup>11</sup> / <sub>32</sub> "	31 <sup>3</sup> / <sub>16</sub> "
One-High Currency Storage	<b>CRBKS1H</b>	54 <sup>1</sup> / <sub>8</sub> "	37 <sup>21</sup> / <sub>32</sub> "	37 <sup>13</sup> / <sub>32</sub> "	37 <sup>17</sup> / <sub>32</sub> "	37 <sup>3</sup> / <sub>8</sub> "
One-High Currency Storage	<b>CRBKS1H</b>	66 <sup>1</sup> / <sub>2</sub> "	50 <sup>1</sup> / <sub>32</sub> "	49 <sup>25</sup> / <sub>32</sub> "	49 <sup>29</sup> / <sub>32</sub> "	49 <sup>3</sup> / <sub>4</sub> "
One-High Currency Storage	<b>CRBKS1H</b>	72"	55 <sup>17</sup> / <sub>32</sub> "	55 <sup>9</sup> / <sub>32</sub> "	55 <sup>13</sup> / <sub>32</sub> "	55 <sup>1</sup> / <sub>4</sub> "
One-High Currency Storage	<b>CRBKS1H</b>	78"	61 <sup>17</sup> / <sub>32</sub> "	61 <sup>9</sup> / <sub>32</sub> "	61 <sup>13</sup> / <sub>32</sub> "	61 <sup>1</sup> / <sub>4</sub> "
One-High Currency Storage	<b>CRBKS1H</b>	84"	67 <sup>17</sup> / <sub>32</sub> "	67 <sup>9</sup> / <sub>32</sub> "	67 <sup>13</sup> / <sub>32</sub> "	67 <sup>1</sup> / <sub>4</sub> "
1.5-High Currency Storage	<b>CRBKS15H</b>	41 <sup>3</sup> / <sub>4</sub> "	19 <sup>9</sup> / <sub>32</sub> "	19 <sup>7</sup> / <sub>32</sub> "	19 <sup>1</sup> / <sub>4</sub> "	19"
1.5-High Currency Storage	<b>CRBKS15H</b>	47 <sup>15</sup> / <sub>16</sub> "	25 <sup>15</sup> / <sub>32</sub> "	25 <sup>7</sup> / <sub>32</sub> "	25 <sup>7</sup> / <sub>16</sub> "	25 <sup>3</sup> / <sub>16</sub> "
1.5-High Currency Storage	<b>CRBKS15H</b>	54 <sup>1</sup> / <sub>8</sub> "	31 <sup>21</sup> / <sub>32</sub> "	31 <sup>13</sup> / <sub>32</sub> "	31 <sup>5</sup> / <sub>8</sub> "	31 <sup>3</sup> / <sub>8</sub> "
1.5-High Currency Storage	<b>CRBKS15H</b>	66 <sup>1</sup> / <sub>2</sub> "	44 <sup>1</sup> / <sub>32</sub> "	43 <sup>25</sup> / <sub>32</sub> "	44"	43 <sup>3</sup> / <sub>4</sub> "
1.5-High Currency Storage	<b>CRBKS15H</b>	72"	49 <sup>17</sup> / <sub>32</sub> "	49 <sup>9</sup> / <sub>32</sub> "	49 <sup>1</sup> / <sub>2</sub> "	49 <sup>1</sup> / <sub>4</sub> "
1.5-High Currency Storage	<b>CRBKS15H</b>	78"	55 <sup>17</sup> / <sub>32</sub> "	55 <sup>9</sup> / <sub>32</sub> "	55 <sup>1</sup> / <sub>2</sub> "	55 <sup>1</sup> / <sub>4</sub> "
1.5-High Currency Storage	<b>CRBKS15H</b>	84"	61 <sup>17</sup> / <sub>32</sub> "	61 <sup>9</sup> / <sub>32</sub> "	61 <sup>1</sup> / <sub>2</sub> "	61 <sup>1</sup> / <sub>4</sub> "
Two-High Currency Storage	<b>CRBKS2H</b>	41 <sup>3</sup> / <sub>4</sub> "	13 <sup>9</sup> / <sub>32</sub> "	13 <sup>1</sup> / <sub>32</sub> "	13 <sup>1</sup> / <sub>4</sub> "	13"
Two-High Currency Storage	<b>CRBKS2H</b>	47 <sup>15</sup> / <sub>16</sub> "	19 <sup>15</sup> / <sub>32</sub> "	19 <sup>7</sup> / <sub>32</sub> "	19 <sup>7</sup> / <sub>16</sub> "	19 <sup>3</sup> / <sub>16</sub> "
Two-High Currency Storage	<b>CRBKS2H</b>	54 <sup>1</sup> / <sub>8</sub> "	25 <sup>21</sup> / <sub>32</sub> "	25 <sup>13</sup> / <sub>32</sub> "	25 <sup>5</sup> / <sub>8</sub> "	25 <sup>3</sup> / <sub>8</sub> "
Two-High Currency Storage	<b>CRBKS2H</b>	66 <sup>1</sup> / <sub>2</sub> "	38 <sup>1</sup> / <sub>32</sub> "	37 <sup>25</sup> / <sub>32</sub> "	38"	37 <sup>3</sup> / <sub>4</sub> "
Two-High Currency Storage	<b>CRBKS2H</b>	72"	43 <sup>17</sup> / <sub>32</sub> "	43 <sup>9</sup> / <sub>32</sub> "	43 <sup>1</sup> / <sub>2</sub> "	43 <sup>1</sup> / <sub>4</sub> "
Two-High Currency Storage	<b>CRBKS2H</b>	78"	49 <sup>17</sup> / <sub>32</sub> "	49 <sup>9</sup> / <sub>32</sub> "	49 <sup>1</sup> / <sub>2</sub> "	49 <sup>1</sup> / <sub>4</sub> "
Two-High Currency Storage	<b>CRBKS2H</b>	84"	55 <sup>17</sup> / <sub>32</sub> "	55 <sup>9</sup> / <sub>32</sub> "	55 <sup>1</sup> / <sub>2</sub> "	55 <sup>1</sup> / <sub>4</sub> "

\*Tall storage height or desired low storage plus stacking bookcase overall height.

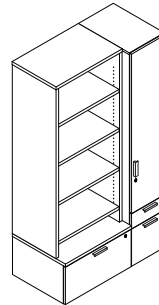
\*\*Top surface details of low storage beneath.



**CRBKS2H** on top of Two-High low storage next to a 84"H tower.



**CRBKS15H** on top of 1.5-High low storage next to a 84"H tower.



**CRBKS1H** on top of One-High low storage next to a 84"H tower.

Worksurface Thickness, Materiality, Application Height, and Stacking Overhead Height

When specifying stacking overheads, selecting the correct worksurface thickness of storage below, materiality, and desired overall height of the application ensures that the stacking overhead aligns with neighboring tall storage when applicable. Overhead height is calculated on the back-end. Stacking overheads are intended to go on top of Two-High Currency storage or desking.

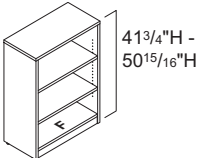
Application Height  (Tall storage height or desired low storage + stacking book-case overall height)	Stacking Overhead Height			
	Top Surface Details of Low Storage beneath			
	Low-Pressure Laminate		High-Pressure Laminate	
	1 1/8"	1 3/8"	1 1/8"	1 3/8"
66 1/2"H	38 1/32"	37 25/32"	38"	37 3/4"
72"H	43 17/32"	43 9/32"	43 1/2"	43 1/4"

# Bookcase Shelf Counts

## Bookcase Shelf Counts by Height

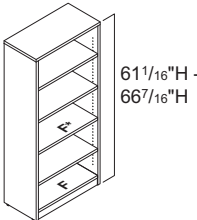
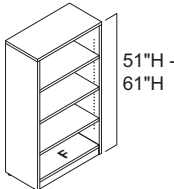
See below for count of adjustable shelves by height for freestanding bookcase, **CRBK**.

### 2 Adjustable Shelves

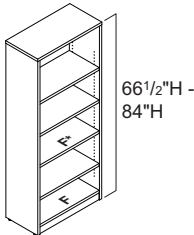


F= Fixed shelf

### 3 Adjustable Shelves



\*Fixed shelf at worksurface height for bookcases 66 1/2"H and taller.



Modular Height	Number of Adjustable Shelves	Number of Fixed Shelves
41 3/4"	2	1
47 15/16"	2	1
54 1/8"	3	1
66 1/2"	3	2
72"	3	2
78"	3	2
84"	3	2

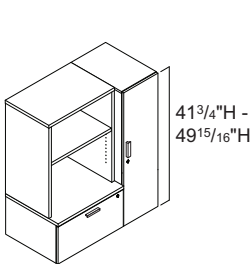
Stacking Bookcase Shelf Counts by Height

For Use with One-High Currency Low Storage

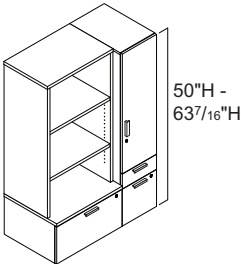
See below for count of adjustable shelves by height for stacking bookcases.

- Stacking bookcases for use with One-High Currency low storage, **CRBKS1H**, are available with adjustable shelves. Shelves can be repositioned without using tools.

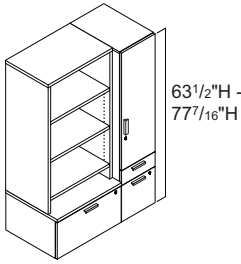
1 Adjustable Shelf



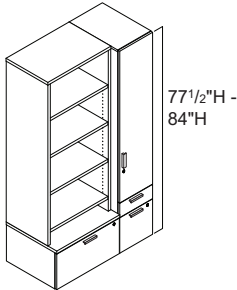
2 Adjustable Shelves



3 Adjustable Shelves



4 Adjustable Shelves



Tip: The number of adjustable shelves per stacking bookcase depends on the overall application height of low storage plus stacking bookcase.

Modular Height	Number of Adjustable Shelves
41 3/4"	1
47 15/16"	1
54 1/8"	2
66 1/2"	3
72"	3
78"	4
84"	4

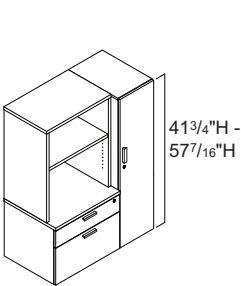
Stacking Bookcase Shelf Counts by Height, continued

For Use with 1.5-High Currency Low Storage

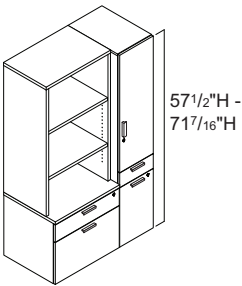
See below for count of adjustable shelves by height for stacking bookcases.

- Stacking bookcases for use with 1.5-High Currency low storage, **CRBKS15H**, are available with adjustable shelves. Shelves can be repositioned without using tools.

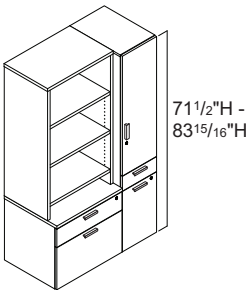
1 Adjustable Shelf



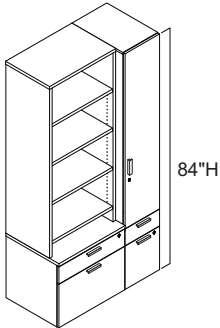
2 Adjustable Shelves



3 Adjustable Shelves



4 Adjustable Shelves



Tip: The number of adjustable shelves per stacking bookcase depends on the overall application height of low storage plus stacking bookcase.

Modular Height	Number of Adjustable Shelves
41 <sup>3</sup> / <sub>4</sub> "	1
47 <sup>15</sup> / <sub>16</sub> "	1
54 <sup>1</sup> / <sub>8</sub> "	1
66 <sup>1</sup> / <sub>2</sub> "	2
72"	3
78"	3
84"	4



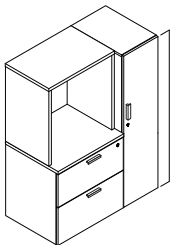
Stacking Bookcase Shelf Counts by Height, continued

For Use with Two-High Currency Low Storage

See below for count of adjustable shelves by height for stacking bookcases.

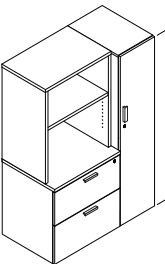
- Stacking bookcases for use with Two-High Currency low storage, **CRBKS2H**, are available with adjustable shelves. Shelves can be repositioned without using tools.

Cubby Only



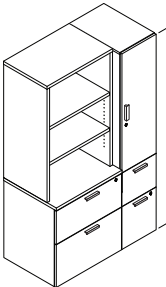
41<sup>3</sup>/<sub>4</sub>"H -  
47<sup>15</sup>/<sub>16</sub>"H

1 Adjustable Shelf



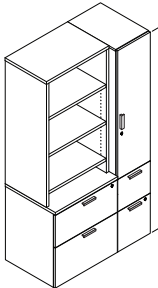
48"H -  
61<sup>15</sup>/<sub>16</sub>"H

2 Adjustable Shelves



62"H -  
75<sup>7</sup>/<sub>16</sub>"H

3 Adjustable Shelves



75<sup>1</sup>/<sub>2</sub>"H -  
84"H

Tip: The number of adjustable shelves per stacking bookcase depends on the overall application height of low storage plus stacking bookcase.

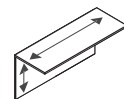
Modular Height	Number of Adjustable Shelves
41 <sup>3</sup> / <sub>4</sub> "	Cubby only
47 <sup>15</sup> / <sub>16</sub> "	Cubby only
54 <sup>1</sup> / <sub>8</sub> "	1
66 <sup>1</sup> / <sub>2</sub> "	2
72"	2
78"	3
84"	3

# Directional Laminate and Edge Profile Detail

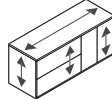
**The appearance of laminate** may change slightly depending on the angle from which it is viewed. This natural phenomenon is called polarization, and it can be seen on natural veneer, and to a lesser extent on composite veneer. Polarization is often noticed on worksurfaces installed at a 90° angle with each other. Please refer to the following illustrations for an understanding of grain direction on your installation.



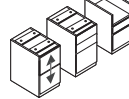
Modesty Panel



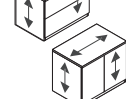
Bridge



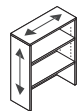
Credenzas



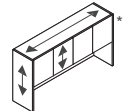
Pedestals



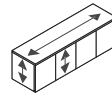
Lateral Files and Storage Cabinets



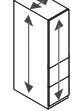
Stacking Bookcase



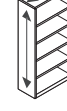
Stacking Overheads



Overheads



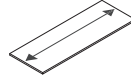
Towers and Cabinets



Bookcases



Service cart



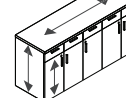
Common Top



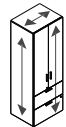
D-Shaped



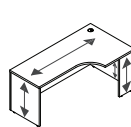
P-Shaped



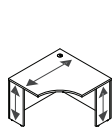
Buffet Credenzas



Combination Cabinet



Curved Corners



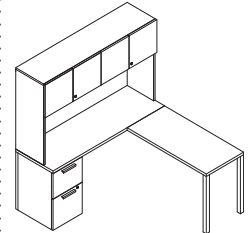
Lectern

\* 36"W-61 1/2"W overhead back panels have vertical grain direction. 63"W-75"W overhead back panels have horizontal grain direction.  
Towers, cabinets, bookcases, returns, return shells, and bridges back/modesty panels have vertical grain direction.  
Desks, desk shells, and credenza back/modesty panels have horizontal grain direction.

## Product Details



**3 mm radius front edge profile**  
(1 1/8" thick and 1 3/8" thick)



**3 mm Edge Profile Locations**

**User side only**  
**Worksurfaces:**

Desks  
Desk shells  
Credenzas  
Returns  
Bridges

**Tops:**

Lateral files  
Lower storage  
Credenzas  
Storage cabinets  
Overhead storage and wall-mounted overhead storage  
Towers  
Cabinets  
Bookcases

# Currency Style Conversion List

Styles being culled in October 2023, except those with *asterisk*		Replacement Styles	
1.5-High Full Storage Credenza			
CRCD15HFS	Credenza—1.5-High	CRCD15HFSOO	Credenza—1.5-High, Open/Open
Culled October 2023		CRCD15HFSLFR	Credenza—1.5-High, Open/Lateral
		CRCD15HFSLFL	Credenza—1.5-High, Lateral/Open
		CRCD15HFSLL	Credenza—1.5-High, Lateral/Lateral
Two-High Full Storage Credenza			
CRCD2HFS	Credenza—Two-High	CRCD2HFSOO	Credenza—Two-High, Open/Open
Culled October 2023		CRCD2HFSLFR	Credenza—Two-High, Open/Lateral
		CRCD2HFSLFL	Credenza—Two-High, Lateral/Open
		CRCD2HFSLL	Credenza—Two-High, Lateral/Lateral
		CRCD2HFSLCLFL	Credenza—Two-High, Lateral/Cabinet
		CRCD2HFSLCLFR	Credenza—Two-High, Cabinet/Lateral
		CRCD2HFSCC	Credenza—Two-High, Cabinet/Cabinet
Two-High Credenzas with Kneespace			
CRCD2HKS	Credenza—Two-High with Kneespace	CRCD2HKSSPL	Credenza—Two-High, Kneespace, Single Ped Left Hand
Culled October 2023		CRCD2HKSSPR	Credenza—Two-High, Kneespace, Single Ped Right Hand
		CRCD2HKSDP	Credenza—Two-High Kneespace, Double Ped
One-High Lateral File			
CRL1H*	Lateral—One High, File*	No style number change, not being culled in October	
1.5-High Lateral File			
CRL15H	Lateral—1.5-High	CRL15HOF	Lateral—1.5-High, Open/File
Culled October 2023		CRL15HBF	Lateral—1.5-High, Box/File
Two-High Lateral File			
CRL2H*	Lateral—Two-High, File/File*	No style number change, not being culled in October	
Three-High Lateral File			
CRL3H*	Lateral—Three-High, File/File/File*	No style number change, not being culled in October	
Four-High Lateral File			
CRL4H*	Lateral—Four-High, File/File/File/File*	No style number change, not being culled in October	
One-High Low Storage			
CRLS1H*	Low Storage—One-High, Open*	No style number change, not being culled in October	
1.5-High Low Storage			
CRLS15H	Low Storage—1.5-High	CRLS15HO	Low Storage—1.5-High, Open
Culled October 2023		CRLS15HD	Low Storage—1.5-High, Cabinet

## Currency Style Conversion List, continued

Styles being culled in October 2023, except those with *asterisk*		Replacement Styles	
Two-High Low Storage			
CRLS2H	Low Storage—Two-High	CRLS2HO	Low Storage—Two-High, Open
Culled October 2023		CRLS2HD	Low Storage—Two-High, Cabinet
Single Door Tower			
CRTW	Tower—Single Door with Drawers	CRTWBFL	Tower—Single Door, Box/File, Door HL
Culled October 2023		CRTWBFR	Tower—Single Door, Box/File, Door HR
		CRTWFFL	Tower—Single Door, File/File, Door HL
		CRTWFFR	Tower—Single Door, File/File, Door HR
Dual Door Tower			
CRTWD	Tower—Dual Door with Drawers	CRTWDBFL	Tower—Dual Door, Box/File, Cabinet L
Culled October 2023		CRTWDBFR	Tower—Dual Door, Box/File, Cabinet R
		CRTWDFFL	Tower—Dual Door, File/File, Cabinet L
		CRTWDFFR	Tower—Dual Door, File/File, Cabinet R
Side Access Tower			
CRTWSA	Tower—Side Access	CRTWSABBFL	Tower—Side Access, BBF, Cabinet L
Culled October 2023		CRTWSABBFR	Tower—Side Access, BBF, Cabinet R
		CRTWSAFFL	Tower—Side Access, FF, Cabinet L
		CRTWSAFFR	Tower—Side Access, FF, Cabinet R
Cabinet			
CRWD	Cabinet	CRWDL	Cabinet—Door Hinged Left
Culled October 2023		CRWDR	Cabinet—Door Hinged Right
Styles being culled in April 2024, except those with *asterisk*		Replacement Styles	
Desk			
CRDSK	Desk	CRDSHL	Desk—Shell
		CRDSKSPR	Desk—Single Ped, RH
		CRDSKSPL	Desk—Single Ped, LH
		CRDSKDP	Desk—Double Ped
Returns			
CRRTN	Return	CRRTNR	Return—Shell, RH
		CRRTNL	Return—Shell, LH
		CRRTNSPR	Return—Single Ped, RH
		CRRTNSPL	Return—Single Ped, LH
Bridges			
CRBRG*	Bridge*	No style number change, not being culled in April 2024	
Common Tops			
CRHADCT*	Top, Common, HAD Application*	No style number change, not being culled in April 2024	
CRCT*	Top, Common, Rectangular / Worksurfaces*	No style number change, not being culled in April 2024	
Tackboard			
CRTB	Tackboard	CRTBWM	Tackboard, Wallmount
Bookcase			
CRBK*	Bookcase—15"D*	No style number change, not being culled in April 2024	

Styles being culled in April 2024, except those with *asterisk*		Replacement Styles	
Stacking bookcase			
CRBKS	Stacking Bookcase	CRBKS1H	Bookcase—Stacking on One-High
		CRBKS15H	Bookcase—Stacking on 1.5-High
		CRBKS2H	Bookcase—Stacking on Two-High or Desk
Fixed Pedestals			
CRPD15H*	Pedestal—1.5-High, Box/File	No style number change, not being culled in April 2024	
CRPD2H	Pedestal—Two-High	CRPD2HBBF	Pedestal—Two-High, Box/Box/File
		CRPD2HFF	Pedestal—Two-High, File/File
		CRPD2HOBF	Pedestal—Two-High, Open/Box/File
		CRPDSHL2HBBF	Pedestal—For Use With Shells, Two-High, Box/Box/File
		CRPDSHL2HFF	Pedestal—For Use With Shells, Two-High, File/File
		CRPDSHL2HOBF	Pedestal—For Use With Shells, Two-High, Open/Box/File
Mobile Pedestals			
CRMP15H*	Mobile Pedestal—1.5-High, Box/File	No style number change, not being culled in April 2024	
CRMP2HE*	Mobile Pedestal—Two-High	CRMP2HBBF	Pedestal—Two-High, Box/Box/File, Mobile
		CRMP2HFF	Pedestal—Two-High, File/File, Mobile
		CRMP2HOBF	Pedestal—Two-High, Open/Box/File, Mobile
Height-Adjustable Desk Integrated Storage			
CRHAD1H*	Low storage, One-High HAD	No style number change, not being culled in April 2024	
CRHAD15H*	Low storage, 1.5-High HAD	No style number change, not being culled in April 2024	
Overheads			
CROH	Overhead	CROHHD	Overhead—Hinged Doors
		CROHDPABD	Overhead—Hinged Doors, Personal, Answer Beam, Dual-Sided Applications
		CROHDPABS	Overhead—Hinged Doors, Personal, Answer Beam, Single-Sided Applications
		CROHSDP	Overhead—Sliding Doors, Personal
		CROHSDS	Overhead—Sliding Doors, Shared
		CROHSDPABD	Overhead—Sliding Doors, Personal, Answer Beam, Dual-Sided Applications
		CROHSDSABD	Overhead—Sliding Doors, Shared, Answer Beam, Dual-Sided Applications
		CROHSDPABS	Overhead—Sliding Doors, Personal, Answer Beam, Single-Sided Applications
		CROHSDSABS	Overhead—Sliding Doors, Shared, Answer Beam, Single-Sided Applications
		CROHOP	Overhead—Open, Personal
CROHOS	Overhead—Open, Shared		

## Currency Style Conversion List, continued

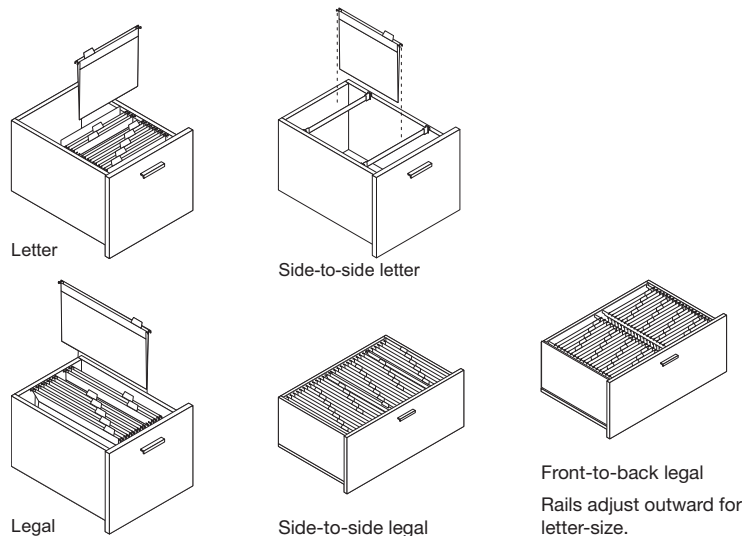
Styles being culled in April 2024, except those with *asterisk*		Replacement Styles	
Overheads, continued			
CROH		CROHOPABD	Overhead—Open, Personal, Answer Beam, Dual-Sided Applications
		CROHOSABD	Overhead—Open, Shared, Answer Beam, Dual-Sided Applications
		CROHOPABS	Overhead—Open, Personal, Answer Beam, Single-Sided Applications
		CROHOSABS	Overhead—Open, Shared, Answer Beam, Single-Sided Applications
Stacking Overhead			
CROHS	Overhead—Stacking	CROHSHD	Overhead—Stacking, Hinged Doors
		CROHSSD	Overhead—Stacking, Sliding Doors
		CROHSO	Overhead—Stacking, Open
Organizers			
CROR	Organizer	CRORP	Organizer—Personal
		CRORS	Organizer—Shared
		CRORPABD	Organizer—Personal, Answer Beam, Dual-Sided Applications
		CRORSABD	Organizer—Shared, Answer Beam, Dual-Sided Applications
		CRORPABS	Organizer—Personal, Answer Beam, Single-Sided Applications
		CRORSABS	Organizer—Shared, Answer Beam, Single-Sided Applications
Modesty Panel			
CRMP*	Modesty Panel, 13.75"H*	No style number change, not being culled in April 2024	
Conference Furniture			
CRSC*	Service Cart, 22"D, 34 <sup>3</sup> / <sub>4</sub> "H*	No style number change, not being culled in April 2024	
CRLCTRN*	Lectern, 18 <sup>7</sup> / <sub>8</sub> "D, 24"W, 44 <sup>7</sup> / <sub>8</sub> "H*	No style number change, not being culled in April 2024	
Filler Panel			
CRFP*	Filler Panel*	No style number change, not being culled in April 2024	
Storage to Beam Connectors			
CRSTBC*	Storage to Beam Connector*	No style number change, not being culled in April 2024	
Power Units			
AWVHD*	Hinged Door Power Unit*	No style number change, not being culled in April 2024	



Styles being culled in April 2024, except those with *asterisk*		Replacement Styles
<b>Tables</b>		
<b>CRRTBL*</b>	Table—Round*	No style number change, not being culled in April 2024
<b>CRSQTL*</b>	Table—Square*	No style number change, not being culled in April 2024
<b>CRRECTBL*</b>	Table—Rectangle*	No style number change, not being culled in April 2024
<b>CRRCTRKTBL*</b>	Table—Racetrack*	No style number change, not being culled in April 2024
<b>CRBTTBL*</b>	Table—Boat*	No style number change, not being culled in April 2024
<b>Bases</b>		
<b>CRRECB*</b>	Base—Rectangular Base*	No style number change, not being culled in April 2024
<b>CRSXB*</b>	Base—Steel X-Base*	No style number change, not being culled in April 2024
<b>CRSTB*</b>	Base—Steel T-Base*	No style number change, not being culled in April 2024
<b>CRPB*</b>	Base—Post Leg*	No style number change, not being culled in April 2024
<b>CRSQB*</b>	Base—Square Leg*	No style number change, not being culled in April 2024
<b>CRCLMB*</b>	Base—Column Leg*	No style number change, not being culled in April 2024

# Storage Capacities and Dimensions

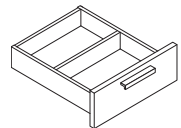
## Filing Types



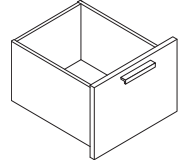
## Fixed Pedestal Drawers

For fixed pedestals, desks, returns, credenzas, and towers

### 6"H Box Drawers

	Size/Type	Inside Dimensions			Inside Height Clearance
		D	W	H	
	18 <sup>7</sup> / <sub>8</sub> "D Unit	12 <sup>1</sup> / <sub>6</sub> "	12 <sup>1</sup> / <sub>6</sub> "	2 <sup>3</sup> / <sub>4</sub> "	4 <sup>2</sup> / <sub>5</sub> "
	22 <sup>13</sup> / <sub>16</sub> "D Unit	12 <sup>1</sup> / <sub>6</sub> "	12 <sup>1</sup> / <sub>6</sub> "	2 <sup>3</sup> / <sub>4</sub> "	4 <sup>2</sup> / <sub>5</sub> "
	24"D Unit	15 <sup>1</sup> / <sub>6</sub> "	12 <sup>1</sup> / <sub>6</sub> "	2 <sup>3</sup> / <sub>4</sub> "	4 <sup>2</sup> / <sub>5</sub> "
	29 <sup>1</sup> / <sub>16</sub> "D Unit	15 <sup>1</sup> / <sub>6</sub> "	12 <sup>1</sup> / <sub>6</sub> "	2 <sup>3</sup> / <sub>4</sub> "	4 <sup>2</sup> / <sub>5</sub> "
	30"D Unit	15 <sup>1</sup> / <sub>6</sub> "	12 <sup>1</sup> / <sub>6</sub> "	2 <sup>3</sup> / <sub>4</sub> "	4 <sup>2</sup> / <sub>5</sub> "

### 12"H File Drawers

	Size/Type	Inside Dimensions			Inside Height Clearance	Letter-Sized Storage	Legal-Sized Storage
		D	W	H			
	18 <sup>7</sup> / <sub>8</sub> "D Unit	12 <sup>1</sup> / <sub>6</sub> "	12 <sup>1</sup> / <sub>6</sub> "	9 <sup>1</sup> / <sub>6</sub> "	10 <sup>31</sup> / <sub>32</sub> "	12" front-to-back 12" side-to-side	N.A.
	22 <sup>13</sup> / <sub>16</sub> "D Unit	12 <sup>1</sup> / <sub>6</sub> "	12 <sup>1</sup> / <sub>6</sub> "	9 <sup>1</sup> / <sub>6</sub> "	10 <sup>31</sup> / <sub>32</sub> "	12" front-to-back 12" side-to-side	N.A.
	24"D Unit	15 <sup>1</sup> / <sub>6</sub> "	12 <sup>1</sup> / <sub>6</sub> "	9 <sup>1</sup> / <sub>6</sub> "	10 <sup>31</sup> / <sub>32</sub> "	15" front-to-back 12" side-to-side*	12" side-to-side
	29 <sup>1</sup> / <sub>16</sub> "D Unit	15 <sup>1</sup> / <sub>6</sub> "	12 <sup>1</sup> / <sub>6</sub> "	9 <sup>1</sup> / <sub>6</sub> "	10 <sup>31</sup> / <sub>32</sub> "	15" front-to-back 12" side-to-side*	12" side-to-side
	30"D Unit	15 <sup>1</sup> / <sub>6</sub> "	12 <sup>1</sup> / <sub>6</sub> "	9 <sup>1</sup> / <sub>6</sub> "	10 <sup>31</sup> / <sub>32</sub> "	15" front-to-back 12" side-to-side*	12" side-to-side

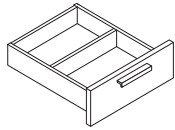
*Tip: All units under 24"D will have the 18<sup>7</sup>/<sub>8</sub>"D unit drawer dimensions on parametric pedestals.*

*\*Filing letter side-to-side requires the file rail to be ordered separately through Service Parts **144290101XSR**.*

## Mobile Pedestal Drawers

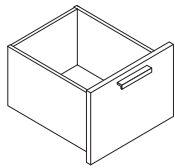
For mobile pedestals

### 6"H Box Drawers



Size/Type	Inside Dimensions			Inside Height Clearance
	D	W	H	
18 <sup>7</sup> / <sub>8</sub> "D Unit	14"	12 <sup>1</sup> / <sub>6</sub> "	2 <sup>3</sup> / <sub>4</sub> "	4 <sup>2</sup> / <sub>5</sub> "
22"D Unit	16"	12 <sup>1</sup> / <sub>6</sub> "	2 <sup>3</sup> / <sub>4</sub> "	4 <sup>2</sup> / <sub>5</sub> "

### 12"H File Drawers



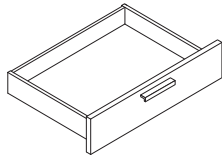
Size/Type	Inside Dimensions			Inside Height Clearance	Letter-Sized Storage	Legal-Sized Storage
	D	W	H			
18 <sup>7</sup> / <sub>8</sub> "D Unit	14"	12 <sup>1</sup> / <sub>6</sub> "	9 <sup>1</sup> / <sub>6</sub> "	10 <sup>31</sup> / <sub>32</sub> "***	14" front-to-back 12" side-to-side	N.A.
22"D Unit	16"	12 <sup>1</sup> / <sub>6</sub> "	9 <sup>1</sup> / <sub>6</sub> "	10 <sup>31</sup> / <sub>32</sub> "***	16" front-to-back 12" side-to-side	16" front-to-back 12" side-to-side

*Tip: All units under 22"D will have the 18<sup>7</sup>/<sub>8</sub>"D unit drawer dimensions on parametric mobile pedestals.*

## Lateral File Drawers

For lateral files and credenzas

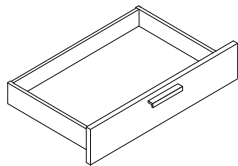
### 30"W Box Drawers



Size/Type	Inside Dimensions			Inside Height Clearance
	D	W	H	
18 <sup>7</sup> / <sub>8</sub> "D Unit	12 <sup>1</sup> / <sub>6</sub> "	25 <sup>2</sup> / <sub>3</sub> "	2 <sup>4</sup> / <sub>5</sub> "	4 <sup>7</sup> / <sub>8</sub> "
22 <sup>3</sup> / <sub>4</sub> "D Unit	12 <sup>1</sup> / <sub>6</sub> "	25 <sup>2</sup> / <sub>3</sub> "	2 <sup>4</sup> / <sub>5</sub> "	4 <sup>7</sup> / <sub>8</sub> "
24"D Unit	15 <sup>1</sup> / <sub>6</sub> "	25 <sup>2</sup> / <sub>3</sub> "	2 <sup>4</sup> / <sub>5</sub> "	4 <sup>7</sup> / <sub>8</sub> "
30"D Unit	15 <sup>1</sup> / <sub>6</sub> "	25 <sup>2</sup> / <sub>3</sub> "	2 <sup>4</sup> / <sub>5</sub> "	4 <sup>7</sup> / <sub>8</sub> "

*Tip: All units under 24"D will have the 18"D and 22<sup>3</sup>/<sub>4</sub>"D drawer dimensions on parametric credenzas.*

### 36"W Box Drawers



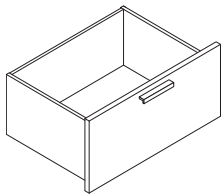
Size/Type	Inside Dimensions			Inside Height Clearance
	D	W	H	
18 <sup>7</sup> / <sub>8</sub> "D Unit	12 <sup>1</sup> / <sub>6</sub> "	31 <sup>2</sup> / <sub>3</sub> "	2 <sup>4</sup> / <sub>5</sub> "	4 <sup>7</sup> / <sub>8</sub> "
22 <sup>3</sup> / <sub>4</sub> "D Unit	12 <sup>1</sup> / <sub>6</sub> "	31 <sup>2</sup> / <sub>3</sub> "	2 <sup>4</sup> / <sub>5</sub> "	4 <sup>7</sup> / <sub>8</sub> "
24"D Unit	15 <sup>1</sup> / <sub>6</sub> "	31 <sup>2</sup> / <sub>3</sub> "	2 <sup>4</sup> / <sub>5</sub> "	4 <sup>7</sup> / <sub>8</sub> "
30"D Unit	15 <sup>1</sup> / <sub>6</sub> "	31 <sup>2</sup> / <sub>3</sub> "	2 <sup>4</sup> / <sub>5</sub> "	4 <sup>7</sup> / <sub>8</sub> "

*Tip: All units under 24"D will have the 18"D and 22<sup>3</sup>/<sub>4</sub>"D drawer dimensions on parametric credenzas.*

## Lateral File Drawers, continued

For lateral files and credenzas

### 30"W File Drawers



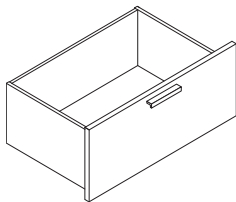
Size/Type	Inside Dimensions			Inside Height Clearance	Letter-Sized Storage	Legal-Sized Storage
	D	W	H			
18 <sup>7</sup> / <sub>8</sub> "D Unit	12 <sup>1</sup> / <sub>6</sub> "	25 <sup>2</sup> / <sub>3</sub> "	9 <sup>1</sup> / <sub>6</sub> "	10 <sup>31</sup> / <sub>32</sub> "***	24" front-to-back* 25" side-to-side	12" front-to-back
22 <sup>3</sup> / <sub>4</sub> "D Unit	12 <sup>1</sup> / <sub>6</sub> "	25 <sup>2</sup> / <sub>3</sub> "	9 <sup>1</sup> / <sub>6</sub> "	10 <sup>31</sup> / <sub>32</sub> "***	24" front-to-back* 25" side-to-side	12" front-to-back
24"D Unit	15 <sup>1</sup> / <sub>6</sub> "	25 <sup>2</sup> / <sub>3</sub> "	9 <sup>1</sup> / <sub>6</sub> "	10 <sup>31</sup> / <sub>32</sub> "***	30" front-to-back* 25" side-to-side***	15" front-to-back + 10" 25" side-to-side
30"D Unit	15 <sup>1</sup> / <sub>6</sub> "	25 <sup>2</sup> / <sub>3</sub> "	9 <sup>1</sup> / <sub>6</sub> "	10 <sup>31</sup> / <sub>32</sub> "	30" front-to-back* 25" side-to-side***	15" front-to-back + 10" 25" side-to-side

\*Two rows

*Tip: All units under 24"D will have the 18"D and 22<sup>3</sup>/<sub>4</sub>"D drawer dimensions on parametric credenzas*

*\*\*Three-High and Four-High lateral files have an inside clearance height of 10<sup>1</sup>/<sub>4</sub>" on top drawer and third drawer down.*

### 36"W File Drawers



Size/Type	Inside Dimensions			Inside Height Clearance	Letter-Sized Storage	Legal-Sized Storage
	D	W	H			
18 <sup>7</sup> / <sub>8</sub> "D Unit	12 <sup>1</sup> / <sub>6</sub> "	31 <sup>2</sup> / <sub>3</sub> "	9 <sup>1</sup> / <sub>6</sub> "	10 <sup>31</sup> / <sub>32</sub> "***	24" front-to-back* 31" side-to-side	24" front-to-back*
22 <sup>3</sup> / <sub>4</sub> "D Unit	12 <sup>1</sup> / <sub>6</sub> "	31 <sup>2</sup> / <sub>3</sub> "	9 <sup>1</sup> / <sub>6</sub> "	10 <sup>31</sup> / <sub>32</sub> "***	24" front-to-back* 31" side-to-side	24" front-to-back*
24"D Unit	15 <sup>1</sup> / <sub>6</sub> "	31 <sup>2</sup> / <sub>3</sub> "	9 <sup>1</sup> / <sub>6</sub> "	10 <sup>31</sup> / <sub>32</sub> "***	30" front-to-back* 31" side-to-side***	30" front-to-back* 31" side-to-side
30"D Unit	15 <sup>1</sup> / <sub>6</sub> "	31 <sup>2</sup> / <sub>3</sub> "	9 <sup>1</sup> / <sub>6</sub> "	10 <sup>31</sup> / <sub>32</sub> "***	30" front-to-back* 31" side-to-side***	30" front-to-back* 31" side-to-side

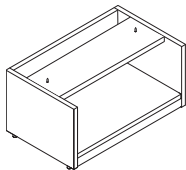
\*Two rows

*Tip: All units under 24"D will have the 18"D and 22<sup>3</sup>/<sub>4</sub>"D drawer dimensions on parametric credenzas*

*\*\*Three-High and Four-High lateral files have an inside clearance height of 10<sup>1</sup>/<sub>4</sub>" on top drawer and third drawer down.*

*\*\*\*Filing letter side-to-side requires the file rail to be ordered separately through Service Parts **144290101XSR**.*

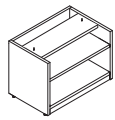
### One-High Low Storage Units



Size/Type	Inside Dimensions		
	D	W	H
30"W x 18 <sup>7</sup> / <sub>8</sub> "D	17"	28 <sup>1</sup> / <sub>4</sub> "	11 <sup>1</sup> / <sub>5</sub> "
36"W x 18 <sup>7</sup> / <sub>8</sub> "D	17"	34 <sup>1</sup> / <sub>4</sub> "	11 <sup>1</sup> / <sub>5</sub> "
42"W x 18 <sup>7</sup> / <sub>8</sub> "D	17"	40 <sup>1</sup> / <sub>4</sub> "	11 <sup>1</sup> / <sub>5</sub> "
30"W x 24"D	22 <sup>1</sup> / <sub>6</sub> "	28 <sup>1</sup> / <sub>4</sub> "	11 <sup>1</sup> / <sub>5</sub> "
36"W x 24"D	22 <sup>1</sup> / <sub>6</sub> "	34 <sup>1</sup> / <sub>4</sub> "	11 <sup>1</sup> / <sub>5</sub> "
42"W x 24"D	22 <sup>1</sup> / <sub>6</sub> "	40 <sup>1</sup> / <sub>4</sub> "	11 <sup>1</sup> / <sub>5</sub> "

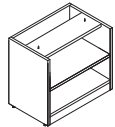
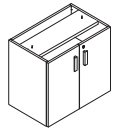
**Lateral File Drawers, continued**

For lateral files and credenzas

**1.5-High Low Storage Units**

Size/Type	Inside Dimensions		
	D	W	H
30"W x 18 <sup>7</sup> / <sub>8</sub> "D	17"	28 <sup>1</sup> / <sub>4</sub> "	17 <sup>1</sup> / <sub>5</sub> "
36"W x 18 <sup>7</sup> / <sub>8</sub> "D	17"	34 <sup>1</sup> / <sub>4</sub> "	17 <sup>1</sup> / <sub>5</sub> "
42"W x 18 <sup>7</sup> / <sub>8</sub> "D	17"	40 <sup>1</sup> / <sub>4</sub> "	17 <sup>1</sup> / <sub>5</sub> "
30"W x 24"D	22 <sup>1</sup> / <sub>6</sub> "	28 <sup>1</sup> / <sub>4</sub> "	17 <sup>1</sup> / <sub>5</sub> "
36"W x 24"D	22 <sup>1</sup> / <sub>6</sub> "	34 <sup>1</sup> / <sub>4</sub> "	17 <sup>1</sup> / <sub>5</sub> "
42"W x 24"D	22 <sup>1</sup> / <sub>6</sub> "	40 <sup>1</sup> / <sub>4</sub> "	17 <sup>1</sup> / <sub>5</sub> "

*Tip: Please see understanding pages for above shelf usable height and below shelf usable height.*

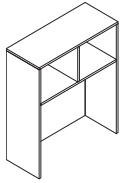
**Two-High Low Storage Units**

Size/Type	Inside Dimensions		
	D	W	H
30"W x 18 <sup>7</sup> / <sub>8</sub> "D	17"	28 <sup>1</sup> / <sub>4</sub> "	25 <sup>1</sup> / <sub>5</sub> "
36"W x 18 <sup>7</sup> / <sub>8</sub> "D	17"	34 <sup>1</sup> / <sub>4</sub> "	25 <sup>1</sup> / <sub>5</sub> "
42"W x 18 <sup>7</sup> / <sub>8</sub> "D	17"	40 <sup>1</sup> / <sub>4</sub> "	25 <sup>1</sup> / <sub>5</sub> "
30"W x 22 <sup>3</sup> / <sub>4</sub> "D	21"	28 <sup>1</sup> / <sub>4</sub> "	25 <sup>1</sup> / <sub>5</sub> "
36"W x 22 <sup>3</sup> / <sub>4</sub> "D	21"	34 <sup>1</sup> / <sub>4</sub> "	25 <sup>1</sup> / <sub>5</sub> "
42"W x 22 <sup>3</sup> / <sub>4</sub> "D	21"	40 <sup>1</sup> / <sub>4</sub> "	25 <sup>1</sup> / <sub>5</sub> "
30"W x 24"D	22 <sup>1</sup> / <sub>6</sub> "	28 <sup>1</sup> / <sub>4</sub> "	25 <sup>1</sup> / <sub>5</sub> "
36"W x 24"D	22 <sup>1</sup> / <sub>6</sub> "	34 <sup>1</sup> / <sub>4</sub> "	25 <sup>1</sup> / <sub>5</sub> "
42"W x 24"D	22 <sup>1</sup> / <sub>6</sub> "	40 <sup>1</sup> / <sub>4</sub> "	25 <sup>1</sup> / <sub>5</sub> "

*Tip: Please see understanding pages for above shelf usable height and below shelf usable height.*

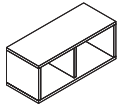
## Overheads and Organizers

### Stacking Overhead



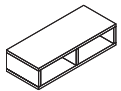
Size/Type	Inside Dimensions		
	D	W	H
36"W	13 <sup>9</sup> / <sub>10</sub> "	33 <sup>4</sup> / <sub>5</sub> "	12 <sup>7</sup> / <sub>8</sub> "
42"W	13 <sup>9</sup> / <sub>10</sub> "	39 <sup>4</sup> / <sub>5</sub> "	12 <sup>7</sup> / <sub>8</sub> "
48"W	13 <sup>9</sup> / <sub>10</sub> "	45 <sup>4</sup> / <sub>5</sub> "	12 <sup>7</sup> / <sub>8</sub> "
54"W	13 <sup>9</sup> / <sub>10</sub> "	51 <sup>4</sup> / <sub>5</sub> "	12 <sup>7</sup> / <sub>8</sub> "
60"W	13 <sup>9</sup> / <sub>10</sub> "	57 <sup>4</sup> / <sub>5</sub> "	12 <sup>7</sup> / <sub>8</sub> "
66"W	13 <sup>9</sup> / <sub>10</sub> "	63 <sup>4</sup> / <sub>5</sub> "	12 <sup>7</sup> / <sub>8</sub> "
72"W	13 <sup>9</sup> / <sub>10</sub> "	69 <sup>4</sup> / <sub>5</sub> "	12 <sup>7</sup> / <sub>8</sub> "

### Overhead



Size/Type	Inside Dimensions		H (for Panel Mount)	H (for all other)
	D (for Panel Mount and Wall Mount)	W		
36"W	13 <sup>1</sup> / <sub>6</sub> "	33 <sup>4</sup> / <sub>5</sub> "	13 <sup>3</sup> / <sub>10</sub> "	12 <sup>7</sup> / <sub>8</sub> "
42"W	13 <sup>1</sup> / <sub>6</sub> "	39 <sup>4</sup> / <sub>5</sub> "	13 <sup>3</sup> / <sub>10</sub> "	12 <sup>7</sup> / <sub>8</sub> "
48"W	13 <sup>1</sup> / <sub>6</sub> "	45 <sup>4</sup> / <sub>5</sub> "	13 <sup>3</sup> / <sub>10</sub> "	12 <sup>7</sup> / <sub>8</sub> "
54"W	13 <sup>1</sup> / <sub>6</sub> "	51 <sup>4</sup> / <sub>5</sub> "	13 <sup>3</sup> / <sub>10</sub> "	12 <sup>7</sup> / <sub>8</sub> "
60"W	13 <sup>1</sup> / <sub>6</sub> "	57 <sup>4</sup> / <sub>5</sub> "	13 <sup>3</sup> / <sub>10</sub> "	12 <sup>7</sup> / <sub>8</sub> "
66"W	13 <sup>1</sup> / <sub>6</sub> "	63 <sup>4</sup> / <sub>5</sub> "	13 <sup>3</sup> / <sub>10</sub> "	12 <sup>7</sup> / <sub>8</sub> "
72"W	13 <sup>1</sup> / <sub>6</sub> "	69 <sup>4</sup> / <sub>5</sub> "	13 <sup>3</sup> / <sub>10</sub> "	12 <sup>7</sup> / <sub>8</sub> "

### Organizer

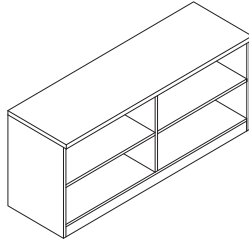


Size/Type	Inside Dimensions		H (for Panel Mount)	H (for all other)
	D (for Panel Mount and Wall Mount)	W		
36"W	13 <sup>1</sup> / <sub>6</sub> "	33 <sup>4</sup> / <sub>5</sub> "	6 <sup>7</sup> / <sub>10</sub> "	6 <sup>2</sup> / <sub>5</sub> "
42"W	13 <sup>1</sup> / <sub>6</sub> "	39 <sup>4</sup> / <sub>5</sub> "	7 <sup>7</sup> / <sub>10</sub> "	7 <sup>2</sup> / <sub>5</sub> "
48"W	13 <sup>1</sup> / <sub>6</sub> "	45 <sup>4</sup> / <sub>5</sub> "	8 <sup>7</sup> / <sub>10</sub> "	8 <sup>2</sup> / <sub>5</sub> "
54"W	13 <sup>1</sup> / <sub>6</sub> "	51 <sup>4</sup> / <sub>5</sub> "	9 <sup>7</sup> / <sub>10</sub> "	9 <sup>2</sup> / <sub>5</sub> "
60"W	13 <sup>1</sup> / <sub>6</sub> "	57 <sup>4</sup> / <sub>5</sub> "	10 <sup>7</sup> / <sub>10</sub> "	10 <sup>2</sup> / <sub>5</sub> "
66"W	13 <sup>1</sup> / <sub>6</sub> "	63 <sup>4</sup> / <sub>5</sub> "	11 <sup>7</sup> / <sub>10</sub> "	11 <sup>2</sup> / <sub>5</sub> "
72"W	13 <sup>1</sup> / <sub>6</sub> "	69 <sup>4</sup> / <sub>5</sub> "	12 <sup>7</sup> / <sub>10</sub> "	12 <sup>2</sup> / <sub>5</sub> "



## Credenzas

## Open Side, Two-High

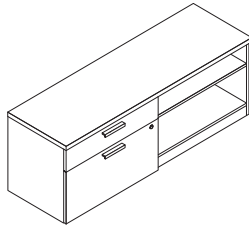


Tip: For drawer inside dimensions, please see pedestals and lateral drawers.

Tip: For parametric credenzas, open side flexes in width, lateral file will remain 30"W or 36"W pending overall unit size.

Size/Type	Inside Dimensions		
	D	W	H
42"W x 18 <sup>7</sup> / <sub>8</sub> "D	16 <sup>1</sup> / <sub>3</sub> "	11"	22 <sup>13</sup> / <sub>36</sub> "
48"W x 18 <sup>7</sup> / <sub>8</sub> "D	16 <sup>1</sup> / <sub>3</sub> "	17"	22 <sup>13</sup> / <sub>36</sub> "
60"W x 18 <sup>7</sup> / <sub>8</sub> "D	16 <sup>1</sup> / <sub>3</sub> "	29"	22 <sup>13</sup> / <sub>36</sub> "
66"W x 18 <sup>7</sup> / <sub>8</sub> "D	16 <sup>1</sup> / <sub>3</sub> "	29"	22 <sup>13</sup> / <sub>36</sub> "
72"W x 18 <sup>7</sup> / <sub>8</sub> "D	16 <sup>1</sup> / <sub>3</sub> "	35"	22 <sup>13</sup> / <sub>36</sub> "
42"W x 24"D	21 <sup>9</sup> / <sub>20</sub> "	11"	22 <sup>13</sup> / <sub>36</sub> "
48"W x 24"D	21 <sup>9</sup> / <sub>20</sub> "	17"	22 <sup>13</sup> / <sub>36</sub> "
60"W x 24"D	21 <sup>9</sup> / <sub>20</sub> "	29"	22 <sup>13</sup> / <sub>36</sub> "
66"W x 24"D	21 <sup>9</sup> / <sub>20</sub> "	29"	22 <sup>13</sup> / <sub>36</sub> "
72"W x 24"D	21 <sup>9</sup> / <sub>20</sub> "	35"	22 <sup>13</sup> / <sub>36</sub> "

## Open Side, 1.5-High

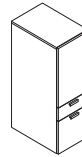


Tip: For drawer inside dimensions, please see pedestals and lateral drawers.

Tip: For parametric credenzas, open side flexes in width, lateral file will remain 30"W or 36"W pending overall unit size.

Size/Type	Inside Dimensions		
	D	W	H
42"W x 18 <sup>7</sup> / <sub>8</sub> "D	16 <sup>1</sup> / <sub>3</sub> "	11 <sup>1</sup> / <sub>20</sub> "	16 <sup>7</sup> / <sub>18</sub> "
48"W x 18 <sup>7</sup> / <sub>8</sub> "D	16 <sup>1</sup> / <sub>3</sub> "	17 <sup>1</sup> / <sub>20</sub> "	16 <sup>7</sup> / <sub>18</sub> "
60"W x 18 <sup>7</sup> / <sub>8</sub> "D	16 <sup>1</sup> / <sub>3</sub> "	29 <sup>1</sup> / <sub>20</sub> "	16 <sup>7</sup> / <sub>18</sub> "
66"W x 18 <sup>7</sup> / <sub>8</sub> "D	16 <sup>1</sup> / <sub>3</sub> "	29 <sup>1</sup> / <sub>20</sub> "	16 <sup>7</sup> / <sub>18</sub> "
72"W x 18 <sup>7</sup> / <sub>8</sub> "D	16 <sup>1</sup> / <sub>3</sub> "	35 <sup>1</sup> / <sub>20</sub> "	16 <sup>7</sup> / <sub>18</sub> "
42"W x 24"D	21 <sup>9</sup> / <sub>20</sub> "	11 <sup>1</sup> / <sub>20</sub> "	16 <sup>7</sup> / <sub>18</sub> "
48"W x 24"D	21 <sup>9</sup> / <sub>20</sub> "	17 <sup>1</sup> / <sub>20</sub> "	16 <sup>7</sup> / <sub>18</sub> "
60"W x 24"D	21 <sup>9</sup> / <sub>20</sub> "	29 <sup>1</sup> / <sub>20</sub> "	16 <sup>7</sup> / <sub>18</sub> "
66"W x 24"D	21 <sup>9</sup> / <sub>20</sub> "	29 <sup>1</sup> / <sub>20</sub> "	16 <sup>7</sup> / <sub>18</sub> "
72"W x 24"D	21 <sup>9</sup> / <sub>20</sub> "	35 <sup>1</sup> / <sub>20</sub> "	16 <sup>7</sup> / <sub>18</sub> "

## Towers

Single Door,  
Box/FileShelf  
Space

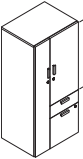
Size/Type	Inside Dimensions		
	D	W	H
41 <sup>3</sup> / <sub>4</sub> "H x 18 <sup>7</sup> / <sub>8</sub> "D	17 <sup>3</sup> / <sub>16</sub> "	147 <sup>3</sup> / <sub>32</sub> "	19 <sup>1</sup> / <sub>16</sub> "
47 <sup>15</sup> / <sub>16</sub> "H x 18 <sup>7</sup> / <sub>8</sub> "D	17 <sup>3</sup> / <sub>16</sub> "	147 <sup>3</sup> / <sub>32</sub> "	25 <sup>1</sup> / <sub>4</sub> "
54 <sup>1</sup> / <sub>8</sub> "H x 18 <sup>7</sup> / <sub>8</sub> "D	17 <sup>3</sup> / <sub>16</sub> "	147 <sup>3</sup> / <sub>32</sub> "	31 <sup>15</sup> / <sub>32</sub> "
66 <sup>1</sup> / <sub>2</sub> "H x 18 <sup>7</sup> / <sub>8</sub> "D	17 <sup>3</sup> / <sub>16</sub> "	147 <sup>3</sup> / <sub>32</sub> "	43 <sup>13</sup> / <sub>16</sub> "
72"H x 18 <sup>7</sup> / <sub>8</sub> "D	17 <sup>3</sup> / <sub>16</sub> "	147 <sup>3</sup> / <sub>32</sub> "	49 <sup>5</sup> / <sub>16</sub> "
78"H x 18 <sup>7</sup> / <sub>8</sub> "D	17 <sup>3</sup> / <sub>16</sub> "	147 <sup>3</sup> / <sub>32</sub> "	55 <sup>5</sup> / <sub>16</sub> "
84"H x 18 <sup>7</sup> / <sub>8</sub> "D	17 <sup>3</sup> / <sub>16</sub> "	147 <sup>3</sup> / <sub>32</sub> "	61 <sup>5</sup> / <sub>16</sub> "
41 <sup>3</sup> / <sub>4</sub> "H x 24"D	22 <sup>5</sup> / <sub>16</sub> "	147 <sup>3</sup> / <sub>32</sub> "	19 <sup>1</sup> / <sub>16</sub> "
47 <sup>15</sup> / <sub>16</sub> "H x 24"D	22 <sup>5</sup> / <sub>16</sub> "	147 <sup>3</sup> / <sub>32</sub> "	25 <sup>1</sup> / <sub>4</sub> "
54 <sup>1</sup> / <sub>8</sub> "H x 24"D	22 <sup>5</sup> / <sub>16</sub> "	147 <sup>3</sup> / <sub>32</sub> "	31 <sup>15</sup> / <sub>32</sub> "
66 <sup>1</sup> / <sub>2</sub> "H x 24"D	22 <sup>5</sup> / <sub>16</sub> "	147 <sup>3</sup> / <sub>32</sub> "	43 <sup>13</sup> / <sub>16</sub> "
72"H x 24"D	22 <sup>5</sup> / <sub>16</sub> "	147 <sup>3</sup> / <sub>32</sub> "	49 <sup>5</sup> / <sub>16</sub> "
78"H x 24"D	22 <sup>5</sup> / <sub>16</sub> "	147 <sup>3</sup> / <sub>32</sub> "	55 <sup>5</sup> / <sub>16</sub> "
84"H x 24"D	22 <sup>5</sup> / <sub>16</sub> "	147 <sup>3</sup> / <sub>32</sub> "	61 <sup>5</sup> / <sub>16</sub> "

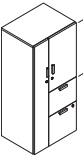
Single Door,  
File/FileShelf  
Space



Size/Type	Inside Dimensions		
	D	W	H
41 <sup>3</sup> / <sub>4</sub> "H x 18 <sup>7</sup> / <sub>8</sub> "D	17 <sup>3</sup> / <sub>16</sub> "	147 <sup>3</sup> / <sub>32</sub> "	13 <sup>1</sup> / <sub>32</sub> "
47 <sup>15</sup> / <sub>16</sub> "H x 18 <sup>7</sup> / <sub>8</sub> "D	17 <sup>3</sup> / <sub>16</sub> "	147 <sup>3</sup> / <sub>32</sub> "	19 <sup>7</sup> / <sub>32</sub> "
54 <sup>1</sup> / <sub>8</sub> "H x 18 <sup>7</sup> / <sub>8</sub> "D	17 <sup>3</sup> / <sub>16</sub> "	147 <sup>3</sup> / <sub>32</sub> "	25 <sup>13</sup> / <sub>32</sub> "
66 <sup>1</sup> / <sub>2</sub> "H x 18 <sup>7</sup> / <sub>8</sub> "D	17 <sup>3</sup> / <sub>16</sub> "	147 <sup>3</sup> / <sub>32</sub> "	37 <sup>25</sup> / <sub>32</sub> "
72"H x 18 <sup>7</sup> / <sub>8</sub> "D	17 <sup>3</sup> / <sub>16</sub> "	147 <sup>3</sup> / <sub>32</sub> "	43 <sup>9</sup> / <sub>32</sub> "
78"H x 18 <sup>7</sup> / <sub>8</sub> "D	17 <sup>3</sup> / <sub>16</sub> "	147 <sup>3</sup> / <sub>32</sub> "	49 <sup>9</sup> / <sub>32</sub> "
84"H x 18 <sup>7</sup> / <sub>8</sub> "D	17 <sup>3</sup> / <sub>16</sub> "	147 <sup>3</sup> / <sub>32</sub> "	55 <sup>9</sup> / <sub>32</sub> "
41 <sup>3</sup> / <sub>4</sub> "H x 24"D	22 <sup>5</sup> / <sub>16</sub> "	147 <sup>3</sup> / <sub>32</sub> "	13 <sup>1</sup> / <sub>32</sub> "
47 <sup>15</sup> / <sub>16</sub> "H x 24"D	22 <sup>5</sup> / <sub>16</sub> "	147 <sup>3</sup> / <sub>32</sub> "	19 <sup>7</sup> / <sub>32</sub> "
54 <sup>1</sup> / <sub>8</sub> "H x 24"D	22 <sup>5</sup> / <sub>16</sub> "	147 <sup>3</sup> / <sub>32</sub> "	25 <sup>13</sup> / <sub>32</sub> "
66 <sup>1</sup> / <sub>2</sub> "H x 24"D	22 <sup>5</sup> / <sub>16</sub> "	147 <sup>3</sup> / <sub>32</sub> "	37 <sup>25</sup> / <sub>32</sub> "
72"H x 24"D	22 <sup>5</sup> / <sub>16</sub> "	147 <sup>3</sup> / <sub>32</sub> "	43 <sup>9</sup> / <sub>32</sub> "
78"H x 24"D	22 <sup>5</sup> / <sub>16</sub> "	147 <sup>3</sup> / <sub>32</sub> "	49 <sup>9</sup> / <sub>32</sub> "
84"H x 24"D	22 <sup>5</sup> / <sub>16</sub> "	147 <sup>3</sup> / <sub>32</sub> "	55 <sup>9</sup> / <sub>32</sub> "

## Storage Capacities and Dimensions, continued

### Towers, continued

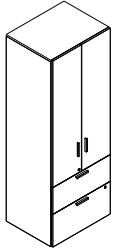
<b>Dual Door, Box/File</b>	<b>Size/Type</b>	<b>Inside Dimensions</b>		
		<b>D</b>	<b>W</b>	<b>H</b>
	41 <sup>3</sup> / <sub>4</sub> "H x 18 <sup>7</sup> / <sub>8</sub> "D	17 <sup>3</sup> / <sub>16</sub> "	14 <sup>7</sup> / <sub>32</sub> "	19 <sup>1</sup> / <sub>16</sub> "
	47 <sup>15</sup> / <sub>16</sub> "H x 18 <sup>7</sup> / <sub>8</sub> "D	17 <sup>3</sup> / <sub>16</sub> "	14 <sup>7</sup> / <sub>32</sub> "	25 <sup>1</sup> / <sub>4</sub> "
	54 <sup>1</sup> / <sub>8</sub> "H x 18 <sup>7</sup> / <sub>8</sub> "D	17 <sup>3</sup> / <sub>16</sub> "	14 <sup>7</sup> / <sub>32</sub> "	31 <sup>15</sup> / <sub>32</sub> "
	66 <sup>1</sup> / <sub>2</sub> "H x 18 <sup>7</sup> / <sub>8</sub> "D	17 <sup>3</sup> / <sub>16</sub> "	14 <sup>7</sup> / <sub>32</sub> "	43 <sup>13</sup> / <sub>16</sub> "
	72"H x 18 <sup>7</sup> / <sub>8</sub> "D	17 <sup>3</sup> / <sub>16</sub> "	14 <sup>7</sup> / <sub>32</sub> "	49 <sup>5</sup> / <sub>16</sub> "
	78"H x 18 <sup>7</sup> / <sub>8</sub> "D	17 <sup>3</sup> / <sub>16</sub> "	14 <sup>7</sup> / <sub>32</sub> "	55 <sup>5</sup> / <sub>16</sub> "
	84"H x 18 <sup>7</sup> / <sub>8</sub> "D	17 <sup>3</sup> / <sub>16</sub> "	14 <sup>7</sup> / <sub>32</sub> "	61 <sup>5</sup> / <sub>16</sub> "
	41 <sup>3</sup> / <sub>4</sub> "H x 24"D	22 <sup>5</sup> / <sub>16</sub> "	14 <sup>7</sup> / <sub>32</sub> "	19 <sup>1</sup> / <sub>16</sub> "
	47 <sup>15</sup> / <sub>16</sub> "H x 24"D	22 <sup>5</sup> / <sub>16</sub> "	14 <sup>7</sup> / <sub>32</sub> "	25 <sup>1</sup> / <sub>4</sub> "
	54 <sup>1</sup> / <sub>8</sub> "H x 24"D	22 <sup>5</sup> / <sub>16</sub> "	14 <sup>7</sup> / <sub>32</sub> "	31 <sup>15</sup> / <sub>32</sub> "
	66 <sup>1</sup> / <sub>2</sub> "H x 24"D	22 <sup>5</sup> / <sub>16</sub> "	14 <sup>7</sup> / <sub>32</sub> "	43 <sup>13</sup> / <sub>16</sub> "
	72"H x 24"D	22 <sup>5</sup> / <sub>16</sub> "	14 <sup>7</sup> / <sub>32</sub> "	49 <sup>5</sup> / <sub>16</sub> "
	78"H x 24"D	22 <sup>5</sup> / <sub>16</sub> "	14 <sup>7</sup> / <sub>32</sub> "	55 <sup>5</sup> / <sub>16</sub> "
	84"H x 24"D	22 <sup>5</sup> / <sub>16</sub> "	14 <sup>7</sup> / <sub>32</sub> "	61 <sup>5</sup> / <sub>16</sub> "

<b>Dual Door, File/File</b>	<b>Size/Type</b>	<b>Inside Dimensions</b>		
		<b>D</b>	<b>W</b>	<b>H</b>
	41 <sup>3</sup> / <sub>4</sub> "H X 18 <sup>7</sup> / <sub>8</sub> "D	17 <sup>3</sup> / <sub>16</sub> "	14 <sup>7</sup> / <sub>32</sub> "	13 <sup>1</sup> / <sub>32</sub> "
	47 <sup>15</sup> / <sub>16</sub> "H X 18 <sup>7</sup> / <sub>8</sub> "D	17 <sup>3</sup> / <sub>16</sub> "	14 <sup>7</sup> / <sub>32</sub> "	19 <sup>7</sup> / <sub>32</sub> "
	54 <sup>1</sup> / <sub>8</sub> "H X 18 <sup>7</sup> / <sub>8</sub> "D	17 <sup>3</sup> / <sub>16</sub> "	14 <sup>7</sup> / <sub>32</sub> "	25 <sup>13</sup> / <sub>32</sub> "
	66 <sup>1</sup> / <sub>2</sub> "H X 18 <sup>7</sup> / <sub>8</sub> "D	17 <sup>3</sup> / <sub>16</sub> "	14 <sup>7</sup> / <sub>32</sub> "	37 <sup>25</sup> / <sub>32</sub> "
	72"H X 18 <sup>7</sup> / <sub>8</sub> "D	17 <sup>3</sup> / <sub>16</sub> "	14 <sup>7</sup> / <sub>32</sub> "	43 <sup>9</sup> / <sub>32</sub> "
	78"H X 18 <sup>7</sup> / <sub>8</sub> "D	17 <sup>3</sup> / <sub>16</sub> "	14 <sup>7</sup> / <sub>32</sub> "	49 <sup>9</sup> / <sub>32</sub> "
	84"H X 18 <sup>7</sup> / <sub>8</sub> "D	17 <sup>3</sup> / <sub>16</sub> "	14 <sup>7</sup> / <sub>32</sub> "	55 <sup>9</sup> / <sub>32</sub> "
	41 <sup>3</sup> / <sub>4</sub> "H X 24"D	22 <sup>5</sup> / <sub>16</sub> "	14 <sup>7</sup> / <sub>32</sub> "	13 <sup>1</sup> / <sub>32</sub> "
	47 <sup>15</sup> / <sub>16</sub> "H X 24"D	22 <sup>5</sup> / <sub>16</sub> "	14 <sup>7</sup> / <sub>32</sub> "	19 <sup>7</sup> / <sub>32</sub> "
	54 <sup>1</sup> / <sub>8</sub> "H X 24"D	22 <sup>5</sup> / <sub>16</sub> "	14 <sup>7</sup> / <sub>32</sub> "	25 <sup>13</sup> / <sub>32</sub> "
	66 <sup>1</sup> / <sub>2</sub> "H X 24"D	22 <sup>5</sup> / <sub>16</sub> "	14 <sup>7</sup> / <sub>32</sub> "	37 <sup>25</sup> / <sub>32</sub> "
	72"H X 24"D	22 <sup>5</sup> / <sub>16</sub> "	14 <sup>7</sup> / <sub>32</sub> "	43 <sup>9</sup> / <sub>32</sub> "
	78"H X 24"D	22 <sup>5</sup> / <sub>16</sub> "	14 <sup>7</sup> / <sub>32</sub> "	49 <sup>9</sup> / <sub>32</sub> "
	84"H X 24"D	22 <sup>5</sup> / <sub>16</sub> "	14 <sup>7</sup> / <sub>32</sub> "	55 <sup>9</sup> / <sub>32</sub> "

<b>Side Access</b>	<b>Size/Type</b>	<b>Inside Dimensions</b>		
		<b>D</b>	<b>W</b>	<b>H</b>
	41 <sup>3</sup> / <sub>4</sub> "H X 24"D	15 <sup>3</sup> / <sub>32</sub> "	22 <sup>1</sup> / <sub>4</sub> "	12 <sup>13</sup> / <sub>32</sub> "
	47 <sup>15</sup> / <sub>16</sub> "H X 24"D	15 <sup>3</sup> / <sub>32</sub> "	22 <sup>1</sup> / <sub>4</sub> "	18 <sup>19</sup> / <sub>32</sub> "
	54 <sup>1</sup> / <sub>8</sub> "H X 24"D	15 <sup>3</sup> / <sub>32</sub> "	22 <sup>1</sup> / <sub>4</sub> "	24 <sup>25</sup> / <sub>32</sub> "
	66 <sup>1</sup> / <sub>2</sub> "H X 24"D	15 <sup>3</sup> / <sub>32</sub> "	22 <sup>1</sup> / <sub>4</sub> "	37 <sup>5</sup> / <sub>32</sub> "
	72"H X 24"D	15 <sup>3</sup> / <sub>32</sub> "	22 <sup>1</sup> / <sub>4</sub> "	42 <sup>21</sup> / <sub>32</sub> "
	78"H X 24"D	15 <sup>3</sup> / <sub>32</sub> "	22 <sup>1</sup> / <sub>4</sub> "	48 <sup>21</sup> / <sub>32</sub> "
	84"H X 24"D	15 <sup>3</sup> / <sub>32</sub> "	22 <sup>1</sup> / <sub>4</sub> "	54 <sup>21</sup> / <sub>32</sub> "

## Combination Cabinet

### Cabinet Portion



#### Size/Type

#### Inside Dimensions (without shelves)

##### D

##### W

##### H

##### # of Fixed Shelves

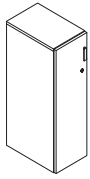
##### # of Adjustable Shelves

#### Application-Height X Width X Depth

47.9375"H x 30"W x 18 <sup>7</sup> / <sub>8</sub> "D	16 <sup>15</sup> / <sub>16</sub> "	28 <sup>7</sup> / <sub>32</sub> "	19 <sup>7</sup> / <sub>32</sub> "	1 (bottom)	0
54.125"H x 30"W x 18 <sup>7</sup> / <sub>8</sub> "D	16 <sup>15</sup> / <sub>16</sub> "	28 <sup>7</sup> / <sub>32</sub> "	24 <sup>13</sup> / <sub>32</sub> "	1 (bottom)	1
66.5"H x 30"W x 18 <sup>7</sup> / <sub>8</sub> "D	16 <sup>15</sup> / <sub>16</sub> "	28 <sup>7</sup> / <sub>32</sub> "	37 <sup>25</sup> / <sub>32</sub> "	1 (bottom)	2
72"H x 30"W x 18 <sup>7</sup> / <sub>8</sub> "D	16 <sup>15</sup> / <sub>16</sub> "	28 <sup>7</sup> / <sub>32</sub> "	43 <sup>9</sup> / <sub>32</sub> "	1 (bottom)	2
78"H x 30"W x 18 <sup>7</sup> / <sub>8</sub> "D	16 <sup>15</sup> / <sub>16</sub> "	28 <sup>7</sup> / <sub>32</sub> "	49 <sup>9</sup> / <sub>32</sub> "	1 (bottom)	2
84"H x 30"W x 18 <sup>7</sup> / <sub>8</sub> "D	16 <sup>15</sup> / <sub>16</sub> "	28 <sup>7</sup> / <sub>32</sub> "	55 <sup>9</sup> / <sub>32</sub> "	1 (bottom)	3
47.9375"H x 36"W x 18 <sup>7</sup> / <sub>8</sub> "D	16 <sup>15</sup> / <sub>16</sub> "	34 <sup>7</sup> / <sub>32</sub> "	19 <sup>7</sup> / <sub>32</sub> "	1 (bottom)	0
54.125"H x 36"W x 18 <sup>7</sup> / <sub>8</sub> "D	16 <sup>15</sup> / <sub>16</sub> "	34 <sup>7</sup> / <sub>32</sub> "	24 <sup>13</sup> / <sub>32</sub> "	1 (bottom)	1
66.5"H x 36"W x 18 <sup>7</sup> / <sub>8</sub> "D	16 <sup>15</sup> / <sub>16</sub> "	34 <sup>7</sup> / <sub>32</sub> "	37 <sup>25</sup> / <sub>32</sub> "	1 (bottom)	2
72"H x 36"W x 18 <sup>7</sup> / <sub>8</sub> "D	16 <sup>15</sup> / <sub>16</sub> "	34 <sup>7</sup> / <sub>32</sub> "	43 <sup>9</sup> / <sub>32</sub> "	1 (bottom)	2
78"H x 36"W x 18 <sup>7</sup> / <sub>8</sub> "D	16 <sup>15</sup> / <sub>16</sub> "	34 <sup>7</sup> / <sub>32</sub> "	49 <sup>9</sup> / <sub>32</sub> "	1 (bottom)	2
84"H x 36"W x 18 <sup>7</sup> / <sub>8</sub> "D	16 <sup>15</sup> / <sub>16</sub> "	34 <sup>7</sup> / <sub>32</sub> "	55 <sup>9</sup> / <sub>32</sub> "	1 (bottom)	3
47.9375"H x 30"W x 24"D	22 <sup>1</sup> / <sub>16</sub> "	28 <sup>7</sup> / <sub>32</sub> "	19 <sup>7</sup> / <sub>32</sub> "	1 (bottom)	0
54.125"H x 30"W x 24"D	22 <sup>1</sup> / <sub>16</sub> "	28 <sup>7</sup> / <sub>32</sub> "	24 <sup>13</sup> / <sub>32</sub> "	1 (bottom)	1
66.5"H x 30"W x 24"D	22 <sup>1</sup> / <sub>16</sub> "	28 <sup>7</sup> / <sub>32</sub> "	37 <sup>25</sup> / <sub>32</sub> "	1 (bottom)	2
72"H x 30"W x 24"D	22 <sup>1</sup> / <sub>16</sub> "	28 <sup>7</sup> / <sub>32</sub> "	43 <sup>9</sup> / <sub>32</sub> "	1 (bottom)	2
78"H x 30"W x 24"D	22 <sup>1</sup> / <sub>16</sub> "	28 <sup>7</sup> / <sub>32</sub> "	49 <sup>9</sup> / <sub>32</sub> "	1 (bottom)	2
84"H x 30"W x 24"D	22 <sup>1</sup> / <sub>16</sub> "	28 <sup>7</sup> / <sub>32</sub> "	55 <sup>9</sup> / <sub>32</sub> "	1 (bottom)	3
47.9375"H x 36"W x 24"D	22 <sup>1</sup> / <sub>16</sub> "	34 <sup>7</sup> / <sub>32</sub> "	19 <sup>7</sup> / <sub>32</sub> "	1 (bottom)	0
54.125"H x 36"W x 24"D	22 <sup>1</sup> / <sub>16</sub> "	34 <sup>7</sup> / <sub>32</sub> "	24 <sup>13</sup> / <sub>32</sub> "	1 (bottom)	1
66.5"H x 36"W x 24"D	22 <sup>1</sup> / <sub>16</sub> "	34 <sup>7</sup> / <sub>32</sub> "	37 <sup>25</sup> / <sub>32</sub> "	1 (bottom)	2
72"H x 36"W x 24"D	22 <sup>1</sup> / <sub>16</sub> "	34 <sup>7</sup> / <sub>32</sub> "	43 <sup>9</sup> / <sub>32</sub> "	1 (bottom)	2
78"H x 36"W x 24"D	22 <sup>1</sup> / <sub>16</sub> "	34 <sup>7</sup> / <sub>32</sub> "	49 <sup>9</sup> / <sub>32</sub> "	1 (bottom)	2
84"H x 36"W x 24"D	22 <sup>1</sup> / <sub>16</sub> "	34 <sup>7</sup> / <sub>32</sub> "	55 <sup>9</sup> / <sub>32</sub> "	1 (bottom)	3

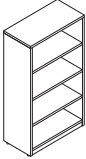
*Tip: Stacking bookcase shelves can be adjusted in 32 mm increments for maximum flexibility.*

## Cabinets



Size/Type	Inside Dimensions		
	D	W	H
41 <sup>3</sup> / <sub>4</sub> "H x 18 <sup>7</sup> / <sub>8</sub> "D x 12"W	17 <sup>1</sup> / <sub>10</sub> "	10 <sup>1</sup> / <sub>4</sub> "	36 <sup>25</sup> / <sub>32</sub> "
47 <sup>15</sup> / <sub>16</sub> "H x 18 <sup>7</sup> / <sub>8</sub> "D x 12"W	17 <sup>1</sup> / <sub>10</sub> "	10 <sup>1</sup> / <sub>4</sub> "	42 <sup>31</sup> / <sub>32</sub> "
54 <sup>1</sup> / <sub>8</sub> "H x 18 <sup>7</sup> / <sub>8</sub> "D x 12"W	17 <sup>1</sup> / <sub>10</sub> "	10 <sup>1</sup> / <sub>4</sub> "	49 <sup>1</sup> / <sub>5</sub> "
66 <sup>1</sup> / <sub>2</sub> "H x 18 <sup>7</sup> / <sub>8</sub> "D x 12"W	17 <sup>1</sup> / <sub>10</sub> "	10 <sup>1</sup> / <sub>4</sub> "	61 <sup>4</sup> / <sub>7</sub> "
72"H x 18 <sup>7</sup> / <sub>8</sub> "D x 12"W	17 <sup>1</sup> / <sub>10</sub> "	10 <sup>1</sup> / <sub>4</sub> "	67"
78"H x 18 <sup>7</sup> / <sub>8</sub> "D x 12"W	17 <sup>1</sup> / <sub>10</sub> "	10 <sup>1</sup> / <sub>4</sub> "	73"
84"H x 18 <sup>7</sup> / <sub>8</sub> "D x 12"W	17 <sup>1</sup> / <sub>10</sub> "	10 <sup>1</sup> / <sub>4</sub> "	79"
41 <sup>3</sup> / <sub>4</sub> "H x 24"D x 12"W	22 <sup>1</sup> / <sub>5</sub> "	10 <sup>1</sup> / <sub>4</sub> "	36 <sup>25</sup> / <sub>32</sub> "
47 <sup>15</sup> / <sub>16</sub> "H x 24"D x 12"W	22 <sup>1</sup> / <sub>5</sub> "	10 <sup>1</sup> / <sub>4</sub> "	42 <sup>31</sup> / <sub>32</sub> "
54 <sup>1</sup> / <sub>8</sub> "H x 24"D x 12"W	22 <sup>1</sup> / <sub>5</sub> "	10 <sup>1</sup> / <sub>4</sub> "	49 <sup>1</sup> / <sub>5</sub> "
66 <sup>1</sup> / <sub>2</sub> "H x 24"D x 12"W	22 <sup>1</sup> / <sub>5</sub> "	10 <sup>1</sup> / <sub>4</sub> "	61 <sup>4</sup> / <sub>7</sub> "
72"H x 24"D x 12"W	22 <sup>1</sup> / <sub>5</sub> "	10 <sup>1</sup> / <sub>4</sub> "	67"
78"H x 24"D x 12"W	22 <sup>1</sup> / <sub>5</sub> "	10 <sup>1</sup> / <sub>4</sub> "	73"
84"H x 24"D x 12"W	22 <sup>1</sup> / <sub>5</sub> "	10 <sup>1</sup> / <sub>4</sub> "	79"
41 <sup>3</sup> / <sub>4</sub> "H x 18 <sup>7</sup> / <sub>8</sub> "D x 24"W	17 <sup>1</sup> / <sub>10</sub> "	22 <sup>1</sup> / <sub>4</sub> "	36 <sup>25</sup> / <sub>32</sub> "
47 <sup>15</sup> / <sub>16</sub> "H x 18 <sup>7</sup> / <sub>8</sub> "D x 24"W	17 <sup>1</sup> / <sub>10</sub> "	22 <sup>1</sup> / <sub>4</sub> "	42 <sup>31</sup> / <sub>32</sub> "
54 <sup>1</sup> / <sub>8</sub> "H x 18 <sup>7</sup> / <sub>8</sub> "D x 24"W	17 <sup>1</sup> / <sub>10</sub> "	22 <sup>1</sup> / <sub>4</sub> "	49 <sup>1</sup> / <sub>5</sub> "
66 <sup>1</sup> / <sub>2</sub> "H x 18 <sup>7</sup> / <sub>8</sub> "D x 24"W	17 <sup>1</sup> / <sub>10</sub> "	22 <sup>1</sup> / <sub>4</sub> "	61 <sup>4</sup> / <sub>7</sub> "
72"H x 18 <sup>7</sup> / <sub>8</sub> "D x 24"W	17 <sup>1</sup> / <sub>10</sub> "	22 <sup>1</sup> / <sub>4</sub> "	67"
78"H x 18 <sup>7</sup> / <sub>8</sub> "D x 24"W	17 <sup>1</sup> / <sub>10</sub> "	22 <sup>1</sup> / <sub>4</sub> "	73"
84"H x 18 <sup>7</sup> / <sub>8</sub> "D x 24"W	17 <sup>1</sup> / <sub>10</sub> "	22 <sup>1</sup> / <sub>4</sub> "	79"
41 <sup>3</sup> / <sub>4</sub> "H x 24"D x 24"W	22 <sup>1</sup> / <sub>5</sub> "	22 <sup>1</sup> / <sub>4</sub> "	36 <sup>25</sup> / <sub>32</sub> "
47 <sup>15</sup> / <sub>16</sub> "H x 24"D x 24"W	22 <sup>1</sup> / <sub>5</sub> "	22 <sup>1</sup> / <sub>4</sub> "	42 <sup>31</sup> / <sub>32</sub> "
54 <sup>1</sup> / <sub>8</sub> "H x 24"D x 24"W	22 <sup>1</sup> / <sub>5</sub> "	22 <sup>1</sup> / <sub>4</sub> "	49 <sup>1</sup> / <sub>5</sub> "
66 <sup>1</sup> / <sub>2</sub> "H x 24"D x 24"W	22 <sup>1</sup> / <sub>5</sub> "	22 <sup>1</sup> / <sub>4</sub> "	61 <sup>4</sup> / <sub>7</sub> "
72"H x 24"D x 24"W	22 <sup>1</sup> / <sub>5</sub> "	22 <sup>1</sup> / <sub>4</sub> "	67"
78"H x 24"D x 24"W	22 <sup>1</sup> / <sub>5</sub> "	22 <sup>1</sup> / <sub>4</sub> "	73"
84"H x 24"D x 24"W	22 <sup>1</sup> / <sub>5</sub> "	22 <sup>1</sup> / <sub>4</sub> "	79"

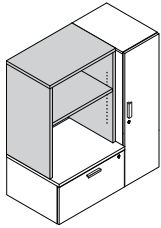
## Bookcases



Size/Type	Inside Dimensions			Top Shelf Space	Bottom Shelf Space	Row of Binders Accommodated
	D	W				
Height X Depth X Width						
41¾"H x 15"D x 24"W	14⅛"	21 <sup>25</sup> / <sub>32</sub> "	12 <sup>17</sup> / <sub>32</sub> "	9 <sup>15</sup> / <sub>16</sub> "	2	
47 <sup>15</sup> / <sub>16</sub> "H x 15"D x 24"W	14⅛"	21 <sup>25</sup> / <sub>32</sub> "	18 <sup>23</sup> / <sub>32</sub> "	9 <sup>15</sup> / <sub>16</sub> "	2	
54⅛"H x 15"D x 24"W	14⅛"	21 <sup>25</sup> / <sub>32</sub> "	12 <sup>3</sup> / <sub>32</sub> "	9 <sup>15</sup> / <sub>16</sub> "	3	
66½"H x 15"D x 24"W	14⅛"	21 <sup>25</sup> / <sub>32</sub> "	11 <sup>11</sup> / <sub>32</sub> "	9 <sup>15</sup> / <sub>16</sub> "	4	
72"H x 15"D x 24"W	14⅛"	21 <sup>25</sup> / <sub>32</sub> "	16 <sup>27</sup> / <sub>32</sub> "	9 <sup>15</sup> / <sub>16</sub> "	4	
78"H x 15"D x 24"W	14⅛"	21 <sup>25</sup> / <sub>32</sub> "	16 <sup>7</sup> / <sub>16</sub> "	12 <sup>1</sup> / <sub>32</sub> "	4	
84"H x 15"D x 24"W	14⅛"	21 <sup>25</sup> / <sub>32</sub> "	22 <sup>7</sup> / <sub>16</sub> "	12 <sup>1</sup> / <sub>32</sub> "	4	
41¾"H x 24"D x 24"W	23⅛"	21 <sup>25</sup> / <sub>32</sub> "	12 <sup>17</sup> / <sub>32</sub> "	9 <sup>15</sup> / <sub>16</sub> "	2	
47 <sup>15</sup> / <sub>16</sub> "H x 24"D x 24"W	23⅛"	21 <sup>25</sup> / <sub>32</sub> "	18 <sup>23</sup> / <sub>32</sub> "	9 <sup>15</sup> / <sub>16</sub> "	2	
54⅛"H x 24"D x 24"W	23⅛"	21 <sup>25</sup> / <sub>32</sub> "	12 <sup>3</sup> / <sub>32</sub> "	9 <sup>15</sup> / <sub>16</sub> "	3	
66½"H x 24"D x 24"W	23⅛"	21 <sup>25</sup> / <sub>32</sub> "	11 <sup>11</sup> / <sub>32</sub> "	9 <sup>15</sup> / <sub>16</sub> "	4	
72"H x 24"D x 24"W	23⅛"	21 <sup>25</sup> / <sub>32</sub> "	16 <sup>27</sup> / <sub>32</sub> "	9 <sup>15</sup> / <sub>16</sub> "	4	
78"H x 24"D x 24"W	23⅛"	21 <sup>25</sup> / <sub>32</sub> "	16 <sup>7</sup> / <sub>16</sub> "	12 <sup>1</sup> / <sub>32</sub> "	4	
84"H x 24"D x 24"W	23⅛"	21 <sup>25</sup> / <sub>32</sub> "	22 <sup>7</sup> / <sub>16</sub> "	12 <sup>1</sup> / <sub>32</sub> "	4	
41¾"H x 15"D x 30"W	14⅛"	27 <sup>25</sup> / <sub>32</sub> "	12 <sup>17</sup> / <sub>32</sub> "	9 <sup>15</sup> / <sub>16</sub> "	2	
47 <sup>15</sup> / <sub>16</sub> "H x 15"D x 30"W	14⅛"	27 <sup>25</sup> / <sub>32</sub> "	18 <sup>23</sup> / <sub>32</sub> "	9 <sup>15</sup> / <sub>16</sub> "	2	
54⅛"H x 15"D x 30"W	14⅛"	27 <sup>25</sup> / <sub>32</sub> "	12 <sup>3</sup> / <sub>32</sub> "	9 <sup>15</sup> / <sub>16</sub> "	3	
66½"H x 15"D x 30"W	14⅛"	27 <sup>25</sup> / <sub>32</sub> "	11 <sup>11</sup> / <sub>32</sub> "	9 <sup>15</sup> / <sub>16</sub> "	4	
72"H x 15"D x 30"W	14⅛"	27 <sup>25</sup> / <sub>32</sub> "	16 <sup>27</sup> / <sub>32</sub> "	9 <sup>15</sup> / <sub>16</sub> "	4	
78"H x 15"D x 30"W	14⅛"	27 <sup>25</sup> / <sub>32</sub> "	16 <sup>7</sup> / <sub>16</sub> "	12 <sup>1</sup> / <sub>32</sub> "	4	
84"H x 15"D x 30"W	14⅛"	27 <sup>25</sup> / <sub>32</sub> "	22 <sup>7</sup> / <sub>16</sub> "	12 <sup>1</sup> / <sub>32</sub> "	4	
41¾"H x 24"D x 30"W	23⅛"	27 <sup>25</sup> / <sub>32</sub> "	12 <sup>17</sup> / <sub>32</sub> "	9 <sup>15</sup> / <sub>16</sub> "	2	
47 <sup>15</sup> / <sub>16</sub> "H x 24"D x 30"W	23⅛"	27 <sup>25</sup> / <sub>32</sub> "	18 <sup>23</sup> / <sub>32</sub> "	9 <sup>15</sup> / <sub>16</sub> "	2	
54⅛"H x 24"D x 30"W	23⅛"	27 <sup>25</sup> / <sub>32</sub> "	12 <sup>3</sup> / <sub>32</sub> "	9 <sup>15</sup> / <sub>16</sub> "	3	
66½"H x 24"D x 30"W	23⅛"	27 <sup>25</sup> / <sub>32</sub> "	11 <sup>11</sup> / <sub>32</sub> "	9 <sup>15</sup> / <sub>16</sub> "	4	
72"H x 24"D x 30"W	23⅛"	27 <sup>25</sup> / <sub>32</sub> "	16 <sup>27</sup> / <sub>32</sub> "	9 <sup>15</sup> / <sub>16</sub> "	4	
78"H x 24"D x 30"W	23⅛"	27 <sup>25</sup> / <sub>32</sub> "	16 <sup>7</sup> / <sub>16</sub> "	12 <sup>1</sup> / <sub>32</sub> "	4	
84"H x 24"D x 30"W	23⅛"	27 <sup>25</sup> / <sub>32</sub> "	22 <sup>7</sup> / <sub>16</sub> "	12 <sup>1</sup> / <sub>32</sub> "	4	
41¾"H x 15"D x 36"W	14⅛"	33 <sup>25</sup> / <sub>32</sub> "	12 <sup>17</sup> / <sub>32</sub> "	9 <sup>15</sup> / <sub>16</sub> "	2	
47 <sup>15</sup> / <sub>16</sub> "H x 15"D x 36"W	14⅛"	33 <sup>25</sup> / <sub>32</sub> "	18 <sup>23</sup> / <sub>32</sub> "	9 <sup>15</sup> / <sub>16</sub> "	2	
54⅛"H x 15"D x 36"W	14⅛"	33 <sup>25</sup> / <sub>32</sub> "	12 <sup>3</sup> / <sub>32</sub> "	9 <sup>15</sup> / <sub>16</sub> "	3	
66½"H x 15"D x 36"W	14⅛"	33 <sup>25</sup> / <sub>32</sub> "	11 <sup>11</sup> / <sub>32</sub> "	9 <sup>15</sup> / <sub>16</sub> "	4	
72"H x 15"D x 36"W	14⅛"	33 <sup>25</sup> / <sub>32</sub> "	16 <sup>27</sup> / <sub>32</sub> "	9 <sup>15</sup> / <sub>16</sub> "	4	
78"H x 15"D x 36"W	14⅛"	33 <sup>25</sup> / <sub>32</sub> "	16 <sup>7</sup> / <sub>16</sub> "	12 <sup>1</sup> / <sub>32</sub> "	4	
84"H x 15"D x 36"W	14⅛"	33 <sup>25</sup> / <sub>32</sub> "	22 <sup>7</sup> / <sub>16</sub> "	12 <sup>1</sup> / <sub>32</sub> "	4	
41¾"H x 24"D x 36"W	23⅛"	33 <sup>25</sup> / <sub>32</sub> "	12 <sup>17</sup> / <sub>32</sub> "	9 <sup>15</sup> / <sub>16</sub> "	2	
47 <sup>15</sup> / <sub>16</sub> "H x 24"D x 36"W	23⅛"	33 <sup>25</sup> / <sub>32</sub> "	18 <sup>23</sup> / <sub>32</sub> "	9 <sup>15</sup> / <sub>16</sub> "	2	
54⅛"H x 24"D x 36"W	23⅛"	33 <sup>25</sup> / <sub>32</sub> "	12 <sup>3</sup> / <sub>32</sub> "	9 <sup>15</sup> / <sub>16</sub> "	3	
66½"H x 24"D x 36"W	23⅛"	33 <sup>25</sup> / <sub>32</sub> "	11 <sup>11</sup> / <sub>32</sub> "	9 <sup>15</sup> / <sub>16</sub> "	4	
72"H x 24"D x 36"W	23⅛"	33 <sup>25</sup> / <sub>32</sub> "	16 <sup>27</sup> / <sub>32</sub> "	9 <sup>15</sup> / <sub>16</sub> "	4	
78"H x 24"D x 36"W	23⅛"	33 <sup>25</sup> / <sub>32</sub> "	16 <sup>7</sup> / <sub>16</sub> "	12 <sup>1</sup> / <sub>32</sub> "	4	
84"H x 24"D x 36"W	23⅛"	33 <sup>25</sup> / <sub>32</sub> "	22 <sup>7</sup> / <sub>16</sub> "	12 <sup>1</sup> / <sub>32</sub> "	4	

## Stacking Bookcases

Stacking Bookcases on top of One-High Currency Storage



### Size/Type

### Inside Dimensions

**D**

**W**

**Top Shelf  
Space**

**Bottom  
Shelf Space**

**2nd from  
Bottom  
Space**

**Row of  
Binders  
Accommodated**

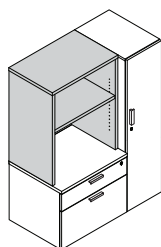
### Application—Height X Depth X Width

41 <sup>3</sup> / <sub>4</sub> "H x 15"D x 24"W	14 <sup>1</sup> / <sub>8</sub> "	21 <sup>25</sup> / <sub>32</sub> "	12 <sup>27</sup> / <sub>32</sub> "	10 <sup>9</sup> / <sub>32</sub> "	N.A.	1
47 <sup>15</sup> / <sub>16</sub> "H x 15"D x 24"W	14 <sup>1</sup> / <sub>8</sub> "	21 <sup>25</sup> / <sub>32</sub> "	12 <sup>27</sup> / <sub>32</sub> "	16 <sup>15</sup> / <sub>32</sub> "	N.A.	1
54 <sup>1</sup> / <sub>8</sub> "H x 15"D x 24"W	14 <sup>1</sup> / <sub>8</sub> "	21 <sup>25</sup> / <sub>32</sub> "	12 <sup>27</sup> / <sub>32</sub> "	8 <sup>25</sup> / <sub>32</sub> "	12 <sup>25</sup> / <sub>32</sub> "	2
66 <sup>1</sup> / <sub>2</sub> "H x 15"D x 24"W	14 <sup>1</sup> / <sub>8</sub> "	21 <sup>25</sup> / <sub>32</sub> "	12 <sup>27</sup> / <sub>32</sub> "	7 <sup>5</sup> / <sub>16</sub> "	12 <sup>25</sup> / <sub>32</sub> "	3
72"H x 15"D x 24"W	14 <sup>1</sup> / <sub>8</sub> "	21 <sup>25</sup> / <sub>32</sub> "	12 <sup>27</sup> / <sub>32</sub> "	12 <sup>13</sup> / <sub>16</sub> "	12 <sup>25</sup> / <sub>32</sub> "	3
78"H x 15"D x 24"W	14 <sup>1</sup> / <sub>8</sub> "	21 <sup>25</sup> / <sub>32</sub> "	12 <sup>27</sup> / <sub>32</sub> "	4 <sup>15</sup> / <sub>16</sub> "	12 <sup>25</sup> / <sub>32</sub> "	4
84"H x 15"D x 24"W	14 <sup>1</sup> / <sub>8</sub> "	21 <sup>25</sup> / <sub>32</sub> "	12 <sup>27</sup> / <sub>32</sub> "	10 <sup>15</sup> / <sub>16</sub> "	12 <sup>25</sup> / <sub>32</sub> "	4
41 <sup>3</sup> / <sub>4</sub> "H x 24"D x 24"W	23 <sup>1</sup> / <sub>8</sub> "	21 <sup>25</sup> / <sub>32</sub> "	12 <sup>27</sup> / <sub>32</sub> "	10 <sup>9</sup> / <sub>32</sub> "	N.A.	1
47 <sup>15</sup> / <sub>16</sub> "H x 24"D x 24"W	23 <sup>1</sup> / <sub>8</sub> "	21 <sup>25</sup> / <sub>32</sub> "	12 <sup>27</sup> / <sub>32</sub> "	16 <sup>15</sup> / <sub>32</sub> "	N.A.	1
54 <sup>1</sup> / <sub>8</sub> "H x 24"D x 24"W	23 <sup>1</sup> / <sub>8</sub> "	21 <sup>25</sup> / <sub>32</sub> "	12 <sup>27</sup> / <sub>32</sub> "	8 <sup>25</sup> / <sub>32</sub> "	12 <sup>25</sup> / <sub>32</sub> "	2
66 <sup>1</sup> / <sub>2</sub> "H x 24"D x 24"W	23 <sup>1</sup> / <sub>8</sub> "	21 <sup>25</sup> / <sub>32</sub> "	12 <sup>27</sup> / <sub>32</sub> "	7 <sup>5</sup> / <sub>16</sub> "	12 <sup>25</sup> / <sub>32</sub> "	3
72"H x 24"D x 24"W	23 <sup>1</sup> / <sub>8</sub> "	21 <sup>25</sup> / <sub>32</sub> "	12 <sup>27</sup> / <sub>32</sub> "	12 <sup>13</sup> / <sub>16</sub> "	12 <sup>25</sup> / <sub>32</sub> "	3
78"H x 24"D x 24"W	23 <sup>1</sup> / <sub>8</sub> "	21 <sup>25</sup> / <sub>32</sub> "	12 <sup>27</sup> / <sub>32</sub> "	4 <sup>15</sup> / <sub>16</sub> "	12 <sup>25</sup> / <sub>32</sub> "	4
84"H x 24"D x 24"W	23 <sup>1</sup> / <sub>8</sub> "	21 <sup>25</sup> / <sub>32</sub> "	12 <sup>27</sup> / <sub>32</sub> "	10 <sup>15</sup> / <sub>16</sub> "	12 <sup>25</sup> / <sub>32</sub> "	4
41 <sup>3</sup> / <sub>4</sub> "H x 15"D x 30"W	14 <sup>1</sup> / <sub>8</sub> "	27 <sup>25</sup> / <sub>32</sub> "	12 <sup>27</sup> / <sub>32</sub> "	10 <sup>9</sup> / <sub>32</sub> "	N.A.	1
47 <sup>15</sup> / <sub>16</sub> "H x 15"D x 30"W	14 <sup>1</sup> / <sub>8</sub> "	27 <sup>25</sup> / <sub>32</sub> "	12 <sup>27</sup> / <sub>32</sub> "	16 <sup>15</sup> / <sub>32</sub> "	N.A.	1
54 <sup>1</sup> / <sub>8</sub> "H x 15"D x 30"W	14 <sup>1</sup> / <sub>8</sub> "	27 <sup>25</sup> / <sub>32</sub> "	12 <sup>27</sup> / <sub>32</sub> "	8 <sup>25</sup> / <sub>32</sub> "	12 <sup>25</sup> / <sub>32</sub> "	2
66 <sup>1</sup> / <sub>2</sub> "H x 15"D x 30"W	14 <sup>1</sup> / <sub>8</sub> "	27 <sup>25</sup> / <sub>32</sub> "	12 <sup>27</sup> / <sub>32</sub> "	7 <sup>5</sup> / <sub>16</sub> "	12 <sup>25</sup> / <sub>32</sub> "	3
72"H x 15"D x 30"W	14 <sup>1</sup> / <sub>8</sub> "	27 <sup>25</sup> / <sub>32</sub> "	12 <sup>27</sup> / <sub>32</sub> "	12 <sup>13</sup> / <sub>16</sub> "	12 <sup>25</sup> / <sub>32</sub> "	3
78"H x 15"D x 30"W	14 <sup>1</sup> / <sub>8</sub> "	27 <sup>25</sup> / <sub>32</sub> "	12 <sup>27</sup> / <sub>32</sub> "	4 <sup>15</sup> / <sub>16</sub> "	12 <sup>25</sup> / <sub>32</sub> "	4
84"H x 15"D x 30"W	14 <sup>1</sup> / <sub>8</sub> "	27 <sup>25</sup> / <sub>32</sub> "	12 <sup>27</sup> / <sub>32</sub> "	10 <sup>15</sup> / <sub>16</sub> "	12 <sup>25</sup> / <sub>32</sub> "	4
41 <sup>3</sup> / <sub>4</sub> "H x 24"D x 30"W	23 <sup>1</sup> / <sub>8</sub> "	27 <sup>25</sup> / <sub>32</sub> "	12 <sup>27</sup> / <sub>32</sub> "	10 <sup>9</sup> / <sub>32</sub> "	N.A.	1
47 <sup>15</sup> / <sub>16</sub> "H x 24"D x 30"W	23 <sup>1</sup> / <sub>8</sub> "	27 <sup>25</sup> / <sub>32</sub> "	12 <sup>27</sup> / <sub>32</sub> "	16 <sup>15</sup> / <sub>32</sub> "	N.A.	1
54 <sup>1</sup> / <sub>8</sub> "H x 24"D x 30"W	23 <sup>1</sup> / <sub>8</sub> "	27 <sup>25</sup> / <sub>32</sub> "	12 <sup>27</sup> / <sub>32</sub> "	8 <sup>25</sup> / <sub>32</sub> "	12 <sup>25</sup> / <sub>32</sub> "	2
66 <sup>1</sup> / <sub>2</sub> "H x 24"D x 30"W	23 <sup>1</sup> / <sub>8</sub> "	27 <sup>25</sup> / <sub>32</sub> "	12 <sup>27</sup> / <sub>32</sub> "	7 <sup>5</sup> / <sub>16</sub> "	12 <sup>25</sup> / <sub>32</sub> "	3
72"H x 24"D x 30"W	23 <sup>1</sup> / <sub>8</sub> "	27 <sup>25</sup> / <sub>32</sub> "	12 <sup>27</sup> / <sub>32</sub> "	12 <sup>13</sup> / <sub>16</sub> "	12 <sup>25</sup> / <sub>32</sub> "	3
78"H x 24"D x 30"W	23 <sup>1</sup> / <sub>8</sub> "	27 <sup>25</sup> / <sub>32</sub> "	12 <sup>27</sup> / <sub>32</sub> "	4 <sup>15</sup> / <sub>16</sub> "	12 <sup>25</sup> / <sub>32</sub> "	4
84"H x 24"D x 30"W	23 <sup>1</sup> / <sub>8</sub> "	27 <sup>25</sup> / <sub>32</sub> "	12 <sup>27</sup> / <sub>32</sub> "	10 <sup>15</sup> / <sub>16</sub> "	12 <sup>25</sup> / <sub>32</sub> "	4
41 <sup>3</sup> / <sub>4</sub> "H x 15"D x 36"W	14 <sup>1</sup> / <sub>8</sub> "	33 <sup>25</sup> / <sub>32</sub> "	12 <sup>27</sup> / <sub>32</sub> "	10 <sup>9</sup> / <sub>32</sub> "	N.A.	1
47 <sup>15</sup> / <sub>16</sub> "H x 15"D x 36"W	14 <sup>1</sup> / <sub>8</sub> "	33 <sup>25</sup> / <sub>32</sub> "	12 <sup>27</sup> / <sub>32</sub> "	16 <sup>15</sup> / <sub>32</sub> "	N.A.	1
54 <sup>1</sup> / <sub>8</sub> "H x 15"D x 36"W	14 <sup>1</sup> / <sub>8</sub> "	33 <sup>25</sup> / <sub>32</sub> "	12 <sup>27</sup> / <sub>32</sub> "	8 <sup>25</sup> / <sub>32</sub> "	12 <sup>25</sup> / <sub>32</sub> "	2
66 <sup>1</sup> / <sub>2</sub> "H x 15"D x 36"W	14 <sup>1</sup> / <sub>8</sub> "	33 <sup>25</sup> / <sub>32</sub> "	12 <sup>27</sup> / <sub>32</sub> "	7 <sup>5</sup> / <sub>16</sub> "	12 <sup>25</sup> / <sub>32</sub> "	3
72"H x 15"D x 36"W	14 <sup>1</sup> / <sub>8</sub> "	33 <sup>25</sup> / <sub>32</sub> "	12 <sup>27</sup> / <sub>32</sub> "	12 <sup>13</sup> / <sub>16</sub> "	12 <sup>25</sup> / <sub>32</sub> "	3
78"H x 15"D x 36"W	14 <sup>1</sup> / <sub>8</sub> "	33 <sup>25</sup> / <sub>32</sub> "	12 <sup>27</sup> / <sub>32</sub> "	4 <sup>15</sup> / <sub>16</sub> "	12 <sup>25</sup> / <sub>32</sub> "	4
84"H x 15"D x 36"W	14 <sup>1</sup> / <sub>8</sub> "	33 <sup>25</sup> / <sub>32</sub> "	12 <sup>27</sup> / <sub>32</sub> "	10 <sup>15</sup> / <sub>16</sub> "	12 <sup>25</sup> / <sub>32</sub> "	4
41 <sup>3</sup> / <sub>4</sub> "H x 24"D x 36"W	23 <sup>1</sup> / <sub>8</sub> "	33 <sup>25</sup> / <sub>32</sub> "	12 <sup>27</sup> / <sub>32</sub> "	10 <sup>9</sup> / <sub>32</sub> "	N.A.	1
47 <sup>15</sup> / <sub>16</sub> "H x 24"D x 36"W	23 <sup>1</sup> / <sub>8</sub> "	33 <sup>25</sup> / <sub>32</sub> "	12 <sup>27</sup> / <sub>32</sub> "	16 <sup>15</sup> / <sub>32</sub> "	N.A.	1
54 <sup>1</sup> / <sub>8</sub> "H x 24"D x 36"W	23 <sup>1</sup> / <sub>8</sub> "	33 <sup>25</sup> / <sub>32</sub> "	12 <sup>27</sup> / <sub>32</sub> "	8 <sup>25</sup> / <sub>32</sub> "	12 <sup>25</sup> / <sub>32</sub> "	2
66 <sup>1</sup> / <sub>2</sub> "H x 24"D x 36"W	23 <sup>1</sup> / <sub>8</sub> "	33 <sup>25</sup> / <sub>32</sub> "	12 <sup>27</sup> / <sub>32</sub> "	7 <sup>5</sup> / <sub>16</sub> "	12 <sup>25</sup> / <sub>32</sub> "	3
72"H x 24"D x 36"W	23 <sup>1</sup> / <sub>8</sub> "	33 <sup>25</sup> / <sub>32</sub> "	12 <sup>27</sup> / <sub>32</sub> "	12 <sup>13</sup> / <sub>16</sub> "	12 <sup>25</sup> / <sub>32</sub> "	3
78"H x 24"D x 36"W	23 <sup>1</sup> / <sub>8</sub> "	33 <sup>25</sup> / <sub>32</sub> "	12 <sup>27</sup> / <sub>32</sub> "	4 <sup>15</sup> / <sub>16</sub> "	12 <sup>25</sup> / <sub>32</sub> "	4
84"H x 24"D x 36"W	23 <sup>1</sup> / <sub>8</sub> "	33 <sup>25</sup> / <sub>32</sub> "	12 <sup>27</sup> / <sub>32</sub> "	10 <sup>15</sup> / <sub>16</sub> "	12 <sup>25</sup> / <sub>32</sub> "	4

*Tip: Stacking bookcase shelves can be adjusted in 32 mm increments for maximum flexibility.*

## Stacking Bookcases

Stacking Bookcases on top of 1.5-High Currency Storage



### Size/Type

### Inside Dimensions

#### D

#### W

#### Top Shelf Space

#### Bottom Shelf Space

#### 2nd from Bottom Space

#### Row of Binders Accommodated

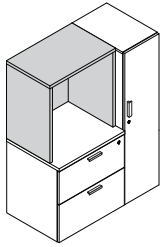
### Application—Height X Depth X Width

41 <sup>3</sup> / <sub>4</sub> "H x 15"D x 24"W	14 <sup>1</sup> / <sub>8</sub> "	21 <sup>25</sup> / <sub>32</sub> "	12 <sup>27</sup> / <sub>32</sub> "	4 <sup>9</sup> / <sub>32</sub> "	N.A.	1
47 <sup>15</sup> / <sub>16</sub> "H x 15"D x 24"W	14 <sup>1</sup> / <sub>8</sub> "	21 <sup>25</sup> / <sub>32</sub> "	12 <sup>27</sup> / <sub>32</sub> "	10 <sup>15</sup> / <sub>32</sub> "	N.A.	1
54 <sup>1</sup> / <sub>8</sub> "H x 15"D x 24"W	14 <sup>1</sup> / <sub>8</sub> "	21 <sup>25</sup> / <sub>32</sub> "	12 <sup>27</sup> / <sub>32</sub> "	16 <sup>21</sup> / <sub>32</sub> "	N.A.	1
66 <sup>1</sup> / <sub>2</sub> "H x 15"D x 24"W	14 <sup>1</sup> / <sub>8</sub> "	21 <sup>25</sup> / <sub>32</sub> "	12 <sup>27</sup> / <sub>32</sub> "	15 <sup>5</sup> / <sub>32</sub> "	12 <sup>25</sup> / <sub>32</sub> "	2
72"H x 15"D x 24"W	14 <sup>1</sup> / <sub>8</sub> "	21 <sup>25</sup> / <sub>32</sub> "	12 <sup>27</sup> / <sub>32</sub> "	6 <sup>13</sup> / <sub>16</sub> "	12 <sup>25</sup> / <sub>32</sub> "	3
78"H x 15"D x 24"W	14 <sup>1</sup> / <sub>8</sub> "	21 <sup>25</sup> / <sub>32</sub> "	12 <sup>27</sup> / <sub>32</sub> "	12 <sup>13</sup> / <sub>16</sub> "	12 <sup>25</sup> / <sub>32</sub> "	3
84"H x 15"D x 24"W	14 <sup>1</sup> / <sub>8</sub> "	21 <sup>25</sup> / <sub>32</sub> "	12 <sup>27</sup> / <sub>32</sub> "	4 <sup>15</sup> / <sub>16</sub> "	12 <sup>25</sup> / <sub>32</sub> "	4
41 <sup>3</sup> / <sub>4</sub> "H x 24"D x 24"W	23 <sup>1</sup> / <sub>8</sub> "	21 <sup>25</sup> / <sub>32</sub> "	12 <sup>27</sup> / <sub>32</sub> "	4 <sup>9</sup> / <sub>32</sub> "	N.A.	1
47 <sup>15</sup> / <sub>16</sub> "H x 24"D x 24"W	23 <sup>1</sup> / <sub>8</sub> "	21 <sup>25</sup> / <sub>32</sub> "	12 <sup>27</sup> / <sub>32</sub> "	10 <sup>15</sup> / <sub>32</sub> "	N.A.	1
54 <sup>1</sup> / <sub>8</sub> "H x 24"D x 24"W	23 <sup>1</sup> / <sub>8</sub> "	21 <sup>25</sup> / <sub>32</sub> "	12 <sup>27</sup> / <sub>32</sub> "	16 <sup>21</sup> / <sub>32</sub> "	N.A.	1
66 <sup>1</sup> / <sub>2</sub> "H x 24"D x 24"W	23 <sup>1</sup> / <sub>8</sub> "	21 <sup>25</sup> / <sub>32</sub> "	12 <sup>27</sup> / <sub>32</sub> "	15 <sup>5</sup> / <sub>32</sub> "	12 <sup>25</sup> / <sub>32</sub> "	2
72"H x 24"D x 24"W	23 <sup>1</sup> / <sub>8</sub> "	21 <sup>25</sup> / <sub>32</sub> "	12 <sup>27</sup> / <sub>32</sub> "	6 <sup>13</sup> / <sub>16</sub> "	12 <sup>25</sup> / <sub>32</sub> "	3
78"H x 24"D x 24"W	23 <sup>1</sup> / <sub>8</sub> "	21 <sup>25</sup> / <sub>32</sub> "	12 <sup>27</sup> / <sub>32</sub> "	12 <sup>13</sup> / <sub>16</sub> "	12 <sup>25</sup> / <sub>32</sub> "	3
84"H x 24"D x 24"W	23 <sup>1</sup> / <sub>8</sub> "	21 <sup>25</sup> / <sub>32</sub> "	12 <sup>27</sup> / <sub>32</sub> "	4 <sup>15</sup> / <sub>16</sub> "	12 <sup>25</sup> / <sub>32</sub> "	4
41 <sup>3</sup> / <sub>4</sub> "H x 15"D x 30"W	14 <sup>1</sup> / <sub>8</sub> "	27 <sup>25</sup> / <sub>32</sub> "	12 <sup>27</sup> / <sub>32</sub> "	4 <sup>9</sup> / <sub>32</sub> "	N.A.	1
47 <sup>15</sup> / <sub>16</sub> "H x 15"D x 30"W	14 <sup>1</sup> / <sub>8</sub> "	27 <sup>25</sup> / <sub>32</sub> "	12 <sup>27</sup> / <sub>32</sub> "	10 <sup>15</sup> / <sub>32</sub> "	N.A.	1
54 <sup>1</sup> / <sub>8</sub> "H x 15"D x 30"W	14 <sup>1</sup> / <sub>8</sub> "	27 <sup>25</sup> / <sub>32</sub> "	12 <sup>27</sup> / <sub>32</sub> "	16 <sup>21</sup> / <sub>32</sub> "	N.A.	1
66 <sup>1</sup> / <sub>2</sub> "H x 15"D x 30"W	14 <sup>1</sup> / <sub>8</sub> "	27 <sup>25</sup> / <sub>32</sub> "	12 <sup>27</sup> / <sub>32</sub> "	15 <sup>5</sup> / <sub>32</sub> "	12 <sup>25</sup> / <sub>32</sub> "	2
72"H x 15"D x 30"W	14 <sup>1</sup> / <sub>8</sub> "	27 <sup>25</sup> / <sub>32</sub> "	12 <sup>27</sup> / <sub>32</sub> "	6 <sup>13</sup> / <sub>16</sub> "	12 <sup>25</sup> / <sub>32</sub> "	3
78"H x 15"D x 30"W	14 <sup>1</sup> / <sub>8</sub> "	27 <sup>25</sup> / <sub>32</sub> "	12 <sup>27</sup> / <sub>32</sub> "	12 <sup>13</sup> / <sub>16</sub> "	12 <sup>25</sup> / <sub>32</sub> "	3
84"H x 15"D x 30"W	14 <sup>1</sup> / <sub>8</sub> "	27 <sup>25</sup> / <sub>32</sub> "	12 <sup>27</sup> / <sub>32</sub> "	4 <sup>15</sup> / <sub>16</sub> "	12 <sup>25</sup> / <sub>32</sub> "	4
41 <sup>3</sup> / <sub>4</sub> "H x 24"D x 30"W	23 <sup>1</sup> / <sub>8</sub> "	27 <sup>25</sup> / <sub>32</sub> "	12 <sup>27</sup> / <sub>32</sub> "	4 <sup>9</sup> / <sub>32</sub> "	N.A.	1
47 <sup>15</sup> / <sub>16</sub> "H x 24"D x 30"W	23 <sup>1</sup> / <sub>8</sub> "	27 <sup>25</sup> / <sub>32</sub> "	12 <sup>27</sup> / <sub>32</sub> "	10 <sup>15</sup> / <sub>32</sub> "	N.A.	1
54 <sup>1</sup> / <sub>8</sub> "H x 24"D x 30"W	23 <sup>1</sup> / <sub>8</sub> "	27 <sup>25</sup> / <sub>32</sub> "	12 <sup>27</sup> / <sub>32</sub> "	16 <sup>21</sup> / <sub>32</sub> "	N.A.	1
66 <sup>1</sup> / <sub>2</sub> "H x 24"D x 30"W	23 <sup>1</sup> / <sub>8</sub> "	27 <sup>25</sup> / <sub>32</sub> "	12 <sup>27</sup> / <sub>32</sub> "	15 <sup>5</sup> / <sub>32</sub> "	12 <sup>25</sup> / <sub>32</sub> "	2
72"H x 24"D x 30"W	23 <sup>1</sup> / <sub>8</sub> "	27 <sup>25</sup> / <sub>32</sub> "	12 <sup>27</sup> / <sub>32</sub> "	6 <sup>13</sup> / <sub>16</sub> "	12 <sup>25</sup> / <sub>32</sub> "	3
78"H x 24"D x 30"W	23 <sup>1</sup> / <sub>8</sub> "	27 <sup>25</sup> / <sub>32</sub> "	12 <sup>27</sup> / <sub>32</sub> "	12 <sup>13</sup> / <sub>16</sub> "	12 <sup>25</sup> / <sub>32</sub> "	3
84"H x 24"D x 30"W	23 <sup>1</sup> / <sub>8</sub> "	27 <sup>25</sup> / <sub>32</sub> "	12 <sup>27</sup> / <sub>32</sub> "	4 <sup>15</sup> / <sub>16</sub> "	12 <sup>25</sup> / <sub>32</sub> "	4
41 <sup>3</sup> / <sub>4</sub> "H x 15"D x 36"W	14 <sup>1</sup> / <sub>8</sub> "	33 <sup>25</sup> / <sub>32</sub> "	12 <sup>27</sup> / <sub>32</sub> "	4 <sup>9</sup> / <sub>32</sub> "	N.A.	1
47 <sup>15</sup> / <sub>16</sub> "H x 15"D x 36"W	14 <sup>1</sup> / <sub>8</sub> "	33 <sup>25</sup> / <sub>32</sub> "	12 <sup>27</sup> / <sub>32</sub> "	10 <sup>15</sup> / <sub>32</sub> "	N.A.	1
54 <sup>1</sup> / <sub>8</sub> "H x 15"D x 36"W	14 <sup>1</sup> / <sub>8</sub> "	33 <sup>25</sup> / <sub>32</sub> "	12 <sup>27</sup> / <sub>32</sub> "	16 <sup>21</sup> / <sub>32</sub> "	N.A.	1
66 <sup>1</sup> / <sub>2</sub> "H x 15"D x 36"W	14 <sup>1</sup> / <sub>8</sub> "	33 <sup>25</sup> / <sub>32</sub> "	12 <sup>27</sup> / <sub>32</sub> "	15 <sup>5</sup> / <sub>32</sub> "	12 <sup>25</sup> / <sub>32</sub> "	2
72"H x 15"D x 36"W	14 <sup>1</sup> / <sub>8</sub> "	33 <sup>25</sup> / <sub>32</sub> "	12 <sup>27</sup> / <sub>32</sub> "	6 <sup>13</sup> / <sub>16</sub> "	12 <sup>25</sup> / <sub>32</sub> "	3
78"H x 15"D x 36"W	14 <sup>1</sup> / <sub>8</sub> "	33 <sup>25</sup> / <sub>32</sub> "	12 <sup>27</sup> / <sub>32</sub> "	12 <sup>13</sup> / <sub>16</sub> "	12 <sup>25</sup> / <sub>32</sub> "	3
84"H x 15"D x 36"W	14 <sup>1</sup> / <sub>8</sub> "	33 <sup>25</sup> / <sub>32</sub> "	12 <sup>27</sup> / <sub>32</sub> "	4 <sup>15</sup> / <sub>16</sub> "	12 <sup>25</sup> / <sub>32</sub> "	4
41 <sup>3</sup> / <sub>4</sub> "H x 24"D x 36"W	23 <sup>1</sup> / <sub>8</sub> "	33 <sup>25</sup> / <sub>32</sub> "	12 <sup>27</sup> / <sub>32</sub> "	4 <sup>9</sup> / <sub>32</sub> "	N.A.	1
47 <sup>15</sup> / <sub>16</sub> "H x 24"D x 36"W	23 <sup>1</sup> / <sub>8</sub> "	33 <sup>25</sup> / <sub>32</sub> "	12 <sup>27</sup> / <sub>32</sub> "	10 <sup>15</sup> / <sub>32</sub> "	N.A.	1
54 <sup>1</sup> / <sub>8</sub> "H x 24"D x 36"W	23 <sup>1</sup> / <sub>8</sub> "	33 <sup>25</sup> / <sub>32</sub> "	12 <sup>27</sup> / <sub>32</sub> "	16 <sup>21</sup> / <sub>32</sub> "	N.A.	1
66 <sup>1</sup> / <sub>2</sub> "H x 24"D x 36"W	23 <sup>1</sup> / <sub>8</sub> "	33 <sup>25</sup> / <sub>32</sub> "	12 <sup>27</sup> / <sub>32</sub> "	15 <sup>5</sup> / <sub>32</sub> "	12 <sup>25</sup> / <sub>32</sub> "	2
72"H x 24"D x 36"W	23 <sup>1</sup> / <sub>8</sub> "	33 <sup>25</sup> / <sub>32</sub> "	12 <sup>27</sup> / <sub>32</sub> "	6 <sup>13</sup> / <sub>16</sub> "	12 <sup>25</sup> / <sub>32</sub> "	3
78"H x 24"D x 36"W	23 <sup>1</sup> / <sub>8</sub> "	33 <sup>25</sup> / <sub>32</sub> "	12 <sup>27</sup> / <sub>32</sub> "	12 <sup>13</sup> / <sub>16</sub> "	12 <sup>25</sup> / <sub>32</sub> "	3
84"H x 24"D x 36"W	23 <sup>1</sup> / <sub>8</sub> "	33 <sup>25</sup> / <sub>32</sub> "	12 <sup>27</sup> / <sub>32</sub> "	4 <sup>15</sup> / <sub>16</sub> "	12 <sup>25</sup> / <sub>32</sub> "	4

Tip: Stacking bookcase shelves can be adjusted in 32 mm increments for maximum flexibility.

## Stacking Bookcases

Stacking Bookcases on top of Two-High Currency Storage

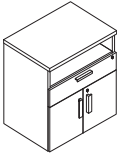


Size/Type	Inside Dimensions			Top Shelf Space	Bottom Shelf Space	2nd from Bottom Space	Row of Binders Accommodated
	D	W					
Application—Height X Depth X Width							
41¾"H x 15"D x 24"W	14⅛"	21 <sup>25</sup> / <sub>32</sub> "	N.A.	N.A.	N.A.	0	
47 <sup>15</sup> / <sub>16</sub> "H x 15"D x 24"W	14⅛"	21 <sup>25</sup> / <sub>32</sub> "	N.A.	N.A.	N.A.	0	
54⅛"H x 15"D x 24"W	14⅛"	21 <sup>25</sup> / <sub>32</sub> "	12 <sup>27</sup> / <sub>32</sub> "	10 <sup>21</sup> / <sub>32</sub> "	N.A.	1	
66½"H x 15"D x 24"W	14⅛"	21 <sup>25</sup> / <sub>32</sub> "	12 <sup>27</sup> / <sub>32</sub> "	9¾"	12 <sup>25</sup> / <sub>32</sub> "	2	
72"H x 15"D x 24"W	14⅛"	21 <sup>25</sup> / <sub>32</sub> "	12 <sup>27</sup> / <sub>32</sub> "	14⅞"	12 <sup>25</sup> / <sub>32</sub> "	2	
78"H x 15"D x 24"W	14⅛"	21 <sup>25</sup> / <sub>32</sub> "	12 <sup>27</sup> / <sub>32</sub> "	6⅜"	12 <sup>25</sup> / <sub>32</sub> "	3	
84"H x 15"D x 24"W	14⅛"	21 <sup>25</sup> / <sub>32</sub> "	12 <sup>27</sup> / <sub>32</sub> "	12⅜"	12 <sup>25</sup> / <sub>32</sub> "	3	
41¾"H x 24"D x 24"W	23⅛"	21 <sup>25</sup> / <sub>32</sub> "	N.A.	N.A.	N.A.	0	
47 <sup>15</sup> / <sub>16</sub> "H x 24"D x 24"W	23⅛"	21 <sup>25</sup> / <sub>32</sub> "	N.A.	N.A.	N.A.	0	
54⅛"H x 24"D x 24"W	23⅛"	21 <sup>25</sup> / <sub>32</sub> "	12 <sup>27</sup> / <sub>32</sub> "	10 <sup>21</sup> / <sub>32</sub> "	N.A.	1	
66½"H x 24"D x 24"W	23⅛"	21 <sup>25</sup> / <sub>32</sub> "	12 <sup>27</sup> / <sub>32</sub> "	9¾"	12 <sup>25</sup> / <sub>32</sub> "	2	
72"H x 24"D x 24"W	23⅛"	21 <sup>25</sup> / <sub>32</sub> "	12 <sup>27</sup> / <sub>32</sub> "	14⅞"	12 <sup>25</sup> / <sub>32</sub> "	2	
78"H x 24"D x 24"W	23⅛"	21 <sup>25</sup> / <sub>32</sub> "	12 <sup>27</sup> / <sub>32</sub> "	6⅜"	12 <sup>25</sup> / <sub>32</sub> "	3	
84"H x 24"D x 24"W	23⅛"	21 <sup>25</sup> / <sub>32</sub> "	12 <sup>27</sup> / <sub>32</sub> "	12⅜"	12 <sup>25</sup> / <sub>32</sub> "	3	
41¾"H x 15"D x 30"W	14⅛"	27 <sup>25</sup> / <sub>32</sub> "	N.A.	N.A.	N.A.	0	
47 <sup>15</sup> / <sub>16</sub> "H x 15"D x 30"W	14⅛"	27 <sup>25</sup> / <sub>32</sub> "	N.A.	N.A.	N.A.	0	
54⅛"H x 15"D x 30"W	14⅛"	27 <sup>25</sup> / <sub>32</sub> "	12 <sup>27</sup> / <sub>32</sub> "	10 <sup>21</sup> / <sub>32</sub> "	N.A.	1	
66½"H x 15"D x 30"W	14⅛"	27 <sup>25</sup> / <sub>32</sub> "	12 <sup>27</sup> / <sub>32</sub> "	9¾"	12 <sup>25</sup> / <sub>32</sub> "	2	
72"H x 15"D x 30"W	14⅛"	27 <sup>25</sup> / <sub>32</sub> "	12 <sup>27</sup> / <sub>32</sub> "	14⅞"	12 <sup>25</sup> / <sub>32</sub> "	2	
78"H x 15"D x 30"W	14⅛"	27 <sup>25</sup> / <sub>32</sub> "	12 <sup>27</sup> / <sub>32</sub> "	6⅜"	12 <sup>25</sup> / <sub>32</sub> "	3	
84"H x 15"D x 30"W	14⅛"	27 <sup>25</sup> / <sub>32</sub> "	12 <sup>27</sup> / <sub>32</sub> "	12⅜"	12 <sup>25</sup> / <sub>32</sub> "	3	
41¾"H x 24"D x 30"W	23⅛"	27 <sup>25</sup> / <sub>32</sub> "	N.A.	N.A.	N.A.	0	
47 <sup>15</sup> / <sub>16</sub> "H x 24"D x 30"W	23⅛"	27 <sup>25</sup> / <sub>32</sub> "	N.A.	N.A.	N.A.	0	
54⅛"H x 24"D x 30"W	23⅛"	27 <sup>25</sup> / <sub>32</sub> "	12 <sup>27</sup> / <sub>32</sub> "	10 <sup>21</sup> / <sub>32</sub> "	N.A.	1	
66½"H x 24"D x 30"W	23⅛"	27 <sup>25</sup> / <sub>32</sub> "	12 <sup>27</sup> / <sub>32</sub> "	9¾"	12 <sup>25</sup> / <sub>32</sub> "	2	
72"H x 24"D x 30"W	23⅛"	27 <sup>25</sup> / <sub>32</sub> "	12 <sup>27</sup> / <sub>32</sub> "	14⅞"	12 <sup>25</sup> / <sub>32</sub> "	2	
78"H x 24"D x 30"W	23⅛"	27 <sup>25</sup> / <sub>32</sub> "	12 <sup>27</sup> / <sub>32</sub> "	6⅜"	12 <sup>25</sup> / <sub>32</sub> "	3	
84"H x 24"D x 30"W	23⅛"	27 <sup>25</sup> / <sub>32</sub> "	12 <sup>27</sup> / <sub>32</sub> "	12⅜"	12 <sup>25</sup> / <sub>32</sub> "	3	
41¾"H x 15"D x 36"W	14⅛"	33 <sup>25</sup> / <sub>32</sub> "	N.A.	N.A.	N.A.	0	
47 <sup>15</sup> / <sub>16</sub> "H x 15"D x 36"W	14⅛"	33 <sup>25</sup> / <sub>32</sub> "	N.A.	N.A.	N.A.	0	
54⅛"H x 15"D x 36"W	14⅛"	33 <sup>25</sup> / <sub>32</sub> "	12 <sup>27</sup> / <sub>32</sub> "	10 <sup>21</sup> / <sub>32</sub> "	N.A.	1	
66½"H x 15"D x 36"W	14⅛"	33 <sup>25</sup> / <sub>32</sub> "	12 <sup>27</sup> / <sub>32</sub> "	9¾"	12 <sup>25</sup> / <sub>32</sub> "	2	
72"H x 15"D x 36"W	14⅛"	33 <sup>25</sup> / <sub>32</sub> "	12 <sup>27</sup> / <sub>32</sub> "	14⅞"	12 <sup>25</sup> / <sub>32</sub> "	2	
78"H x 15"D x 36"W	14⅛"	33 <sup>25</sup> / <sub>32</sub> "	12 <sup>27</sup> / <sub>32</sub> "	6⅜"	12 <sup>25</sup> / <sub>32</sub> "	3	
84"H x 15"D x 36"W	14⅛"	33 <sup>25</sup> / <sub>32</sub> "	12 <sup>27</sup> / <sub>32</sub> "	12⅜"	12 <sup>25</sup> / <sub>32</sub> "	3	
41¾"H x 24"D x 36"W	23⅛"	33 <sup>25</sup> / <sub>32</sub> "	N.A.	N.A.	N.A.	0	
47 <sup>15</sup> / <sub>16</sub> "H x 24"D x 36"W	23⅛"	33 <sup>25</sup> / <sub>32</sub> "	N.A.	N.A.	N.A.	0	
54⅛"H x 24"D x 36"W	23⅛"	33 <sup>25</sup> / <sub>32</sub> "	12 <sup>27</sup> / <sub>32</sub> "	10 <sup>21</sup> / <sub>32</sub> "	N.A.	1	
66½"H x 24"D x 36"W	23⅛"	33 <sup>25</sup> / <sub>32</sub> "	12 <sup>27</sup> / <sub>32</sub> "	9¾"	12 <sup>25</sup> / <sub>32</sub> "	2	
72"H x 24"D x 36"W	23⅛"	33 <sup>25</sup> / <sub>32</sub> "	12 <sup>27</sup> / <sub>32</sub> "	14⅞"	12 <sup>25</sup> / <sub>32</sub> "	2	
78"H x 24"D x 36"W	23⅛"	33 <sup>25</sup> / <sub>32</sub> "	12 <sup>27</sup> / <sub>32</sub> "	6⅜"	12 <sup>25</sup> / <sub>32</sub> "	3	
84"H x 24"D x 36"W	23⅛"	33 <sup>25</sup> / <sub>32</sub> "	12 <sup>27</sup> / <sub>32</sub> "	12⅜"	12 <sup>25</sup> / <sub>32</sub> "	3	

Tip: Stacking bookcase shelves can be adjusted in 32 mm increments for maximum flexibility.



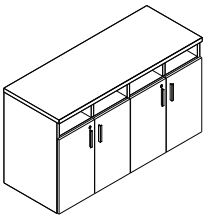
## Service Cart



Size/Type	Inside Dimensions		Top Opening	Box Drawer	Cabinet
	D	W	H	H	H
22"D x 30"W	18 <sup>7</sup> / <sub>8</sub> "	28 <sup>1</sup> / <sub>4</sub> "	7"	5"	15 <sup>7</sup> / <sub>8</sub> " *
22"D x 36"W	18 <sup>7</sup> / <sub>8</sub> "	34 <sup>1</sup> / <sub>4</sub> "	7"	5"	15 <sup>7</sup> / <sub>8</sub> " *
* Excluding shelf					

## Buffet Credenzas

Cabinet Portion



Size/Type	Inside Dimensions— Dual Door section			Inside Dimensions— Single Door section		
	D	W	H	D	W	H
<b>Application</b>						
3-Door and Box Drawer— 46.937"W	22 <sup>1</sup> / <sub>16</sub> "	29 <sup>13</sup> / <sub>32</sub> "	24 <sup>1</sup> / <sub>32</sub> "	22 <sup>1</sup> / <sub>16</sub> "	14 <sup>3</sup> / <sub>16</sub> "	24 <sup>1</sup> / <sub>32</sub> "
4-Door and Box Drawer— 62.2024"W	22 <sup>1</sup> / <sub>16</sub> "	29 <sup>13</sup> / <sub>32</sub> "	24 <sup>1</sup> / <sub>32</sub> "	N.A.	N.A.	N.A.
5-Door and Box Drawer— 77.4677"W	22 <sup>1</sup> / <sub>16</sub> "	29 <sup>13</sup> / <sub>32</sub> "	24 <sup>1</sup> / <sub>32</sub> "	22 <sup>1</sup> / <sub>16</sub> "	14 <sup>3</sup> / <sub>16</sub> "	24 <sup>1</sup> / <sub>32</sub> "
3-Door and Open—36"W	22 <sup>1</sup> / <sub>16</sub> "	22 <sup>5</sup> / <sub>16</sub> "	24 <sup>1</sup> / <sub>32</sub> "	22 <sup>1</sup> / <sub>16</sub> "	10 <sup>3</sup> / <sub>8</sub> "	24 <sup>1</sup> / <sub>32</sub> "
3-Door and Open—45"W	22 <sup>1</sup> / <sub>16</sub> "	28 <sup>5</sup> / <sub>16</sub> "	24 <sup>1</sup> / <sub>32</sub> "	22 <sup>1</sup> / <sub>16</sub> "	13 <sup>3</sup> / <sub>8</sub> "	24 <sup>1</sup> / <sub>32</sub> "
3-Door and Open—54"W	22 <sup>1</sup> / <sub>16</sub> "	34 <sup>5</sup> / <sub>16</sub> "	24 <sup>1</sup> / <sub>32</sub> "	22 <sup>1</sup> / <sub>16</sub> "	16 <sup>3</sup> / <sub>8</sub> "	24 <sup>1</sup> / <sub>32</sub> "
4-Door and Open—48"W	22 <sup>1</sup> / <sub>16</sub> "	22 <sup>1</sup> / <sub>32</sub> "	24 <sup>1</sup> / <sub>32</sub> "	N.A.	N.A.	N.A.
4-Door and Open—60"W	22 <sup>1</sup> / <sub>16</sub> "	28 <sup>1</sup> / <sub>32</sub> "	24 <sup>1</sup> / <sub>32</sub> "	N.A.	N.A.	N.A.
4-Door and Open—72"W	22 <sup>1</sup> / <sub>16</sub> "	34 <sup>1</sup> / <sub>32</sub> "	24 <sup>1</sup> / <sub>32</sub> "	N.A.	N.A.	N.A.
5-Door and Open—60"W	22 <sup>1</sup> / <sub>16</sub> "	22 <sup>1</sup> / <sub>32</sub> "	24 <sup>1</sup> / <sub>32</sub> "	22 <sup>1</sup> / <sub>16</sub> "	10 <sup>29</sup> / <sub>32</sub> "	24 <sup>1</sup> / <sub>32</sub> "
5-Door and Open—75"W	22 <sup>1</sup> / <sub>16</sub> "	28 <sup>1</sup> / <sub>32</sub> "	24 <sup>1</sup> / <sub>32</sub> "	22 <sup>1</sup> / <sub>16</sub> "	13 <sup>29</sup> / <sub>32</sub> "	24 <sup>1</sup> / <sub>32</sub> "

*Tip: Interior dimension of "open" above cabinet in an open/cabinet buffet credenza is 5.6" tall and same width as single door section, above.*

# Blending Currency with Elective Elements

**Currency** can be blended with Elective Elements to create beautiful, cost effective applications.

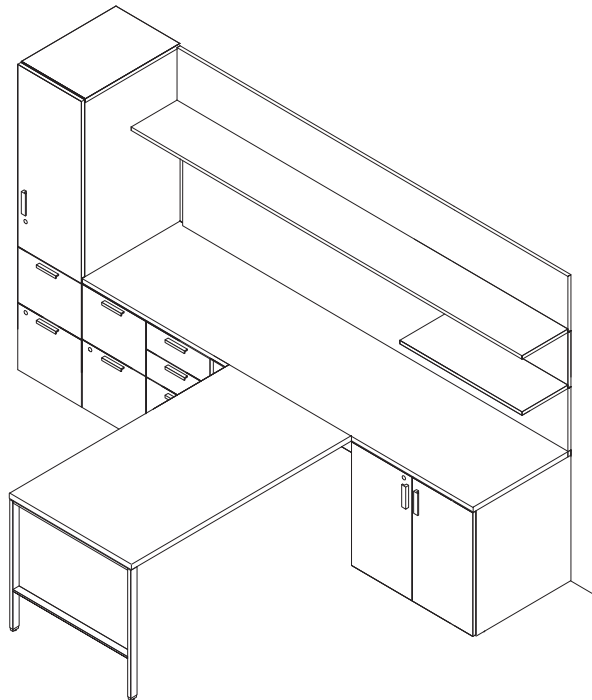
**Use Elective Elements components in a Currency application** to dial up the overall aesthetic. Components suggested to use include:

- Veneer worksurfaces
- Gate leg
- Floating shelves and back panels
- Glass front overheads and towers
- Hanging modesty panels
- ▶ See *Elective Elements Specification Guide*

**Use Currency components in an Elective Elements application** to value engineer. Components suggested to use include:

- HPL worksurfaces
- Under worksurface storage
- Towers
- Overheads

**Graphic** is shown with nile pulls, as nile pulls are available on both Currency and Elective Elements.

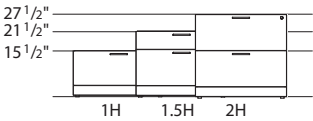


## Currency and Elective Elements Blended Private Office

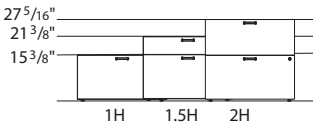
Quantity	Style Number	Description	Product Type
1	<b>CRCT</b>	30"D x 54"W, 1 1/8" thick	Parametric Common Top
1	<b>CRCT</b>	24"D x 91 1/2"W, 1 1/8" thick	Parametric Common Top
1	<b>CRLS2HD</b>	24"D x 30"W, double door, no top	Lower Storage Two-High
1	<b>CRPD2HBBF</b>	24"D, box/box/file	Fixed Pedestal Two-High
1	<b>CRPD2HFF</b>	24"D, file/file	Fixed Pedestal Two-High
1	<b>CRTWFFL</b>	24"D, 66 1/5"H, file/file, hinged left	Tower Single Door
1	<b>E6FSH</b>	12"H x 12"D x 30"W, 3/4" thick, 2 brackets	Floating Shelf with Shelf Back Panel
1	<b>E6FSH</b>	12"H x 12"D x 96"W, 3/4" thick, 5 brackets	Floating Shelf with Shelf Back Panel
1	<b>E6GBP</b>	30"H x 60"W	Magnetic Back Painted Glass
1	<b>E6LBPSH</b>	15"H x 30"W x 3/4" thick, 2 brackets	Floating Back Panel
1	<b>EEAWST</b>	66"H x 25 1/2"W	Parametric Tackboard
1	<b>E6GL30127</b>	Gate leg, 30"D x 27 5/8"H	Gate Leg
1	<b>TSATPL14</b>	In-Line Support Plate	In-Line Support Plate

It is not recommended to blend Currency  
underworksurface storage with Elective Elements  
underworksurface storage. As heights vary slightly,  
along with headsets and pull placement variations.

Elective Elements



Currency





# Understanding Currency



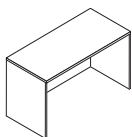
<b>Statement of Line</b>	<b>42</b>
--------------------------	-----------

## Product Details

Desks, Desk Shells, Returns, Return Shells, and Bridges	<b>56</b>
Bow Front Desk and Desk Shells	<b>58</b>
Extended Curved Corner and Curved Corner Desk Shells	<b>60</b>
Desks and Returns: Back Panel and End Panel Configurations	<b>62</b>
Desks and Desk Shells with 6" Overhang	<b>64</b>
D-Shape and P-Shape Worksurfaces	<b>66</b>
Parametric Common Tops/Worksurfaces	<b>68</b>
Tables	<b>70</b>
Pedestals	<b>72</b>
Two-High Pedestals	<b>76</b>
One-High, 1.5-High, and Two-High Lower Storage and Lateral Files	<b>78</b>
Three-High and Four-High Lateral Files	<b>82</b>
One-High and 1.5-High Open Storage for Ology, Migration SE, and Slim Leg HAD Applications	<b>84</b>
Storage Filler Panels	<b>87</b>
Credenzas	<b>88</b>
Credenzas: Back Panel and End Panel Configurations	<b>92</b>
Buffet Credenzas	<b>94</b>
Bookcases	<b>96</b>
Towers and Cabinets	<b>98</b>
Combination Cabinets	<b>102</b>
Overheads and Organizers	<b>104</b>
Parametric Tackboards	<b>110</b>
Conference Room Furniture	<b>112</b>

# Statement of Line

Currency



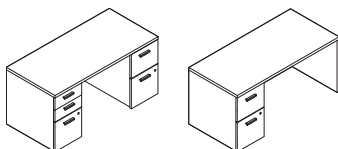
Understanding  
► Page 56  
Specifying  
► Page 116

## Desk Shells

	36"W	42"W	48"W	54"W	60"W	66"W	72"W	84"W	96"W
18 <sup>7</sup> / <sub>8</sub> "D	●	●	●	●	●	●	●		
24"D	●	●	●	●	●	●	●	●	●
30"D	●	●	●	●	●	●	●		

Tip: Parametric depth (18<sup>7</sup>/<sub>8</sub>"D–30"D) is available in 1/16" increments.

Tip: Parametric width (36"W–96"W) is available in 1/16" increments.



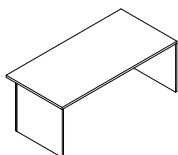
Understanding  
► Page 56  
Specifying  
► Page 116

## Desks with Pedestals

	60"W	66"W	72"W
24"D	●	●	●
30"D	●	●	●

Tip: Parametric depth (24"D–30"D) is available in 1/16" increments.

Tip: Parametric width (60"W–72"W) is available in 1/16" increments.

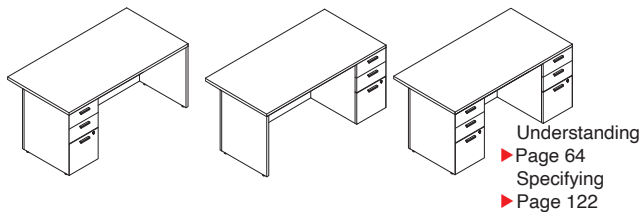


Understanding  
► Page 64  
Specifying  
► Page 122

## Desk Shell with 6" Overhang

	36"W	42"W	48"W	54"W	60"W	66"W	72"W	84"W	96"W
36"D	●	●	●	●	●	●	●	●	●

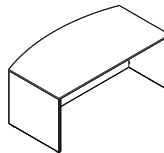
Tip: Parametric width (36"W–96"W) is available in 1/16" increments.



## Desk with 6" Overhang and Pedestals

	60"W	66"W	72"W
36"D	●	●	●

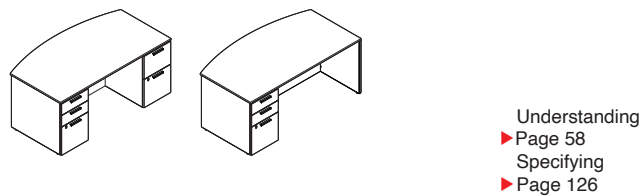
Tip: Parametric width (60"W–72"W) is available in 1/16" increments.



## Bow Front Desk Shells

	66"W	72"W	84"W	96"W
36"D	●	●	●	●
42"D	●	●	●	●

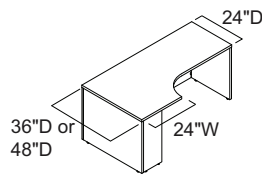
Tip: Parametric width (66"W–96"W) is available in 1/16" increments.



## Bow Front Desks with Pedestals

	66"W	72"W
36"D	●	●
42"D	●	●

Tip: Parametric width (66"W–72"W) is available in 1/16" increments.



## Extended Curved Corner Desk Shells

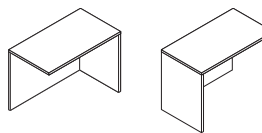
	66"W	72"W
36"D	●	●
48"D	●	●

Tip: Left-handed application shown. Right-handed application is also available.



## Curved Corner Desk Shells

	42"W
24"D	●

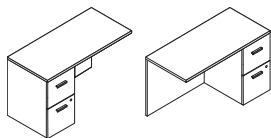


## Return Shells

	36"W	42"W	48"W
18 7/8"D	●	●	●
24"D	●	●	●

Tip: Parametric depth (18 7/8"D–24"D) is available in 1/16" increments.

Tip: Parametric width (36"W–48"W) is available in 1/16" increments.

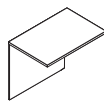


Understanding  
 ▶ Page 56  
 Specifying  
 ▶ Page 134

## Returns with Pedestal

	42"W	48"W
24"D	●	●

Tip: Parametric width (42"W–48"W) is available in 1/16" increments.

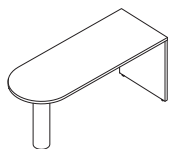


Understanding  
 ▶ Page 56  
 Specifying  
 ▶ Page 138

## Bridges

	36"W	42"W	48"W
18 <sup>7</sup> / <sub>8</sub> "D	●	●	●
24"D	●	●	●

Tip: Parametric depth (18<sup>7</sup>/<sub>8</sub>"D–24"D) is available in 1/16" increments.  
 Tip: Parametric width (36"W–48"W) is available in 1/16" increments.

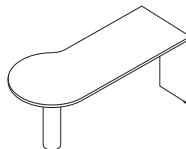


Understanding  
 ▶ Page 66  
 Specifying  
 ▶ Page 140

## D-Shape Worksurfaces

	48"W – 78"W
30"D – 36"D	●

Tip: Parametric width (48"W–78"W) is available in 1/16" increments.  
 Tip: Parametric depth (30"D–36"D) is available in 1/16" increments.

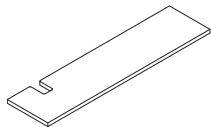


Understanding  
 ▶ Page 66  
 Specifying  
 ▶ Page 140

## P-Shape Worksurfaces

	54"W – 72"W
24"D – 36"D	●

Tip: Left-handed application shown. Right-handed application is also available.  
 Tip: Parametric width (54"W–72"W) is available in 1/16" increments.  
 Tip: Parametric depth (24"D–36"D) is available in 1/16" increments.

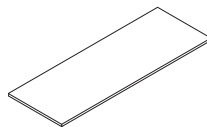


Understanding  
 ▶ Page 68  
 Specifying  
 ▶ Page 142

## Parametric Common Tops HAD Application

	30"W – 120"W
18 <sup>7</sup> / <sub>8</sub> "D – 24"D	●

Tip: Right-handed application shown. Left-handed application is also available.  
 Tip: Parametric depth (18<sup>7</sup>/<sub>8</sub>"D–24"D) is available in 1/16" increments.  
 Tip: Parametric width (30"W–120"W) is available in 1/16" increments.



Understanding  
 ▶ Page 68  
 Specifying  
 ▶ Page 144

## Parametric Common Tops/Worksurfaces

	15"W – 120"W
12"D – 36"D	●

Tip: Parametric width (15"W–120"W) is available in 1/16" increments.  
 Tip: Parametric depth (12"D–36"D) is available in 1/16" increments.





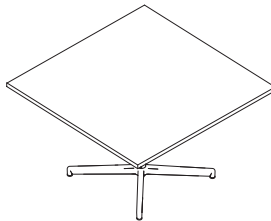
Understanding  
▶ Page 70  
Specifying  
▶ Page 148

Round Tables

36"Dia– 54"Dia

Diameter

Tip: Parametric diameter (36"Dia–54"Dia) is available in 1/16" increments.



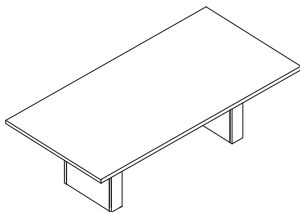
Understanding  
▶ Page 70  
Specifying  
▶ Page 148

Square Tables

36"W – 54"W

Width

Tip: Parametric width (36"W–54"W) is available in 1/16" increments.



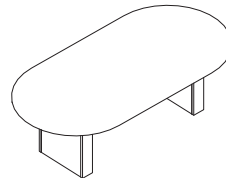
Understanding  
▶ Page 70  
Specifying  
▶ Page 150

Rectangle Tables

60"W – 168"W

24"D – 48"D

Tip: Parametric width (60"W–168"W) is available in 1/16" increments.  
Tip: Parametric depth (24"D–48"D) is available in 1/16" increments.



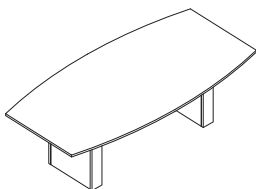
Understanding  
▶ Page 70  
Specifying  
▶ Page 154

Racetrack Tables

66"W – 168"W

36"D – 48"D

Tip: Parametric depth (36"D–48"D) is available in 1/16" increments.  
Tip: Parametric width (66"W–168"W) is available in 1/16" increments.



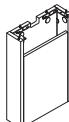
Understanding  
▶ Page 70  
Specifying  
▶ Page 158

Boat-Shaped Tables

96"W – 168"W

48"D

Tip: Parametric width (96"W–168"W) is available in 1/16" increments.



Specifying  
▶ Page 160

Legs and Table Bases— Rectangular Base

18"W

24"W

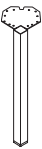
49/16"D



Specifying  
▶ Page 161

Legs and Table Bases—Steel T-Base and X-Base

	26"W	36"W
21¼"Dia	●	●



Specifying  
▶ Page 162

Legs and Table Bases—Square Leg

	2"W
16"H	●
19"H	●
28"H	●

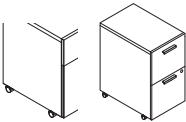


Specifying  
▶ Page 166

Modesty Panel

	24"W – 60"W
13¾"H	●

Tip: Parametric width (24"W–60"W) is available in 1/16" increments.



Understanding  
▶ Page 72  
Specifying  
▶ Page 172

Mobile Pedestals

	15¾"W
23⅔"H	●
27⅔"H	●

Tip: Available in 18⅞"D and 22"D for 1.5-High and in 22"D for Two-High.  
Tip: Heights represent mobile pedestal without cushion top. When adding a cushion top, expect an additional 1½" height.



Specifying  
▶ Page 162

Legs and Table Bases—Post Leg

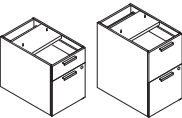
	3"W
3"D	●



Specifying  
▶ Page 163

Legs and Table Bases—Column Leg

	6"W
6"D	●

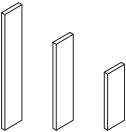


Understanding  
▶ Page 72  
Specifying  
▶ Page 168

1.5-High and Two-High Fixed Pedestals

	15¾"W
21⅔"H	●
27⅔"H	●

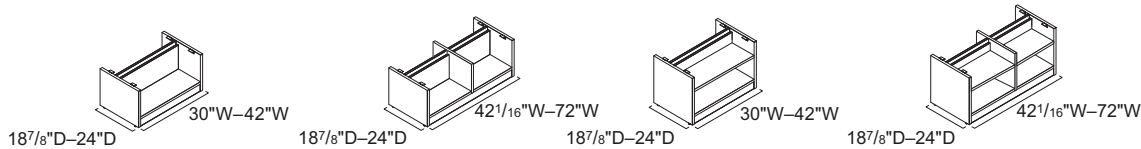
Tip: Available in 18⅞"D and 24"D for 1.5-High and in 18⅞"D, 24"D, and 30"D for Two-High.



Understanding  
▶ Page 87  
Specifying  
▶ Page 186

One-High, 1.5-High, and Two-High Storage Filler Panels

	5⅞"W
15⅔"H	●
21⅔"H	●
27⅔"H	●



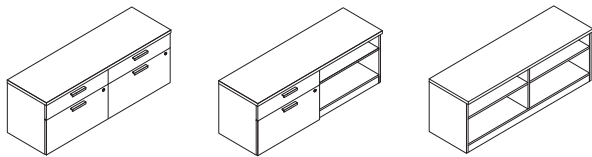
Understanding  
 ▶ Page 84  
 Specifying  
 ▶ Page 190

## One-High and 1.5-High Storage for Ology, Migration SE, and Slim Leg HAD Applications

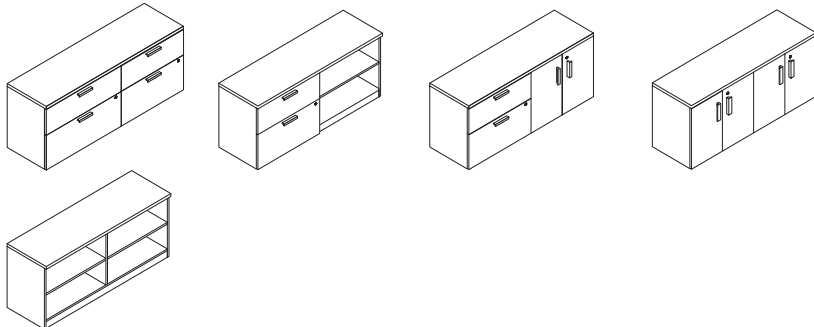
	30"W	36"W	42"W	48"W	60"W	72"W
15 <sup>3</sup> / <sub>8</sub> "H	●	●	●	●	●	●
21 <sup>3</sup> / <sub>8</sub> "H	●	●	●	●	●	●

Tip: Parametric depth (18<sup>7</sup>/<sub>8</sub>"D–24"D) is available in 1/16" increments.  
 Tip: Parametric width (30"W–72"W) is available in 1/16" increments.

### 1.5-High



### Two-High

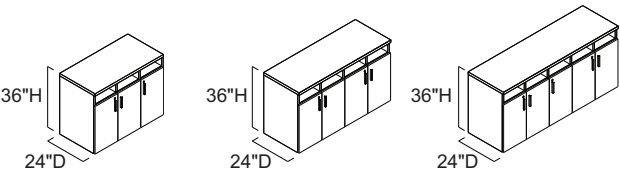


Understanding  
 ▶ Page 88  
 Specifying  
 ▶ Pages 192–196

## 1.5-High and Two-High Credenza Storage

	42"W	48"W	60"W	66"W	72"W
18 <sup>7</sup> / <sub>8</sub> "D	●	●	●	●	●
24"D	●	●	●	●	●

Tip: Parametric width (42"W–72"W) is available in 1/16" increments on open configuration units. Open side flexes in width, lateral file will remain 30"W or 36"W depending on overall unit size. Open/Open configurations are split evenly with a center panel.  
 Tip: Parametric width (60"W–72"W) is available in 1/16" increments on cabinet configuration units. Cabinet side flexes in width, lateral file will remain 30"W or 36"W depending on overall unit size. Cabinet/Cabinet configurations are split evenly with a center panel.  
 Tip: Parametric depth (18<sup>7</sup>/<sub>8</sub>"D–24"D) is available in 1/16" increments.

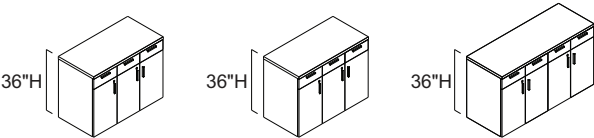


Understanding  
▶ Page 94  
Specifying  
▶ Page 202

Buffet Credenzas—Open

	36"W	45"W	48"W	60"W	75"W
3-Door	●	●			
4-Door			●	●	
5-Door				●	●

Tip: Parametric width (36"W–54"W) is available in 1⁄16" increments on 3-door units.  
Tip: Parametric width (48"W–72"W) is available in 1⁄16" increments on 4-door units.  
Tip: Parametric width (60"W–75"W) is available in 1⁄16" increments on 5-door units.

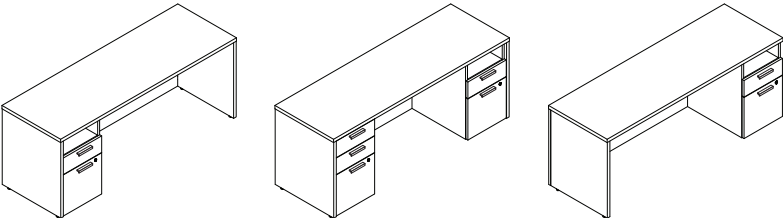


Understanding  
▶ Page 94  
Specifying  
▶ Page 202

Buffet Credenzas—Box Drawer

	46.9370"W	62.2024"W	77.4677"W
3-Door	●		
4-Door		●	
5-Door			●

Tip: Parametric width (36"W–54"W) is available in 1⁄16" increments on 3-door units.  
Tip: Parametric width (48"W–72"W) is available in 1⁄16" increments on 4-door units.  
Tip: Parametric width (60"W–75"W) is available in 1⁄16" increments on 5-door units.

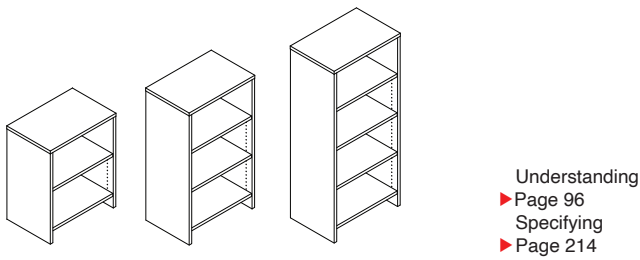
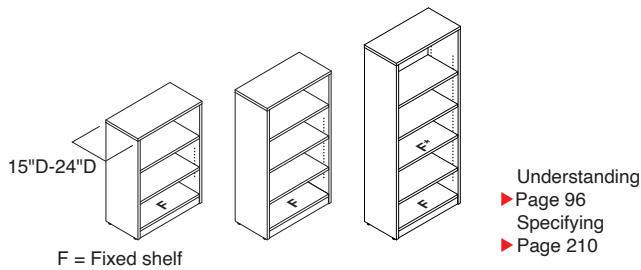


Understanding  
▶ Page 88  
Specifying  
▶ Page 206

Two-High Credenza Storage with Kneespace

	60"W	66"W	72"W
18 7⁄8"D	●	●	●
24"D	●	●	●

Tip: Parametric depth (18 7⁄8"D–24"D) is available in 1⁄16" increments.  
Tip: Parametric width (60"W–72"W) is available in 1⁄16" increments.



## Bookcases

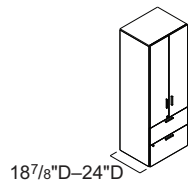
	24"W	30"W	36"W
41 <sup>3</sup> / <sub>4</sub> "H	●	●	●
47 <sup>15</sup> / <sub>16</sub> "H	●	●	●
54 <sup>1</sup> / <sub>8</sub> "H	●	●	●
66 <sup>1</sup> / <sub>2</sub> "H	●	●	●
72"H	●	●	●
78"H	●	●	●
84"H	●	●	●

Tip: Parametric height, depth, and width is specifiable in 1/16" increments.

## Stacking Bookcases

Application Height	24"W	30"W	36"W
41 <sup>3</sup> / <sub>4</sub> "H	●	●	●
47 <sup>15</sup> / <sub>16</sub> "H	●	●	●
54 <sup>1</sup> / <sub>8</sub> "H	●	●	●
66 <sup>1</sup> / <sub>2</sub> "H	●	●	●
72"H	●	●	●
78"H	●	●	●
84"H	●	●	●

Tip: Parametric height, depth, and width is specifiable in 1/16" increments.



Understanding  
 Page 102  
 Specifying  
 Page 222

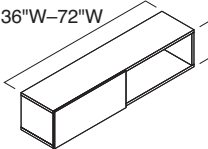
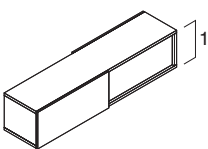
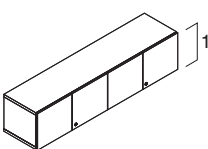
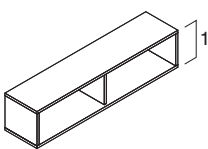
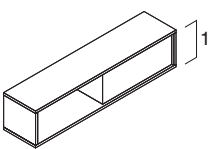
## Combination Cabinets

	47.9375"H	54.125"H	66.5"H	72"H	78"H	84"H
30"W	●	●	●	●	●	●
36"W	●	●	●	●	●	●

Tip: Parametric depth (18<sup>7</sup>/<sub>8</sub>"D–24"D) is available in 1/16" increments.

Tip: Parametric height (47<sup>15</sup>/<sub>16</sub>"H–84"H) is available in 1/16" increments.

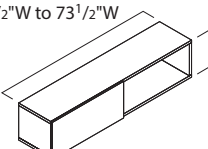
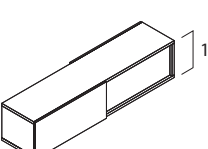
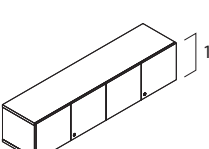
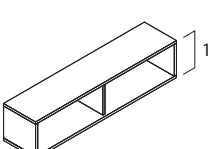
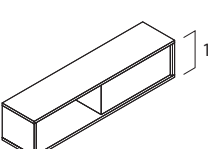
## Statement of Line, Currency, continued

36"W–72"W	15"H	15"H	15"H	15"H	15"H
					
Overhead with sliding door	Overhead with sliding door, shared	Overhead with hinged doors	Overhead with open front	Overhead with open front, shared	Understanding ▶ Page 104 Specifying ▶ Page 224

### Overheads with Hinged Doors, Sliding Doors, and No Doors

	36"W	42"W	48"W	54"W	60"W	66"W	72"W
15"D without doors	•	•	•	•	•	•	•
16"D with doors	•	•	•	•	•	•	•

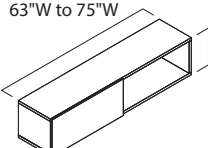
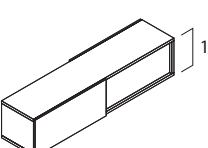
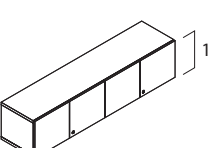
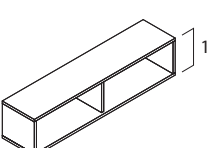
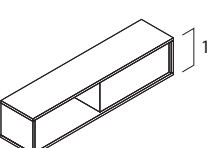
Tip: Parametric width (36"W–72"W) is available in 1/16" increments.

61½"W to 73½"W	15"H	15"H	15"H	15"H	15"H
					
Overhead with sliding door	Overhead with sliding door, shared	Overhead with hinged doors	Overhead with open front	Overhead with open front, shared	Understanding ▶ Page 104 Specifying ▶ Page 224

### Overheads with Hinged Doors, Sliding Doors, and No Doors for Answer Beam, Dual-Sided Application—Personal or Shared

	61½"W	67½"W	73½"W
15"D without doors	•	•	•
16"D with doors	•	•	•

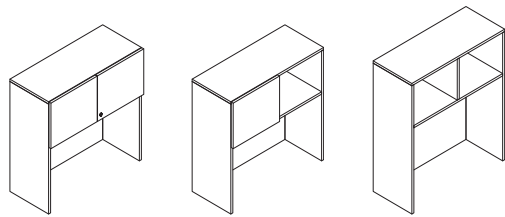
Tip: Parametric width (36"W–72"W) is available in 1/16" increments.

63"W to 75"W	15"H	15"H	15"H	15"H	15"H
					
Overhead with sliding door	Overhead with sliding door, shared	Overhead with hinged doors	Overhead with open front	Overhead with open front, shared	Understanding ▶ Page 104 Specifying ▶ Page 224

### Overheads with Sliding Doors, Hinged Doors, or Open Fronts for Answer Beam, Single-Sided Application—Personal or Shared

	63"W	69"W	75"W
15"D without doors	•	•	•
16"D with doors	•	•	•

Tip: Parametric width (36"W–72"W) is available in 1/16" increments.

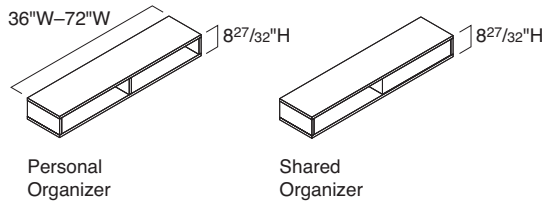


Understanding  
 ▶ Page 104  
 Specifying  
 ▶ Page 230

## Stacking Overheads with Hinged Doors, Sliding Doors, or No Doors

	36"W	42"W	48"W	54"W	60"W	66"W	72"W
15"D without doors	●	●	●	●	●	●	●
16"D with doors	●	●	●	●	●	●	●

Tip: Parametric width (36"W–72"W) is available in 1/16" increments.

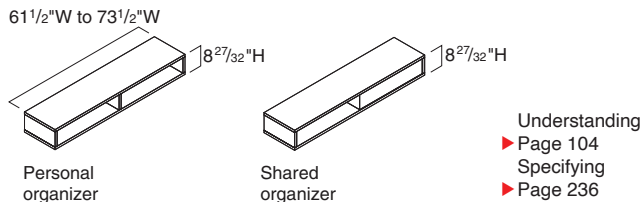


Understanding  
 ▶ Page 104  
 Specifying  
 ▶ Page 236

## Organizers

	36"W	42"W	48"W	54"W	60"W	66"W	72"W
15"D Personal	●	●	●	●	●	●	●
15"D Shared	●	●	●	●	●	●	●

Tip: Parametric width (36"W–72"W) is available in 1/16" increments.

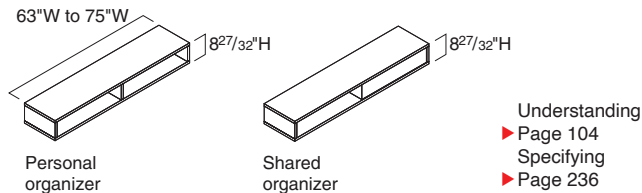


Understanding  
 ▶ Page 104  
 Specifying  
 ▶ Page 236

## Organizers for Answer Beam, Dual-Sided Application—Personal or Shared

	61 1/2"W	67 1/2"W	73 1/2"W
15"D	●	●	●

Tip: Parametric width (61 1/2"W–73 1/2"W) is available in 1/16" increments.

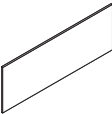


Understanding  
 ▶ Page 104  
 Specifying  
 ▶ Page 236

## Organizers for Answer Beam, Single-Sided Application—Personal or Shared

	63"W	69"W	75"W
15"D	●	●	●

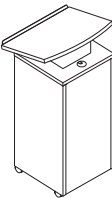
Tip: Parametric width (63"W–75"W) is available in 1/16" increments.



Understanding  
▶ Page 110  
Specifying  
▶ Page 240

Tackboards

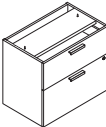
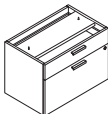
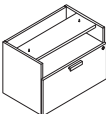
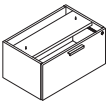
	24"W–114"W
9½"H–47½"H	●
Tip: Parametric height (9½"H–47½"H) is available in ¼" increments. Tip: Parametric width (24"W–114"W) is available in ¼" increments.	



Understanding  
▶ Page 112  
Specifying  
▶ Page 244

Conference Room Furniture—Lectern

	24"W
187⁄8"D	●

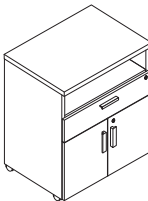
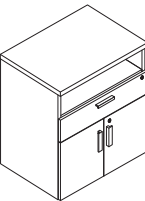


Understanding  
▶ Page 78  
Specifying  
▶ Page 176

One-High, 1.5-High, and Two-High Lateral Files

		30"W	36"W
One-High	15³⁄₈"H	●	●
1.5-High	21³⁄₈"H	●	●
Two-High	27⁵⁄₁₆"H	●	●

Tip: Parametric depth (18⁷⁄₈"D–30"D) is available in ¼" increments.



Understanding  
▶ Page 112  
Specifying  
▶ Page 242

Conference Room Furniture—Service Cart

	30"W	36"W
22"D	●	●
Tip: Heights for service cart vary with and without casters. Height with casters is 35¼"H and height without casters is 34⁵⁄₈"H.		



Specifying  
▶ Page 115

Hinged Door Power Unit

	8⁵⁄₁₆"W
5⁵⁄₁₆"D	●
Tip: Hinged door power unit is 2" in height.	

Three-High

Four-High



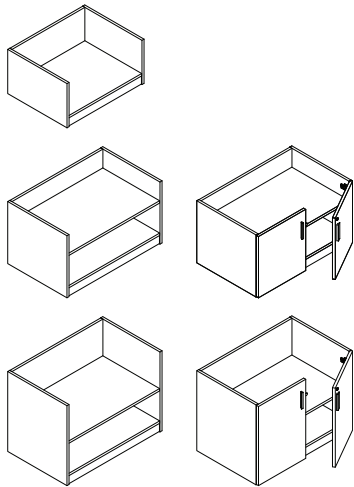
Understanding  
▶ Page 82  
Specifying  
▶ Page 180

Three-High and Four-High Lateral Files

		30"W	36"W
Three-High	39¹⁄₅"H	●	●
Four-High	51¹⁄₅"H	●	●

Tip: Parametric depth (18⁷⁄₈"D–30"D) is available in ¼" increments.



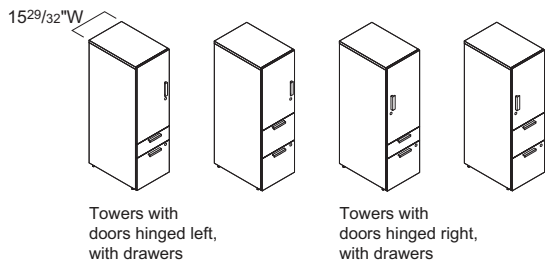


Understanding  
 ▶ Page 78  
 Specifying  
 ▶ Page 182

## One-High, 1.5-High, and Two-High Lower Storage

		30"W	36"W	42"W
<b>One-High</b>	15 <sup>3</sup> / <sub>8</sub> "H	●	●	●
<b>1.5-High</b>	21 <sup>3</sup> / <sub>8</sub> "H	●	●	●
<b>Two-High</b>	27 <sup>5</sup> / <sub>16</sub> "H	●	●	●

Tip: Parametric depth (18<sup>7</sup>/<sub>8</sub>"D–24"D) is available in 1/16" increments.  
 Tip: Parametric width (30"W–42"W) is available in 1/16" increments.  
 ▶ See Answer Beam and Answer Fence Specification Guide.

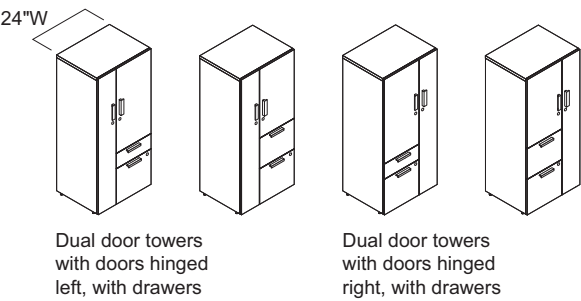


Understanding  
 ▶ Page 98  
 Specifying  
 ▶ Page 248

## Single-Door Towers

	18 <sup>7</sup> / <sub>8</sub> "D	24"D
41 <sup>3</sup> / <sub>4</sub> "H	●	●
47 <sup>15</sup> / <sub>16</sub> "H	●	●
54 <sup>1</sup> / <sub>8</sub> "H	●	●
66 <sup>1</sup> / <sub>2</sub> "H	●	●
72"H	●	●
78"H	●	●
84"H	●	●

Tip: Parametric depth (18<sup>7</sup>/<sub>8</sub>"D–24"D) is available in 1/16" increments.  
 Tip: Parametric height (41<sup>3</sup>/<sub>4</sub>"H–84"H) is available in 1/16" increments.

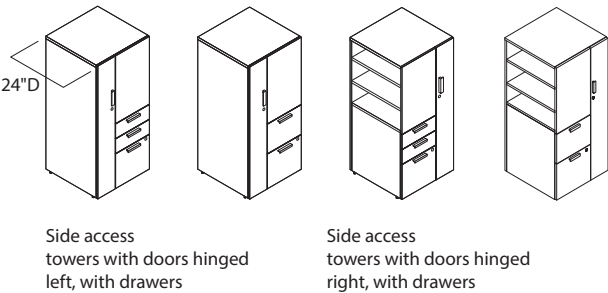


Understanding  
▶ Page 98  
Specifying  
▶ Page 254

Dual-Door Towers

	18 <sup>7</sup> / <sub>8</sub> "D	24"D
41 <sup>3</sup> / <sub>4</sub> "H	●	●
47 <sup>15</sup> / <sub>16</sub> "H	●	●
54 <sup>1</sup> / <sub>8</sub> "H	●	●
66 <sup>1</sup> / <sub>2</sub> "H	●	●
72"H	●	●
78"H	●	●
84"H	●	●

Tip: Parametric depth (18<sup>7</sup>/<sub>8</sub>"D–24"D) is available in 1/<sub>16</sub>" increments.  
Tip: Parametric height (41<sup>3</sup>/<sub>4</sub>"H–84"H) is available in 1/<sub>16</sub>" increments.

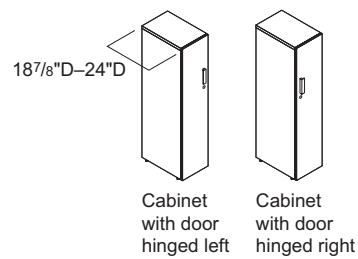


Understanding  
▶ Page 98  
Specifying  
▶ Page 260

Side Access Towers

	24"W
41 <sup>3</sup> / <sub>4</sub> "H	●
47 <sup>15</sup> / <sub>16</sub> "H	●
54 <sup>1</sup> / <sub>8</sub> "H	●
66 <sup>1</sup> / <sub>2</sub> "H	●
72"H	●
78"H	●
84"H	●

Tip: Parametric height (41<sup>3</sup>/<sub>4</sub>"H–84"H) is available in 1/<sub>16</sub>" increments.



Understanding  
▶ Page 98  
Specifying  
▶ Page 266

## Cabinets

	12"W	24"W
41 3/4"H	●	●
47 15/16"H	●	●
54 1/8"H	●	●
66 1/2"H	●	●
72"H	●	●
78"H	●	●
84"H	●	●

Tip: Parametric depth, width, and height is available in 1/16" increments.

# Desks, Desk Shells, Returns, Return Shells, and Bridges

**Desks** are freestanding and are available with and without pedestals, to create a desk shell, single pedestal desk, or double pedestal desk.

► Specifying, page 116

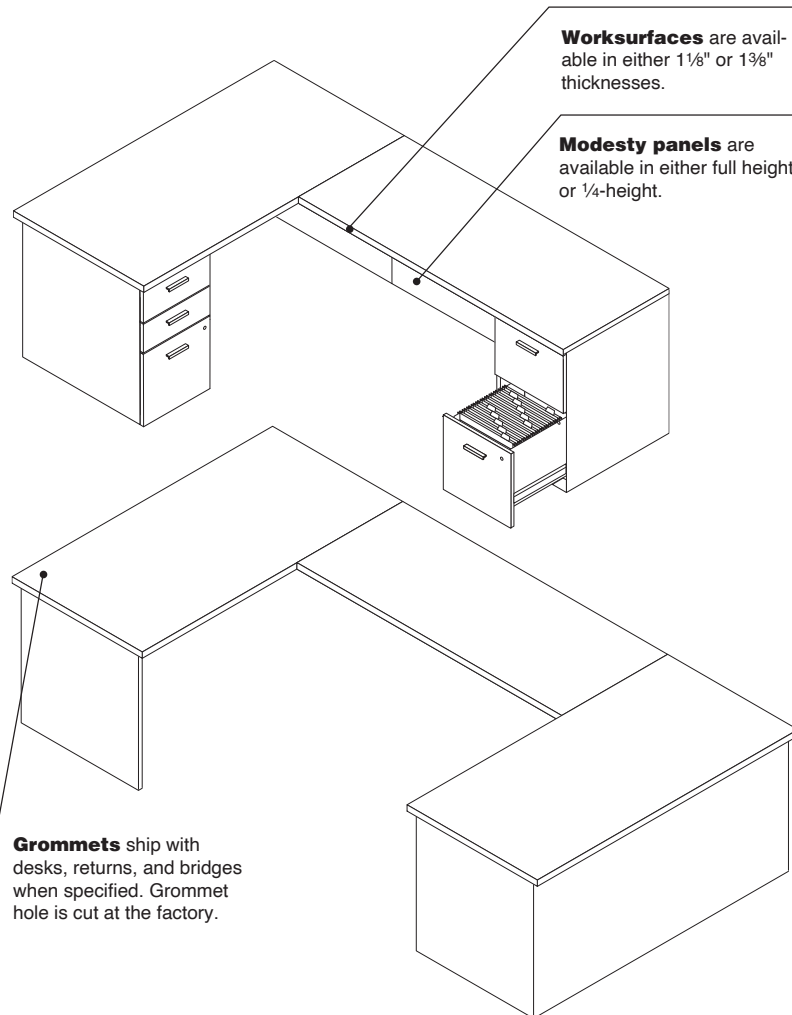
**Returns** are available with and without pedestals, to create a single pedestal return or return shell. Returns attach to desks or credenzas to form an L-shape configuration. Attachment brackets are included with returns.

► Specifying, page 134

**Bridges** must attach to a worksurface on each side to create a U-shape configuration. Attachment brackets are included with bridges.

► Specifying, page 138

**Desk and return shells** can be used with 22<sup>3</sup>/<sub>4</sub>"D and 27<sup>7</sup>/<sub>16</sub>"D freestanding pedestals or mobile pedestals for a customized storage solution.



## Product Details

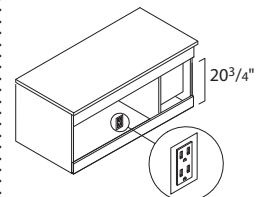


**Clear-access end panels** are available with desks to provide structural support, while maintaining clearance for under worksurface knee space. They include a cord pass through cut out, and are not to be used as a visible end panel.

**Pulls on desks and returns with pedestals** are available in a variety of shapes.

**Lock** is standard on desks and returns with pedestals. Lock is located in the bottom drawer, and locks the drawer it is located in, and the one above. Locks are specified with storage, but shipped separately. Locks are field installed.

**Leveling glides** adjust to install desks and returns on uneven floors and have a 1<sup>1</sup>/<sub>4</sub>" adjustable glide range.



**1/4-height modesty panels** are intended for use up against a wall to provide 20<sup>3</sup>/<sub>4</sub>" of clearance from the floor to the bottom of the modesty panel for all power access, or 13<sup>3</sup>/<sub>4</sub>" of clearance from the top of the bottom stretcher to the bottom of the modesty panel. Top modesty and bottom stretcher are 6<sup>1</sup>/<sub>2</sub>" tall. Bottom stretcher is included when 1/4-height modesty is specified.

## Actual Dimensions

	Desks (with pedestal)	Desk Shells	Returns (with pedestal)	Return Shells	Bridges
Depth	24"–30"	18 <sup>7</sup> / <sub>8</sub> "–30"	24"	18 <sup>7</sup> / <sub>8</sub> "–24"	18 <sup>7</sup> / <sub>8</sub> "–24"
Width	60"–72"	36"–96"*	42"–48"	36"–48"	36"–48"
Height	28 <sup>7</sup> / <sub>16</sub> "	28 <sup>7</sup> / <sub>16</sub> "	28 <sup>7</sup> / <sub>16</sub> "	28 <sup>7</sup> / <sub>16</sub> "	28 <sup>7</sup> / <sub>16</sub> "

Tip: Height shown is with a 1<sup>1</sup>/<sub>8</sub>" top specification.

\*Not all widths are available with all depths. See specification pages.

Tip: Desk shells wider than 72"W not available 18<sup>7</sup>/<sub>8</sub>"D–23<sup>15</sup>/<sub>16</sub>"D.

## Actual Dimensions

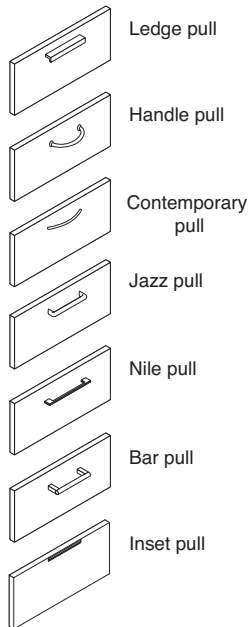
### Desk/Return/Bridge Worksurface Thickness

	Low-Pressure Laminate	High-Pressure Laminate
Worksurface/Top Thickness – 1 <sup>1</sup> / <sub>8</sub> " core	1 <sup>1</sup> / <sub>8</sub> "	1 <sup>3</sup> / <sub>16</sub> "
Worksurface/Top Thickness – 1 <sup>3</sup> / <sub>8</sub> " core	1 <sup>3</sup> / <sub>8</sub> "	1 <sup>7</sup> / <sub>16</sub> "

\*Worksurface thickness differs based on the worksurface thickness and materiality specified.

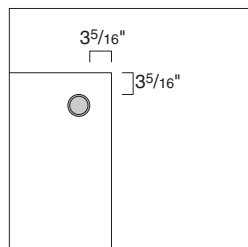
**Modesty panels** have horizontal grain direction.

**End panels** have vertical grain direction.

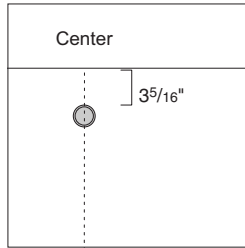


**Pulls** are available in the following styles: ledge, handle, contemporary, jazz, Nile, bar, and inset.

**Grommets** are 3" in diameter and available on desks, returns, and bridges.



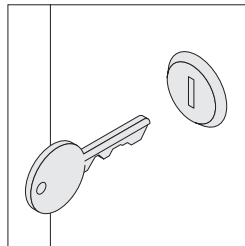
**Corner grommets** are 3<sup>5</sup>/<sub>16</sub>" from the edge of the worksurface.



**Center grommets** are 3<sup>5</sup>/<sub>16</sub>" from the visitor side.

**Pilot-hole to pilot-hole dimensions** are as follows:

- Ledge: 96 mm
- Handle: 96 mm
- Contemporary: 128 mm
- Jazz: 128 mm
- Nile: 160 mm or 320 mm (depending on storage type)
- Bar: 128 mm
- Inset: N.A.



**Locks** are standard on desks and returns with storage. Lock cylinders must be specified separately, and are field installed.

► Lock and Keying, page 350

**Counterweight packages** are required to ensure product stability and are ordered as an option, or separately through service parts.

**Field installed locks** are available with consecutive, specific, and random keying options. Field installed lock cylinders, **LOCK9201FR** or **LOCK9250FR** must be specified separately.

**Counterweights** are not needed when under worksurfaces pedestals are installed in an L-shape, U-shape, or T-shape configuration.

**Counterweights** are available as a service part package for use when furniture is reconfigured into application which require the use of counterweights.

**Back and end panel configurations** differ depending on the modesty panel and support options selected.

## Surface Materials

**Desks, returns, and bridges** can be specified with different case, headset, and top laminate finishes.

*Tip: Low-Pressure Laminate headsets cannot be specified with High-Pressure Laminate cases.*

*Tip: For more information on Low-Pressure and High-Pressure Laminate, please see Surface Materials.*

► Page 336

**Desk, return, and bridge case**

- Low-Pressure Laminate
- High-Pressure Laminate

**Headsets**

- Low-Pressure Laminate
- High-Pressure Laminate

**Top**

- Low-Pressure Laminate
- High-Pressure Laminate

**Ledge pull**

- 4799 Platinum Metallic
- 7207 Black

**Handle pull**

- 0835 Black
- 9211 Nickel

**Contemporary pull**

- 0835 Black
- 9201 Polished Chrome
- 9211 Nickel
- 9212 Silver

**Jazz pull**

- 0835 Black
- 4799 Platinum Metallic
- 9201 Polished Chrome
- 9211 Nickel
- 9212 Silver

**Nile pull**

- 0835 Black
- 4799 Platinum Metallic
- 7280 Smooth Bronze
- 9201 Polished Chrome
- 9211 Nickel

**Bar pull**

- 0835 Black
- 9201 Polished Chrome
- 9211 Nickel
- 9212 Silver

**Inset pull**

- 4799 Platinum Metallic
- 4803 Near Black Metallic
- 7241 Arctic White

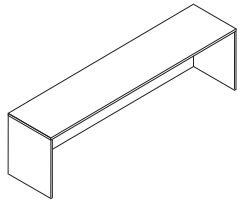
**Lock**

- 9201 Polished Chrome
- 9250 Ember Chrome

**Drawer bodies, drawer suspensions, and glides**

- Black

## Application Topics



**60"W or wider desk shells** require a reinforcing channel, due to unsupported kneespace 54" or greater.

**Desk shells wider than 72"W** receive a center support (half panel). Because of this, desk shells wider than 72" cannot receive a center grommet.

**If one clear-access end panel is specified on desk shell**, the desk shell must be attached to an adjoining worksurface(s). If two clear-access end panels are specified on desk shell, the desk shell must be used like a bridge in a U-shaped configuration. Desk shells with clear-access end panel(s) can not be freestanding.

*Tip: Desk shells wider than 72"W not available 18<sup>7</sup>/<sub>8</sub>"D–23<sup>15</sup>/<sub>16</sub>"D.*

**When specifying a reinforcing channel**, use the largest available size that fits within the open kneespace.

**Storage capacities and dimensions**

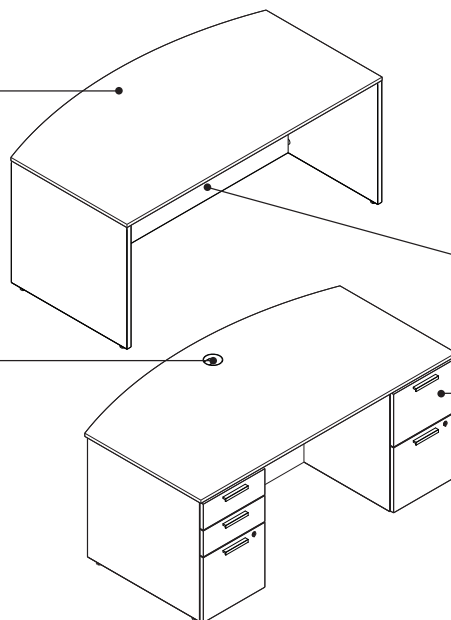
► Page 24

# Bow Front Desks and Desk Shells

**Bow front desks** are freestanding and are available with and without pedestals, to create a desk shell, single pedestal desk, or double pedestal desk.  
► Specifying, page 126

**Worksurfaces** are available in either 1<sup>1</sup>/<sub>8</sub>" or 1<sup>3</sup>/<sub>8</sub>" thicknesses.

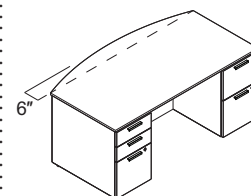
**Grommets** ship with bow front desks and desk shells when specified. Grommet hole is cut at the factory.



**Modesty panels** are available in full height.

**36"D bow front desks** receive a 23<sup>1</sup>/<sub>8</sub>"D pedestal. 42"D bow front desks receive a 29<sup>1</sup>/<sub>8</sub>"D pedestal.

## Product Details



**Bow-front desks** have a 6" overhang on the visitor side. Back panel is inset 12" from edge of bow.

**Pulls on desks with pedestals** are available in a variety of shapes.

**Lock** is standard on desks with pedestals. Lock is located in the bottom drawer, and locks the drawer it is located in, and the one above. Locks are specified with storage, but shipped separately. Locks are field installed.

**Leveling glides** adjust to install desks on uneven floors and have a 1<sup>1</sup>/<sub>4</sub>" adjustable glide range.

**Modesty panels** have horizontal grain direction.

**End panels** have vertical grain direction.

## Actual Dimensions

	Bow Front Desks (with Pedestals)	Bow Front Desk Shells
Depth (End Panel)	30", 36"	30", 36"
Depth (Bow)	36", 42"	36", 42"
Width	66"–72"	66"–96"
Height	28 <sup>7</sup> / <sub>16</sub> "	28 <sup>7</sup> / <sub>16</sub> "

Tip: Height shown is with a 1<sup>1</sup>/<sub>8</sub>" top specification.

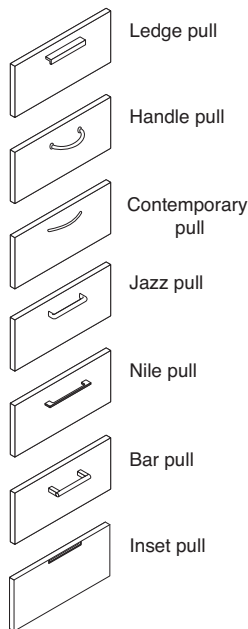
Tip: Width dimension ranges shown above are available in 1<sup>1</sup>/<sub>16</sub>" increments parametrically.

## Actual Dimensions

### Desk/Return/Bridge Worksurface Thickness

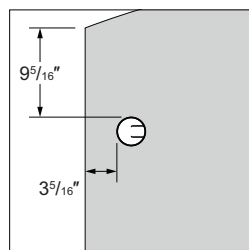
	Low-Pressure Laminate	High-Pressure Laminate
Worksurface/Top Thickness – 1 <sup>1</sup> / <sub>8</sub> " core	1 <sup>1</sup> / <sub>8</sub> "	1 <sup>3</sup> / <sub>16</sub> "
Worksurface/Top Thickness – 1 <sup>3</sup> / <sub>8</sub> " core	1 <sup>3</sup> / <sub>8</sub> "	1 <sup>7</sup> / <sub>16</sub> "

\*Worksurface thickness differs based on the worksurface thickness and materiality specified.

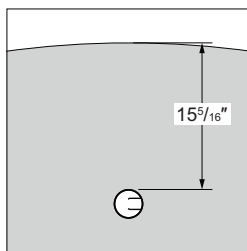


**Pulls** are available in the following styles: ledge, handle, contemporary, jazz, Nile, bar, and inset.

**Grommets** are 3" in diameter and available on desks.



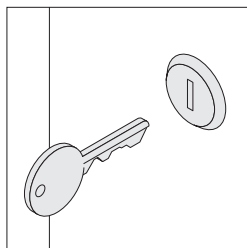
**Corner grommets** are 3 5/16" from the side-edge of the work surface and 9 5/16" from where the side-edge meets the bow.



**Center grommets** are 15 5/16" from the visitor side at the peak of curve.

**Pilot-hole to pilot-hole dimensions** are as follows:

- Ledge: 96 mm
- Handle: 96 mm
- Contemporary: 128 mm
- Jazz: 128 mm
- Nile: 160 mm or 320 mm (depending on storage type)
- Bar: 128 mm
- Inset: N.A.



**Locks** are standard on desks and returns with storage. Lock cylinders must be specified separately, and are field installed.

► Lock and Keying, page 330

**Counterweight packages** are required to ensure product stability and are ordered as an option, or separately through service parts.

**Field installed locks**

are available with consecutive, specific, and random keying options. Field installed lock cylinders, **LOCK9201FR** or **LOCK9250FR** must be specified separately.

**Counterweights** are not needed when under work surfaces pedestals are installed in an L-shape, U-shape, or T-shape configuration.

**Counterweights** are available as a service part package for use when furniture is reconfigured into application which require the use of counterweights.

### Surface Materials

**Bow front desk** can be specified with different case, headset, and top laminate finishes.

*Tip: Low-Pressure Laminate headsets cannot be specified with High-Pressure Laminate cases.*

*Tip: For more information on Low-Pressure and High-Pressure Laminate, please see Surface Materials.*

► Page 336

**Bow front desk**

- Low-Pressure Laminate
- High-Pressure Laminate

**Headsets**

- Low-Pressure Laminate
- High-Pressure Laminate

**Top**

- Low-Pressure Laminate
- High-Pressure Laminate

**Ledge pull**

- 4799 Platinum Metallic
- 7207 Black

**Handle pull**

- 0835 Black
- 9211 Nickel

**Contemporary pull**

- 0835 Black
- 9201 Polished Chrome
- 9211 Nickel
- 9212 Silver

**Jazz pull**

- 0835 Black
- 4799 Platinum Metallic
- 9201 Polished Chrome
- 9211 Nickel
- 9212 Silver

**Nile pull**

- 0835 Black
- 4799 Platinum Metallic
- 7280 Smooth Bronze
- 9201 Polished Chrome
- 9211 Nickel

**Bar pull**

- 0835 Black
- 9201 Polished Chrome
- 9211 Nickel
- 9212 Silver

**Inset pull**

- 4799 Platinum Metallic
- 4803 Near Black Metallic
- 7241 Arctic White

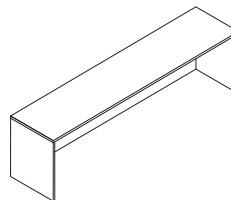
**Lock**

- 9201 Polished Chrome
- 9250 Ember Chrome

**Drawer bodies, drawer suspensions, and glides**

- Black

### Application Topics



**60"W or wider bow**

**front desk shells** require a reinforcing channel, due to unsupported kneespace 54" or greater.

**Desk shells wider than**

**72"W** receive a center support (half panel). Because of this, desk shells wider than 72" cannot receive a center grommet.

**When specifying a reinforcing channel**, use the largest available size that fits within the open kneespace.

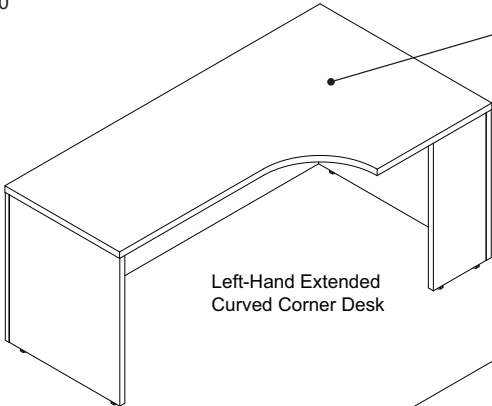
**Storage capacities and dimensions**

► Page 24

# Extended Curved Corner and Curved Corner Desk Shells

**Curved corner desk shells** have two clear-access end panels and are intended to be used with returns.  
► Specifying, page 130

**Worksurfaces** are available in either 1 1/8" or 1 3/8" thicknesses.

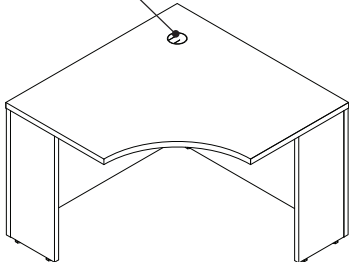


Left-Hand Extended Curved Corner Desk

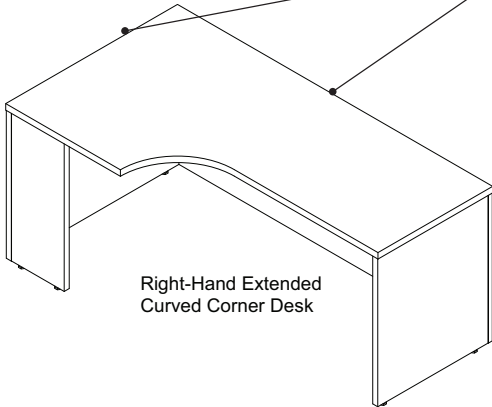
**1/4-height modesty panel** is available only on 66" or 72" side of extended curved corner desk shell. 36" and 48" side of desk will always receive a full height modesty panel.

**Modesty panels** are available in either full height or 1/4-height.

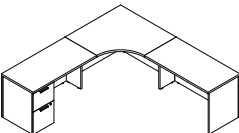
**Grommets** ship with desk shells when specified. Grommet hole is cut at the factory.



Curved Corner Desk Shell



Right-Hand Extended Curved Corner Desk



## Actual Dimensions

	Curved Corner	Left-Hand Extended Curved Corner	Right-Hand Extended Curved Corner
Depth Left	24"	24"	24"
Depth Right	24"	24"	24"
Width Left	42"	66", 72"	36", 48"
Width Right	42"	36", 48"	66", 72"
Height	28 7/16"	28 7/16"	28 7/16"


## Actual Dimensions

Desk/Return/Bridge Worksurface Thickness		
	Low-Pressure Laminate	High-Pressure Laminate
Worksurface/Top Thickness – 1 1/8" core	1 1/8"	1 3/16"
Worksurface/Top Thickness – 1 3/8" core	1 3/8"	1 7/16"

\*Worksurface thickness differs based on the worksurface thickness and materiality specified.

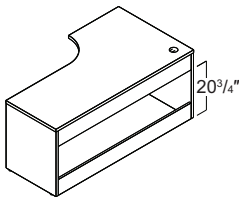


## Product Details



**Clear-access end panels** are available with desks to provide structural support, while maintaining clearance for under worksurface knee space. They include a cord pass through cut out, and are not to be used as a visible end panel.

**Leveling glides** adjust to install desks and returns on uneven floors and have a 1¼" adjustable glide range.



**¼-height modesty panels** are intended for use up against a wall to provide 20¾" of clearance from the floor to the bottom of the modesty panel for all power access, or 13¾" of clearance from the top of the bottom stretcher to the bottom of the modesty panel. Top modesty and bottom stretcher are 6½" tall. Bottom stretcher is included when ¼-height modesty is specified.

**Modesty panel on the extended-width side of extended curved corner units** has horizontal grain direction. Modesty panel on the short-width side of extended curved corner units is vertical. See Directional Laminate pages for more information.  
▶ Page 18

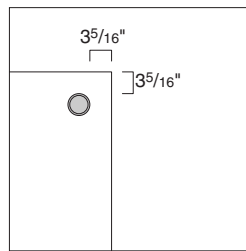
### Modesty panel on curved corner units

has horizontal grain direction on left and has vertical grain direction on right. See Directional Laminate pages for more information.

▶ Page 18

**End panels** have vertical grain direction.

**Grommets** are 3" in diameter and available on desks, returns, and bridges.



**Corner grommets** are 3⅝" from the edge of the worksurface.

## Surface Materials

**Desks** can be specified with different case and top laminate finishes.

*Tip: For more information on Low-Pressure and High-Pressure Laminate, please see Surface Materials.*

▶ Page 336

### Desk and case

- Low-Pressure Laminate
- High-Pressure Laminate

### Top

- Low-Pressure Laminate
- High-Pressure Laminate

## Application Topics

### Curved corner desk

**shells** have two clear-access end panels and are intended to be used with returns.

**Extended curved corner desk shells** have one full depth end panel and one clear-access end panel and are intended to be used with a return.

**When specifying a reinforcing channel**, use the largest available size that fits within the open kneespace.

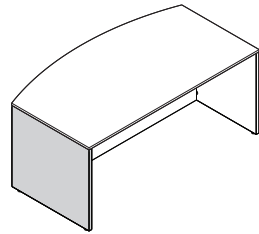
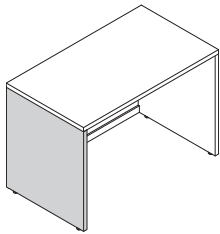
# Desks and Returns: Back Panel and End Panel Configurations

**Back and end panel configurations** vary depending on the modesty panel and storage options selected.

## Desks

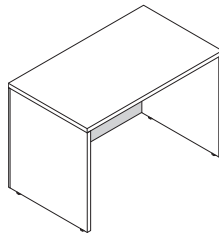
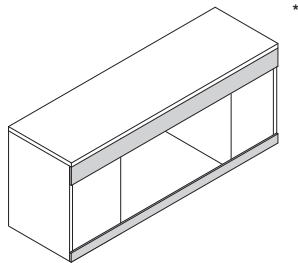
### End Panel Over Back Panel

- Desks with 1/4-height modesty panel + two end panels.
- Bow front desks



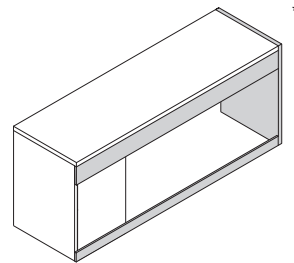
### Back Panel Over End Panel

- Desks with 1/4-height modesty panel + two pedestals
- Desks with full modesty panel



### Mix

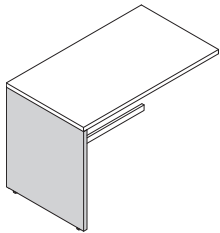
- Desks with 1/4-height modesty panel + one pedestal + end panel



## Returns

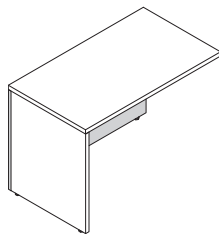
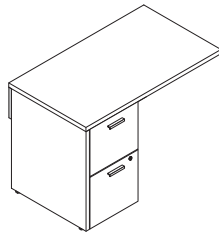
### End Panel Over Back Panel

- Returns with 1/4-height modesty panel + end panel



### Back Panel Over End Panel

- Returns with 1/4-height modesty panel + pedestal
- Returns with full modesty panel



\*Back of desk shown



# Desks and Desk Shells with 6" Overhang

**Desks** are freestanding and are available with and without pedestals, to create a desk shell, single pedestal desk, or double pedestal desk.

► Specifying, page 122

**Desk shells with 6" overhang** can be used with pedestals for use with shells.

**Worksurfaces** are available in either 1 1/8" or 1 3/8" thicknesses.

**Modesty panels** are available full height.

**Grommets** ship with desk shells when specified. Grommet hole is cut at the factory.

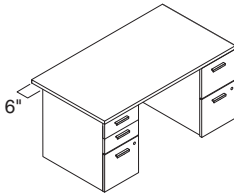
Actual Dimensions		
	Desks (with pedestal)	Desk Shells
Depth	36"	36"
Width	60"–72"	36"–96"
Height	28 7/16"	28 7/16"

Tip: Height shown is with a 1 1/8" top specification.

Actual Dimensions		
Desk Worksurface Thickness		
	Low-Pressure Laminate	High-Pressure Laminate
Worksurface/ Top Thickness – 1 1/8" core	1 1/8"	1 3/16"
Worksurface/ Top Thickness – 1 3/8" core	1 3/8"	1 7/16"

\*Worksurface thickness differs based on the worksurface thickness and materiality specified.

## Product Details



**36"D desks** have a 6" overhang on the visitor side. End panels/pedestals will be 30"D.

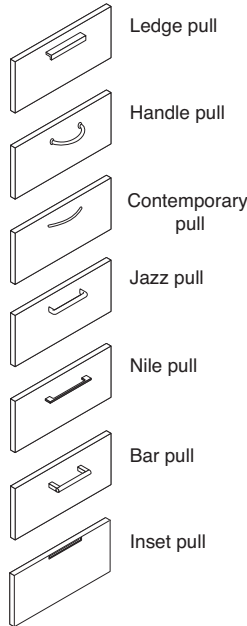
**Pulls on desks with pedestals** are available in a variety of shapes.

**Lock** is standard on desks and returns with pedestals. Lock is located in the bottom drawer, and locks the drawer it is located in, and the one above. Locks are specified with storage, but shipped separately. Locks are field installed.

**Leveling glides** adjust to install desks and returns on uneven floors and have a 1¼" adjustable glide range.

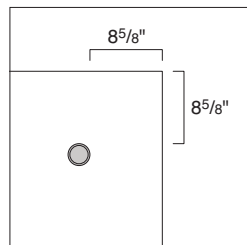
**Modesty panels** have horizontal grain direction.

**End panels** have vertical grain direction.

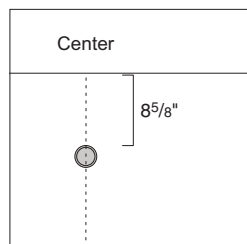


**Pulls** are available in the following styles: ledge, handle, contemporary, jazz, Nile, bar, and inset.

**Grommets** are 3" in diameter and available on desks.




**Corner grommets** are 8<sup>5</sup>/<sub>8</sub>" from the edge of the worksurface.



**Center grommets** are 8<sup>5</sup>/<sub>8</sub>" from the visitor side.

## Pilot-hole to pilot-hole dimensions are as follows:

- Ledge: 96 mm
- Handle: 96 mm
- Contemporary: 128 mm
- Jazz: 128 mm
- Nile: 160 mm or 320 mm (depending on storage type)
- Bar: 128 mm
- Inset: N.A.



**Locks** are standard on desks and returns with storage. Lock cylinders must be specified separately, and are field installed.

► Lock and Keying, page 350

**Counterweight packages** are required to ensure product stability and are ordered as an option, or separately through service parts.

**Field installed locks** are available with consecutive, specific, and random keying options. Field installed lock cylinders, **LOCK9201FR** or **LOCK9250FR** must be specified separately.

**Counterweights** are not needed when under worksurfaces pedestals are installed in an L-shape, U-shape, or T-shape configuration.

**Counterweights** are available as a service part package for use when furniture is reconfigured into application which require the use of counterweights.

## Surface Materials

**Desks** can be specified with different case, headset, and top laminate finishes.

*Tip: Low-Pressure Laminate headsets cannot be specified with High-Pressure Laminate cases.*

*Tip: For more information on Low-Pressure and High-Pressure Laminate cases, please see Surface Materials.*

► Page 336

### Desk case

- Low-Pressure Laminate
- High-Pressure Laminate

### Headsets

- Low-Pressure Laminate
- High-Pressure Laminate

### Top

- Low-Pressure Laminate
- High-Pressure Laminate

### Ledge pull

- 4799 Platinum Metallic
- 7207 Black

### Handle pull

- 0835 Black
- 9211 Nickel

### Contemporary pull

- 0835 Black
- 9201 Polished Chrome
- 9211 Nickel
- 9212 Silver

### Jazz pull

- 0835 Black
- 4799 Platinum Metallic
- 9201 Polished Chrome
- 9211 Nickel
- 9212 Silver

### Nile pull

- 0835 Black
- 4799 Platinum Metallic
- 7280 Smooth Bronze
- 9201 Polished Chrome
- 9211 Nickel

### Bar pull

- 0835 Black
- 9201 Polished Chrome
- 9211 Nickel
- 9212 Silver

## Inset pull

- 4799 Platinum Metallic
- 4803 Near Black Metallic
- 7241 Arctic White

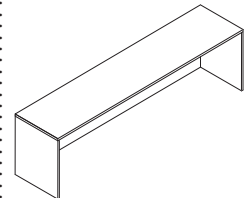
## Lock

- 9201 Polished Chrome
- 9250 Ember Chrome

## Drawer bodies, drawer suspensions, and glides

- Black

## Application Topics



**60"W or wider desk shells** require a reinforcing channel, due to unsupported kneespace 54" or greater.

**Desk shells wider than 72"W** receive a center support (half panel). Because of this, desk shells wider than 72" cannot receive a center grommet.

**72"W or wider desks with pedestals** require a reinforcing channel due to unsupported kneespace 54" or greater.

**When specifying a reinforcing channel**, use the largest available size that fits within the open kneespace.

## Storage capacities and dimensions

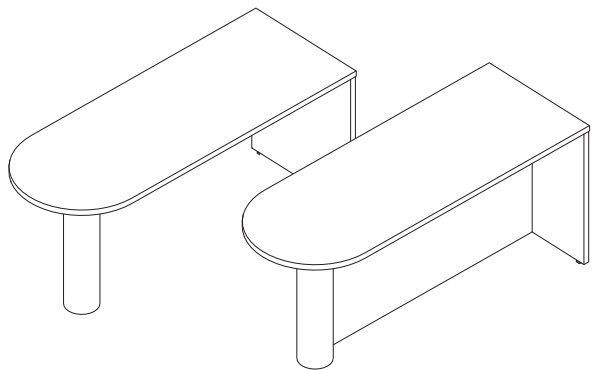
► Page 24

**Desk with overhang shells** cannot be free-standing, they must be in a L-application or U-application. Overhang desks with pedestals can be freestanding.

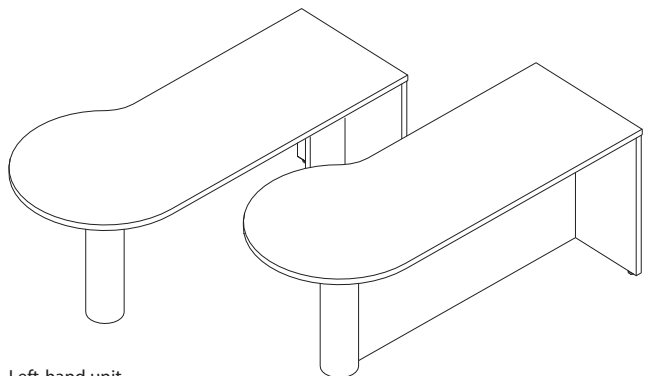
# D-Shape and P-Shape Worksurfaces

**D- and P-shape worksur-**  
**faces** offer unique support  
for meetings. These work-  
surfaces are parametric and  
can flex by 1/16" increments to  
allow flexibility in planning.  
► Specifying, page 140

D-Shape



P-Shape



Left-hand unit

## Actual Dimensions

### D-Shape and P-Shape Worksurface Parametric Ranges

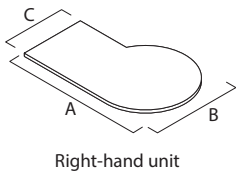
D-Shape Worksurfaces	
Depth	30"–36"
Width	48"–78"
P-Shape Worksurfaces	
Depth B Range	30"–48"
Depth C Range	24"–36"
Width A Range	54"–72"

## Actual Dimensions

### D-Shape and P-Shape Worksurface Thickness

	Low-Pressure Laminate	High-Pressure Laminate
Worksurface/ Top Thickness – 1 1/8" core	1 1/8"	1 3/16"
Worksurface/ Top Thickness – 1 3/8" core	1 3/8"	1 7/16"

\*Worksurface thickness differs based on the worksurface thickness and materiality specified.



Right-hand unit

## Product Details

**D- and P-shape work-**  
**surfaces** must be attached  
to a bridge, return, or adjoin-  
ing worksurface to form a  
flush-height, L- or U-shaped  
configuration and to provide  
stability.

**Right-hand P-shape**  
**worksurfaces** pair with  
left-hand returns. Left-hand  
P-shape worksurfaces pair  
with right-hand returns.

**D- and P-shape work-**  
**surfaces** include an end  
panel, and are available with  
and without modesty panels.

**Modesty panels** are  
available in either full or  
1/4-height. Full-height mod-  
esty panels go to the floor.  
The 1/4-height modesty pan-  
els suspend from the work-  
surface, and are 13 3/4" high.

**Column leg diameter**  
is 6".

## Surface Materials

### Case (end and modesty panel)

- Low-Pressure Laminate
  - High-Pressure Laminate
- Tip: For more information  
on Low-Pressure and High-  
Pressure Laminate, please  
see Surface Materials.*  
► Page 336

### Top

- Low-Pressure Laminate
- High-Pressure Laminate

### Column leg

- 4799 Platinum Metallic
- 7207 Black

## Wiring and Cabling

**Round grommets** are  
available and are field  
installed to allow power  
cords and cables to pass  
through the worksurface.  
Grommets are specified  
separately.

► See page 245.



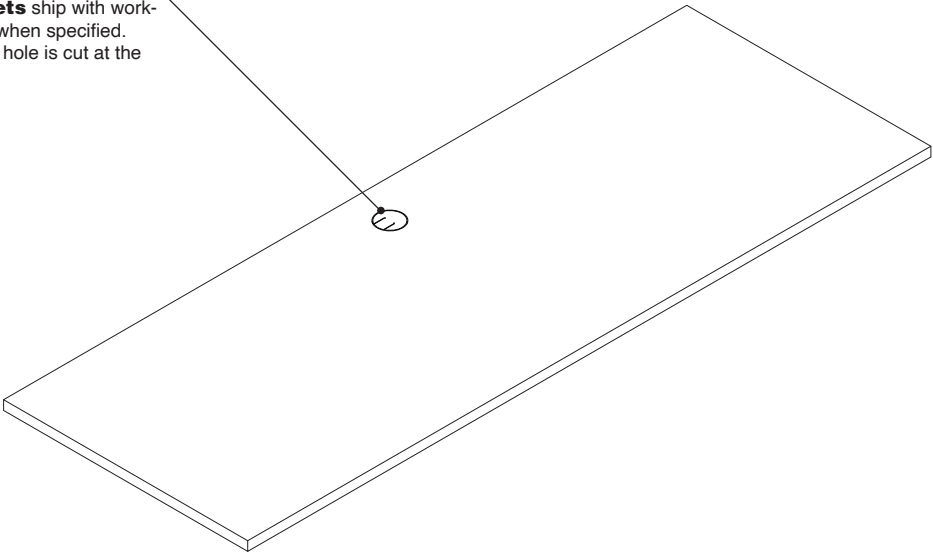
# Parametric Common Tops/Worksurfaces

**Parametric common tops/worksurfaces** are used to create storage applications with a seamless top, or as a table or desk with legs. These tops can flex by 1/16" increments to allow flexibility in planning.

► Specifying, page 144

**Worksurfaces and tops** use 1 1/8" and 1 3/8" core. The actual thickness of the work-surface will change depend-ing on materiality selected.

**Grommets** ship with work-surfaces when specified. Grommet hole is cut at the factory.



## Actual Dimensions

Common Top/Worksurface Parametric Ranges

	Low-Pressure Laminate	High-Pressure Laminate	Blending
Depth	12"–36"	12"–36"	N.A.
Width	15"–96"	15"–120"	N.A.
Worksurface/ Top Thickness – 1 1/8" core	1 1/8"	1 3/16"	1 1/8" core with HPL (1 3/16") is the same thickness as HPL Universal worksurfaces
Worksurface/ Top Thickness – 1 3/8" core	1 3/8"	1 7/16"	1 3/8" core with HPL (1 7/16") is the same thickness as HPL Elective Elements worksurfaces

## Product Details

**Common tops/worksur-faces** are available in either Low-Pressure Laminate or High-Pressure Laminate.


**Common tops/worksur-faces** have 1 1/8" thick and 1 3/8" core thickness. Please see actual dimensions table below for core thickness plus materiality thickness.

**Common tops/worksur-faces** have 3 mm plastic edge banding on the front (user's) side. Sides and back have matching 1 mm edge.

**The actual thickness between Low-Pressure Laminate (LPL) and High-Pressure Laminate (HPL) tops** are slightly different. It is recommended that only tops of the same type are specified in a given application. There may be sheen or texture differences when using Low-Pressure Laminate and High-Pressure Laminate in adjacent applications. Use caution when mixing and matching different worksur-face types.

**Worksurfaces** used as a table, up to 84"W, require four legs and appropriate reinforcing channels. Worksurfaces 84 1/16" –120"W require six legs and appropriate reinforcing channels.

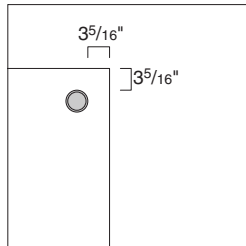
**Worksurfaces** used in a run-off application with two legs, secured to another worksurface with bracketry, can be no longer than 72"W and must use appropriate reinforcing channels.



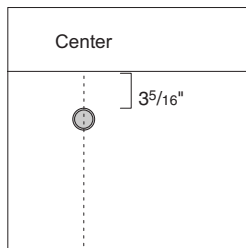
**Reinforcing channels** must be used with tops larger than 54"W for 54"W or more of unsupported kneespace. Any common top used as a table with legs equal to or larger than 30"D x 72"W requires two reinforcing channels.



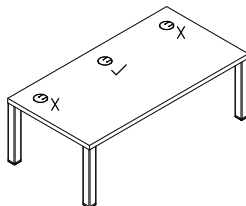
**Grommets** are 3" in diameter and are available on worksurfaces.



**Corner grommets** are 3<sup>5</sup>/<sub>16</sub>" from the edge of the worksurface.



**Center grommets** are 3<sup>5</sup>/<sub>16</sub>" from the visitor side.



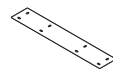
**If creating an application with four legs as supports**, do not specify left or right-hand grommets. Grommet cut out will interfere with leg location.

**If creating a run-off application with two legs as supports**, do not specify grommets on the side that has legs as supports. Grommet cut out will interfere with leg location.


**Grommets** do not interfere with hanging modesty panels.

**Grommet placement recommendations by size** include:

- No grommets on worksurfaces less than 18"D
- Center grommet only on worksurfaces 15"W–29.9375"W
- Left, right, or center grommet only on worksurfaces 30"W–41.9375"W
- Any placement of one, two, or three grommets on worksurfaces 42"W and above

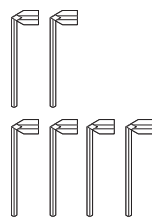


**Support plates** are available to connect two worksurfaces and allow one to support the other.




**Tie plates** are available to provide added strength and alignment between two worksurfaces.

**Square legs** are 2" x 2" and available individually. Legs come in three heights. See **CRSQB** for more information.



**Square legs** can be used to create stand-alone table desk or a return. Specify two legs to create a return, and specify four legs to create a table desk.



**Post leg** is available individually. Leg is 27<sup>3</sup>/<sub>8</sub>"H with glide. Glide adjusts 2".

**Post legs** can be used to create a stand-alone table desk or return. Specify two legs to create a return and four legs to create a table desk.



**Column leg** is 6", and 27<sup>3</sup>/<sub>8</sub>"H with glide. Glide adjusts 1<sup>1</sup>/<sub>4</sub>".

**Column leg** can be used to create a return.

## Application Topics

**When specifying a parametric common top over a run of storage**, use SmartTools to determine the correct dimension to be specified.

**Common top dimensions** are calculated in SmartTools using six major factors:

- Product combination—dimensions of common top vary pending storage combinations in the application.
- Top offset—the width of the common top is not equal to plan width and is undersized for panel-applications.
- Case offset—width of the top changes between HPL and LPL.
- Case vs. top offset—difference between end panel face to top.
- Ganging offset—width of the common top reduces if units gang together.
- Parametric rounding—parametric common tops round to the nearest 1<sup>1</sup>/<sub>16</sub><sup>th</sup> of an inch.

**Common top width examples:**

- Two pedestals HPL: 31<sup>13</sup>/<sub>16</sub>"
- Two pedestals LPL: 31<sup>5</sup>/<sub>8</sub>"

**Due to nominal versus actual dimensions**, the common top total dimension may calculate to be smaller than anticipated.

## Surface Materials

### Top

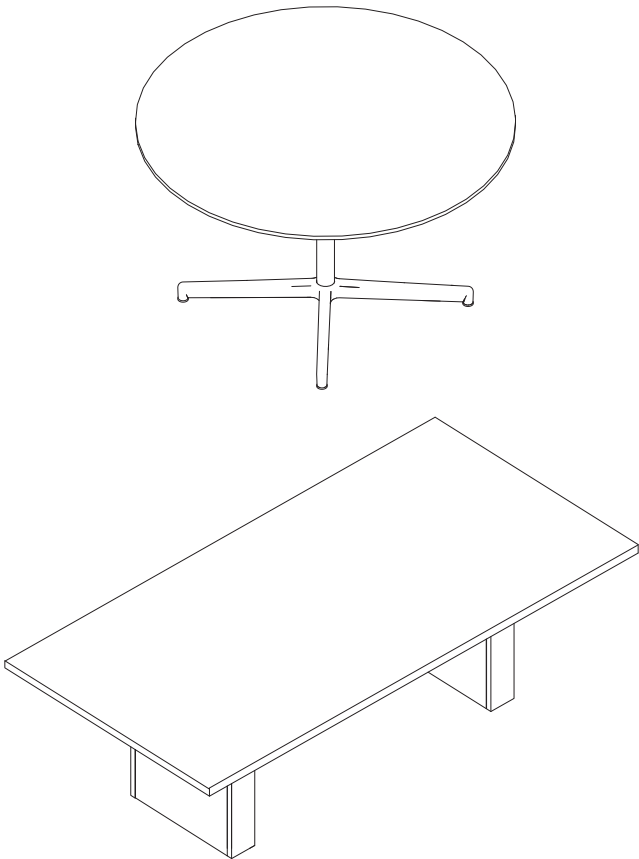
- Low-Pressure Laminate
  - High-Pressure Laminate
- Tip: For more information on Low-Pressure and High-Pressure Laminate, please see Surface Materials.*
- Page 336

### Edge

- Plastic

# Tables

**Tables** can be used in a variety of conference and collaborative settings.  
► Specifying, pages 148–158



## Actual Dimensions

### Tables

	Round	Square	Rectangle	Racetrack	Boat
Diameter	36"–54"	N.A.	N.A.	N.A.	N.A.
Depth	N.A.	N.A.	24"–48"	36"–48"	48"
Width	N.A.	36"–54"	36"–168"	66"–168"	96"–168"

## Actual Dimensions

### Table Top Thickness

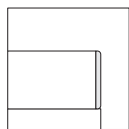
	Low-Pressure Laminate	High-Pressure Laminate
Worksurface/Top Thickness –1 1/8" core	1 1/8"	1 3/16"
Worksurface/Top Thickness –1 3/8" core	1 3/8"	1 7/16"

*\*Worksurface thickness differs based on the worksurface thickness and materiality specified.*

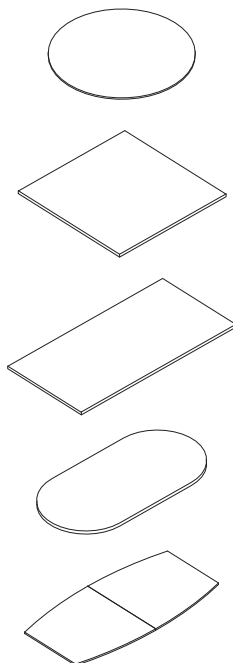
## Product Details

**Table tops** have a wood core with either a Low- or High-Pressure laminate surface.

**Table tops** are available in  $1\frac{1}{8}$ " and  $1\frac{3}{8}$ " core thickness.



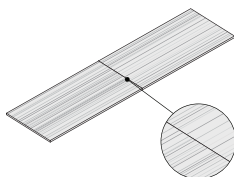
**Table tops** features a 3 mm square edge profile.



**Table tops** are available in the following shapes: round, square, rectangle, racetrack, and boat.

**All tops** are available parametrically in  $\frac{1}{16}$ " increments.

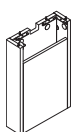
**Two-piece tops** will occur when the top is in Low-Pressure Laminate and larger than  $95\frac{3}{4}$ "W, and in High-Pressure Laminate and larger than  $119\frac{15}{16}$ "W. Tops will be split into two equal sections and ship with connecting hardware.



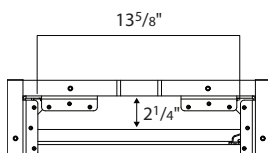
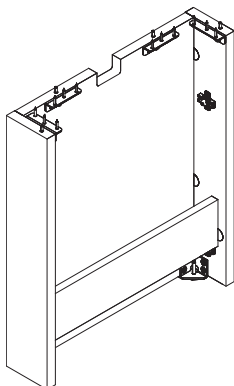
**Low-Pressure Laminate two-piece tops** will not have matching grain patterns.

**All High-Pressure Laminate two-piece tops** above 144"W will not have matching grain patterns.

**Woodgrain High-Pressure Laminate two-piece tops** 120"W–144"W will have matching grain patterns.



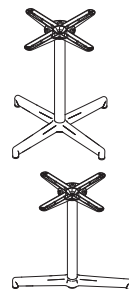
**Rectangular table base** is available in Low- and High-Pressure Laminate, and accommodates routing of power and data cords. Access is provided by a hinged door.



**Interior dimensions of rectangular base** is  $13\frac{5}{8}$ "W by  $2\frac{1}{4}$ "D in the center to allow for floor power and data box placement.

**Reinforcing channels** are included depending on size and base type on rectangular table, racetrack table, and boat table.

- If T-base or X-base and  $85$ "– $101\frac{15}{16}$ "W: two reinforcing channels.
- If column base and  $163$ "W or wider: four reinforcing channels.
- If square leg and  $69$ "W or wider: two reinforcing channels.
- If rectangular base and  $96\frac{1}{16}$ "– $101\frac{15}{16}$ "W: two reinforcing channels.
- If rectangular base and  $154\frac{1}{8}$ "W or wider: four reinforcing channels.



**Steel X- and T- bases** are available in 26"W and 36"W.

*Tip: When specifying a conference table, base size is predetermined by the selections made, and cannot be changed.*



**Steel post leg** is 3" in diameter.



**Steel column leg** is 6" in diameter.



**Steel square leg** is available in three different heights to create a range of table applications, including conferencing, end tables, and coffee tables.

## Surface Materials

### Case

- Low-Pressure Laminate

### Headset

- Low-Pressure Laminate

### Table top

- Low-Pressure Laminate
  - High-Pressure Laminate
- Tip: For more information on Low-Pressure and High-Pressure Laminate, please see Surface Materials.*

▶ Page 336

### Edge profile

- 3 mm plastic

### Rectangular table base

- Low-Pressure laminate

### X- and T- base

- Paint
- 8046 Polished Aluminum

### Post leg

- 4799 Platinum Metallic
- 7207 Black

### Column leg

- 4799 Platinum Metallic
- 7207 Black

### Square leg

- Paint
- Polished Chrome

### Hinged door power unit

- 8043 Clear Anodized Aluminum

## Power, Wiring & Cabling

**Grommet option** allows for either no grommet or hinged door power unit. Grommet option available on tops with 36"D–48"D and 60"W–168"W.

**Hinged door power unit** has two power outlets and openings for two data ports. Data adapters can be sourced through Byrne for the two openings. The bottom of the units is open to allow pass-through of power and data cables to the floor. Available as an option on conference table tops and as a separate style number.

**Rectangular table base** accommodates routing of power and data cords. Access is provided by a hinged door.

**Round grommets** are available as a separate style number, and are field installed. Grommets are  $2\frac{1}{2}$ " in diameter and allows for cable and cord pass-through in the worksurface.

▶ See page 245.

# Pedestals

## Fixed and Mobile

**Fixed pedestals** are floor standing and can support worksurfaces at 21<sup>11</sup>/<sub>32</sub>"H or 27<sup>11</sup>/<sub>32</sub>"H.

*Tip: Using storage with Universal Steel storage is not recommended.*

► Specifying, page 168

**Top** is open on fixed pedestals and accommodates attachment to a worksurface. Attachment hardware is included.

**Drawer fronts** are available in Low-Pressure Laminate and High-Pressure Laminate, and are full to the bottom of the case (no toe kick).

**Finished back and sides** are standard on pedestals.

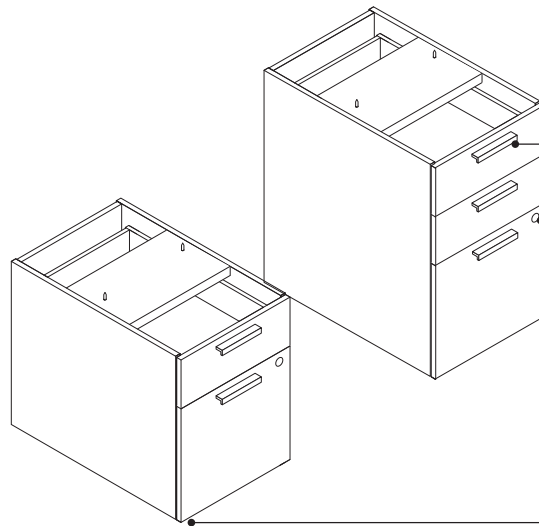
**File drawers** open their full depth for total access to the contents and have an integrated U-channel on the drawer bodies for hanging file folder frames.

**Mobile pedestals** can be moved wherever storage is needed. They provide an auxiliary worksurface when you need more space to spread out your work.

► Specifying, page 172

*Tip: Two-High mobile pedestals do not fit under desks with reinforcement channels.*

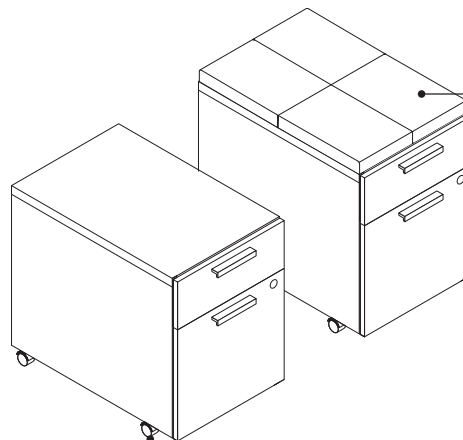
**Top on mobile pedestal** is 1<sup>1</sup>/<sub>8</sub>" thick and is available in Low-Pressure Laminate and High-Pressure Laminate.



**Pulls on pedestals** are available in a variety of shapes.

**Lock** is standard on pedestals. Lock is located in the bottom drawer, and locks the drawer it is located in and the one above. Locks are specified with storage, but shipped separately. Locks are field installed.

**Leveling glides** adjust to install pedestals on uneven floors and have a 1<sup>1</sup>/<sub>2</sub>" adjustable glide range.



**Four casters** are hard composition and non-locking, with a full-rotation swivel.

**Mobile pedestal cushion top** provides a temporary seat ideal for informal gatherings. Cushion top is ordered separately and requires field installation.

► Specifying, page 172

*Tip: Two-High mobile pedestals with a cushion top will not fit under a desk.*

### Actual Dimensions

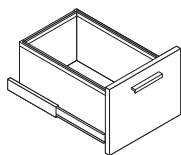
1.5-High Fixed Pedestals (Box/File)	
Depth	18 <sup>7</sup> / <sub>8</sub> "–24"
Width	15 <sup>7</sup> / <sub>8</sub> "
Height	21 <sup>3</sup> / <sub>8</sub> "
1.5-High Mobile Pedestals (Box/File)	
Depth	18 <sup>7</sup> / <sub>8</sub> "–22"
Width	15 <sup>3</sup> / <sub>4</sub> "
Height	23 <sup>2</sup> / <sub>3</sub> "

Two-High Fixed Pedestals (Open/Box/File, Box/Box/File, and File/File)	
Depth	18 <sup>7</sup> / <sub>8</sub> "–30"
Width	15 <sup>7</sup> / <sub>8</sub> "
Height	27 <sup>5</sup> / <sub>16</sub> "
Two-High Mobile Pedestals (Open/Box/File, Box/Box/File, and File/File)	
Depth	22"
Width	15 <sup>3</sup> / <sub>4</sub> "
Height	27 <sup>3</sup> / <sub>32</sub> "

*Tip: Heights represent mobile pedestal without cushion top. When adding a cushion top, expect an additional 1<sup>1</sup>/<sub>2</sub>" height.*

## Product Details

**Drawers** are black, bore and dowel construction.



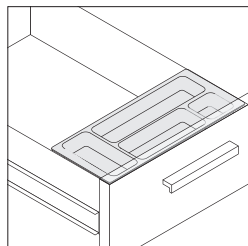
**File drawer body** is standard with integrated U-channel to accommodate hanging folder files.

**All pedestal file drawers** accommodate front-to-back and side-to-side letter filing. Please note that some depth drawers require additional rail, purchased through Service Parts, to accommodate side-by-side letter filing. See *Storage Capabilities and Dimensions* for more information.

► See page 24

**24"D, 29<sup>1</sup>/<sub>16</sub>"D, and 30"D pedestal file drawers** also accommodate side-to-side legal filing.

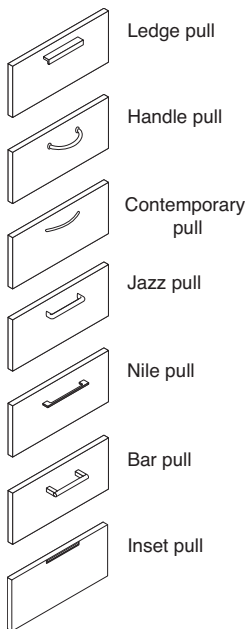
► See page 24



**Pencil tray to hold small office supplies** is standard with pedestals with box drawers.

**21<sup>3</sup>/<sub>8</sub>"H fixed pedestal** can be used in combination with other 1.5-High lower storage to create a variety of storage options.

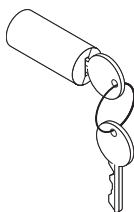
**27<sup>5</sup>/<sub>16</sub>"H fixed pedestal** can be used in combination with other Two-High lower storage to create a variety of storage options.



**Pulls on pedestals** are available in the following styles: ledge, handle, contemporary, jazz, Nile, bar, and inset.

**Pilot-hole to pilot-hole dimensions** are as follows:

- Ledge: 96 mm
- Handle: 96 mm
- Contemporary: 128 mm
- Jazz: 128 mm
- Nile: 160 mm or 320 mm (depending on storage type)
- Bar: 128 mm
- Inset: N.A.



**Lock cylinders** are available field-installed. Pedestals are shipped installed with plugs, with lock cylinders separate.

**Optional field installed locks** are available with consecutive, specific, and random keying options. Field installed lock cylinders, **LOCK9201FR** or **LOCK9250FR** must be specified separately. When cylinders are ordered, the factory will omit lock cylinders from all storage products.

► Lock and Keying, page 350

**Mobile pedestal cushion top** is field installed with screws. See assembly instructions for details.

**Counterweight packages** are required to ensure product stability and are ordered as an option, or separately through service parts.

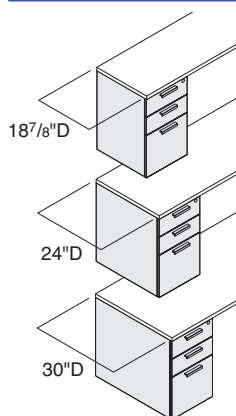
**Counterweights** are not needed when under worksurface pedestals are installed in an L-shape, U-shape, or T-shape configuration.

**Counterweights** are required when stacking storage (overheads and bookcases) is mounted to the worksurface, and less than the full width of the worksurface.

**Counterweights** are not required when stacking storage is mounted to the work-surfaces, and is full width of the worksurface.

**Counterweights** are available as a service part package for use when furniture is reconfigured into application which require the use of counterweights.

## Connections



**Fixed pedestals** are intended to attach under a worksurface for security and support. Pedestals match the depth of Universal work-surfaces exactly, or can be paired with parametric common top.

**Fixed pedestals** are not to be used alone as a free-standing unit, and must be used with other furniture.

**Pedestals using common tops** must be attached to other storage, a perpendicular worksurface, or a panel. A maximum 6" overhang of the worksurface is allowed on either side, or back.

## Surface Materials

**Storage** can be specified with different case, headset, and top laminate finishes. *Tip: Low-Pressure Laminate headsets cannot be specified with High-Pressure Laminate cases.*

### Pedestal case

- Low-Pressure Laminate
  - High-Pressure Laminate
- Tip: For more information on Low-Pressure and High-Pressure Laminate, please see Surface Materials.*
- Page 336

### Headsets

- Low-Pressure Laminate
- High-Pressure Laminate

### Top

- Low-Pressure Laminate
- High-Pressure Laminate

### Ledge pull

- 4799 Platinum Metallic
- 7207 Black

### Handle pull

- 0835 Black
- 9211 Nickel

### Contemporary pull

- 0835 Black
- 9201 Polished Chrome
- 9211 Nickel
- 9212 Silver

### Jazz pull

- 0835 Black
- 4799 Platinum Metallic
- 9201 Polished Chrome
- 9211 Nickel
- 9212 Silver

### Nile pull

- 0835 Black
- 4799 Platinum Metallic
- 7280 Smooth Bronze
- 9201 Polished Chrome
- 9211 Nickel

### Bar pull

- 0835 Black
- 9201 Polished Chrome
- 9211 Nickel
- 9212 Silver

### Inset pull

- 4799 Platinum Metallic
- 4803 Near Black Metallic
- 7241 Arctic White

**Lock**

- 9201 Polished Chrome
- 9250 Ember Chrome

**Drawer bodies, drawer suspensions, and glides**

- Black

**Cushion top**

- Upholstery
- ▶ Specifying, page 172

**Application Topics**

**22¾"D and 29⅛"D pedestals** are for use with desk and return shells. Their depth allows them to slide under a desk or return shell to create an array of storage configurations.

**The thickness between Low-Pressure Laminate and High-Pressure Laminate** differs slightly. These slight dimensional differences are accounted for within SmartTools, and are important when specifying a parametric common top. Use SmartTools to specify an exact fit.

**Storage capacities and dimensions**  
▶ Page 24



# Two-High Pedestals

## Fixed Pedestals for Use with Shells

**Fixed pedestals for use with shells** are floor standing and can be retrofitted to the underside of desk shells.

*Tip: Using storage with Universal Steel storage is not recommended.*

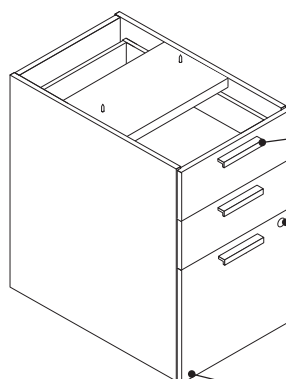
► Specifying, page 170

**Top** is open on fixed pedestals and accommodates attachment to a work surface. Attachment hardware is included.

**Drawer fronts** are available in Low-Pressure Laminate and High-Pressure Laminate, and are full to the bottom of the case (no toe kick).

**Finished back and sides** are standard on pedestals.

**File drawers** open their full depth for total access to the contents and have an integrated U-channel on the drawer bodies for hanging file folder frames.



**Pulls on pedestals** are available in a variety of shapes.

**Lock** is standard on pedestals. Lock is located in the bottom drawer, and locks the drawer it is located in and the one above. Locks are specified with storage, but shipped separately. Locks are field installed.

**Leveling glides** adjust to install pedestals on uneven floors and have a 1½" adjustable glide range.

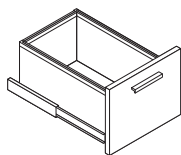
### Actual Dimensions

	Two-High Fixed Pedestals for Use with Desk Shells			Two-High Fixed Pedestals for Use with Bow Front Shells		Pedestal for Use with Shell
<b>Application</b>	Desk Shell			Bow Front Shell		Extended Curved Corner Desk Shell
<b>Style Number</b>	<b>CRDSHL</b>			<b>CRDSHLB</b>		<b>CRDSKEL</b> and <b>CRDSKER</b>
<b>Application Depth</b>	18 <sup>7</sup> / <sub>8</sub> "	24"	30"	36"	42"	24"
<b>Pedestal Depth</b>	17 <sup>31</sup> / <sub>32</sub> "	23 <sup>3</sup> / <sub>32</sub> "	29 <sup>3</sup> / <sub>32</sub> "	23 <sup>1</sup> / <sub>4</sub> "	29 <sup>1</sup> / <sub>4</sub> "	23"
<b>Width</b>	15 <sup>3</sup> / <sub>4</sub> "	15 <sup>3</sup> / <sub>4</sub> "	15 <sup>3</sup> / <sub>4</sub> "	15 <sup>3</sup> / <sub>4</sub> "	15 <sup>3</sup> / <sub>4</sub> "	15 <sup>3</sup> / <sub>4</sub> "
<b>Height</b>	27 <sup>5</sup> / <sub>16</sub> "	27 <sup>5</sup> / <sub>16</sub> "	27 <sup>5</sup> / <sub>16</sub> "	27 <sup>5</sup> / <sub>16</sub> "	27 <sup>5</sup> / <sub>16</sub> "	27 <sup>15</sup> / <sub>16</sub> "
	Two-High Fixed Pedestals for Use with Desk Shell with Overhang			Two-High Fixed Pedestals for Use with Return Shell		
<b>Application</b>	Desk Shell with Overhang			Return Shell		
<b>Style Number</b>	<b>CRDSHLO</b>			<b>CRRTNR</b> and <b>CRRTNL</b>		
<b>Application Depth</b>	36"			18 <sup>7</sup> / <sub>8</sub> "	24"	
<b>Pedestal Depth</b>	29 <sup>1</sup> / <sub>4</sub> "			17 <sup>25</sup> / <sub>32</sub> "	22 <sup>28</sup> / <sub>32</sub> "	
<b>Width</b>	15 <sup>3</sup> / <sub>4</sub> "			15 <sup>3</sup> / <sub>4</sub> "	15 <sup>3</sup> / <sub>4</sub> "	
<b>Height</b>	27 <sup>5</sup> / <sub>16</sub> "			27 <sup>5</sup> / <sub>16</sub> "	27 <sup>5</sup> / <sub>16</sub> "	



## Product Details

**Drawers** are black, bore and dowel construction.



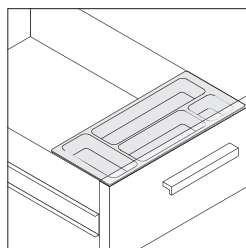
**File drawer body** is standard with integrated U-channel to accommodate hanging folder files.

**All pedestal file drawers** accommodate front-to-back and side-to-side letter filing. Please note that some depth drawers require additional rail, purchased through Service Parts, to accommodate side-by-side letter filing. See *Storage Capabilities and Dimensions* for more information.

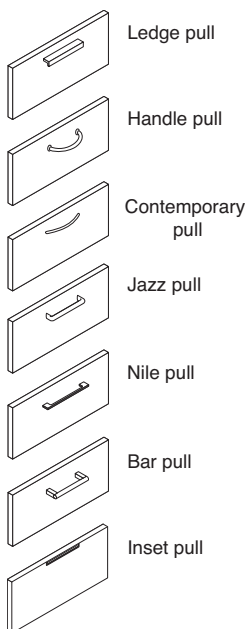
► See page 24

**24"D and 30"D pedestal file drawers** also accommodate side-to-side legal filing.

► See page 24



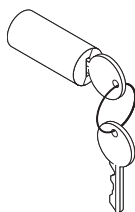
**Pencil tray to hold small office supplies** is standard with pedestals with box drawers.



**Pulls on pedestals** are available in the following styles: ledge, handle, contemporary, jazz, Nile, bar, and inset.

**Pilot-hole to pilot-hole dimensions** are as follows:

- Ledge: 96 mm
- Handle: 96 mm
- Contemporary: 128 mm
- Jazz: 128 mm
- Nile: 160 mm or 320 mm (depending on storage type)
- Bar: 128 mm
- Inset: N.A.



**Lock cylinders** are available field-installed. Pedestals are shipped installed with plugs, with lock cylinders separate.

**Optional field installed locks** are available with consecutive, specific, and random keying options.

Field installed lock cylinders, **LOCK9201FR** or **LOCK9250FR** must be specified separately. When cylinders are ordered, the factory will omit lock cylinders from all storage products.

► Lock and Keying, page 350

**Counterweight packages** are required to ensure product stability and are ordered as an option, or separately through service parts.

**Counterweights** are not needed when under worksurface pedestals are installed in an L-shape, U-shape, or T-shape configuration.

**Counterweights** are required when stacking storage (overheads and bookcases) is mounted to the worksurface, and less than the full width of the worksurface.

**Counterweights** are not required when stacking storage is mounted to the worksurfaces, and is full width of the worksurface.

**Counterweights** are available as a service part package for use when furniture is reconfigured into application which require the use of counterweights.

## Connections

**Fixed pedestals for use with shells** are intended to attach under a shell for security and support.

Pedestals for use with shells depth is specified using the application depth (shell it is going underneath) to ensure an exact fit.

**Fixed pedestals** are not to be used alone as a free-standing unit, and must be used with other furniture.

## Surface Materials

**Storage** can be specified with different case, headset, and top laminate finishes.

*Tip: Low-Pressure Laminate headsets cannot be specified with High-Pressure Laminate cases.*

### Pedestal case

- Low-Pressure Laminate
  - High-Pressure Laminate
- Tip: For more information on Low-Pressure and High-Pressure Laminate, please see Surface Materials.*
- Page 336

### Headsets

- Low-Pressure Laminate
- High-Pressure Laminate

### Top

- Low-Pressure Laminate
- High-Pressure Laminate

### Ledge pull

- 4799 Platinum Metallic
- 7207 Black

### Handle pull

- 0835 Black
- 9211 Nickel

### Contemporary pull

- 0835 Black
- 9201 Polished Chrome
- 9211 Nickel
- 9212 Silver

### Jazz pull

- 0835 Black
- 4799 Platinum Metallic
- 9201 Polished Chrome
- 9211 Nickel
- 9212 Silver

### Nile pull

- 0835 Black
- 4799 Platinum Metallic
- 7280 Smooth Bronze
- 9201 Polished Chrome
- 9211 Nickel

### Bar pull

- 0835 Black
- 9201 Polished Chrome
- 9211 Nickel
- 9212 Silver

### Inset pull

- 4799 Platinum Metallic
- 4803 Near Black Metallic
- 7241 Arctic White

## Lock

- 9201 Polished Chrome
- 9250 Ember Chrome

## Drawer bodies, drawer suspensions, and glides

- Black

## Cushion top

- Upholstery
- Specifying, page 172

## Application Topics

### The thickness between Low-Pressure Laminate and High-Pressure Laminate

differs slightly. These slight dimensional differences are accounted for within SmartTools, and are important when specifying a parametric common top. Use SmartTools to specify an exact fit.

### Storage capacities and dimensions

► Page 24

# One-High, 1.5-High, and Two-High Lower Storage, and Lateral Files

## One-High, 1.5-High, and Two-High low storage and lateral files

are floor standing and can support worksurfaces at 15<sup>3</sup>/<sub>8</sub>"H, 21<sup>3</sup>/<sub>8</sub>"H, or 27<sup>5</sup>/<sub>16</sub>"H.

*Tip: Using storage with Universal Steel storage is not recommended.*

► Specifying, pages 176 and 182

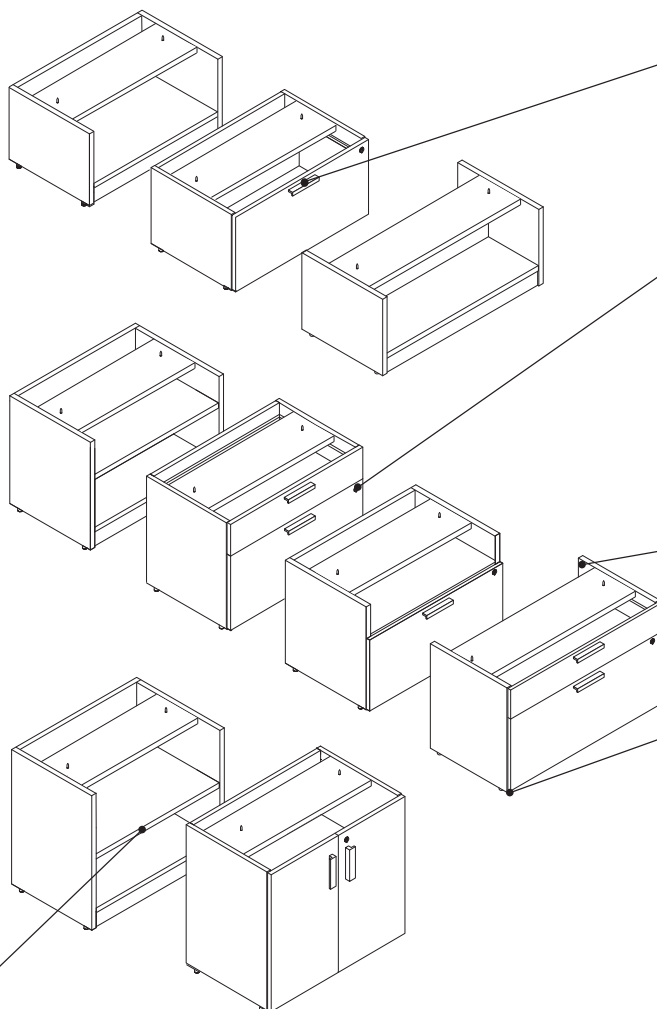
**Tops** can be optioned on to low storage and laterals, and are either 1<sup>1</sup>/<sub>8</sub>" or 1<sup>3</sup>/<sub>8</sub>" thick. If no top is selected, low storage and laterals accommodate attachment to a worksurface or common top. Attachment hardware is included.

**Drawer and door fronts** are available in Low-Pressure Laminate and High-Pressure Laminate, and are full to the bottom of the case (no toe kick).

**Finished back and sides** are standard on low storage and lateral files. Recessed back option has an unfinished back.

**File drawers** open their full depth for total access to the contents and have an integrated U-channel on the drawer bodies for hanging file folder frames.

**Adjustable shelf thickness** is <sup>3</sup>/<sub>4</sub>".



**Pull on low storage with doors and laterals** is available in a variety of shapes.

**Lock** is standard on low storage with doors and lateral files. Lock is located in the top left corner of the right handed door of low storage with doors. Lock is located in the bottom drawer of lateral files, and locks the drawer it is located in and the one above. Locks are specified with storage, but shipped separately. Locks are field installed.

**Recessed back option** provides access to power and data outlets in panel, beam, or wall.

**Leveling glides** adjust to install low storage and laterals on uneven floors and have a 1<sup>1</sup>/<sub>4</sub>" adjustable glide range.

Actual Dimensions			
	One-High File	1.5-High Box/File and Open/File	Two-High File/File
Depth	18 <sup>7</sup> / <sub>8</sub> "–30"	18 <sup>7</sup> / <sub>8</sub> "–30"	18 <sup>7</sup> / <sub>8</sub> "–30"
Width	30" and 36"	30" and 36"	30" and 36"
Height	15 <sup>3</sup> / <sub>8</sub> "	21 <sup>3</sup> / <sub>8</sub> "	27 <sup>5</sup> / <sub>16</sub> "
	One-High Low Storage	1.5-High Low Storage	Two-High Low Storage
Depth	18 <sup>7</sup> / <sub>8</sub> "–24"	18 <sup>7</sup> / <sub>8</sub> "–24"	18 <sup>7</sup> / <sub>8</sub> "–24"
Width	30"–42"	30"–42"	30"–42"
Height	15 <sup>3</sup> / <sub>8</sub> "	21 <sup>3</sup> / <sub>8</sub> "	27 <sup>5</sup> / <sub>16</sub> "

\* The top (if specified) matches the depth of units with drawers and doors.

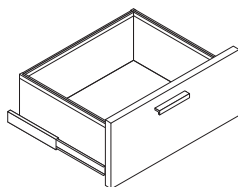
*Tip: All heights are without top. Add either 1<sup>1</sup>/<sub>8</sub>" or 1<sup>3</sup>/<sub>8</sub>" (depending on selection) to achieve overall height with top. Tops can be optioned off for ganged applications.*

*Tip: 1.5-High and Two-High open and doored low storage units, greater than 36"W, have a reinforcement brace under the adjustable shelf to maintain shelf structural integrity.*

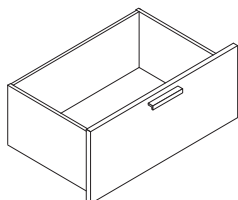
*Tip: Parametric depth on lateral file units, and parametric depth and width on open low storage units, is specifiable in <sup>1</sup>/<sub>16</sub>" increments.*

## Product Details

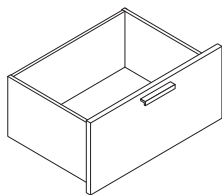
**Drawers** are black, bore and dowel construction.



**File drawer body** is standard with integrated U-channel to accommodate hanging folder files.

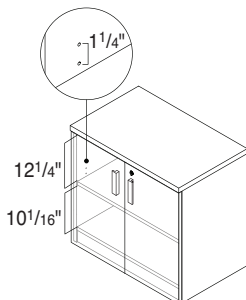


**36"W file drawers** accommodate front-to-back and side-to-side letter filing, as well as front-to-back legal filing. 24"D file drawers also accommodate side-to-side legal filing. Please note that some depth drawers require additional rail, purchased through Service Parts, to accommodate side-by-side letter filing. See *Storage Capabilities and Dimensions* for more information.  
► See page 24

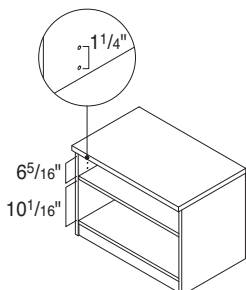


**30"W file drawers** accommodate front-to-back and side-to-side letter filing, as well as front-to-back legal filing. 24"D file drawers also accommodate side-to-side legal filing. Please note that some depth drawers require additional rail, purchased through Service Parts, to accommodate side-by-side letter filing. See *Storage Capabilities and Dimensions* for more information.  
► See page 24

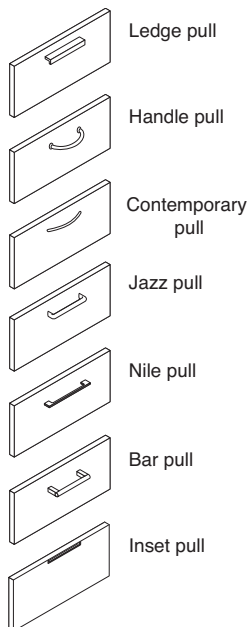
**Safety interlock system** allows only one drawer to be rolled out at a time.



**Two-High lower storage** has three holes for adjustable shelf placement, spaced 1 1/4" apart. When the adjustable shelf is in the bottom position, the top shelf has 12 1/4" of usable space, and the bottom shelf has 10 1/16" of usable space. Units greater than 36"W have a reinforcement brace to support structural integrity of the shelf and will have 1.06" less of storage clearance below the shelf.



**1.5-High lower storage** has three holes for adjustable shelf placement, spaced 1 1/4" apart. When the adjustable shelf is in the bottom position, the top shelf has 6 5/16" of usable space, and the bottom shelf has 10 1/16" of usable space. Units greater than 36"W have a reinforcement brace to support structural integrity of the shelf and will have 1.06" less of storage clearance below the shelf.




**Pulls on low storage with doors and lateral files** are available in the following styles: ledge, handle, contemporary, jazz, Nile, bar, and inset.

**Pilot-hole to pilot-hole dimensions** are as follows:

- Ledge: 96 mm
- Handle: 96 mm
- Contemporary: 128 mm
- Jazz: 128 mm
- Nile: 160 mm or 320 mm (depending on storage type)
- Bar: 128 mm
- Inset: N.A.

**Lateral files** receive the 320 mm Nile pull. All other storage units receive the 160 mm Nile pull.



**Locks** are available field-installed. Low storage with doors and lateral files are shipped installed with plugs, with the locks separate.

**Optional field installed locks** are available with consecutive, specific, and random keying options. Field installed lock cylinders, **LOCK9201FR** or **LOCK9250FR** must be specified separately. When cylinders are ordered, the factory will omit lock cylinders from all storage products.  
► Lock and Keying, page 350

**Counterweight packages** are required to ensure product stability and are ordered as an option, or separately through service parts.

**Counterweights** are not needed when lateral files are installed in an L-shape, U-shape, or T-shape configuration.

**Counterweights** are required when stacking storage (overheads and bookcases) is mounted to the worksurface, and less than the full width of the worksurface.

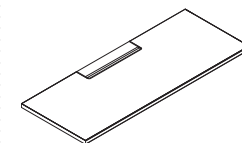
**Counterweights** are not required when stacking storage is mounted to the worksurfaces, and is full width of the worksurface.

**Counterweights** are available as a service part package for use when furniture is reconfigured into application which require the use of counterweights.

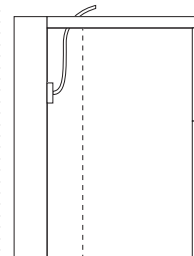
**Counterweight type and quantity** varies depending on size and storage configuration. Units with counterweights will ship with either standard or steel counterweights. Steel counterweight pricing will equal the price of two standard counterweights.

**One adjustable shelf** is included in 1.5-High and Two-High open and hinged door configurations.

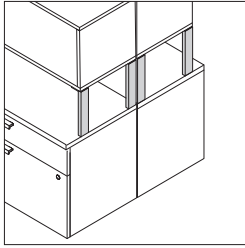
**Recessed back storage** includes laminate front and sides. The back of the storage is inset 3 3/4" to allow access to Answer beam power receptacles. Recessed back storage does not include a top.



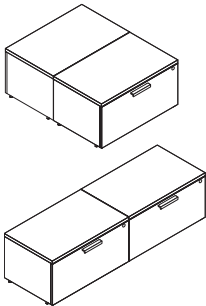
**Square edge tops with 1/2" cord drop** are ordered separately through Universal Systems Worksurfaces. Specify option hinged door for power and data outlet access.  
► See *Answer Freestanding Specification Guide*.



**Storage with recessed back** should be used when storage will be placed in front of a power outlet.



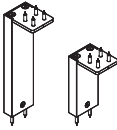
**When One-High or 1.5-High storage is used in conjunction with intermediate supports or stanchions,** specify no top open and order square edge tops with  $\frac{1}{2}$ " cord drop or common top separately.



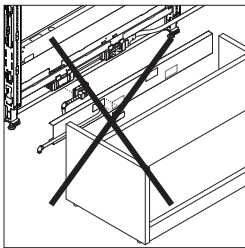
**Ganging hardware** is available to provide alignment by joining adjacent components side-by-side, back-to-back, or both.

**Side-by-side units with individual tops** will result in a nominal  $\frac{3}{32}$ " gap.

## Wiring and Cabling



**Use mid storage supports** attached to 1.5-High and Two-High laminate storage to support the opposite end of stanchion mounted storage on an Answer beam.   
▶ See Answer Beam and Answer Fence Specification Guide.

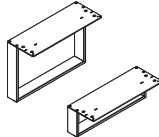


**Recessed back units** cannot be used to conceal base power infeed.   
*Tip: Recessed-back option is available on all One-High, 1.5-High, and Two-High units for use with Answer beam. The recess depth is  $3\frac{3}{4}$ ".*

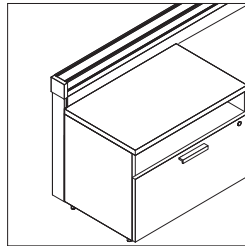
*Tip: Units specified with recessed back option will always come without top. Specify Universal top with power access door separately.*   
▶ See Answer Beam and Answer Fence Specification Guide.

## Application Topics

**$22\frac{3}{4}$ "D low storage and laterals** are for use with desk and return shells. Their depth allows them to slide under a desk or return shell to create an array of storage configurations.



**Intermediate supports** are used with One-High or 1.5-High storage as a work-surface support, allowing for nesting of low storage. Use square edge tops with  $\frac{1}{2}$ " cord drop when used in beam applications.



**Storage to beam connector** attaches to One-High, 1.5-High, and Two-High storage to Answer beam to support a beam segment. Connector must attach to a finished back. One-High, 1.5-High, and Two-High storage can not be placed over Answer beam foot.

**Storage-to-beam connector** can not be used with Answer panels.

## Surface Materials

**Storage** can be specified with different case, headset, and top laminate finishes.   
*Tip: Low-Pressure Laminate headsets cannot be specified with High-Pressure Laminate cases.*

### Low storage or lateral file case

- Low-Pressure Laminate
  - High-Pressure Laminate
- Tip: For more information on Low-Pressure and High-Pressure Laminate, please see Surface Materials.*   
▶ Page 336

### Headsets

- Low-Pressure Laminate
- High-Pressure Laminate

### Top

- Low-Pressure Laminate
- High-Pressure Laminate

### Ledge pull

- 4799 Platinum Metallic
- 7207 Black

### Handle pull

- 0835 Black
- 9211 Nickel

### Contemporary pull

- 0835 Black
- 9201 Polished Chrome
- 9211 Nickel
- 9212 Silver

### Jazz pull

- 0835 Black
- 4799 Platinum Metallic
- 9201 Polished Chrome
- 9211 Nickel
- 9212 Silver

### Nile pull

- 0835 Black
- 4799 Platinum Metallic
- 7280 Smooth Bronze
- 9201 Polished Chrome
- 9211 Nickel

### Bar pull

- 0835 Black
- 9201 Polished Chrome
- 9211 Nickel
- 9212 Silver

### Inset pull

- 4799 Platinum Metallic
- 4803 Near Black Metallic
- 7241 Arctic White

### Lock

- 9201 Polished Chrome
- 9250 Ember Chrome

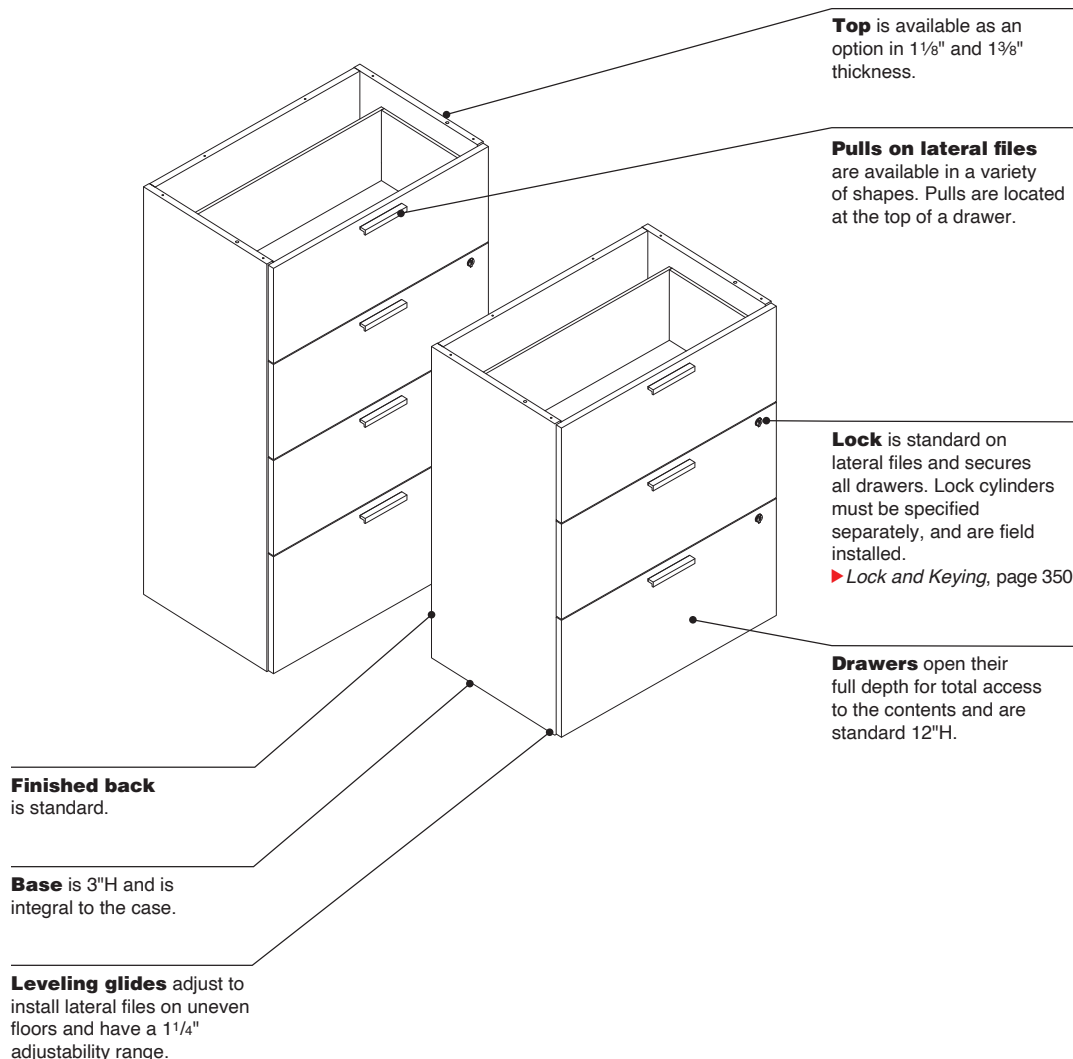
### Drawer bodies, drawer suspensions, and glides

- Black



# Three-High and Four-High Lateral Files

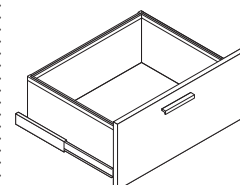
**Lateral files** are ideal for high-density paper storage.  
 ▶ Specifying, page 180



## Product Details

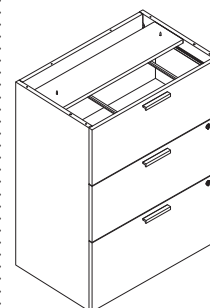
**Laterals** cannot be placed over an Answer panel foot.

**Pulls** are available in a variety of shapes.



**File drawer body** is standard with integral top rail to accommodate hanging folder files. Drawers are a black bore and dowel construction with a proud front.

**Safety interlock system** allows only one drawer or roll-out shelf to be opened at a time.



**No-top option for lateral files** is available for installations where cases will be installed under a worksurface or beneath a common top shared among several lateral files. Hardware is included to attach case to worksurface.

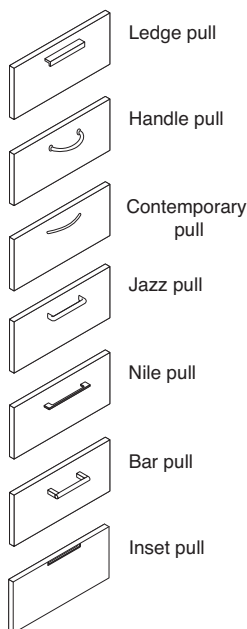
## Actual Dimensions

	Three-High	Four-High
Depth	18 7/8"–30"	18 7/8"–30"
Width	30" and 36"	30" and 36"
Height	39 1/5"	51 1/5"

*Tip: Heights shown are without a top.*

*Tip: Parametric depth on lateral file units is specifiable in 1/16" increments.*



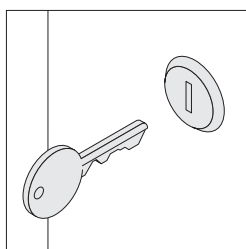


**Pulls on lateral files** are available in the following styles: ledge, handle, contemporary, jazz, nile, bar, and inset.

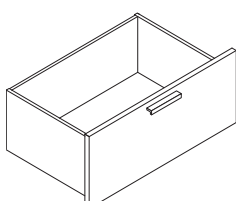
**Pilot-hole to pilot-hole dimensions** are as follows:

- Ledge: 96 mm
- Handle: 96 mm
- Contemporary: 128 mm
- Jazz: 128 mm
- Nile: 160 mm or 320 mm (depending on storage type)
- Bar: 128 mm
- Inset: N.A.

**Lateral files** receive the 320 mm nile pull. All other storage units receive the 160 mm nile pull.

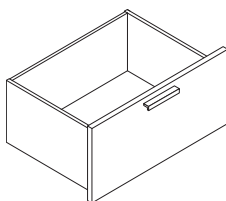


**Locks** are available field-installed. Lateral files are shipped installed with plugs, with the locks separate.



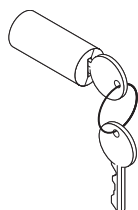
**36"W file drawers** accommodate front-to-back and side-to-side letter filing, as well as front-to-back legal filing. 24"D file drawers also accommodate side-to-side legal filing. Please note that some depth drawers require additional rail, purchased through Service Parts, to accommodate side-by-side letter filing. See *Storage Capabilities and Dimensions* for more information.

► See page 24



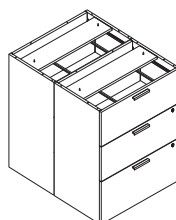
**30"W file drawers** accommodate front-to-back and side-to-side letter filing, as well as front-to-back legal filing. 24"D file drawers also accommodate side-to-side legal filing. Please note that some depth drawers require additional rail, purchased through Service Parts, to accommodate side-by-side letter filing. See *Storage Capabilities and Dimensions* for more information.

► See page 24



**Optional field-installed locks** are available with consecutive, specific, and random keying options. Field-installed lock cylinders (**LOCK9201FR** or **LOCK9250FR**) must be specified separately. When cylinders are ordered, the factory will omit lock cylinders from all products.

► *Lock and Keying*, page 350



**Ganging hardware** is available to provide alignment by joining adjacent components side-by-side, back-to-back, or both.

**Counterweight packages** are required to ensure product stability and are ordered as an option or separately. Product specification pages indicate the correct counterweight package for each style number and any exceptions where counterweights are not required.

## Surface Materials

**Lateral files** can be specified with different case, headset, and top laminate finishes.

### Lateral file case

- Low-Pressure Laminate

### Headsets

- Low-Pressure Laminate

### Top

- Low-Pressure Laminate
- Tip: For more information on Low-Pressure and High-Pressure Laminate, please see Surface Materials.*
- Page 336

### Ledge pull

- 4799 Platinum Metallic
- 7207 Black

### Handle pull

- 0835 Black
- 9211 Nickel

### Contemporary pull

- 0835 Black
- 9201 Polished Chrome
- 9211 Nickel
- 9212 Silver

### Jazz pull

- 0835 Black
- 4799 Platinum Metallic
- 9201 Polished Chrome
- 9211 Nickel
- 9212 Silver

### Nile pull

- 0835 Black
- 4799 Platinum Metallic
- 7280 Smooth Bronze
- 9201 Polished Chrome
- 9211 Nickel

### Bar pull

- 0835 Black
- 9201 Polished Chrome
- 9211 Nickel
- 9212 Silver

### Inset pull

- 4799 Platinum Metallic
- 4803 Near Black
- 7241 Arctic White

### Lock

- 9201 Polished Chrome
- 9250 Ember Chrome

### Drawer bodies, drawer suspensions, and glides

- Black

## Application Topics

### Storage Capacities and Dimensions

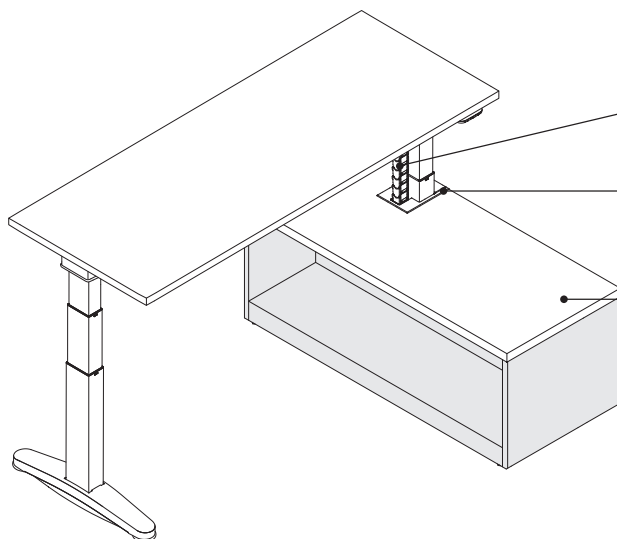
► Page 24

# One-High and 1.5-High Open Storage for Ology, Migration SE, and Slim Leg HAD Applications

**One-High and 1.5-High open storage** are available with options to accommodate Ology, Migration SE, and Slim Leg HAD leg integration.

They provide a clean aesthetic with an efficient footprint. Ease of access to your items under the desk is convenient with the open storage configuration.

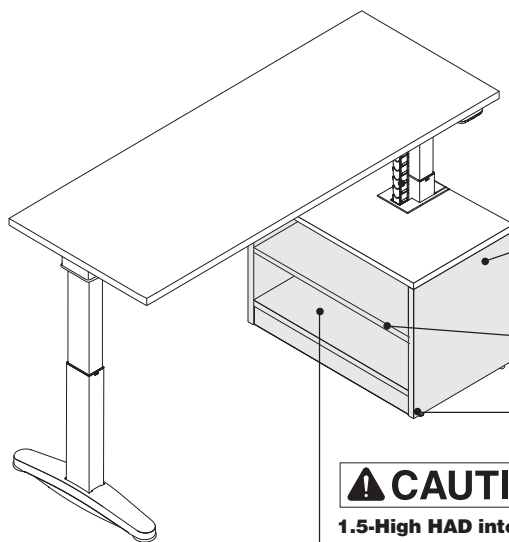
► Specifying, page 190



**Wire manager** keeps wires tidy and functionally flexes vertically.

**Grommet** provides a clean area where the desk leg integrates.

**Units** come without tops. tops for Ology, Migration SE, and Slim Leg HAD applications are ordered separately.



**Usable depth in One-High and 1.5-High open storage** is 10<sup>4</sup>/<sub>5</sub>"D for Ology application and 9<sup>5</sup>/<sub>8</sub>"D for Migration SE and Slim Leg HAD applications.

**Shelf thickness** is 3/4".

**Leveling glides** adjust to install on uneven floors and have a 1 1/4" adjustable glide range.

## CAUTION

**1.5-High HAD integrated storage** can only be used with basic height Ology and Migration SE.

## Actual Dimensions

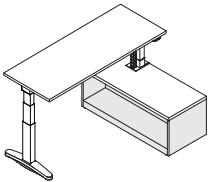
	One-High	1.5-High
<b>Depth</b>	18 <sup>7</sup> / <sub>8</sub> "–24"	18 <sup>7</sup> / <sub>8</sub> "–24"
<b>Usable Depth for Ology application</b>	10 <sup>2</sup> / <sub>5</sub> "*	10 <sup>2</sup> / <sub>5</sub> "*
<b>Usable Depth for Migration SE application</b>	9 <sup>3</sup> / <sub>10</sub> "	9 <sup>3</sup> / <sub>10</sub> "
<b>Width</b>	30"–72"	30"–72"
<b>Height</b>	15 <sup>3</sup> / <sub>8</sub> "	21 <sup>3</sup> / <sub>8</sub> "

\* Top depth is 18<sup>7</sup>/<sub>8</sub>", case depth is 18", to align with any other open low storage (example: open credenza).

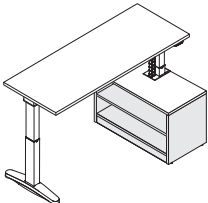
\* The case on One-High and 1.5-High open units is 18<sup>1</sup>/<sub>8</sub>"D. When top is added, the top matches the depth of units with drawers and doors.



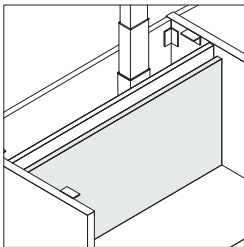
## Product Details



**One-High open storage** can be used with Ology extended range desks, Ology basic range desks, Migration SE extended range desks, Migration SE basic range desks, and Slim Leg HAD.

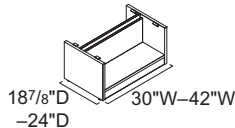


**1.5-High open storage** can be used with Ology basic range desks, Migration SE basic range desks, and Slim Leg HAD.

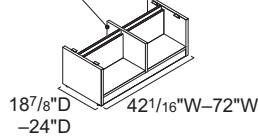


**One-High and 1.5-High open storage** have a merle painted steel, removable interior back panel to allow access to the base.

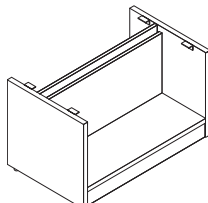
**One-High and 1.5-High open storage** cannot be interchanged. Use Ology open storage with Ology desk, Migration SE open storage with Migration SE desk, and Slim Leg HAD open storage with Slim Leg HAD.



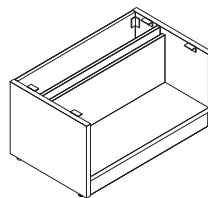
Center support



**Units smaller than or equal to 42"W** have one opening. Units 42<sup>1</sup>/<sub>16</sub>" and larger have a center support.



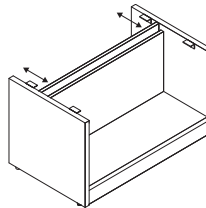
Open back



Finished back

**Ology, Migration SE, and Slim Leg HAD open units** offer an option of open back or a finished back for use in applications where the back of the unit is exposed, such as an aisle-way.

*Tip: Units have removable back to allow access to desk leg and can be specified with open or finished back.*



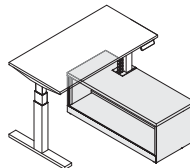
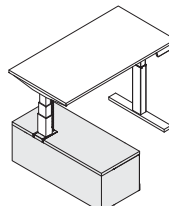
**Open back units for Ology desks** have 6" clearance. Open back units for Migration SE and Slim Leg HAD units have 7<sup>2</sup>/<sub>25</sub>" clearance.

**Integrated storage options** that apply to One-High and 1.5-High units are only meant for use with the specified height-adjustable desk. For example, open storage specified for Migration SE cannot later be blended with Ology.

**Integrated open laterals** do not accommodate 24"D, 30"D, or 36"D Migration SE worksurfaces. See actual dimensions chart on next page.

## Application Topics

**Base units are non-handed.** Handedness is identified in the specification of the tops, which are ordered separately.

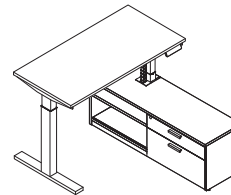


**Application** is determined by which leg of the desk is located inside the storage.

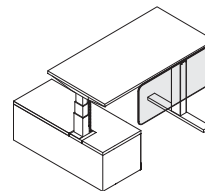
**Location of the Ology, Migration SE, and Slim Leg HAD port in tops** is determined by the application orientation. If right leg is integrated into storage, it is a right application. Ology or Migration SE desks cannot be placed in the middle of the common top.

**Tops for Ology, Migration SE, and Slim Leg HAD application** feature a cutout for legs and are used on individual storage units.

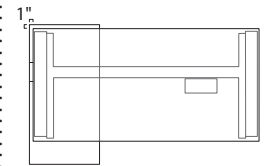
**Common tops for Ology, Migration SE, and Slim Leg HAD application** can be used with two units side-by-side when one storage unit is required for leg integration.



**Common tops for Ology, Migration SE, and Slim Leg HAD open units application** are available when ganging height adjustable desk integrated storage units to other lower storage units of the same height and depth.



**Universal privacy/modesty screens** must be undersized and justified to the outside when used with a storage unit.



**To help avoid pinch points**, the One-High and 1.5-High lower storage for height-adjustable desk application extends 1" past the back of the height-adjustable desk worksurface.

## Surface Materials

### Case

- Low-Pressure Laminate
  - High-Pressure Laminate
- Tip: For more information on Low-Pressure and High-Pressure Laminate, please see Surface Materials.*

► Page 336

### HAD Integrated Storage Case Widths and Desk Dimensions

Ology Desk Depth						
Case Width	23"	24"	29"	30"	35"	36"
30"–35 <sup>15</sup> / <sub>16</sub> "	●	●	●	●	N.A.	N.A.
36"–41 <sup>15</sup> / <sub>16</sub> "	●	●	●	●	●	●
42"–72"	●	●	●	●	●	●

Migration SE Desk Depth						
Case Width	23"	24"	29"	30"	35"	36"
30"–35 <sup>15</sup> / <sub>16</sub> "	●	N.A.	N.A.	N.A.	N.A.	N.A.
36"–41 <sup>15</sup> / <sub>16</sub> "	●	N.A.	●	N.A.	●	N.A.
42"–72"	●	N.A.	●	N.A.	●	N.A.

Tip: C-leg only available with HAD integrated storage when desk is 29"D.

Slim Leg HAD Desk Depth						
Case Width	28"	29"	30"	34"	35"	36"
30"–35 <sup>15</sup> / <sub>16</sub> "	●	●	●	N.A.	N.A.	N.A.
36"–41 <sup>15</sup> / <sub>16</sub> "	●	●	●	●	●	●
42"–72"	●	●	●	●	●	●

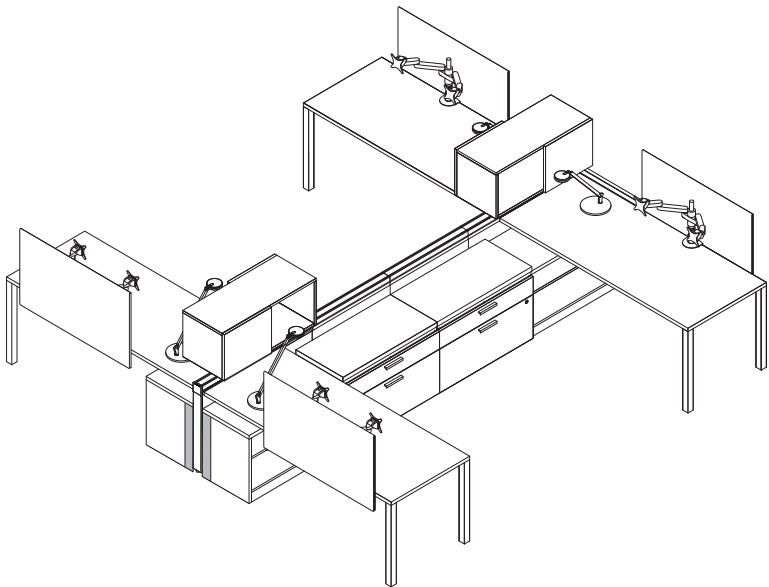
**Fillers** can be used with 18<sup>7</sup>/<sub>8</sub>"D One-High, 1.5-High, and Two-High lower storage in conditions where 24"D worksurface is desired. The filler will fill the gap between storage and panel.

► Specifying page 186

**Fillers** attach to lower storage units and to the worksurface above. Fillers cannot be used with the storage-to-beam connector to provide support to beam.

**Fillers** are laminate with matching edge banding. They are available in three heights to match the height of One-High, 1.5-High, and Two-High storage without tops.

**Fillers** should not be used to enclose location of a base power feed.



## Actual Dimensions

	One-High	1.5-High	Two-High
Depth	1"	1"	1"
Width	5 <sup>1</sup> / <sub>8</sub> "	5 <sup>1</sup> / <sub>8</sub> "	5 <sup>1</sup> / <sub>8</sub> "
Height	15 <sup>3</sup> / <sub>8</sub> "	21 <sup>3</sup> / <sub>8</sub> "	27 <sup>5</sup> / <sub>16</sub> "

*Tip: Universal laminate storage filler panels are used for units of same height with finished backs only; not for use with recessed or open back units.*

# Credenzas

**Credenzas** come in various depths, heights, and storage configurations.  
► Specifying, pages 192, 196, and 206

**Full storage credenzas** are available in 18<sup>7</sup>/<sub>8</sub>"D and 24"D, and 1.5-High and Two-High heights.

**Tops** are available in either 1<sup>1</sup>/<sub>8</sub>" or 1<sup>3</sup>/<sub>8</sub>" thicknesses.

**Finished back** is included on all full storage credenzas.

**Recessed-back option** provides access to power and data outlets in panel, beam, or wall applications.

**Credenzas with kneespace** are available in 18<sup>7</sup>/<sub>8</sub>"D and 24"D, and single or double pedestal configurations.

**Modesty panels** are available on credenzas with kneespace in either full height or 1/4-height (24"D) or full height (18<sup>7</sup>/<sub>8</sub>"D).

**Grommets** ship with kneespace credenzas when specified. Grommet hole is cut at the factory.

**Drawers** are a black bore and dowel construction.

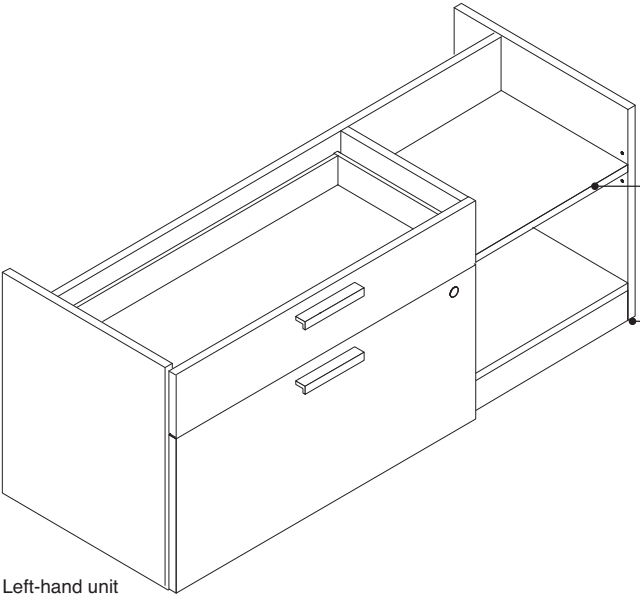
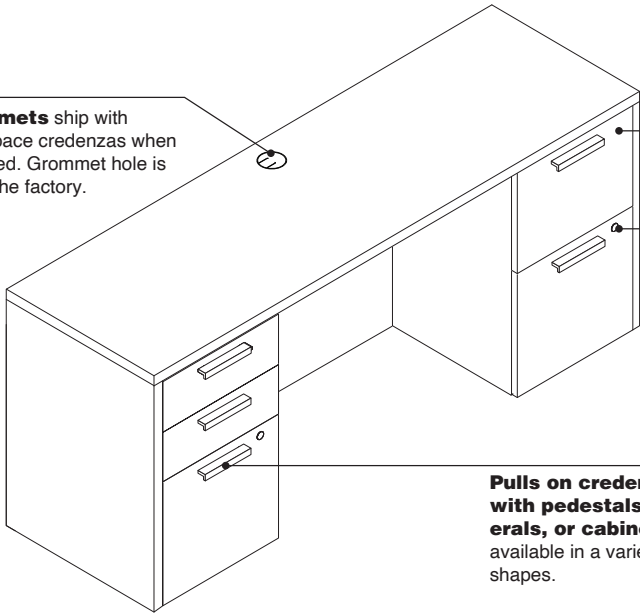
**Lock** is standard on credenzas with pedestals, laterals, or cabinets. Lock is located in either the bottom drawer, and locks the drawer it is located in and the one above, or the right-handed door. Lock cylinders must be specified separately, and are field installed.

► Lock and Keying, page 350

**Pulls on credenzas with pedestals, laterals, or cabinets** are available in a variety of shapes.

**Adjustable shelf thickness** is 3/4".

**Leveling glides** adjust to install credenzas on uneven floors and have a 1<sup>1</sup>/<sub>4</sub>" adjustable glide range.



Left-hand unit

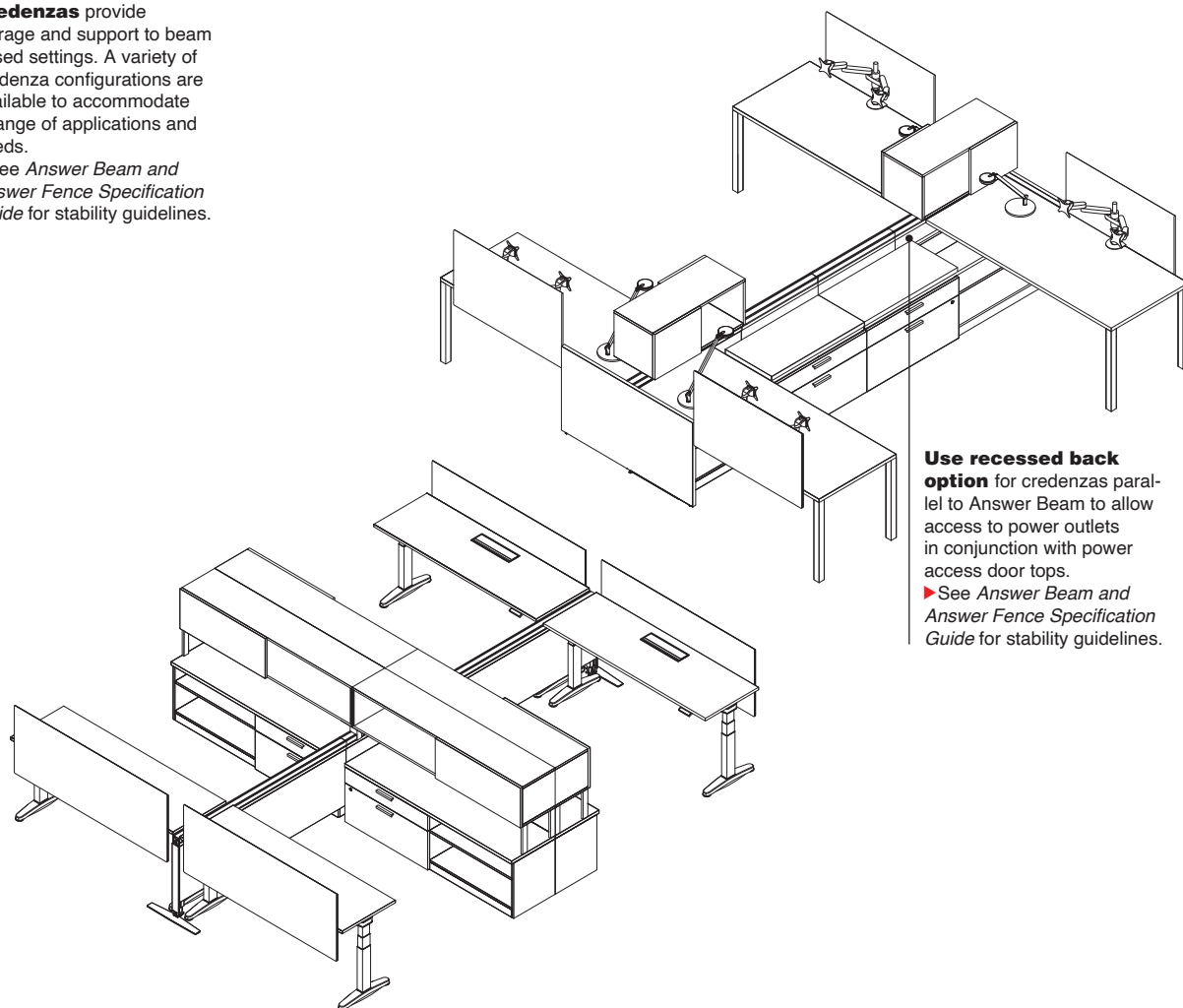
## Actual Dimensions

	Low-Pressure Laminate	High-Pressure Laminate
Worksurface/ Top Thickness – 1 <sup>1</sup> / <sub>8</sub> " core	1 <sup>1</sup> / <sub>8</sub> "	1 <sup>3</sup> / <sub>16</sub> "
Worksurface/ Top Thickness – 1 <sup>3</sup> / <sub>8</sub> " core	1 <sup>3</sup> / <sub>8</sub> "	1 <sup>7</sup> / <sub>16</sub> "

Tip: Top thickness differs based on the worksurface thickness and materiality specified.

**Credenzas** provide storage and support to beam based settings. A variety of credenza configurations are available to accommodate a range of applications and needs.

► See *Answer Beam and Answer Fence Specification Guide* for stability guidelines.



**Use recessed back option** for credenzas parallel to Answer Beam to allow access to power outlets in conjunction with power access door tops.

► See *Answer Beam and Answer Fence Specification Guide* for stability guidelines.

## Actual Dimensions

### Full Storage Credenzas

	Open/Open	Open/ Lateral File	Lateral File/ Lateral File	Lateral File/ Cabinet	Cabinet/ Cabinet
Depth	18 <sup>7</sup> / <sub>8</sub> "–24"	18 <sup>7</sup> / <sub>8</sub> "–24"	18 <sup>7</sup> / <sub>8</sub> "–24"	18 <sup>7</sup> / <sub>8</sub> "–24"	18 <sup>7</sup> / <sub>8</sub> "–24"
Width	42"–72"	42"–72"	59.815", 65.815", and 71.815"	60"–72"	60"–72"
Height	21 <sup>3</sup> / <sub>8</sub> " and 27 <sup>5</sup> / <sub>16</sub> "	21 <sup>3</sup> / <sub>8</sub> " and 27 <sup>5</sup> / <sub>16</sub> "	21 <sup>3</sup> / <sub>8</sub> " and 27 <sup>5</sup> / <sub>16</sub> "	21 <sup>3</sup> / <sub>8</sub> " and 27 <sup>5</sup> / <sub>16</sub> "	21 <sup>3</sup> / <sub>8</sub> " and 27 <sup>5</sup> / <sub>16</sub> "

### Credenzas with Kneespace

	Single Pedestal	Double Pedestal
Depth	18 <sup>7</sup> / <sub>8</sub> "–24"	18 <sup>7</sup> / <sub>8</sub> "–24"
Width	60"–72"	60"–72"
Height	28 <sup>7</sup> / <sub>16</sub> "	28 <sup>7</sup> / <sub>16</sub> "

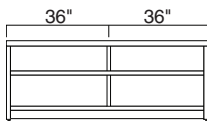
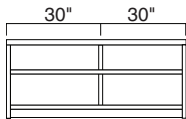
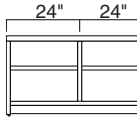
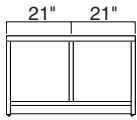
Tip: Credenzas with kneespace are standard with a 1<sup>1</sup>/<sub>8</sub>"-thick top, included in the overall height.

Tip: Height is shown without top. Top can be optioned on.

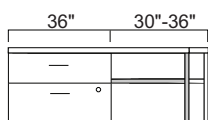
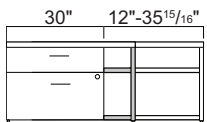
Tip: Recessed-back option is available on credenza units for use with Answer beam. The recess depth is 3<sup>3</sup>/<sub>4</sub>".

Tip: Units specified with recessed-back option will always come without top. Specify Universal top with power access door separately.

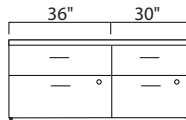
**Product Details**



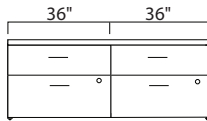
**Open/open credenzas** are divided evenly with a single center support in all widths.



**Open/lateral file credenzas 42"W-65 15/16"W** receive a 30"W file drawer. 66"W open/lateral file credenzas and above receive a 36"W lateral file.

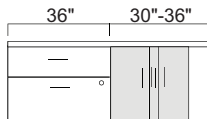
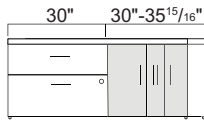


**Lateral file/lateral file credenzas in 60"W** include two 30"W file drawers.

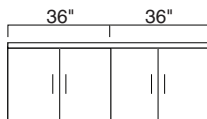
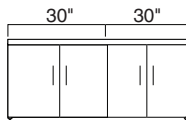


**Lateral file/lateral file credenzas in 66"W** include one 36"W file drawer and one 30"W file drawer. Specify which side you want which size lateral file on.

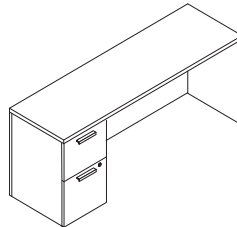
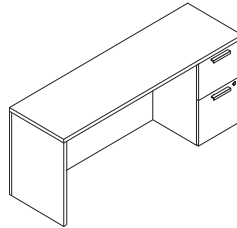
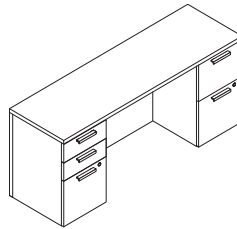
**Lateral file/lateral file credenzas in 72"W** include two 36"W file drawers.



**Lateral file/cabinet credenzas 60"W-65 15/16"W** receive a 30"W file drawer. 66"W lateral file/cabinet credenzas and above receive a 36"W lateral file.

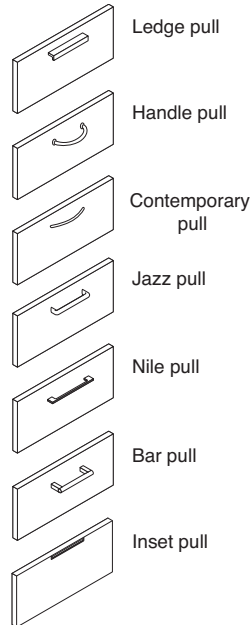


**Cabinet/cabinet credenzas** are divided evenly with a double center support on 60"W-72"W cases. All widths include four doors.



**Credenzas with kneespace** are available 60"-72"W and include either a left, right, or double pedestal configuration.

**Reinforcing channels** are ordered separately and must be used on credenzas that have 54"W or more of unsupported kneespace (70"W single pedestal units).

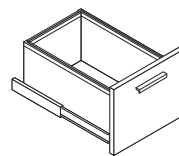


**Pulls** are available in the following styles: ledge, handle, contemporary, jazz, Nile, bar, and inset.

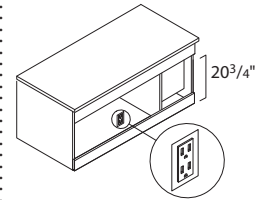
**Pilot-hole to pilot-hole dimensions** are as follows:

- Ledge: 96 mm
- Handle: 96 mm
- Contemporary: 128 mm
- Jazz: 128 mm
- Nile: 160 mm or 320 mm (depending on storage type)
- Bar: 128 mm
- Inset: N.A.

**Lateral files** receive the 320 mm Nile pull. All other storage units receive the 160 mm Nile pull.



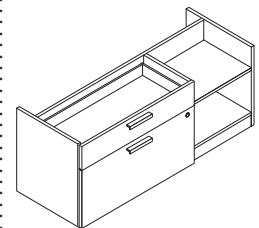
**File drawer body** is standard with integrated U-channel to accommodate hanging folder files.



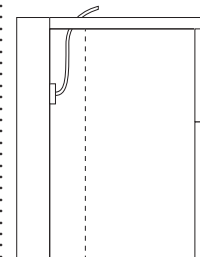
**1/4-height modesty panels** are intended for use up against a wall to provide 20 3/4" of clearance from the floor to the bottom of the modesty panel for wall power access, or 13 3/4" of clearance from the top of the bottom stretcher to the bottom of the modesty panel. Top modesty and bottom stretcher are 6 1/2" tall. Bottom stretcher is included when 1/4-height modesty is specified.

**Modesty panels and back panels** have horizontal grain direction.

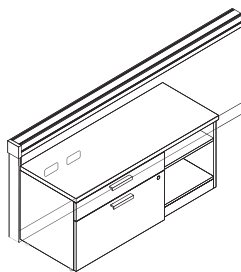
**End panels** have vertical grain direction.



**Recessed-back credenzas** inset the back of the storage by 3 3/4" to allow access to Answer beam power receptacles. Storage does not include a top.

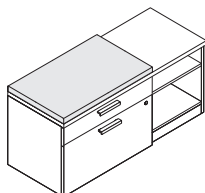


**Credenza with recessed back** should be used when storage will be placed in front of a power outlet.



**Square edge laminate top with 1/2" cord drop** must be specified with door location that aligns with outlet location on Answer Beam.

**Square edge laminate tops** feature option power access door and can be used as individual storage tops or common tops.  
▶ See *Answer Freestanding Specification Guide*.

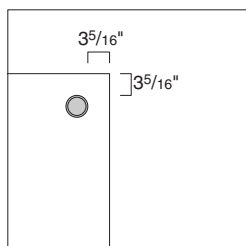


**Basic cushion** is available for use on 1.5-High and Two-High credenzas. Basic cushion is ordered separately and requires field installation.

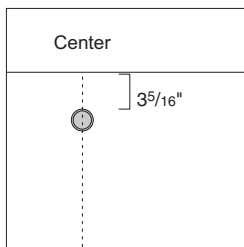
▶ See *Storage Specification Guide*.

*Tip: Basic cushion is available on credenzas with a top only.*

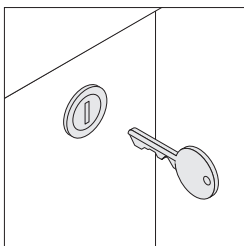
**Grommets** are 3" in diameter and available on kneespace credenzas.



**Corner grommets** are 3<sup>5</sup>/<sub>16</sub>" from the edge of the worksurface.



**Center grommets** are 3<sup>5</sup>/<sub>16</sub>" from the visitor side.



**Locks** are standard on credenzas. Lock cylinders must be specified separately, and are field installed.  
▶ Lock and Keying, page 350

**Field installed locks** are available with consecutive, specific, and random keying options. **LOCK9201FR** or **LOCK9250FR** must be specified separately.

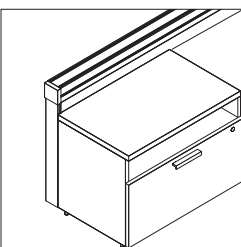
**Counterweight packages** are required to ensure product stability and are included in credenzas, or are available separately through service parts.

**Counterweight type** varies depending on size and storage configuration. Units with counterweights will ship with either standard or steel counterweights. Steel counterweight pricing will equal the price of two standard counterweights.

#### Storage capacities and dimensions

▶ See page 24

## Application Topics

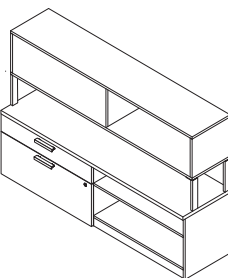


**Credenzas used to support one end of overheads or organizers** must be connected to Answer Beam using storage-to-beam connector. Use single-sided stanchion kit to connect to Answer Beam and use mid-storage supports.

**Storage-to-beam connector** can not be used with Answer panels.  
▶ See *Answer Beam and Answer Fence Specification Guide*.



**Mid-storage supports** can be used with credenzas to support the opposite end of stanchion-mounted storage on an Answer beam. These supports can also be used on both ends of an overhead unit to support if freestanding.



**Mid-storage supports** can be used on both ends of an overhead unit to the credenza unit. Credenza must be 1.5-High and include a lateral file.

## Surface Materials

**Credenzas** can be specified with different case, headset, and top laminate finishes.

*Tip: Low-Pressure Laminate headsets cannot be specified with High-Pressure Laminate cases.*

#### Credenza case

- Low-Pressure Laminate
  - High-Pressure Laminate
- Tip: For more information on Low-Pressure and High-Pressure Laminate, please see Surface Materials.*  
▶ Page 336

#### Headsets

- Low-Pressure Laminate
- High-Pressure Laminate

#### Top

- Low-Pressure Laminate
- High-Pressure Laminate

#### Ledge pull

- 4799 Platinum Metallic
- 7207 Black

#### Handle pull

- 0835 Black
- 9211 Nickel

#### Contemporary pull

- 0835 Black
- 9201 Polished Chrome
- 9211 Nickel
- 9212 Silver

#### Jazz pull

- 0835 Black
- 4799 Platinum Metallic
- 9201 Polished Chrome
- 9211 Nickel
- 9212 Silver

#### Nile pull

- 0835 Black
- 4799 Platinum Metallic
- 7280 Smooth Bronze
- 9201 Polished Chrome
- 9211 Nickel

#### Bar pull

- 0835 Black
- 9201 Polished Chrome
- 9211 Nickel
- 9212 Silver

#### Inset pull

- 4799 Platinum Metallic
- 4803 Near Black Metallic
- 7241 Arctic White

#### Lock

- 9201 Polished Chrome
- 9250 Ember Chrome

#### Drawer bodies, drawer suspensions, and glides

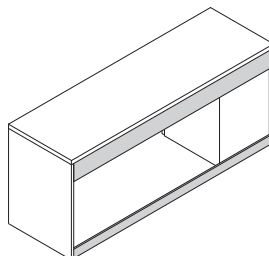
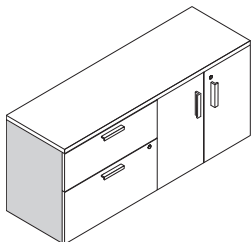
- Black

# Credenzas: Back Panel and End Panel Configurations

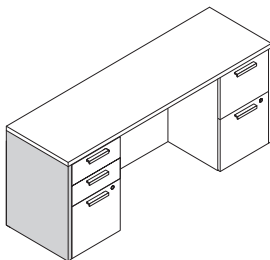
**Back and end panel configurations** vary depending on the modesty panel and storage options selected.

## End Panel Over Back Panel

- All full storage credenzas
- Credenza with kneespace, full modesty panel



Back of credenza shown







# Buffet Credenzas

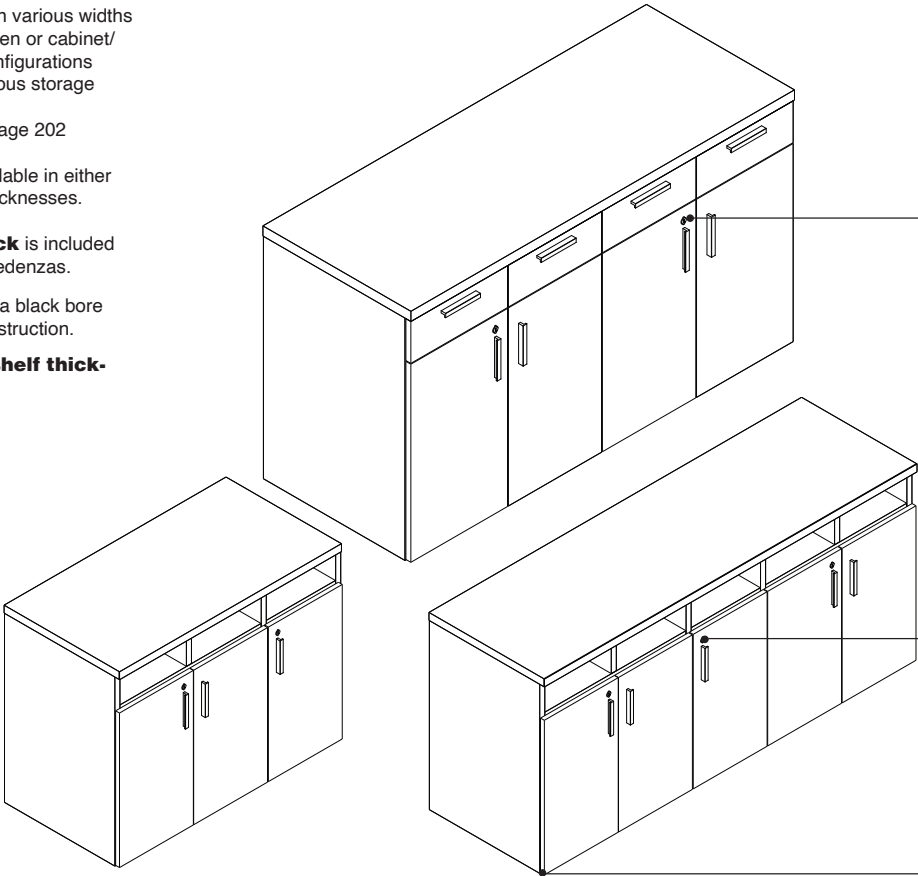
Buffet credenzas are 36"H and available in various widths and cabinet/open or cabinet/box drawer configurations to support various storage needs.  
► Specifying, page 202

Tops are available in either 1 1/8" or 1 3/8" thicknesses.

Finished back is included on all buffet credenzas.

Drawers are a black bore and dowel construction.

Adjustable shelf thickness is 3/4".



Lock is standard on buffet credenza on the cabinet-portion of the unit. Lock cylinders must be specified separately and are field installed. Drawers do not lock.  
► Lock and Keying, page 350

Pulls on buffet credenzas are available in a variety of shapes. Pulls on drawers are horizontal, and pulls on cabinets are vertical.

Leveling glides adjust to install credenzas on uneven floors and have a 1 1/4" adjustable glide range.

## Actual Dimensions

	Open/Cabinet	Box/Cabinet
Depth	24"	24"
Width	3 Door: 36"–54" 4 Door: 48"–72" 5 Door: 60"–75"	3 Door: 46.9370" 4 Door: 62.2024" 5 Door: 77.4677"
Height	36"	36"

Tip: Dimension ranges shown above are available in 1/16th" increments parametrically.

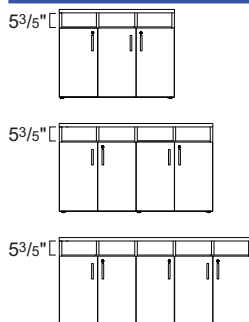
## Actual Dimensions

### Credenza Top Thickness

	Low-Pressure Laminate	High-Pressure Laminate
Worksurface/ Top Thickness – 1 1/8" core	1 1/8"	1 3/16"
Worksurface/ Top Thickness – 1 3/8" core	1 3/8"	1 7/16"

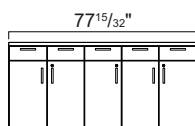
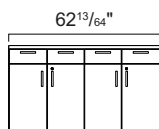
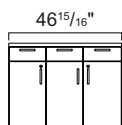
Tip: Top thickness differs based on the worksurface thickness and materiality specified.

## Product Details

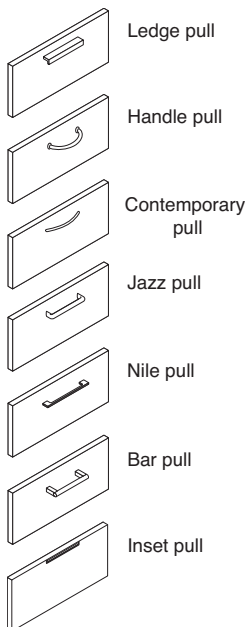


**Open/cabinet buffet credenzas** have a 5 3/5"H open unit above each cabinet door.

**Open/cabinet buffet credenzas** are parametric in width, and each door will be symmetrical in width.



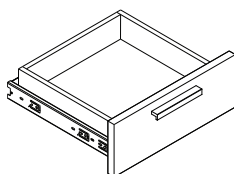
**Box drawer/cabinet buffet credenzas** are available 3-door (46 15/16"W), 4-door (62 13/64"W), and 5-door (77 15/32"W) configurations. Buffet credenzas with box drawers are not available parametrically in width.



**Pulls** are available in the following styles: ledge, handle, contemporary, jazz, Nile, bar, and inset.

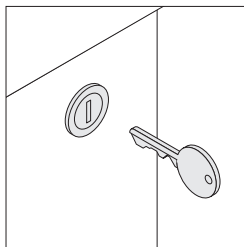
**Pilot-hole to pilot-hole dimensions** are as follows:

- Ledge: 96 mm
- Handle: 96 mm
- Contemporary: 128 mm
- Jazz: 128 mm
- Nile: 160 mm or 320 mm (depending on storage type)
- Bar: 128 mm
- Inset: N.A.



**Box drawer body** is bore and dowel black laminate.

**End panels** have vertical grain direction.



**Locks** are standard on credenzas. Lock cylinders must be specified separately, and are field installed.

► Lock and Keying, page 350

**Field installed locks** are available with consecutive, specific, and random keying options. **LOCK9201FR** or **LOCK9250FR** must be specified separately.

**Storage capacities and dimensions**

► See page 24

## Surface Materials

**Credenzas** can be specified with different case, headset, and top laminate finishes.

*Tip: Low-Pressure Laminate headsets cannot be specified with High-Pressure Laminate cases.*

### Credenza case

- Low-Pressure Laminate
- High-Pressure Laminate

*Tip: For more information on Low-Pressure and High-Pressure Laminate, please see Surface Materials.*

► Page 336

### Headsets

- Low-Pressure Laminate
- High-Pressure Laminate

### Top

- Low-Pressure Laminate
- High-Pressure Laminate

### Ledge pull

- 4799 Platinum Metallic
- 7207 Black

### Handle pull

- 0835 Black
- 9211 Nickel

### Contemporary pull

- 0835 Black
- 9201 Polished Chrome
- 9211 Nickel
- 9212 Silver

### Jazz pull

- 0835 Black
- 4799 Platinum Metallic
- 9201 Polished Chrome
- 9211 Nickel
- 9212 Silver

### Nile pull

- 0835 Black
- 4799 Platinum Metallic
- 7280 Smooth Bronze
- 9201 Polished Chrome
- 9211 Nickel

### Bar pull

- 0835 Black
- 9201 Polished Chrome
- 9211 Nickel
- 9212 Silver

### Inset pull

- 4799 Platinum Metallic
- 4803 Near Black Metallic
- 7241 Arctic White

## Lock

- 9201 Polished Chrome
- 9250 Ember Chrome

## Drawer bodies, drawer suspensions, and glides

- Black

# Bookcases

**Bookcases** offer convenient storage for binders, books, and other objects.  
► Specifying, pages 210 and 214

*Tip: Using storage with Universal Steel storage is not recommended.*

**When specifying stacking bookcases,** selecting the correct worksurface thickness of storage below, materiality, and overall desired height of the application ensures that the stacking bookcase aligns with neighboring tall storage. Bookcase height is calculated on the backend.  
► See *Specifying Stacking Bookcases*, page 12

**Top** is standard 1"H laminate.

**Finished back** is standard.

**Top shelf** is 15" below the top of the stacking bookcase, aligning with overhead bin height for a clean visual in applications with stacking bookcases and overheads.

**Shelves** adjust in 1<sup>1</sup>/<sub>4</sub>" vertical increments using a reversible bracket.

**Adjustable shelf thickness** is 1".

**Fixed shelf at worksurface height** for bookcases 66<sup>1</sup>/<sub>2</sub>"H and taller.

**Leveling glides** adjust up to 1<sup>1</sup>/<sub>4</sub>" to install bookcase on uneven floors.

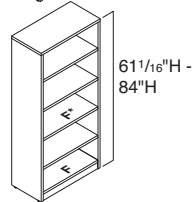
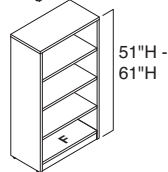
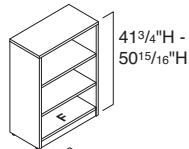
### Actual Dimensions

	Bookcase	Stacking Bookcase
Depth	15"-24"	15"-24"
Width	24"-36"	24"-36"
Height	41 <sup>3</sup> / <sub>4</sub> "-84"	N.A.
Application Height	N.A.	41 <sup>3</sup> / <sub>4</sub> "-84"

### Product Details

**Bookcases** cannot be placed over an Answer panel foot.

**Bookcases** are available with adjustable shelves. Shelves can be repositioned without using tools.



\*Fixed shelf at worksurface height for bookcases 66<sup>1</sup>/<sub>2</sub>"H and taller.

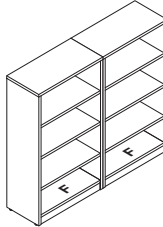
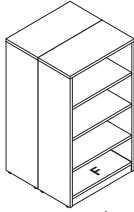
**The number of shelves per bookcase** depends on case height:

- 41<sup>3</sup>/<sub>4</sub>"H – 2 adjustable shelves, 1 fixed shelf
- 47<sup>15</sup>/<sub>16</sub>"H – 2 adjustable shelves, 1 fixed shelf
- 54<sup>1</sup>/<sub>8</sub>"H – 3 adjustable shelves, 1 fixed shelf
- 66<sup>1</sup>/<sub>2</sub>"H – 3 adjustable shelves, 2 fixed shelves
- 72"H – 3 adjustable shelves, 2 fixed shelves
- 78"H – 3 adjustable shelves, 2 fixed shelves
- 84"H – 3 adjustable shelves, 2 fixed shelves

► See *Bookcase Shelf Counts*, page 14.

**Standard-size binders** will fit in most bookcase openings.

► See *Bookcase Shelf Counts*, page 14.



**Ganging hardware** is available to provide alignment by joining adjacent components side-by-side, back-to-back, or both. Bookcases 66<sup>1</sup>/<sub>2</sub>"H and larger must be placed against a wall, if not ganged back-to-back.

**When specifying stacking bookcases**, selecting the correct worksurface thickness of the application ensures that the stacking bookcase aligns with other tall storage.

**When specifying stacking bookcases**, selecting the overall application height desired ensures that the stacking bookcase aligns with other tall storage. For example, to specify a stacking bookcase that goes into an application with a Two-High low storage unit and a 72"H tower, specify 72"H application height on **CRBKS2H**. To specify a stacking bookcase that goes into an application with a 1.5-High low storage unit and a 72"H tower, specify 72"H application height on **CRBKS15H**.

**Stacking bookcases** must be used with One-High, 1.5-High, or Two-High laterals or lower storage. Stacking bookcases cannot be freestanding.

### Surface Materials

#### Bookcase case

- Low-Pressure Laminate
- High-Pressure Laminate

*Tip: For more information on Low-Pressure and High-Pressure Laminate cases, please see Surface Materials.*

► Page 330

#### Adjustable shelf brackets

- Brushed nickel

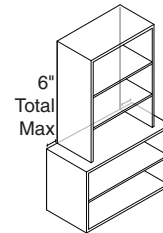
### Application Topics

#### Storage Capacities and Dimensions

► Page 24

**66<sup>1</sup>/<sub>2</sub>"H-84"H freestanding bookcases** need to be placed back-to-back or against the wall.

**Stacking bookcases** can be shorter than the supporting worksurface as long as a worksurface support or side panel of a storage unit is used under the worksurface within 6" of where the side of the stacking bookcase is loaded.



**Stacking bookcase width** must be within 6" of the under-worksurface storage width.

# Towers and Cabinets

**Towers and cabinets**

provide storage for a variety of work and personal items including: paper, binders, books, and coats.

► Specifying, pages 248–260 and 266

*Tip: Using storage with Universal Steel storage is not recommended.*

**Towers** are available in a variety of configurations combining coat storage, fixed and adjustable shelves, and box and file drawers.

**Locker space** is 8" wide and standard with a coat hook on the hinge side of the door.

**Locks** are standard on door and drawers. Lock cylinders must be specified separately, and are field installed.  
► Lock and Keying, page 350

**Finished back** is standard.

**Drawers** open their full depth for total access to the contents.

**Leveling glides** adjust to install tower and cabinet on uneven floors and have a 1¼" adjustable range.

Shelf thickness is ¾".

**The cabinet side of dual door and side access towers 66½"H and above** receive a fixed top shelf.

**Coat hook selection** results in two coat hooks, one on either side of the cabinet.

**Coat rods** are black plastic coated steel and 0.745" in diameter. Coat rods are available on 24"D cabinets. Coat rods are placed 3⅞" below the top panel if no fixed shelf is specified. Coat rods are placed 3" below the shelf if "fixed shelf" is specified.

**Cabinets 66½"H and taller** receive a fixed top shelf.

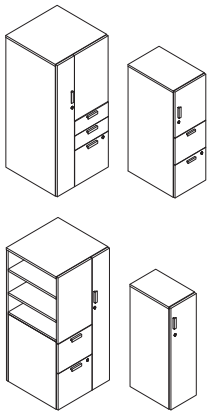
Actual Dimensions				
	Single Door with Drawers	Dual Door with Drawers	Side Access Tower with Drawers	Single Door Cabinet
Depth	18⅞"–24"	18⅞"–24"	24"	18⅞"–24"
Width	15 <sup>29</sup> / <sub>32</sub> "	24"	24"	12"–24"
Height	41¾"–84"	41¾"–84"	41¾"–84"	41¾"–84"

*Tip: Dimension ranges shown above are available in 1⁄16" increments parametrically.*

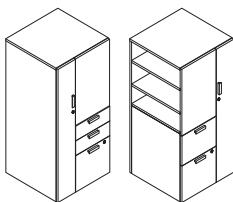
## Product Details

**Parametric height towers** flex the height of the locker above the drawers. Drawer heights remain constant.

**Towers and cabinets** cannot be placed over an Answer panel foot.

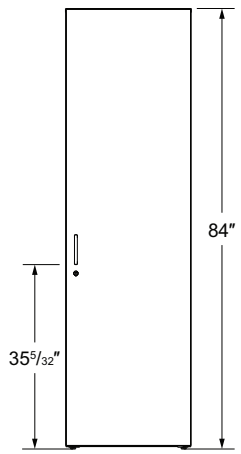
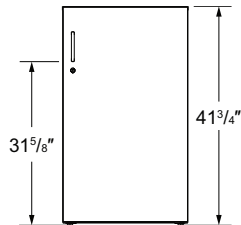


**Towers and cabinets** are available in heights that align with Answer panels and other storage units.



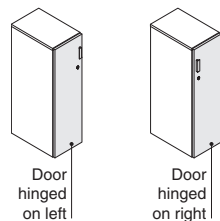
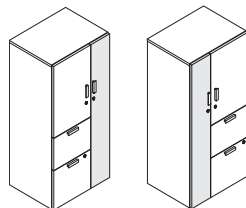
**Tower and cabinet** combines coat storage, box and file drawers, and adjustable shelves.

**Adjustable shelf count** varies by height and style. Please see *Interior Configurations*, page 10, for more information.



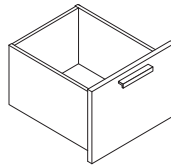
**Cabinet pull placement** varies depending on the height of cabinet.

- 41 3/4"H and 47 15/16"H cabinets: bottom of pull is at 31 5/8"H
- 54 1/8"H, 66 1/2"H, 72"H, 78"H, and 84"H cabinets: bottom of pulls is at 35 5/32"H



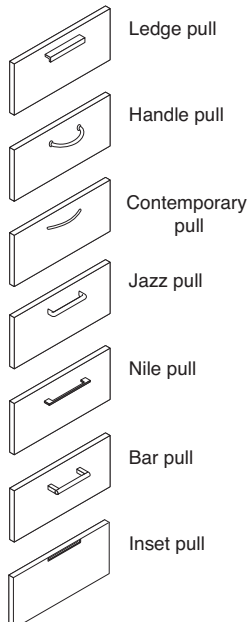
**Door on cabinet** is full height and can be hinged on the left or right. Coat hook is always located on the same side as the door hinge.

**Box drawers** are black, bore and dowel construction.



**File drawer body** is standard with integral top rail to accommodate hanging file folders.

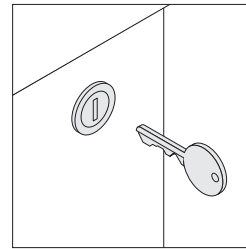
**Tower doors** use a 110° full overlay hinge.



**Pulls** are available in the following styles: ledge, handle, contemporary, jazz, nile, bar, and inset.

**Pilot-hole to pilot-hole dimensions** are as follows:

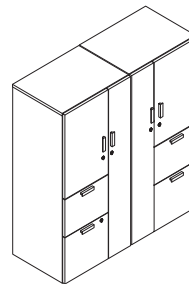
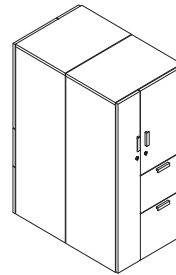
- Ledge: 96 mm
- Handle: 96 mm
- Contemporary: 128 mm
- Jazz: 128 mm
- Nile: 160 mm or 320 mm (depending on storage type)
- Bar: 128 mm
- Inset: N.A.



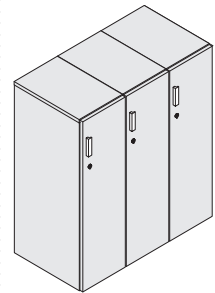

**Locks** come standard on towers and cabinets. Lock cylinders must be specified separately, and are field installed.

**Field installed locks** are available with consecutive, specific, and random keying options. Field installed lock cylinders, **LOCK9201FR** or **LOCK9250FR** must be specified separately.

► Lock and Keying, page 350



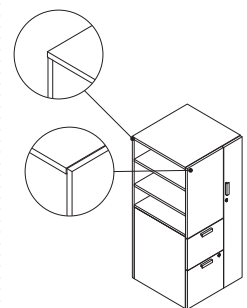
**Ganging hardware** is available to provide alignment by joining adjacent storage components side-by-side, back-to-back, or both.



**Cabinets** must be attached to adjacent storage, a wall, or in a run of multiple cabinets, to ensure stability and prevent tipping. See *Cabinet Stability Guidelines*, page 11, for details of how many cabinets are required in the run based on cabinet size.

**Towers 72"H and taller** must be attached to another unit or the wall.

**Counterweight packages** are required to ensure product stability and are ordered as an option or separately. Product specification pages indicate the correct counterweight package for each style number and any exceptions where counterweights are not required.



**Side access tower construction** is as follows:

- Front panel over top panel
- Top panel over back panel

## Surface Materials

**Storage** can be specified with different case, headset, and top laminate finishes.

*Tip: LPL headsets cannot be specified with HPL cases.*

### Low storage or lateral file case

- Low-Pressure Laminate
- High-Pressure Laminate

*Tip: For more information on Low-Pressure and High-Pressure Laminate, please see Surface Materials.*

► Page 336

### Headsets

- Low-Pressure Laminate
- High-Pressure Laminate

### Ledge pull

- 4799 Platinum Metallic
- 7207 Black

### Handle pull

- 0835 Black
- 9211 Nickel

### Contemporary pull

- 0835 Black
- 9201 Polished Chrome
- 9211 Nickel
- 9212 Silver

### Jazz pull

- 0835 Black
- 4799 Platinum Metallic
- 9201 Polished Chrome
- 9211 Nickel
- 9212 Silver

### Nile pull

- 0835 Black
- 4799 Platinum Metallic
- 7280 Smooth Bronze
- 9201 Polished Chrome
- 9211 Nickel

### Bar pull

- 0835 Black
- 9201 Polished Chrome
- 9211 Nickel
- 9212 Silver

### Inset pull

- 4799 Platinum Metallic
- 4803 Near Black Metallic
- 7241 Arctic White

### Lock

- 9201 Polished Chrome
- 9250 Ember Chrome

### Drawer bodies, drawer suspensions, and glides

- Black

### Tower drawer fronts

specified in High-Pressure Laminate will have High-Pressure Laminate on both the front and the back.

All other High-Pressure Laminate drawer fronts have High-Pressure Laminate on the front, and backer material on the back.



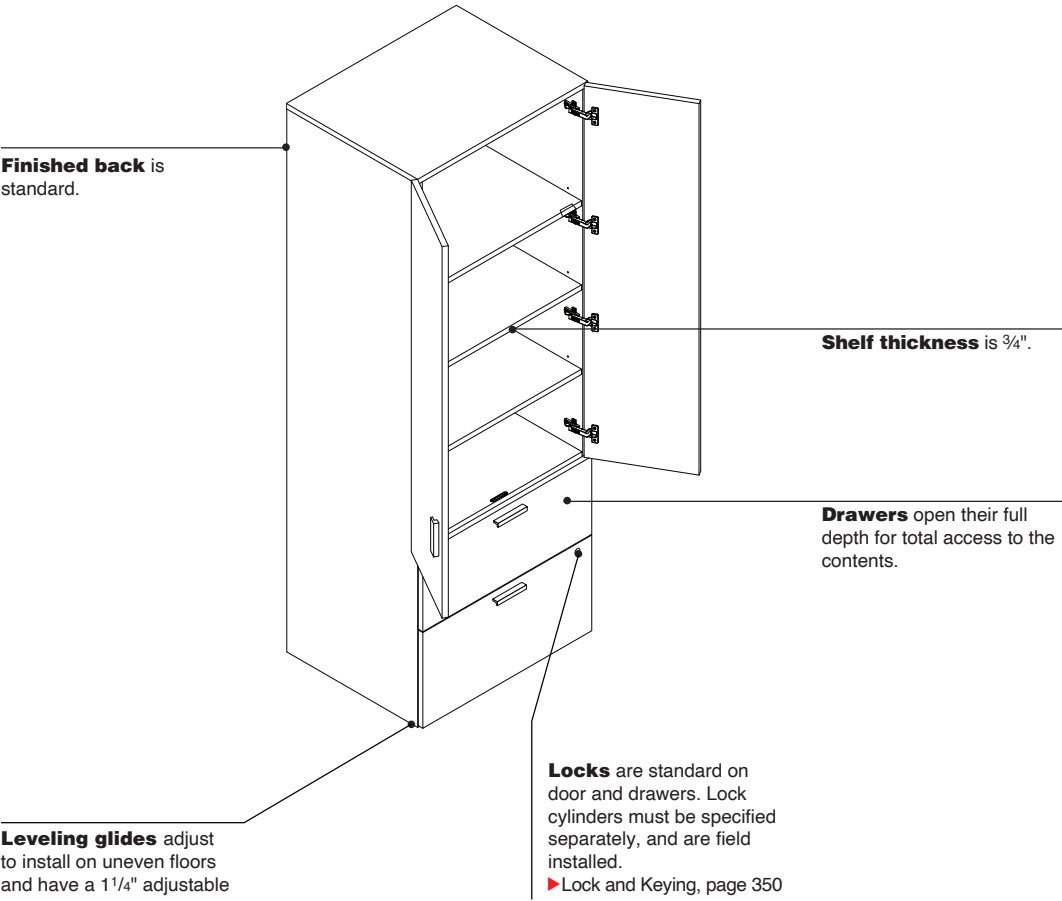


# Combination Cabinets

**Combination cabinets**

provide storage for a variety of work and personal items including: paper, binders, and books.

► Specifying, page 222



Actual Dimensions	
Depth	18 <sup>7</sup> / <sub>8</sub> "–24"
Width	30", 36"
Height	47 <sup>15</sup> / <sub>16</sub> "–84"

Tip: Dimension ranges shown above are available in 1/16th inch increments parametrically.

**Product Details**

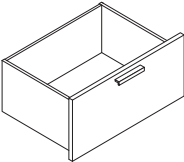
**Parametric height combination cabinets** flex the height of the locker above the drawers. Drawer heights remain constant.

**Combination cabinets** cannot be placed over an Answer panel foot.

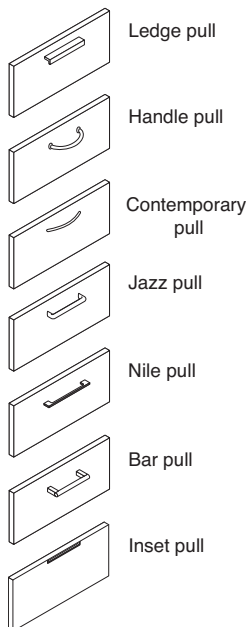
**Combination cabinets** are available in heights that align with Answer panels and other storage units.

**Adjustable shelf count** varies by height. Please see *Storage Capacities and Dimensions*, page 24, for more information.

**Drawers** are black, bore and dowel construction.



**File drawer body** is standard with integral top rail to accommodate hanging file folders.

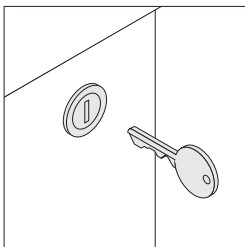


**Pulls** are available in the following styles: ledge, handle, contemporary, jazz, nile, bar, and inset.

**Pilot-hole to pilot-hole dimensions** are as follows:

- Ledge: 96 mm
- Handle: 96 mm
- Contemporary: 128 mm
- Jazz: 128 mm
- Nile: 160 mm or 320 mm (depending on storage type)
- Bar: 128 mm
- Inset: N.A.

**Combination cabinets** receive 320 mm nile pull.



**Locks** come standard on towers and cabinets. Lock cylinders must be specified separately, and are field installed.

**Field installed locks** are available with consecutive, specific, and random keying options. Field installed lock cylinders, **LOCK9201FR** or **LOCK9250FR** must be specified separately.

► Lock and Keying, page 350

## Surface Materials

**Storage** can be specified with different case, headset, and top laminate finishes.

*Tip: LPL headsets cannot be specified with HPL cases.*

### Case

- Low-Pressure Laminate
- High-Pressure Laminate

*Tip: For more information on Low-Pressure and High-Pressure Laminate, please see Surface Materials.*

► Page 336

### Headsets

- Low-Pressure Laminate
- High-Pressure Laminate

### Ledge pull

- 4799 Platinum Metallic
- 7207 Black

### Handle pull

- 0835 Black
- 9211 Nickel

### Contemporary pull

- 0835 Black
- 9201 Polished Chrome
- 9211 Nickel
- 9212 Silver

### Jazz pull

- 0835 Black
- 4799 Platinum Metallic
- 9201 Polished Chrome
- 9211 Nickel
- 9212 Silver

### Nile pull

- 0835 Black
- 4799 Platinum Metallic
- 7280 Smooth Bronze
- 9201 Polished Chrome
- 9211 Nickel

### Bar pull

- 0835 Black
- 9201 Polished Chrome
- 9211 Nickel
- 9212 Silver

### Inset pull

- 4799 Platinum Metallic
- 4803 Near Black Metallic
- 7241 Arctic White

### Lock

- 9201 Polished Chrome
- 9250 Ember Chrome

### Drawer bodies, drawer suspensions, and glides

- Black

# Overheads and Organizers

**Overheads and organizers** provide storage above a worksurface and can be used in a variety of applications.

*Tip: Using storage with Universal Steel storage is not recommended.*

► Specifying, pages 224–236

## Sliding door overheads

have a non-locking sliding door. Door is available in Low-Pressure Laminate, High-Pressure Laminate, and optional markerboard surface.

*Tip: Markerboard is slightly thicker than the standard laminate.*

## Hinged door overheads

have two, three, or four locking doors depending on width. Doors are available in Low-Pressure Laminate and High-Pressure Laminate.

*Tip: Markerboard is slightly thicker than the standard laminate.*

**Open overheads** have two equal-spaced openings.

## Stacking overheads

have end panels that allow the storage to sit on top of a worksurface. Stacking overheads allow for easy installation, and do not require anchoring to a wall. Stacking overheads must be placed up against a wall or back to back with a similar height unit.

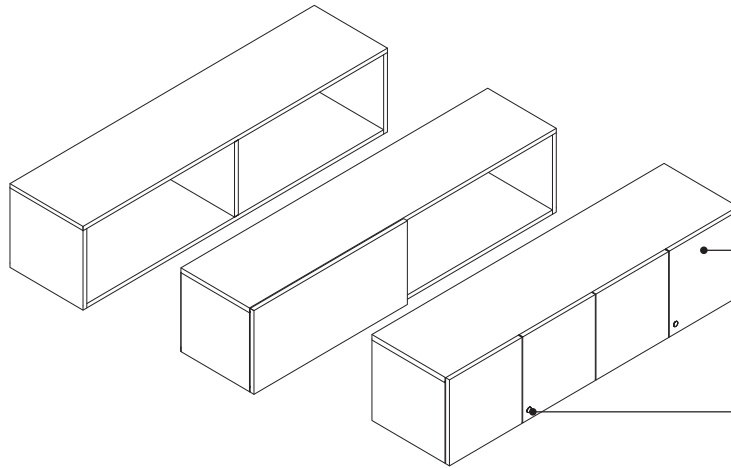
## Stacking overheads

include a 1½" reveal for cable management.

## Tackboards for use with stacking overhead applications

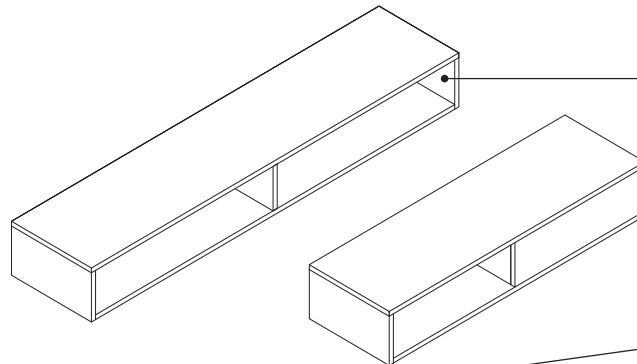
will automatically deduct 2¼" from the overall width of tackboard and 1½" from the height of the tackboard to account for cable management clearance.

**Stacking overheads** are intended to go above Two-High storage and desking.

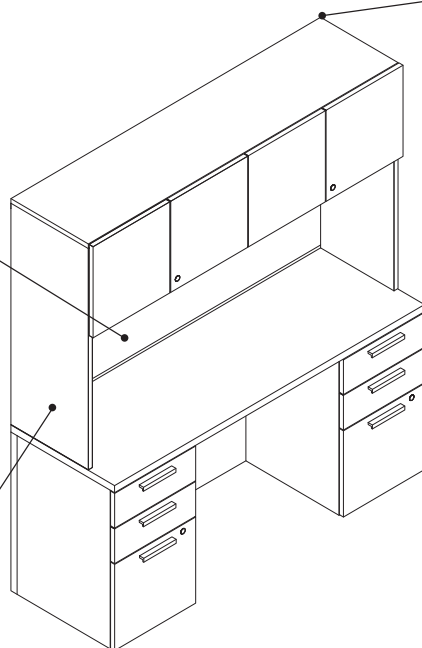


**Personal overhead and organizer configurations** provide access on one side of a unit. Cases have a fixed divider in the middle.

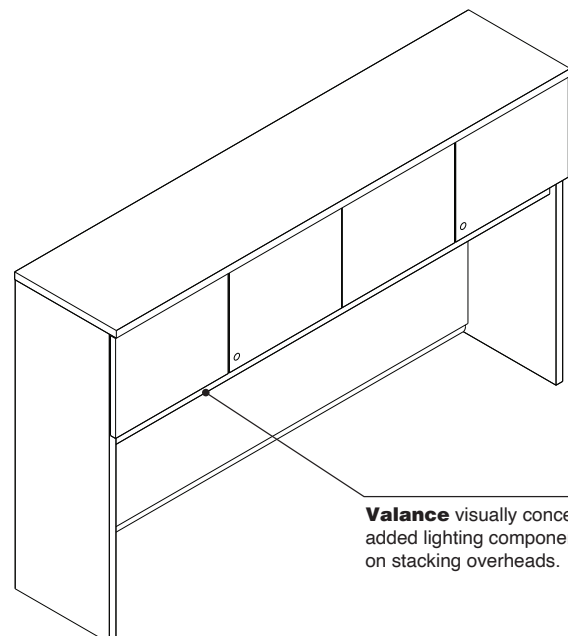
**Lock** is standard on overheads with hinged doors. Locks are specified with storage, but shipped separately. Locks are field installed.



**Shared overheads and organizer configurations** provide dual sided access.



**Finished top, back, and sides** are standard on overheads and organizers.

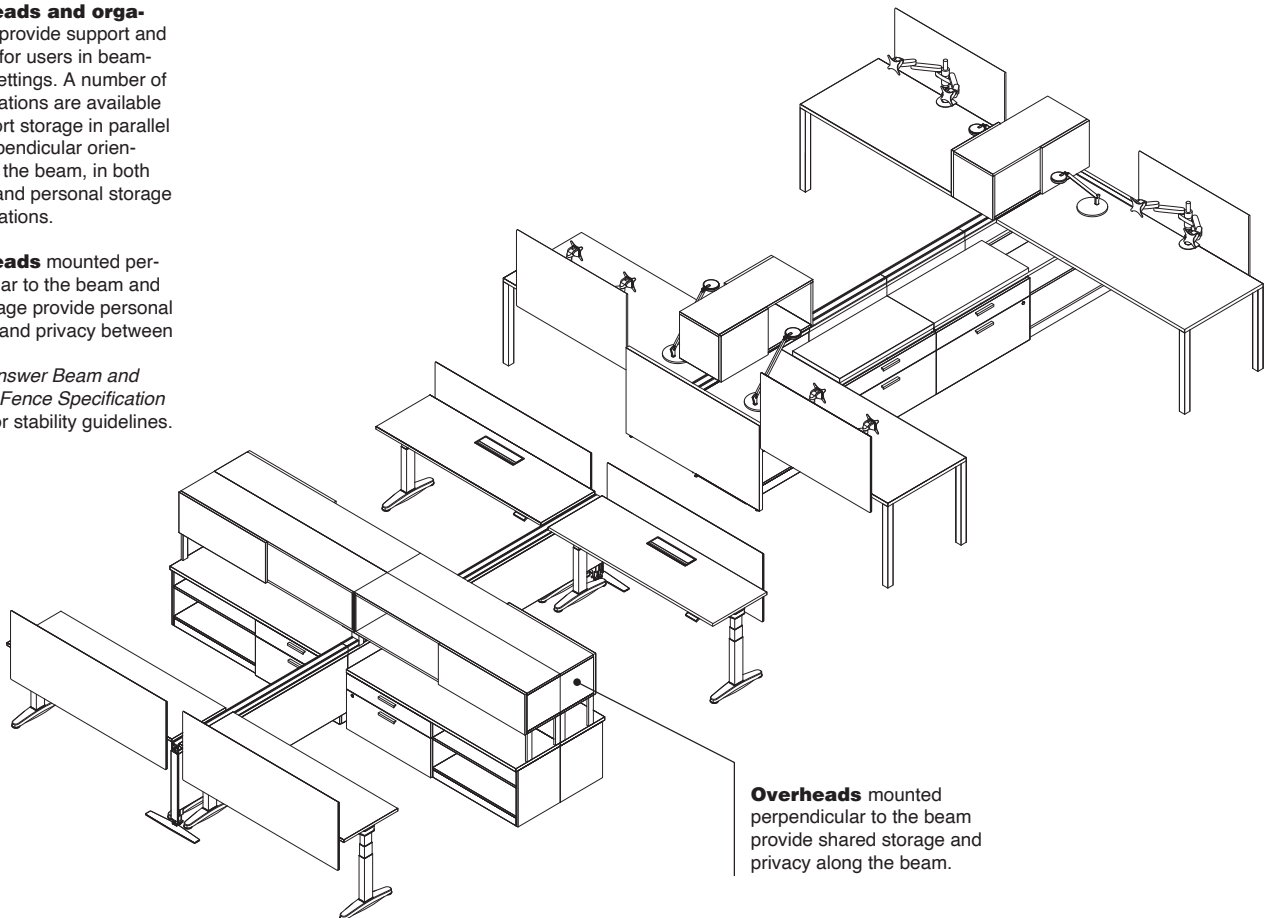


**Valance** visually conceals added lighting components on stacking overheads.

**Overheads and organizers** provide support and storage for users in beam-based settings. A number of configurations are available to support storage in parallel and perpendicular orientation to the beam, in both shared and personal storage configurations.

**Overheads** mounted perpendicular to the beam and low storage provide personal storage and privacy between users.

► See *Answer Beam and Answer Fence Specification Guide* for stability guidelines.



## Actual Dimensions

### Standard Widths\*

	Overheads with Sliding or Hinged Doors	Overheads with Open Fronts	Organizer
Depth	16"	15"	15"
Width	36"–75"	36"–75"	36"–75"
Storage Bin Height	15"	15"	8 <sup>27</sup> / <sub>32</sub> "

*Tip: Width is available parametrically in 1/16" inch increments.*

### Single-Sided Perpendicular, Answer Beam Application\*\*

	Overheads with Sliding or Hinged Doors	Overheads with Open Fronts	Organizer
Depth	16"	15"	15"
Width	63", 69", and 75"	63", 69", and 75"	63", 69", and 75"
Storage Bin Height	15"	15"	8 <sup>27</sup> / <sub>32</sub> "

### Dual-Sided Perpendicular, Answer Beam Application\*\*\*

	Overheads with Sliding or Hinged Doors	Overheads with Open Fronts	Organizer
Depth	16"	15"	15"
Width	61 <sup>1</sup> / <sub>2</sub> ", 67 <sup>1</sup> / <sub>2</sub> ", and 73 <sup>1</sup> / <sub>2</sub> "	61 <sup>1</sup> / <sub>2</sub> ", 67 <sup>1</sup> / <sub>2</sub> ", and 73 <sup>1</sup> / <sub>2</sub> "	61 <sup>1</sup> / <sub>2</sub> ", 67 <sup>1</sup> / <sub>2</sub> ", and 73 <sup>1</sup> / <sub>2</sub> "
Storage Bin Height	15"	15"	8 <sup>27</sup> / <sub>32</sub> "

\*Units are on module to match width of panel, Answer beam, or other 6" module product dimensions.

\*\* Units are 3" wider than module to accommodate width of Answer beam.

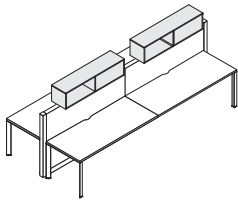
\*\*\* Units are 1<sup>1</sup>/<sub>2</sub>" wider than module to partially overlap the Answer beam.

## Product Details

**Overheads and organizers have varying counts of doors or openings** based on door-type and width.

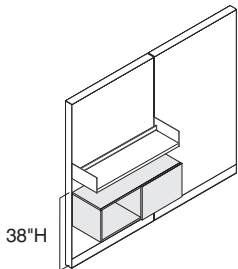
- Overheads with no doors less than 72"W have two openings.
- Overheads with no doors 72"W or wider have four openings.
- Organizers less than 72"W have two openings.
- Organizers 72"W or wider have four openings.
- Overheads with hinged doors less than 42"W have two doors.
- Overheads with hinged doors 42"W–65<sup>15</sup>/<sub>16</sub>"W have three doors.
- Overheads with hinged doors 66"W or wider have four doors.
- Overheads with sliding doors always have one door that slides between two openings, any width.

**Overheads and organizers** mount on Answer as face mount, top cap mount, and perpendicular face mount applications.



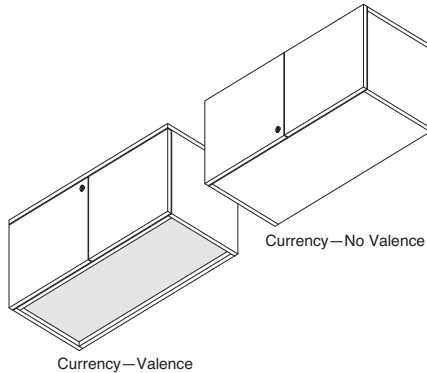
**Two cap mount brackets** are available in Answer Solutions Specification Guide for use with overheads and organizers.

► See Stability Guidelines in *Answer Solutions Specification Guide*.



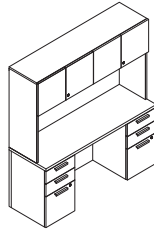
**Overheads** may be mounted at 38"H or lower if another panel mounted component prevents it from being seated upon. Overhead storage height accepts standard and A4 binders.

**Organizers** are available personal or shared. Personal provides storage on one side only. Shared storage is divided down the center, with half storage on one side and half storage on the opposite side. Personal storage has a center divider.

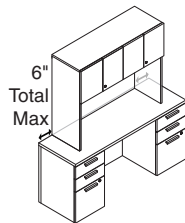


**Overheads** are designed differently than legacy overheads. Please note overheads do not have a light-concealing valance. If light is still to be added to underside of overhead, refer to "actual dimension" tables of lighting options to confirm light width doesn't exceed case width.

**Light valances** are available on stacking overheads only.

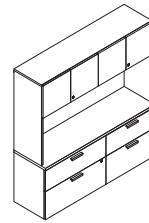


**Stacking overheads** attach to the top of a credenza, desk, desk shell, or Two-High freestanding laterals or low storage, using hardware included with the overhead unit. When placed on top of multiple lateral files or low storage, the storage units must be ganged together. Stacking overheads have a 1<sup>1</sup>/<sub>2</sub>" reveal for cable pass-through.



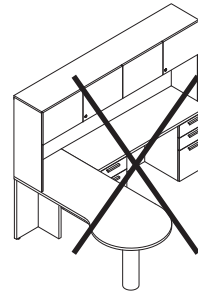
**Under worksurface storage width** must be no greater than 6" wider than stacking overhead.

**Style numbers specifically for Answer Beam** can be used in perpendicular applications only. Non-Answer Beam specific style numbers specified with Answer Beam attachment bracket can be used with parallel applications only.

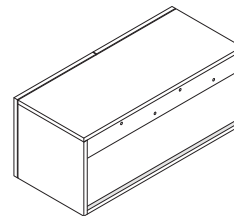


**Stacking overheads** can be used with lateral file/lateral credenza configurations, but must be specified parametrically.

- 60"W lateral/lateral credenza in LPL = 59.75"W stacking overhead.
- 60"W lateral/lateral credenza in HPL = 59.875"W stacking overhead.
- 66"W lateral/lateral credenza in LPL = 65.75"W stacking overhead.
- 66"W lateral/lateral credenza in HPL = 65.875"W stacking overhead.
- 72"W lateral/lateral credenza in LPL = 71.75"W stacking overhead.
- 72"W lateral/lateral credenza in HPL = 71.875"W stacking overhead.



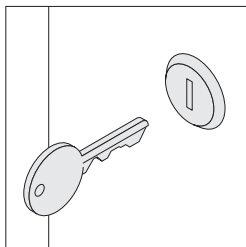
**Stacking overheads** cannot be used with P- or D-shape freestanding workspaces.



**Wall mount overheads** have a 1" gap between the back panel and end panel.

**Wall mount organizers** are available with modular width only. Parametric width is not available on wall mount organizers.

**If selecting Answer Beam, Answer panel, or top cap mount on Answer** attachment brackets, overhead must be modular.



**Locks** are standard on overheads with hinged doors. Lock cylinders must be specified separately, and are field installed.

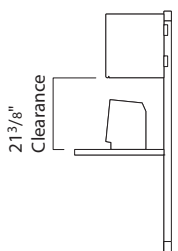
**Field installed locks** are available with consecutive, specific, and random keying options. Field installed lock cylinders, **LOCK9201FR** or **LOCK9250FR** must be specified separately.

► Lock and Keying, page 350

#### Selecting the correct worksurface thickness of the application

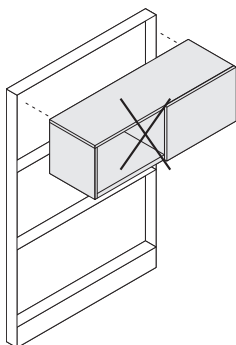
ensures that the stacking overhead aligns with other tall storage.

### Application Topics

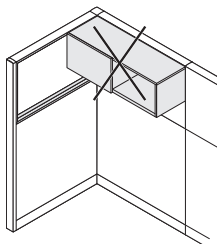


#### Clearance between worksurface and bottom of overhead

is 21<sup>3</sup>/<sub>8</sub>" when storage unit is installed in the highest position on a 66"H panel and glides are adjusted all the way into the panel.



**Hanging components** cannot hang in front of a double-pane window.



**Hanging components** cannot be used next to a double-pane window at a 90° corner.

#### Bracket options

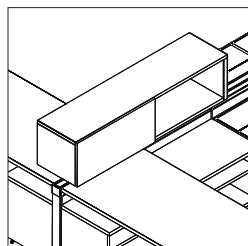
► Page 109

#### Stability Guidelines

► See Answer Beam and Answer Fence Specification Guide.

### Answer Beam Application

► See Answer Beam and Answer Fence Specification Guide.



**Standard width overheads and organizers** are on-module to align with Answer beam widths and should be used in parallel application with the beam.

#### Overheads and organizers for perpendicular application

are intended for use only with Answer Beam. They are wider than module width to accommodate the width of the beam and remain on-module with storage below.

#### In all Answer Beam applications where overhead or organizer

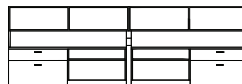
are being mounted on Answer Beam, select the appropriate bracket option. Mid-storage support and stanchion kits for mounting with Answer Beam must be ordered separately.

► See Answer Beam and Answer Fence Specification Guide.



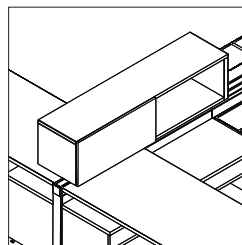
**Units for single-sided perpendicular application** are dimensioned 3" wider than module width to fully overlap the beam and align with on-module storage on the other end.

*Tip: Units for single-sided perpendicular application should only be used with Answer Beam.*



**Units for dual-sided perpendicular application** are dimensioned 1<sup>1</sup>/<sub>2</sub>" wider than module width to partially overlap the beam.

*Tip: Units for dual-sided perpendicular application should only be used with Answer Beam.*



**Units for parallel application** are on-module width and can be used anywhere along a beam.

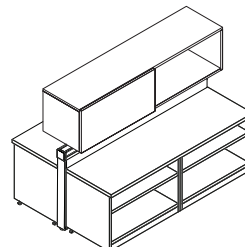
#### Low storage or credenzas

used to support one end of overheads or organizers must be connected to Answer Beam using storage-to-beam connector.

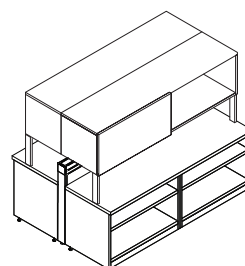
**Storage-to-beam connector** can not be used with Answer panels.

**When overheads** are placed side-by-side in parallel application to Answer beam, it is recommended that the lower units be ganged. **TSBAWAK** is the style number for the ganging bracket to use for low and mid-storage in beam applications.

► See Answer Beam and Answer Fence Specification Guide.



**Shared storage in parallel application** should always be centered over the beam.



**Personal storage in parallel application** can be used back-to-back.

*Tip: Use centered stanchions and mid-storage supports to support the front edge of the overhead unit.*

**Overheads and organizers in parallel applications** must not extend past end of beam.

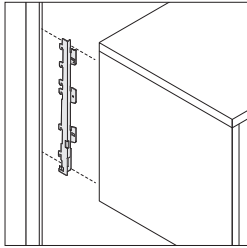
*Tip: Beam-mounted storage is not allowed in freestanding beam configurations.*

► See Answer Beam and Answer Fence Specification Guide.

**Stacking overheads** can be shorter than the supporting worksurface as long as a worksurface support or side panel of a storage unit is used under the worksurface within 6" of where the side of the stacking overhead is loaded.

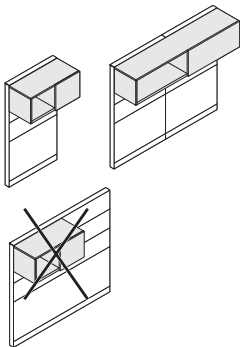


## Connections

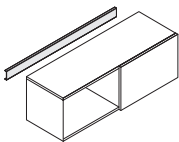


**On-module attachment brackets** are used to mount overheads on panels of the same width as overheads and are available as an option.

**Safety catch** locks overhead storage unit to frame to prevent accidental removal.



**Width of overhead** must match the width of the panel or panels that it is attached to when using an on-module bracket. Overhead may span up to two frames.

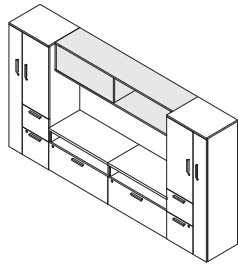


**Horizontal wall attachment brackets** are available to attach overhead storage to the wall of building.

**Laminate overheads and organizers up to 48"W** can attach on-module to Answer panels. Sizes larger than 48"W cannot be panel mounted. Follow the Answer panel stability rules.

*Tip: End-mount brackets are not available for use with Answer panels.*

► See *Answer Solutions Specification Guide*.

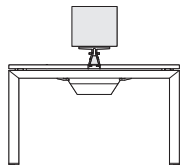


**Overheads and organizers** have many different attachment methods.

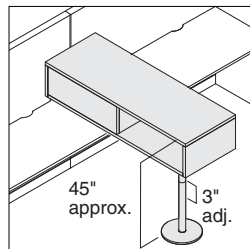
► See page 109.



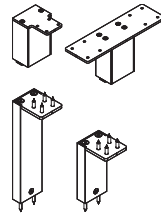
**Overhead cabinets** can attach so they align with tower, vertical cabinet, and panel heights.



**Storage** is always centered on the dual-sided bench when used in parallel application.

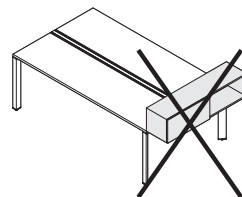
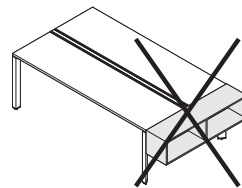


**Column height at shortest level** is 29<sup>7</sup>/<sub>8</sub>"H. Column will then adjust upward 3" for leveling. Height from floor to top of box is approximately 45".



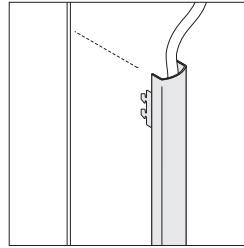
**When ganging storage units together for Answer Beam application**, use ganging bracket **AWAK**. When ganging overheads and organizers for Answer Beam applications, use ganging bracket **TSBAWAK**. Use mid-storage supports or stanchion supports when mounting overheads and organizers for Answer Beam applications.

► See *Answer Beam and Answer Fence Specification Guide*.



**Overheads and organizers** cannot be used as end counter storage on FrameOne.

## Wiring and Cabling



**Vertical wire managers** are available to conceal cords that are routed from light mounted beneath overhead storage.

## Surface Materials

### Case

- Low-Pressure Laminate
- High-Pressure Laminate

### Headsets

- Low-Pressure Laminate
- High-Pressure Laminate
- White Markerboard (2977) —sliding door only

*Tip: For more information on Low-Pressure and High-Pressure Laminate, please see Surface Materials.*

► Page 336

### Locks

- 9201 Polished Chrome
- 9250 Ember chrome

### On-module attachment brackets

- Black paint only



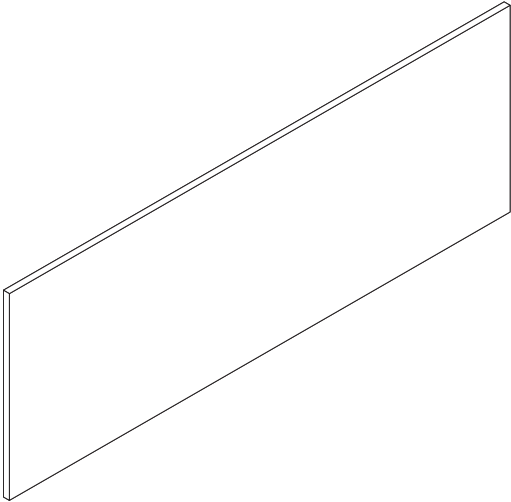
Bracket Options		
	Personal Overhead/Organizer	Shared Overhead/Organizer
<b>Wall Mount</b>	Select wall mount option. Brackets included.	N.A.
<b>Suspended between Towers</b>	Select suspended between towers option. Order cabinet-to-cabinet attachment kit ( <b>AWAK</b> ) separately.	Select suspended between towers option. Order cabinet-to-cabinet attachment kit ( <b>AWAK</b> ) separately.
<b>Answer Panel Mount</b>	Select Answer panel bracket option for use with overheads and organizers up to 48"W only. Sizes larger than 48"W cannot be panel mounted. Must comply with Answer Stability Guidelines, see the <i>Answer Solutions Specification Guide</i> . Brackets included. Answer panel mount can only be utilized on modular sizes.	N.A.
<b>Answer Duo Support Column (Perpendicular)</b>	Select Answer Duo support column option for use with 54"W to 66"W overheads or organizers only. Must comply with Answer Stability Guidelines, see the <i>Answer Solutions Specification Guide</i> . Brackets and column included.	Select Answer Duo support column option for use with 54"W to 66"W overheads or organizers only. Must comply with Answer Stability Guidelines, see the <i>Answer Solutions Specification Guide</i> .
<b>Top Cap Mount on Answer</b>	Select top cap mount on Answer option. Order Answer top cap mount brackets separately, for use with overheads or organizers up to 72"W only. Sizes larger than 72"W cannot be panel mounted. Must comply with Answer Stability Guidelines, see the <i>Answer Solutions Specification Guide</i> . Order brackets separately. Top cap mount on Answer can only be utilized on modular sizes.	Select top cap mount on Answer option. Order Answer top cap mount brackets separately, for use with overheads or organizers up to 72"W only. Sizes larger than 72"W cannot be panel mounted. Must comply with Answer Stability Guidelines, see the <i>Answer Solutions Specification Guide</i> . Top cap mount on Answer can only be utilized on modular sizes.
<b>Answer Beam</b>	Select Answer Beam option. Order Answer Beam mount bracket separately, see <i>Answer Beam and Answer Fence Specification Guide</i> . Order brackets separately. Answer Beam attachment bracket can only be utilized on modular sizes.	Select Answer Beam option. Order Answer Beam mount bracket separately, see <i>Answer Beam and Answer Fence Specification Guide</i> . Answer Beam attachment bracket can only be utilized on modular sizes.

Weight Capacity							
Overhead	Weight Capacity	Wall Mount Brackets		W/Answer Beam Dual-Sided Application		W/Answer Beam Single-Sided Application	
Width	lbs	Organizer	Shared	Organizer	Shared	Organizer	Shared
36"	157 <sup>2</sup> / <sub>5</sub>	•	•				
42"	184 <sup>1</sup> / <sub>2</sub>	•	•				
48"	211 <sup>1</sup> / <sub>2</sub>	•	•				
54"	238 <sup>3</sup> / <sub>5</sub>	•	•				
60"	265 <sup>3</sup> / <sub>5</sub>	•	•				
61 <sup>1</sup> / <sub>2</sub> "	272 <sup>2</sup> / <sub>5</sub>			•	•		
63"	279 <sup>1</sup> / <sub>5</sub>					•	•
66"	292 <sup>7</sup> / <sub>10</sub>	•	•				
67 <sup>1</sup> / <sub>2</sub> "	299 <sup>1</sup> / <sub>2</sub>			•	•		
69"	306 <sup>1</sup> / <sub>5</sub>					•	•
72"	316 <sup>7</sup> / <sub>10</sub>	•	•				
73 <sup>1</sup> / <sub>2</sub> "	323 <sup>1</sup> / <sub>2</sub>			•	•		
75"	330 <sup>1</sup> / <sub>5</sub>					•	•

# Parametric Tackboards

**Tackboards** finish the space between an overhead unit and a worksurface. It is a fabric-covered tackable surface that is available parametrically by 1/16" increments in depth and height.

► Specifying page 240



## Actual Dimensions

### Tackboard

Parametric Width Range	24"W—114"W
Parametric Height Range	9 1/2"H—47 1/2"H
Thickness	1"

*Tip: Thickness includes core tackboard, spacer, and attachment hardware.*

## Product Details

**Tackboards** provide a fabric covered tackable surface above the worksurface.

**The ends of wall-mounted tackboards** are finished.

## Connections

**Tackboards** attach with hook and loop fasteners. The attachment hardware is standard with the tackboard for field installation.

## Surface Materials

### Tackboards

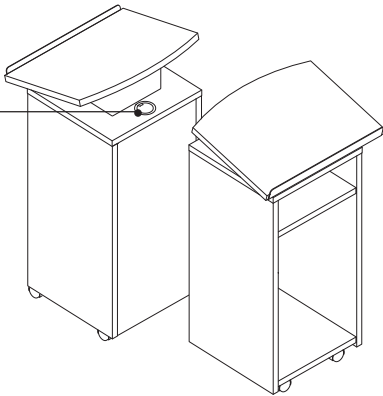
- Vertical surface fabric
  - Horizontal surface fabric
- Tip: Vertical application only available on 24"W–60"W.*



# Conference Room Furniture

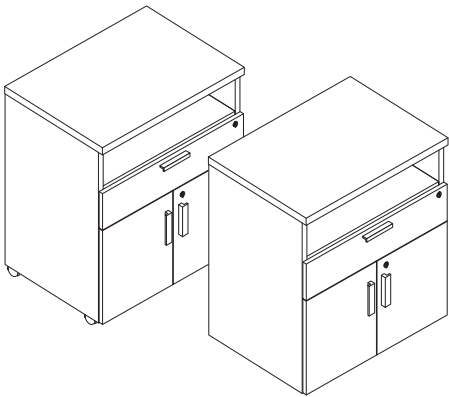
**Conference room furniture** is available for use with conference tables to complete conferencing applications.  
► Specifying, pages 242–244

**Lectern**



**Grommet** is 2" in diameter and black. Grommet ships with lectern.

**Service Cart**



Actual Dimensions		
Conference Room Furniture		
	Service Cart	Lectern
Depth	22"	18 <sup>7</sup> / <sub>8</sub> "
Width	30", 36"	24"
Height	35 <sup>1</sup> / <sub>4</sub> " (with casters), 34 <sup>5</sup> / <sub>8</sub> " (no casters)	44 <sup>7</sup> / <sub>8</sub> "

*Tip: Service cart height shown is with a 1<sup>1</sup>/<sub>8</sub>" top specification.*

Product Details

**Lecterns** are on casters to provide easy mobility and includes a 6"H fixed shelf.

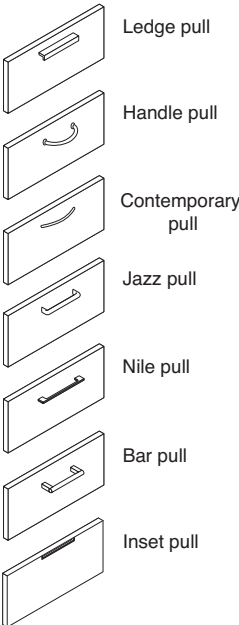
**Service carts** come in two widths to provide storage for conference supplies. The carts are available with and without casters to provide either easy mobility, or fixed storage.

**Lock** is standard on service carts. Lock cylinders must be specified separately, and are field installed.

▶ Lock and Keying, page 350

**Casters** come standard on lecterns, and are available as an option on service carts. Both include two locking and two non-locking casters. Locking casters are located on the front of the units for easy access.

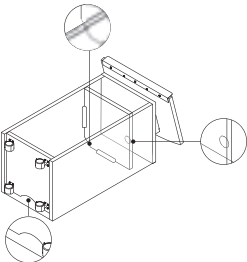
**Leveling glides** are available on service carts without casters, and adjust to install carts on uneven floors.



**Pulls on service carts** are available in the following styles: ledge, handle, contemporary, jazz, Nile, bar, and inset.

Pilot-hole to pilot-hole dimensions are as follows:

- Ledge: 96 mm
- Handle: 96 mm
- Contemporary: 128 mm
- Jazz: 128 mm
- Nile: 160 mm or 320 mm (depending on storage type)
- Bar: 128 mm
- Inset: N.A.



**Three cable pass-throughs** provide cable management within lectern.

Surface Materials

Case

- Low-Pressure Laminate

Headset

- Low-Pressure Laminate

Top

- Low-Pressure Laminate
- Tip: For more information on Low-Pressure and High-Pressure Laminate, please see Surface Materials.*

▶ Page 336

Ledge pull

- 4799 Platinum Metallic
- 7207 Black

Handle pull

- 0835 Black
- 9211 Nickel

Contemporary pull

- 0835 Black
- 9201 Polished Chrome
- 9211 Nickel
- 9212 Silver

Jazz pull

- 0835 Black
- 4799 Platinum Metallic
- 9201 Polished Chrome
- 9211 Nickel
- 9212 Silver

Nile pull

- 0835 Black
- 4799 Platinum Metallic
- 7280 Smooth Bronze
- 9201 Polished Chrome
- 9211 Nickel

Bar pull

- 0835 Black
- 9201 Polished Chrome
- 9211 Nickel
- 9212 Silver

Inset pull

- 4799 Platinum Metallic
- 4803 Near Black Metallic
- 7241 Arctic White

Lock

- 9201 Polished Chrome
- 9250 Ember Chrome


Lectern top support

- 0835 Black

Drawer bodies, drawer suspensions, and glides

- Black

Grain Direction



*Tip: Service cart headsets will not have matching grain direction.*



# Specifying Currency

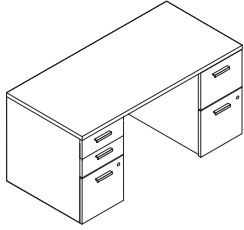
## Specifying

Desk Shells and Desks with Pedestals	<b>116</b>
Desks Shells and Desks with 6" Overhang	<b>122</b>
Bow Front Desk Shells and Desks with Pedestals	<b>126</b>
Extended Curved Corner Desk Shells	<b>130</b>
Curved Corner Desk Shells	<b>132</b>
Return Shells and Returns with Pedestals	<b>134</b>
Bridges	<b>138</b>
D-Shape and P-Shape Worksurfaces	<b>140</b>
Parametric Common Tops HAD Application	<b>142</b>
Parametric Common Tops/Worksurfaces	<b>144</b>
Round and Square Tables	<b>148</b>
Rectangle Tables	<b>150</b>
Racetrack Tables	<b>154</b>
Boat-Shaped Tables	<b>158</b>
Legs and Table Bases	<b>160</b>
Modesty Panel	<b>166</b>
1.5-High and Two-High Fixed Pedestals	<b>168</b>
Two-High Fixed Pedestals for Use with Shells	<b>170</b>
Mobile Pedestals	<b>172</b>
One-High, 1.5-High, and Two-High Lateral Files	<b>176</b>
Three-High and Four-High Lateral Files	<b>180</b>
One-High, 1.5-High, and Two-High Lower Storage	<b>182</b>
Storage Filler Panels	<b>186</b>
Storage to Beam Connector	<b>187</b>
Basic Cushions Enhanced	<b>188</b>
One-High and 1.5-High Open Storage	<b>190</b>
1.5-High Credenza Storage	<b>192</b>
Two-High Credenza Storage	<b>196</b>
Buffet Credenzas	<b>202</b>

## Specifying, continued

Two-High Credenza Storage with Kneespace	<b>206</b>
Bookcases	<b>210</b>
Stacking Bookcases	<b>214</b>
Combination Cabinets	<b>222</b>
Overheads	<b>224</b>
Stacking Overheads	<b>230</b>
Organizers	<b>236</b>
Tackboards	<b>240</b>
Conference Room Furniture	<b>242</b>
Accessories	<b>245</b>
Single-Door Towers	<b>248</b>
Dual-Door Towers	<b>254</b>
Side Access Towers	<b>260</b>
Cabinets	<b>266</b>

# Desk Shells and Desks with Pedestals



*Tip: The actual thickness between Low-Pressure Laminate (LPL) and High-Pressure Laminate (HPL) worksurfaces is slightly different. It is recommended that only worksurfaces of the same type are specified in a given application. In addition, there may be sheen or texture differences when using LPL and HPL in adjacent applications.*

*Tip: Desk shells wider than 72"W not available 18<sup>7</sup>/<sub>8</sub>"D–23<sup>15</sup>/<sub>16</sub>"D.*

*Tip: Lock for the box/box/file configuration does not lock the top box drawer.*

*Tip: Full depth end panels are required for any stand alone desk shell. When one or more clear-access end panels are used, the desk shell must be attached to an adjoining worksurface(s).*



**For Canadian Pricing**  
Multiply U.S. Price by the Canadian price factor.  
▶ See page 1 for details.

	Standard Includes	Required to Specify
▶ Need help? Product details, page 56	<ul style="list-style-type: none"> <li>• 28<sup>7</sup>/<sub>16</sub>"H desk and desk shells with pedestal, if specified:               <ul style="list-style-type: none"> <li>– Low-Pressure Laminate case with matching or contrasting Low-Pressure Laminate headset</li> <li>– Low-Pressure Laminate case with High-Pressure Laminate headset, if selected</li> <li>– High-Pressure Laminate case with matching or contrasting High-Pressure Laminate headset, if selected</li> </ul> </li> <li>• 1<sup>1</sup>/<sub>8</sub>" thick top:               <ul style="list-style-type: none"> <li>– Low-Pressure Laminate price group 1</li> <li>– High-Pressure Laminate price group 1, if selected</li> </ul> </li> <li>• 3 mm edgeband on user's side: plastic price group 1</li> <li>• 1 mm edgeband on sides and back: plastic price group 1</li> <li>• Finished back</li> <li>• Modesty panel, full or quarter height</li> <li>• Bore and dowel drawer construction: black</li> <li>• One fastened plastic filing system per file drawer: black only</li> <li>• Full extension, heavy-duty ball bearing drawer suspensions</li> <li>• Lock plug</li> <li>• One counterweight on single pedestal desk</li> <li>• Two counterweights on dual pedestal desk</li> <li>• 1<sup>1</sup>/<sub>4</sub>" adjustable leveling glides</li> <li>• Desk shells shipped ready to assemble</li> <li>• Desk with pedestal(s) shipped fully assembled</li> <li>• One pencil tray is included in units with a box drawer</li> </ul>	Style number

	Options	U.S. Price	Required to Specify
<b>Size Option</b>	<ul style="list-style-type: none"> <li>• Modular</li> <li>• Parametric</li> </ul>	Prices at right Prices at right	Specify with modular. Specify with parametric.
<b>Depth</b>	<ul style="list-style-type: none"> <li>• 18<sup>7</sup>/<sub>8</sub>"D</li> <li>• 24"D</li> <li>• 30"D</li> </ul>	Prices at right Prices at right Prices at right	Specify 18 <sup>7</sup> / <sub>8</sub> " depth. Specify 24" depth. Specify 30" depth.
<b>Width</b>	<ul style="list-style-type: none"> <li>• 36"W</li> <li>• 42"W</li> <li>• 48"W</li> <li>• 54"W</li> <li>• 60"W</li> <li>• 66"W</li> <li>• 72"W</li> <li>• 84"W</li> <li>• 96"W</li> </ul>	Prices at right Prices at right Prices at right Prices at right Prices at right Prices at right Prices at right Prices at right Prices at right	Specify 36" width. Specify 42" width. Specify 48" width. Specify 54" width. Specify 60" width. Specify 66" width. Specify 72" width. Specify 84" width. Specify 96" width.
<b>Support—Right</b>	<ul style="list-style-type: none"> <li>• Box/box/file pedestal</li> <li>• Clear-access end panel</li> <li>• File/file pedestal</li> <li>• Full depth end panel</li> <li>• Open/box/file pedestal</li> </ul>	Prices at right Prices at right Prices at right Prices at right Prices at right	Specify with box/box/file pedestal. Specify with clear-access end panel. Specify with file/file pedestal. Specify with full depth end panel. Specify with open/box/file pedestal.
<b>Support—Left</b>	<ul style="list-style-type: none"> <li>• Box/box/file pedestal</li> <li>• Clear-access end panel</li> <li>• File/file pedestal</li> <li>• Full depth end panel</li> <li>• Open/box/file pedestal</li> </ul>	Prices at right Prices at right Prices at right Prices at right Prices at right	Specify with box/box/file pedestal. Specify with clear-access end panel. Specify with file/file pedestal. Specify with full depth end panel. Specify with open/box/file pedestal.
<b>Counterweight</b>	<ul style="list-style-type: none"> <li>• No counterweight</li> <li>• With counterweight</li> </ul>	–\$100 per counterweight No cost	Specify with no counterweight. Specify with counterweight.
<b>Modesty Panel</b>	<ul style="list-style-type: none"> <li>• Full</li> <li>• Quarter height</li> </ul>	No cost No cost	Specify with full panel. Specify with quarter height panel.
<b>Worksurface Thickness</b>	<ul style="list-style-type: none"> <li>• 1<sup>1</sup>/<sub>8</sub>"</li> <li>• 1<sup>3</sup>/<sub>8</sub>"</li> </ul>	No cost +\$160	Specify with 1 <sup>1</sup> / <sub>8</sub> " thickness. Specify with 1 <sup>3</sup> / <sub>8</sub> " thickness.

▶ Options, continued on next page



## ► Options, continued from previous page

	Options	U.S. Price	Required to Specify
<b>Case</b>	• Low-Pressure Laminate (LPL) price group 1	No cost	Specify laminate color number.
	• High-Pressure Laminate (HPL) price group 1	Prices at right	Specify laminate color number.
	• High-Pressure Laminate (HPL) price group 2	See information at left	Specify laminate color number.
	• High-Pressure Laminate (HPL) price group 3	See information at left	Specify laminate color number.
	• Open Line laminate	+\$102 plus cost of laminate	► See <i>Surface Material Reference Manual</i> .
<b>Headset</b>	• Low-Pressure Laminate (LPL) price group 1	No cost	Specify laminate color number.
	• High-Pressure Laminate (HPL) price group 1	Prices at right	Specify laminate color number.
	• High-Pressure Laminate (HPL) price group 2	See information at left	Specify laminate color number.
	• High-Pressure Laminate (HPL) price group 3	See information at left	Specify laminate color number.
	• Open Line laminate	+\$102 plus cost of laminate	► See <i>Surface Material Reference Manual</i> .
<b>Top Surface</b>	• Low-Pressure Laminate (LPL) price group 1	No cost	Specify laminate color number.
	• High-Pressure Laminate (HPL) price group 1	Prices at right	Specify laminate color number.
	• High-Pressure Laminate (HPL) price group 2	See information at left	Specify laminate color number.
	• High-Pressure Laminate (HPL) price group 3	See information at left	Specify laminate color number.
	• Open Line laminate	+\$102 plus cost of laminate	► See <i>Surface Material Reference Manual</i> .
<b>Grommet Location</b>	• No grommet	No cost	Specify <i>with no grommet</i> .
	• Left	+\$ 40	Specify <i>with left grommet</i> .
	• Right	+\$ 40	Specify <i>with right grommet</i> .
	• Center	+\$ 40	Specify <i>with center grommet</i> .
	• Right and left	+\$ 80	Specify <i>with right and left grommet</i> .
	• Right and center	+\$ 80	Specify <i>with right and center grommet</i> .
	• Left and center	+\$ 80	Specify <i>with left and center grommet</i> .
<b>Pull</b>	• Right, left, and center	+\$120	Specify <i>with right, left, and center grommet</i> .
	• Contemporary	No cost	Specify <i>with contemporary pull</i> .
	• Handle	No cost	Specify <i>with handle pull</i> .
	• Ledge	No cost	Specify <i>with ledge pull</i> .
	• Jazz	+\$ 27 per pull	Specify <i>with jazz pull</i> .
	• Inset	+\$ 36 per pull	Specify <i>with inset pull</i> .
	• Nile	+\$ 37 per pull	Specify <i>with nile pull</i> .
<b>Keys</b>	• Bar	+\$ 39 per pull	Specify <i>with bar pull</i> .
	• Key plug	No cost	Specify <i>with key plug</i> .
	• Master key plug	+\$ 36 per lock	Specify <i>with master key plug</i> .

## ► Specification Information, on next page

Tip: Grain direction of mod-  
esty panel runs horizontally.  
Grain direction of pedestals  
runs vertically.

**For laminate price  
group 2 and higher pric-  
ing, please refer to the elec-  
tronic catalog or SmartTools.**

Tip: 72"W or greater desk  
shells cannot receive center  
grommet due to required  
center support.



**For Canadian Pricing**  
Multiply U.S. Price by the  
Canadian price factor.  
► See page 1 for details.

## Desk Shells and Desks with Pedestals, continued

## ► Options, on previous page

## Specification Information

• Dimensions			• Style Number	Modular Depth	• U.S. Base Prices		
Modular Width	Parametric Width	Height			18 <sup>7</sup> / <sub>8</sub> "	24"	30"
					Parametric Depth	N.A.	18 <sup>15</sup> / <sub>16</sub> " –24"

## Desk Shell with Two Full Depth or Clear-Access End Panels

## Low-Pressure Laminate Case

Tip: Pricing includes Low-Pressure Laminate top. For High-Pressure Laminate top pricing, refer to SmartTools.

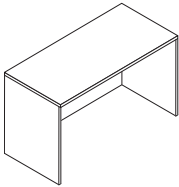
36"	N.A.	28 <sup>7</sup> / <sub>16</sub> "	CRDShL	\$625	\$ 665	\$ 712
42"	36 <sup>1</sup> / <sub>16</sub> "–42"	28 <sup>7</sup> / <sub>16</sub> "	CRDShL	\$655	\$ 697	\$ 739
48"	42 <sup>1</sup> / <sub>16</sub> "–48"	28 <sup>7</sup> / <sub>16</sub> "	CRDShL	\$685	\$ 729	\$ 775
54"	48 <sup>1</sup> / <sub>16</sub> "–54"	28 <sup>7</sup> / <sub>16</sub> "	CRDShL	\$708	\$ 753	\$ 799
60"	54 <sup>1</sup> / <sub>16</sub> "–60"	28 <sup>7</sup> / <sub>16</sub> "	CRDShL	\$716	\$ 762	\$ 806
66"	60 <sup>1</sup> / <sub>16</sub> "–66"	28 <sup>7</sup> / <sub>16</sub> "	CRDShL	\$751	\$ 799	\$ 841
72"	66 <sup>1</sup> / <sub>16</sub> "–72"	28 <sup>7</sup> / <sub>16</sub> "	CRDShL	\$776	\$ 826	\$ 874
84"	72 <sup>1</sup> / <sub>16</sub> "–84"	28 <sup>7</sup> / <sub>16</sub> "	CRDShL	N.A.	\$1162	\$1230
96"	84 <sup>1</sup> / <sub>16</sub> "–96"	28 <sup>7</sup> / <sub>16</sub> "	CRDShL	N.A.	\$1383	\$1463

## High-Pressure Laminate Case

Tip: Pricing includes Low-Pressure Laminate top. For High-Pressure Laminate top pricing, refer to SmartTools.

36"	N.A.	28 <sup>7</sup> / <sub>16</sub> "	CRDShL	\$686	\$ 730	\$ 785
42"	36 <sup>1</sup> / <sub>16</sub> "–42"	28 <sup>7</sup> / <sub>16</sub> "	CRDShL	\$719	\$ 769	\$ 814
48"	42 <sup>1</sup> / <sub>16</sub> "–48"	28 <sup>7</sup> / <sub>16</sub> "	CRDShL	\$752	\$ 803	\$ 853
54"	48 <sup>1</sup> / <sub>16</sub> "–54"	28 <sup>7</sup> / <sub>16</sub> "	CRDShL	\$777	\$ 829	\$ 879
60"	54 <sup>1</sup> / <sub>16</sub> "–60"	28 <sup>7</sup> / <sub>16</sub> "	CRDShL	\$786	\$ 839	\$ 887
66"	60 <sup>1</sup> / <sub>16</sub> "–66"	28 <sup>7</sup> / <sub>16</sub> "	CRDShL	\$824	\$ 879	\$ 925
72"	66 <sup>1</sup> / <sub>16</sub> "–72"	28 <sup>7</sup> / <sub>16</sub> "	CRDShL	\$852	\$ 909	\$ 960
84"	72 <sup>1</sup> / <sub>16</sub> "–84"	28 <sup>7</sup> / <sub>16</sub> "	CRDShL	N.A.	\$1279	\$1350
96"	84 <sup>1</sup> / <sub>16</sub> "–96"	28 <sup>7</sup> / <sub>16</sub> "	CRDShL	N.A.	\$1521	\$1606

## ► Specification Information, continued on next page



## For Canadian Pricing

Multiply U.S. Price by the Canadian price factor.

► See page 1 for details.

## ► Specification Information, continued from previous page

## Specification Information

				• U.S. Base Prices		
• Dimensions						
Modular	Parametric	Height	• Style Number	Modular Depth	24"	30"
Width	Width			Parametric Depth	N.A.	24"–30"

## Single Pedestal Desk

## Pedestal Left, Low-Pressure Laminate Case and Headset

Tip: Pricing includes Low-Pressure Laminate top. For High-Pressure Laminate top pricing, refer to SmartTools.

60"	N.A.	28 <sup>7</sup> / <sub>16</sub> "	CRDSKSPL	\$1673	\$1756
66"	60 <sup>1</sup> / <sub>16</sub> "–66"	28 <sup>7</sup> / <sub>16</sub> "	CRDSKSPL	\$1766	\$1854
72"	66 <sup>1</sup> / <sub>16</sub> "–72"	28 <sup>7</sup> / <sub>16</sub> "	CRDSKSPL	\$1857	\$1949

## Pedestal Left, Low-Pressure Laminate Case and High-Pressure Laminate Headset

Tip: Pricing includes Low-Pressure Laminate top. For High-Pressure Laminate top pricing, refer to SmartTools.

60"	N.A.	28 <sup>7</sup> / <sub>16</sub> "	CRDSKSPL	\$1752	\$1839
66"	60 <sup>1</sup> / <sub>16</sub> "–66"	28 <sup>7</sup> / <sub>16</sub> "	CRDSKSPL	\$1850	\$1940
72"	66 <sup>1</sup> / <sub>16</sub> "–72"	28 <sup>7</sup> / <sub>16</sub> "	CRDSKSPL	\$1945	\$2042

## Pedestal Left, High-Pressure Laminate Case and Headset

Tip: Pricing includes Low-Pressure Laminate top. For High-Pressure Laminate top pricing, refer to SmartTools.

60"	N.A.	28 <sup>7</sup> / <sub>16</sub> "	CRDSKSPL	\$1878	\$1972
66"	60 <sup>1</sup> / <sub>16</sub> "–66"	28 <sup>7</sup> / <sub>16</sub> "	CRDSKSPL	\$1984	\$2080
72"	66 <sup>1</sup> / <sub>16</sub> "–72"	28 <sup>7</sup> / <sub>16</sub> "	CRDSKSPL	\$2086	\$2189

## Pedestal Right, Low-Pressure Laminate Case and Headset

Tip: Pricing includes Low-Pressure Laminate top. For High-Pressure Laminate top pricing, refer to SmartTools.

60"	N.A.	28 <sup>7</sup> / <sub>16</sub> "	CRDSKSPR	\$1673	\$1756
66"	60 <sup>1</sup> / <sub>16</sub> "–66"	28 <sup>7</sup> / <sub>16</sub> "	CRDSKSPR	\$1766	\$1854
72"	66 <sup>1</sup> / <sub>16</sub> "–72"	28 <sup>7</sup> / <sub>16</sub> "	CRDSKSPR	\$1857	\$1949

## Pedestal Right, Low-Pressure Laminate Case and High-Pressure Laminate Headset

Tip: Pricing includes Low-Pressure Laminate top. For High-Pressure Laminate top pricing, refer to SmartTools.

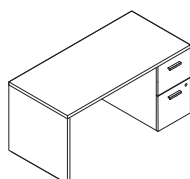
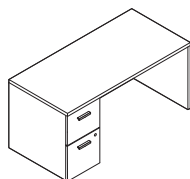
60"	N.A.	28 <sup>7</sup> / <sub>16</sub> "	CRDSKSPR	\$1752	\$1839
66"	60 <sup>1</sup> / <sub>16</sub> "–66"	28 <sup>7</sup> / <sub>16</sub> "	CRDSKSPR	\$1850	\$1940
72"	66 <sup>1</sup> / <sub>16</sub> "–72"	28 <sup>7</sup> / <sub>16</sub> "	CRDSKSPR	\$1945	\$2042

## Pedestal Right, High-Pressure Laminate Case and Headset

Tip: Pricing includes Low-Pressure Laminate top. For High-Pressure Laminate top pricing, refer to SmartTools.

60"	N.A.	28 <sup>7</sup> / <sub>16</sub> "	CRDSKSPR	\$1878	\$1972
66"	60 <sup>1</sup> / <sub>16</sub> "–66"	28 <sup>7</sup> / <sub>16</sub> "	CRDSKSPR	\$1984	\$2080
72"	66 <sup>1</sup> / <sub>16</sub> "–72"	28 <sup>7</sup> / <sub>16</sub> "	CRDSKSPR	\$2086	\$2189

## ► Specification Information, continued on next page



 **For Canadian Pricing**  
Multiply U.S. Price by the  
Canadian price factor.  
► See page 1 for details.

## Desk Shells and Desks with Pedestals, continued

## ► Specification Information, continued from previous page

## Specification Information

• Dimensions			• Style Number	Modular Depth	• U.S. Base Prices	
Modular Width	Parametric Width	Height			24"	30"
				Parametric Depth	N.A.	24"–30"

## Dual Pedestal Desk

## Low-Pressure Laminate Case and Headset

Tip: Pricing includes Low-Pressure Laminate top. For High-Pressure Laminate top pricing, refer to SmartTools.

60"	N.A.	28 <sup>7</sup> / <sub>16</sub> "	CRDSKDP		\$2275	\$2384
66"	60 <sup>1</sup> / <sub>16</sub> "–66"	28 <sup>7</sup> / <sub>16</sub> "	CRDSKDP		\$2390	\$2505
72"	66 <sup>1</sup> / <sub>16</sub> "–72"	28 <sup>7</sup> / <sub>16</sub> "	CRDSKDP		\$2501	\$2622

## Low-Pressure Laminate Case and High-Pressure Laminate Headset

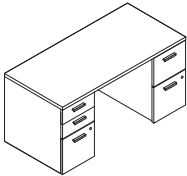
Tip: Pricing includes Low-Pressure Laminate top. For High-Pressure Laminate top pricing, refer to SmartTools.

60"	N.A.	28 <sup>7</sup> / <sub>16</sub> "	CRDSKDP		\$2378	\$2493
66"	60 <sup>1</sup> / <sub>16</sub> "–66"	28 <sup>7</sup> / <sub>16</sub> "	CRDSKDP		\$2499	\$2619
72"	66 <sup>1</sup> / <sub>16</sub> "–72"	28 <sup>7</sup> / <sub>16</sub> "	CRDSKDP		\$2616	\$2744

## High-Pressure Laminate Case and Headset

Tip: Pricing includes Low-Pressure Laminate top. For High-Pressure Laminate top pricing, refer to SmartTools.

60"	N.A.	28 <sup>7</sup> / <sub>16</sub> "	CRDSKDP		\$2544	\$2667
66"	60 <sup>1</sup> / <sub>16</sub> "–66"	28 <sup>7</sup> / <sub>16</sub> "	CRDSKDP		\$2673	\$2802
72"	66 <sup>1</sup> / <sub>16</sub> "–72"	28 <sup>7</sup> / <sub>16</sub> "	CRDSKDP		\$2799	\$2939



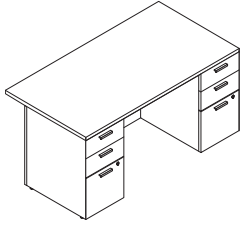
## For Canadian Pricing

Multiply U.S. Price by the Canadian price factor.

► See page 1 for details.



# Desk Shells and Desks with 6" Overhang



*Tip: The actual thickness between Low-Pressure Laminate (LPL) and High-Pressure Laminate (HPL) worksurfaces is slightly different. It is recommended that only worksurfaces of the same type are specified in a given application. In addition, there may be sheen or texture differences when using LPL and HPL in adjacent applications.*

*Tip: 36"D desks have a 6" overhang on the visitor side. Pedestals and end panels are 30"D.*

*Tip: Lock for the box/box/file configuration does not lock the top box drawer.*

*Tip: Full depth end panels are required for any stand alone desk shell. When one or more clear-access end panels are used, the desk shell must be attached to an adjoining worksurface(s).*

Standard Includes		Required to Specify	
► Need help? Product details, page 64	<ul style="list-style-type: none"> <li>Desk and desk shells with pedestal, if specified:               <ul style="list-style-type: none"> <li>Low-Pressure Laminate case with matching or contrasting Low-Pressure Laminate headset</li> <li>Low-Pressure Laminate case with High-Pressure Laminate headset, if selected</li> <li>High-Pressure Laminate case with matching or contrasting High-Pressure Laminate headset, if selected</li> </ul> </li> <li>1 1/8" thick top:               <ul style="list-style-type: none"> <li>Low-Pressure Laminate price group 1</li> <li>High-Pressure Laminate price group 1, if selected</li> </ul> </li> <li>3 mm edgeband on user's side: plastic price group 1</li> <li>1 mm edgeband on sides and back: plastic price group 1</li> <li>Finished back</li> <li>Modesty panel, full height</li> <li>Bore and dowel drawer construction: black</li> <li>One fastened plastic filing system per file drawer: black only</li> <li>Full extension, heavy-duty ball bearing drawer suspensions</li> <li>Lock plug</li> <li>Two counterweights on desks</li> <li>1 1/4" adjustable leveling glides</li> <li>Desk shells shipped ready to assemble</li> <li>Desk with pedestal(s) shipped fully assembled</li> <li>One pencil tray is included in units with a box drawer</li> </ul>	Style number	
Options		U.S. Price	Required to Specify
<b>Size Option</b>	<ul style="list-style-type: none"> <li>Modular</li> <li>Parametric</li> </ul>	Prices at right Prices at right	Specify <i>with modular</i> . Specify <i>with parametric</i> .
<b>Depth</b>	<ul style="list-style-type: none"> <li>36"</li> <li>42"</li> </ul>	Price below Price below	Specify 36" depth. Specify 42" depth.
<b>Width</b>	<ul style="list-style-type: none"> <li>66"W</li> <li>72"W</li> <li>84"W</li> <li>96"W</li> </ul>	Prices at right Prices at right Prices at right Prices at right	Specify 66" width. Specify 72" width. Specify 84" width. Specify 96" width.
<b>Support—Right</b>	<ul style="list-style-type: none"> <li>Box/box/file pedestal</li> <li>File/file pedestal</li> <li>Full depth end panel</li> <li>Open/box/file pedestal</li> </ul>	Prices at right Prices at right Prices at right Prices at right	Specify <i>with box/box/file pedestal</i> . Specify <i>with file/file pedestal</i> . Specify <i>with full depth end panel</i> . Specify <i>with open/box/file pedestal</i> .
<b>Support—Left</b>	<ul style="list-style-type: none"> <li>Box/box/file pedestal</li> <li>File/file pedestal</li> <li>Full depth end panel</li> <li>Open/box/file pedestal</li> </ul>	Prices at right Prices at right Prices at right Prices at right	Specify <i>with box/box/file pedestal</i> . Specify <i>with file/file pedestal</i> . Specify <i>with full depth end panel</i> . Specify <i>with open/box/file pedestal</i> .
<b>Modesty Panel</b>	<ul style="list-style-type: none"> <li>Full</li> </ul>	No cost	Specify <i>with full modesty panel</i> .
<b>Counterweight</b>	<ul style="list-style-type: none"> <li>No counterweight</li> <li>With counterweight</li> </ul>	–\$200 No cost	Specify <i>with no counterweight</i> . Specify <i>with counterweight</i> .
<b>Worksurface Thickness</b>	<ul style="list-style-type: none"> <li>1 1/8"</li> <li>1 3/8"</li> </ul>	No cost +\$160	Specify <i>with 1 1/8" thickness</i> . Specify <i>with 1 3/8" thickness</i> .
► Options, continued on next page			



## For Canadian Pricing

Multiply U.S. Price by the Canadian price factor.

► See page 1 for details.

## ► Options, continued from previous page

	Options	U.S. Price	Required to Specify
<b>Case</b>	• Low-Pressure Laminate (LPL) price group 1	No cost	Specify laminate color number.
	• High-Pressure Laminate (HPL) price group 1	Prices at right	Specify laminate color number.
	• High-Pressure Laminate (HPL) price group 2	See information at left	Specify laminate color number.
	• High-Pressure Laminate (HPL) price group 3	See information at left	Specify laminate color number.
	• Open Line laminate	+\$102 plus cost of laminate	► See <i>Surface Material Reference Manual</i> .
<b>Headset</b>	• Low-Pressure Laminate (LPL) price group 1	No cost	Specify laminate color number.
	• High-Pressure Laminate (HPL) price group 1	Prices at right	Specify laminate color number.
	• High-Pressure Laminate (HPL) price group 2	See information at left	Specify laminate color number.
	• High-Pressure Laminate (HPL) price group 3	See information at left	Specify laminate color number.
	• Open Line laminate	+\$102 plus cost of laminate	► See <i>Surface Material Reference Manual</i> .
<b>Top Surface</b>	• Low-Pressure Laminate (LPL) price group 1	No cost	Specify laminate color number.
	• High-Pressure Laminate (HPL) price group 1	Prices at right	Specify laminate color number.
	• High-Pressure Laminate (HPL) price group 2	See information at left	Specify laminate color number.
	• High-Pressure Laminate (HPL) price group 3	See information at left	Specify laminate color number.
	• Open Line laminate	+\$102 plus cost of laminate	► See <i>Surface Material Reference Manual</i> .
<b>Grommet Location</b>	• No grommet	No cost	Specify <i>with no grommet</i> .
	• Left	+\$ 40	Specify <i>with left grommet</i> .
	• Right	+\$ 40	Specify <i>with right grommet</i> .
	• Center	+\$ 40	Specify <i>with center grommet</i> .
	• Right and left	+\$ 80	Specify <i>with right and left grommet</i> .
	• Right and center	+\$ 80	Specify <i>with right and center grommet</i> .
	• Left and center	+\$ 80	Specify <i>with left and center grommet</i> .
<b>Pull</b>	• Right, left, and center	+\$120	Specify <i>with right, left, and center grommet</i> .
	• Contemporary	No cost	Specify <i>with contemporary pull</i> .
	• Handle	No cost	Specify <i>with handle pull</i> .
	• Ledge	No cost	Specify <i>with ledge pull</i> .
	• Jazz	+\$ 27 per pull	Specify <i>with jazz pull</i> .
	• Inset	+\$ 36 per pull	Specify <i>with inset pull</i> .
	• Nile	+\$ 37 per pull	Specify <i>with nile pull</i> .
<b>Keys</b>	• Bar	+\$ 39 per pull	Specify <i>with bar pull</i> .
	• Key plug	No cost	Specify <i>with key plug</i> .
	• Master key plug	+\$ 36 per lock	Specify <i>with master key plug</i> .

## ► Specification Information, on next page

Tip: Grain direction of mod-  
esty panel runs horizontally.  
Grain direction of pedestals  
runs vertically.

**For laminate price  
group 2 and higher pric-  
ing, please refer to the elec-  
tronic catalog or SmartTools.**

Tip: 72"W or greater desk  
shells cannot receive center  
grommet due to required  
center support.



**For Canadian Pricing**  
Multiply U.S. Price by the  
Canadian price factor.  
► See page 1 for details.

## Desk Shells and Desks with 6" Overhang, continued

## ► Options, on previous page

## Specification Information

• Dimensions				• Style Number	U.S. Base Prices	
Modular Depth	Modular Width	Parametric Width	Height		• LPL Case	• HPL Case

## Desk Shell with 6" Overhang

Tip: Pricing includes Low-Pressure Laminate top. For High-Pressure Laminate top pricing, refer to SmartTools.

36"	36"	36"	28 <sup>7</sup> / <sub>16</sub> "	CRDSHLO	\$ 860	\$ 946
36"	42"	36 <sup>1</sup> / <sub>16</sub> "–42"	28 <sup>7</sup> / <sub>16</sub> "	CRDSHLO	\$ 890	\$ 979
36"	48"	42 <sup>1</sup> / <sub>16</sub> "–48"	28 <sup>7</sup> / <sub>16</sub> "	CRDSHLO	\$ 920	\$1012
36"	54"	48 <sup>1</sup> / <sub>16</sub> "–54"	28 <sup>7</sup> / <sub>16</sub> "	CRDSHLO	\$ 949	\$1043
36"	60"	54 <sup>1</sup> / <sub>16</sub> "–60"	28 <sup>7</sup> / <sub>16</sub> "	CRDSHLO	\$ 954	\$1049
36"	66"	60 <sup>1</sup> / <sub>16</sub> "–66"	28 <sup>7</sup> / <sub>16</sub> "	CRDSHLO	\$ 990	\$1089
36"	72"	66 <sup>1</sup> / <sub>16</sub> "–72"	28 <sup>7</sup> / <sub>16</sub> "	CRDSHLO	\$1085	\$1193
36"	84"	72 <sup>1</sup> / <sub>16</sub> "–84"	28 <sup>7</sup> / <sub>16</sub> "	CRDSHLO	\$1377	\$1514
36"	96"	84 <sup>1</sup> / <sub>16</sub> "–96"	28 <sup>7</sup> / <sub>16</sub> "	CRDSHLO	\$1610	\$1770

## Specification Information

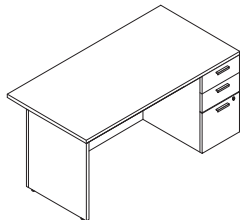
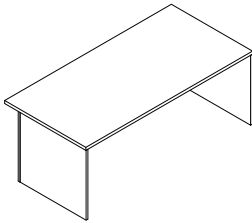
• Dimensions				• Style Number	U.S. Base Prices		
Modular Depth	Modular Width	Parametric Width	Height		• LPL Case LPL Headset	• HPL Headset	• HPL Case HPL Headset

## Desk—Single Pedestal, Right-Hand, 6" Overhang

Tip: Pricing includes Low-Pressure Laminate top. For High-Pressure Laminate top pricing, refer to SmartTools.

36"	60"	60"	28 <sup>7</sup> / <sub>16</sub> "	CRDSKOSPR	\$1926	\$2012	\$2150
36"	66"	60 <sup>1</sup> / <sub>16</sub> "–66"	28 <sup>7</sup> / <sub>16</sub> "	CRDSKOSPR	\$2035	\$2127	\$2274
36"	72"	66 <sup>1</sup> / <sub>16</sub> "–72"	28 <sup>7</sup> / <sub>16</sub> "	CRDSKOSPR	\$2140	\$2237	\$2392

## ► Specification Information, continued on next page



## For Canadian Pricing

Multiply U.S. Price by the Canadian price factor.

► See page 1 for details.



## ► Specification Information, continued from previous page

## Specification Information

Dimensions				Style Number	U.S. Base Prices		
Modular Depth	Modular Width	Parametric Width	Height		LPL Case with Headset	LPL Case with HPL Headset	HPL Case with Headset
·	·	·	·	·	·	·	·
·	·	·	·	·	·	·	·
·	·	·	·	·	·	·	·
·	·	·	·	·	·	·	·

## Desk—Single Pedestal, Left-Hand, 6" Overhang

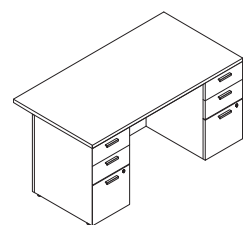
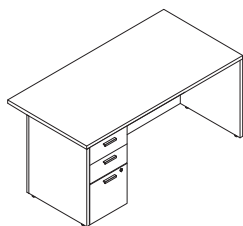
Tip: Pricing includes Low-Pressure Laminate top. For High-Pressure Laminate top pricing, refer to SmartTools.

36"	60"	60"	28 <sup>7</sup> / <sub>16</sub> "	<b>CRDSKOSPL</b>	\$1926	\$2012	\$2150
36"	66"	60 <sup>1</sup> / <sub>16</sub> "–66"	28 <sup>7</sup> / <sub>16</sub> "	<b>CRDSKOSPL</b>	\$2035	\$2127	\$2274
36"	72"	66 <sup>1</sup> / <sub>16</sub> "–72"	28 <sup>7</sup> / <sub>16</sub> "	<b>CRDSKOSPL</b>	\$2140	\$2237	\$2392
·	·	·	·	·	·	·	·

## Desk—Dual Pedestal, 6" Overhang

Tip: Pricing includes Low-Pressure Laminate top. For High-Pressure Laminate top pricing, refer to SmartTools.

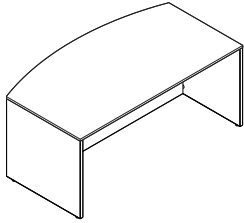
36"	60"	60"	28 <sup>7</sup> / <sub>16</sub> "	<b>CRDSKODP</b>	\$2458	\$2571	\$2752
36"	66"	60 <sup>1</sup> / <sub>16</sub> "–66"	28 <sup>7</sup> / <sub>16</sub> "	<b>CRDSKODP</b>	\$2601	\$2721	\$2912
36"	72"	66 <sup>1</sup> / <sub>16</sub> "–72"	28 <sup>7</sup> / <sub>16</sub> "	<b>CRDSKODP</b>	\$2738	\$2864	\$3067
·	·	·	·	·	·	·	·

**For Canadian Pricing**

Multiply U.S. Price by the  
Canadian price factor.

► See page 1 for details.

# Bow Front Desk Shells and Desks with Pedestals



*Tip: The actual thickness between Low-Pressure Laminate (LPL) and High-Pressure Laminate (HPL) worksurfaces is slightly different. It is recommended that only worksurfaces of the same type are specified in a given application. In addition, there may be sheen or texture differences when using LPL and HPL in adjacent applications.*

► Need help?  
Product details,  
page 58

## Standard Includes

- Desk and desk shells with pedestal, if specified:
  - Low-Pressure Laminate case with matching or contrasting Low-Pressure Laminate headset
  - Low-Pressure Laminate case with High-Pressure Laminate headset, if selected
  - High-Pressure Laminate case with matching or contrasting High-Pressure Laminate headset, if selected
- 1 1/8" thick top
  - Low-Pressure Laminate price group 01
  - High-Pressure Laminate price group 01, if selected
- 3 mm edgeband on user's side: plastic group 01
- 1 mm edgeband on sides and back: plastic price group 01
- Finished back
- Modesty panel, full height
- Bore and dowel drawer construction: black
- One fastened plastic filing system per file drawer: black only
- Full extension, heavy-duty ball bearing drawer suspensions
- Lock plug
- Counterweight, if desk with single pedestal selected
- Two counterweights, if desk with double pedestal selected
- 1 1/4" adjustable leveling glides
- Desk shells shipped ready to assemble
- Desk with pedestal(s) shipped fully assembled
- One pencil tray is included in units with a box drawer

## Required to Specify

Style number

*Tip: Depth is planning depth of worksurface, peak of bow to user edge.*

*Tip: Lock for the box/box/file configuration does not lock the top box drawer.*

*Tip: Counterweight type and quantity varies depending on storage configuration. Please refer to the electronic catalog or SmartTools.*

	Options	U.S. Price	Required to Specify
<b>Size Option</b>	<ul style="list-style-type: none"> <li>• Modular</li> <li>• Parametric</li> </ul>	Prices at right Prices at right	Specify <i>with modular</i> . Specify <i>with parametric</i> .
<b>Depth</b>	<ul style="list-style-type: none"> <li>• 36"D</li> <li>• 42"D</li> </ul>	Prices at right Prices at right	Specify 36" depth. Specify 42" depth.
<b>Width</b>	<ul style="list-style-type: none"> <li>• 66"W</li> <li>• 72"W</li> <li>• 84"W</li> <li>• 96"W</li> </ul>	Prices at right Prices at right Prices at right Prices at right	Specify 66" width. Specify 72" width. Specify 84" width. Specify 96" width.
<b>Support—Right</b>	<ul style="list-style-type: none"> <li>• Box/box/file pedestal</li> <li>• File/file pedestal</li> <li>• Full depth end panel</li> <li>• Open/box/file pedestal</li> </ul>	Prices at right Prices at right Prices at right Prices at right	Specify <i>with box/box/file pedestal</i> . Specify <i>with file/file pedestal</i> . Specify <i>with full depth end panel</i> . Specify <i>with open/box/file pedestal</i> .
<b>Support—Left</b>	<ul style="list-style-type: none"> <li>• Box/box/file pedestal</li> <li>• File/file pedestal</li> <li>• Full depth end panel</li> <li>• Open/box/file pedestal</li> </ul>	Prices at right Prices at right Prices at right Prices at right	Specify <i>with box/box/file pedestal</i> . Specify <i>with file/file pedestal</i> . Specify <i>with full depth end panel</i> . Specify <i>with open/box/file pedestal</i> .
<b>Counterweight</b>	<ul style="list-style-type: none"> <li>• No counterweight</li> <li>• With counterweight</li> </ul>	–\$100 per counterweight No cost	Specify <i>with no counterweight</i> . Specify <i>with counterweight</i> .
<b>Worksurface Thickness</b>	<ul style="list-style-type: none"> <li>• 1 1/8"</li> <li>• 1 3/8"</li> </ul>	No cost +\$160	Specify <i>with 1 1/8" thickness</i> . Specify <i>with 1 3/8" thickness</i> .

► Options, continued on next page



### For Canadian Pricing

Multiply U.S. Price by the Canadian price factor.

► See page 1 for details.

## ► Options, continued from previous page

	Options	U.S. Price	Required to Specify
<b>Case</b>	• Low-Pressure Laminate (LPL) price group 1	No cost	Specify laminate color number.
	• High-Pressure Laminate (HPL) price group 1	Prices at right	Specify laminate color number.
	• High-Pressure Laminate (HPL) price group 2	See information at left	Specify laminate color number.
	• High-Pressure Laminate (HPL) price group 3	See information at left	Specify laminate color number.
	• Open Line laminate	+\$102 plus cost of laminate	► See <i>Surface Material Reference Manual</i> .
<b>Headset</b>	• Low-Pressure Laminate (LPL) price group 1	No cost	Specify laminate color number.
	• High-Pressure Laminate (HPL) price group 1	Prices at right	Specify laminate color number.
	• High-Pressure Laminate (HPL) price group 2	See information at left	Specify laminate color number.
	• High-Pressure Laminate (HPL) price group 3	See information at left	Specify laminate color number.
	• Open Line laminate	+\$102 plus cost of laminate	► See <i>Surface Material Reference Manual</i> .
<b>Top Surface</b>	• Low-Pressure Laminate (LPL) price group 1	No cost	Specify laminate color number.
	• High-Pressure Laminate (HPL) price group 1	Prices at right	Specify laminate color number.
	• High-Pressure Laminate (HPL) price group 2	See information at left	Specify laminate color number.
	• High-Pressure Laminate (HPL) price group 3	See information at left	Specify laminate color number.
	• Open Line laminate	+\$102 plus cost of laminate	► See <i>Surface Material Reference Manual</i> .
<b>Grommet Location</b>	• No grommet	No cost	Specify <i>with no grommet</i> .
	• Left	+\$ 40	Specify <i>with left grommet</i> .
	• Right	+\$ 40	Specify <i>with right grommet</i> .
	• Center	+\$ 40	Specify <i>with center grommet</i> .
	• Right and left	+\$ 80	Specify <i>with right and left grommet</i> .
	• Right and center	+\$ 80	Specify <i>with right and center grommet</i> .
	• Left and center	+\$ 80	Specify <i>with left and center grommet</i> .
<b>Pull</b>	• Right, left, and center	+\$120	Specify <i>with right, left, and center grommet</i> .
	• Contemporary	No cost	Specify <i>with contemporary pull</i> .
	• Handle	No cost	Specify <i>with handle pull</i> .
	• Ledge	No cost	Specify <i>with ledge pull</i> .
	• Jazz	+\$ 27 per pull	Specify <i>with jazz pull</i> .
	• Inset	+\$ 36 per pull	Specify <i>with inset pull</i> .
	• Nile	+\$ 37 per pull	Specify <i>with nile pull</i> .
<b>Keys</b>	• Bar	+\$ 39 per pull	Specify <i>with bar pull</i> .
	• Key plug	No cost	Specify <i>with key plug</i> .
	• Master key plug	+\$ 36 per lock	Specify <i>with master key plug</i> .

## ► Specification Information, on next page

**For laminate price group 2 and higher pricing, please refer to the electronic catalog or SmartTools.**

*Tip: 72"W or greater desk shells cannot receive center grommet due to center support.*



**For Canadian Pricing**  
Multiply U.S. Price by the  
Canadian price factor.  
► See page 1 for details.

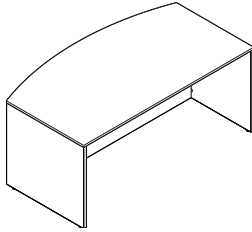
## Bow Front Desk Shells and Desks with Pedestals, continued

## ► Options, on previous page

## Specification Information

Dimensions				Style Number	U.S. Base Prices	
Modular Depth	Modular Width	Parametric Width	Modular Height		LPL Case	HPL Case
36"	66"	66"	28 <sup>7</sup> / <sub>16</sub> "	<b>CRDSHLB</b>	\$ 896	\$ 986
36"	72"	66 <sup>1</sup> / <sub>16</sub> "–72"	28 <sup>7</sup> / <sub>16</sub> "	<b>CRDSHLB</b>	\$ 929	\$1022
36"	84"	72 <sup>1</sup> / <sub>16</sub> "–84"	28 <sup>7</sup> / <sub>16</sub> "	<b>CRDSHLB</b>	\$1285	\$1414
36"	96"	84 <sup>1</sup> / <sub>16</sub> "–96"	28 <sup>7</sup> / <sub>16</sub> "	<b>CRDSHLB</b>	\$1519	\$1671
42"	66"	66"	28 <sup>7</sup> / <sub>16</sub> "	<b>CRDSHLB</b>	\$1045	\$1150
42"	72"	66 <sup>1</sup> / <sub>16</sub> "–72"	28 <sup>7</sup> / <sub>16</sub> "	<b>CRDSHLB</b>	\$1140	\$1254
42"	84"	72 <sup>1</sup> / <sub>16</sub> "–84"	28 <sup>7</sup> / <sub>16</sub> "	<b>CRDSHLB</b>	\$1432	\$1575
42"	96"	84 <sup>1</sup> / <sub>16</sub> "–96"	28 <sup>7</sup> / <sub>16</sub> "	<b>CRDSHLB</b>	\$1665	\$1832
.	.	.	.	.	.	.

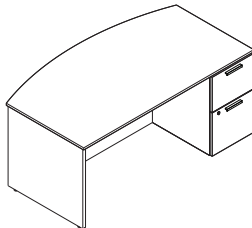
## Bow-Front Desk Shells



## Specification Information

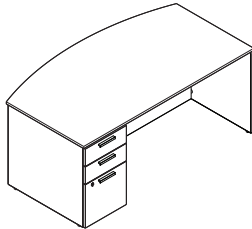
Dimensions				Style Number	U.S. Base Prices		
Modular Depth	Modular Width	Parametric Width	Modular Height		LPL Case with Headset	LPL Case with HPL Headset	HPL Case with HPL Headset
36"	66"	66"	28 <sup>7</sup> / <sub>16</sub> "	<b>CRDSKBSPL</b>	\$1909	\$1999	\$2144
36"	72"	66 <sup>1</sup> / <sub>16</sub> "–72"	28 <sup>7</sup> / <sub>16</sub> "	<b>CRDSKBSPL</b>	\$2004	\$2099	\$2252
42"	66"	66"	28 <sup>7</sup> / <sub>16</sub> "	<b>CRDSKBSPL</b>	\$1990	\$2085	\$2236
42"	72"	66 <sup>1</sup> / <sub>16</sub> "–72"	28 <sup>7</sup> / <sub>16</sub> "	<b>CRDSKBSPL</b>	\$2095	\$2195	\$2354
.	.	.	.	.	.	.	.

## Bow-Front Desks—Single Pedestal, Right-Hand



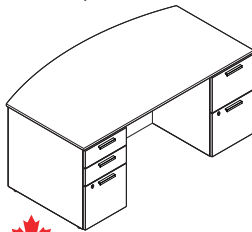
36"	66"	66"	28 <sup>7</sup> / <sub>16</sub> "	<b>CRDSKBSPL</b>	\$1909	\$1999	\$2144
36"	72"	66 <sup>1</sup> / <sub>16</sub> "–72"	28 <sup>7</sup> / <sub>16</sub> "	<b>CRDSKBSPL</b>	\$2004	\$2099	\$2252
42"	66"	66"	28 <sup>7</sup> / <sub>16</sub> "	<b>CRDSKBSPL</b>	\$1990	\$2085	\$2236
42"	72"	66 <sup>1</sup> / <sub>16</sub> "–72"	28 <sup>7</sup> / <sub>16</sub> "	<b>CRDSKBSPL</b>	\$2095	\$2195	\$2354
.	.	.	.	.	.	.	.

## Bow-Front Desks—Single Pedestal, Left-Hand



36"	66"	66"	28 <sup>7</sup> / <sub>16</sub> "	<b>CRDSKBSPL</b>	\$1909	\$1999	\$2144
36"	72"	66 <sup>1</sup> / <sub>16</sub> "–72"	28 <sup>7</sup> / <sub>16</sub> "	<b>CRDSKBSPL</b>	\$2004	\$2099	\$2252
42"	66"	66"	28 <sup>7</sup> / <sub>16</sub> "	<b>CRDSKBSPL</b>	\$1990	\$2085	\$2236
42"	72"	66 <sup>1</sup> / <sub>16</sub> "–72"	28 <sup>7</sup> / <sub>16</sub> "	<b>CRDSKBSPL</b>	\$2095	\$2195	\$2354
.	.	.	.	.	.	.	.

## Bow-Front Desks—Double Pedestal



36"	66"	66"	28 <sup>7</sup> / <sub>16</sub> "	<b>CRDSKBDP</b>	\$2560	\$2678	\$2867
36"	72"	66 <sup>1</sup> / <sub>16</sub> "–72"	28 <sup>7</sup> / <sub>16</sub> "	<b>CRDSKBDP</b>	\$2677	\$2801	\$2999
42"	66"	66"	28 <sup>7</sup> / <sub>16</sub> "	<b>CRDSKBDP</b>	\$2656	\$2779	\$2975
42"	72"	66 <sup>1</sup> / <sub>16</sub> "–72"	28 <sup>7</sup> / <sub>16</sub> "	<b>CRDSKBDP</b>	\$2793	\$2923	\$3130
.	.	.	.	.	.	.	.



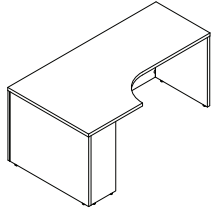
## For Canadian Pricing

Multiply U.S. Price by the Canadian price factor.

► See page 1 for details.



# Extended Curved Corner Desk Shells



Left-Hand Unit

► Need help?  
Product details,  
page 60

## Standard Includes

- 1 1/8" thick worksurface: Low-Pressure Laminate
- Desk shell with full-height modesty panel and one full-depth and one clear-access end panel
  - Low-Pressure Laminate case with matching or contrasting Low-Pressure Laminate top
  - Low-Pressure Laminate case with High-Pressure Laminate top, if selected
  - High-Pressure Laminate case with matching or contrasting High-Pressure Laminate top, if selected
- 3 mm radius profile edge on user's side: plastic
- 1 mm side and back edges: plastic default to match user's side
- 1 1/4" adjustable leveling glides
- Shipped ready to assemble

## Required to Specify

Style number

	Options	U.S. Price	Required to Specify
<b>Depth Left</b>	• 24"D	Prices at right	Specify 24" depth left.
<b>Depth Right</b>	• 24"D	Prices at right	Specify 24" depth right.
<b>Width Right</b>	• 36"W • 48"W • 66"W • 72"W	Prices at right Prices at right Prices at right Prices at right	Specify 36" width right. Specify 48" width right. Specify 66" width right. Specify 72" width right.
<b>Width Left</b>	• 36"W • 48"W • 66"W • 72"W	Prices at right Prices at right Prices at right Prices at right	Specify 36" width left. Specify 48" width left. Specify 66" width left. Specify 72" width left.
<b>Support Right</b>	• Full depth end panel • Clear-access end panel	No cost No cost	Specify <i>with full depth end panel</i> . Specify <i>with clear-access end panel</i> .
<b>Support Left</b>	• Full depth end panel • Clear-access end panel	No cost No cost	Specify <i>with full depth end panel</i> . Specify <i>with clear-access end panel</i> .
<b>Modesty Panel</b>	• Full • Quarter-height	No cost No cost	Specify <i>with full modesty panel</i> . Specify <i>with quarter-height modesty panel</i> .
<b>Worksurface Thickness</b>	• 1 1/8" • 1 3/8"	No cost +\$160	Specify <i>with 1 1/8" thickness</i> . Specify <i>with 1 3/8" thickness</i> .
<b>Case</b>	• Low-Pressure Laminate (LPL) price group 1 • High-Pressure Laminate (HPL) price group 1 • High-Pressure Laminate (HPL) price group 2 • High-Pressure Laminate (HPL) price group 3 • Open Line laminate	No cost Prices at right See information at left See information at left +\$102 plus cost of laminate	Specify laminate color number. Specify laminate color number. Specify laminate color number. Specify laminate color number. ► See <i>Surface Material Reference Manual</i> .
<b>Top</b>	• Low-Pressure Laminate (LPL) price group 1 • High-Pressure Laminate (HPL) price group 1 • High-Pressure Laminate (HPL) price group 2 • High-Pressure Laminate (HPL) price group 3 • Open Line laminate	No cost Prices at right See information at left See information at left +\$102 plus cost of laminate	Specify laminate color number. Specify laminate color number. Specify laminate color number. Specify laminate color number. ► See <i>Surface Material Reference Manual</i> .
<b>Grommet</b>	• No grommet • Grommet	No cost +\$ 40	Specify <i>with no grommet</i> . Specify <i>with left grommet</i> .

Tip: Desks with a clear-access end panel cannot be freestanding.

Tip: The quarter-height modesty panel is available only on the 66" or 72" side of desk shell.

Tip: Grain direction of extended modesty panels runs horizontally. Grain direction of shorter modesty panel and end panels run vertically.

**For laminate price group 2 and higher pricing,** please refer to the electronic catalog or SmartTools.



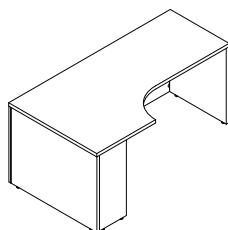
**For Canadian Pricing**  
Multiply U.S. Price by the Canadian price factor.  
► See page 1 for details.

## Specification Information

Dimensions					Style Number	U.S. Base Prices	
Depth Left	Depth Right	Width Left	Width Right	Modular Height		LPL Case	HPL Case
.	.	.	.	.	.	.	.

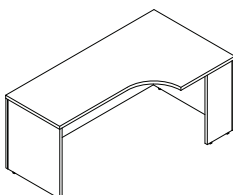
## Desk—Extended Curved Corner, Left-Hand

24"	24"	66"	36"	287/16"	CRDSKEL	\$1240	\$1451
24"	24"	66"	48"	287/16"	CRDSKEL	\$1314	\$1537
24"	24"	72"	36"	287/16"	CRDSKEL	\$1265	\$1480
24"	24"	72"	48"	287/16"	CRDSKEL	\$1354	\$1584
.	.	.	.	.	.	.	.



## Desk—Extended Curved Corner, Right-Hand

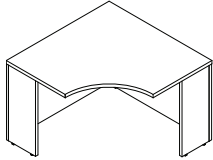
24"	24"	36"	66"	287/16"	CRDSKER	\$1240	\$1451
24"	24"	48"	66"	287/16"	CRDSKER	\$1314	\$1537
24"	24"	36"	72"	287/16"	CRDSKER	\$1265	\$1480
24"	24"	48"	72"	287/16"	CRDSKER	\$1354	\$1584
.	.	.	.	.	.	.	.

**For Canadian Pricing**

Multiply U.S. Price by the  
Canadian price factor.

► See page 1 for details.

# Curved Corner Desk Shells



*Tip: Curved corner desk shell must be used in conjunction with returns or return shells; they are not freestanding.*

**For laminate price group 2 and higher pricing, please refer to the electronic catalog or SmartTools.**

	Standard Includes	Required to Specify
► Need help? Product details, page 60	<ul style="list-style-type: none"> <li>1 1/8" thick worksurface: Low-Pressure Laminate</li> <li>Desk shell with full-height modesty panel and one full-depth and two clear-access end panels (corner)               <ul style="list-style-type: none"> <li>Low-Pressure Laminate case with matching or contrasting Low-Pressure Laminate top</li> <li>Low-Pressure Laminate case with High-Pressure Laminate top, if selected</li> <li>High-Pressure Laminate case with matching or contrasting High-Pressure Laminate top, if selected</li> </ul> </li> <li>3 mm radius profile edge on user's side: plastic</li> <li>1 mm side and back edges: plastic default to match user's side</li> <li>Two clear-access end panels</li> <li>Full modesty panel</li> <li>1 1/4" adjustable leveling glides</li> <li>Shipped ready to assemble</li> </ul>	Style number

	Options	U.S. Price	Required to Specify
<b>Worksurface Thickness</b>	<ul style="list-style-type: none"> <li>1 1/8"</li> <li>1 3/8"</li> </ul>	No cost +\$160	Specify with 1 1/8" thickness. Specify with 1 3/8" thickness.
<b>Case</b>	<ul style="list-style-type: none"> <li>Low-Pressure Laminate (LPL) price group 1</li> <li>High-Pressure Laminate (HPL) price group 1</li> <li>High-Pressure Laminate (HPL) price group 2</li> <li>High-Pressure Laminate (HPL) price group 3</li> <li>Open Line laminate</li> </ul>	No cost Prices at right See information at left See information at left +\$102 plus cost of laminate	Specify laminate color number. Specify laminate color number. Specify laminate color number. Specify laminate color number. ► See Surface Material Reference Manual.
<b>Top</b>	<ul style="list-style-type: none"> <li>Low-Pressure Laminate (LPL) price group 1</li> <li>High-Pressure Laminate (HPL) price group 1</li> <li>High-Pressure Laminate (HPL) price group 2</li> <li>High-Pressure Laminate (HPL) price group 3</li> <li>Open Line laminate</li> </ul>	No cost Prices at right See information at left See information at left +\$102 plus cost of laminate	Specify laminate color number. Specify laminate color number. Specify laminate color number. Specify laminate color number. ► See Surface Material Reference Manual.
<b>Grommet</b>	<ul style="list-style-type: none"> <li>No grommet</li> <li>Grommet</li> </ul>	No cost +\$ 40	Specify with no grommet. Specify with grommet.

Specification Information						U.S. Base Prices	
Dimensions					Style Number	LPL Case	HPL Case
Depth Left	Depth Right	Width Left	Width Right	Modular Height			
24"	24"	42"	42"	28 7/16"	CRDSKCC	\$994	\$1163

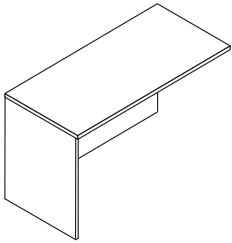


**For Canadian Pricing**  
Multiply U.S. Price by the Canadian price factor.  
► See page 1 for details.





# Return Shells and Returns with Pedestals



*Tip: The actual thickness between Low-Pressure Laminate (LPL) and High-Pressure Laminate (HPL) worksurfaces is slightly different. It is recommended that only worksurfaces of the same type are specified in a given application. In addition, there may be sheen or texture differences when using LPL and HPL in adjacent applications.*

*Tip: Return with one pedestal is not available in 18<sup>7</sup>/<sub>8</sub>"D or 36"W.*

*Tip: Lock for the box/box/file configuration does not lock the top box drawer.*

*Tip: Specify either a left or right support pending style number. Left-hand styles will only prompt support-left. Right-hand styles will only prompt support-right.*

*Tip: Grain direction of modesty panel runs horizontally. Grain direction of pedestals runs vertically.*

**For laminate price group 2 and higher pricing,** please refer to the electronic catalog or SmartTools.



**For Canadian Pricing**  
Multiply U.S. Price by the Canadian price factor.  
▶ See page 1 for details.

	Standard Includes	Required to Specify
▶ Need help? Product details, page 56	<ul style="list-style-type: none"> <li>• 28<sup>7</sup>/<sub>16</sub>"H return and return shells:               <ul style="list-style-type: none"> <li>– Low-Pressure Laminate case with matching or contrasting Low-Pressure Laminate headset</li> <li>– Low-Pressure Laminate case with High-Pressure Laminate headset, if selected</li> <li>– High-Pressure Laminate case with matching or contrasting High-Pressure Laminate headset, if selected</li> </ul> </li> <li>• 1<sup>1</sup>/<sub>8</sub>" thick top:               <ul style="list-style-type: none"> <li>– Low-Pressure Laminate price group 1</li> <li>– High-Pressure Laminate price group 1, if selected</li> </ul> </li> <li>• 3 mm edgeband on user's side: plastic price group 1</li> <li>• 1 mm edgeband on sides and back: plastic price group 1</li> <li>• Finished back</li> <li>• Modesty panel, full or quarter height</li> <li>• Bore and dowel drawer construction: black</li> <li>• One fastened plastic filing system per file drawer: black only</li> <li>• Full extension, heavy-duty ball bearing drawer suspensions</li> <li>• Lock plug</li> <li>• Attachment hardware</li> <li>• 1<sup>1</sup>/<sub>4</sub>" adjustable leveling glides</li> <li>• Returns shipped fully assembled</li> <li>• Return shells shipped ready to assemble</li> </ul>	Style number

	Options	U.S. Price	Required to Specify
<b>Size Option</b>	<ul style="list-style-type: none"> <li>• Modular</li> <li>• Parametric</li> </ul>	Prices at right Prices at right	Specify with modular. Specify with parametric.
<b>Depth</b>	<ul style="list-style-type: none"> <li>• 18<sup>7</sup>/<sub>8</sub>"D</li> <li>• 24"D</li> </ul>	Prices at right Prices at right	Specify 18 <sup>7</sup> / <sub>8</sub> " depth. Specify 24" depth.
<b>Width</b>	<ul style="list-style-type: none"> <li>• 36"W</li> <li>• 42"W</li> <li>• 48"W</li> </ul>	Prices at right Prices at right Prices at right	Specify 36" width. Specify 42" width. Specify 48" width.
<b>Support—Right</b>	<ul style="list-style-type: none"> <li>• Box/box/file pedestal</li> <li>• File/file pedestal</li> <li>• Full depth end panel</li> <li>• Open/box/file pedestal</li> </ul>	Prices at right Prices at right Prices at right Prices at right	Specify with box/box/file pedestal. Specify with file/file pedestal. Specify with full depth end panel. Specify with open/box/file pedestal.
<b>Support—Left</b>	<ul style="list-style-type: none"> <li>• Box/box/file pedestal</li> <li>• File/file pedestal</li> <li>• Full depth end panel</li> <li>• Open/box/file pedestal</li> </ul>	Prices at right Prices at right Prices at right Prices at right	Specify with box/box/file pedestal. Specify with file/file pedestal. Specify with full depth end panel. Specify with open/box/file pedestal.
<b>Modesty Panel</b>	<ul style="list-style-type: none"> <li>• Full</li> <li>• Quarter height</li> </ul>	No cost No cost	Specify with full panel. Specify with quarter height panel.
<b>Worksurface Thickness</b>	<ul style="list-style-type: none"> <li>• 1<sup>1</sup>/<sub>8</sub>"</li> <li>• 1<sup>3</sup>/<sub>8</sub>"</li> </ul>	No cost +\$160	Specify with 1 <sup>1</sup> / <sub>8</sub> " thickness. Specify with 1 <sup>3</sup> / <sub>8</sub> " thickness.
<b>Case</b>	<ul style="list-style-type: none"> <li>• Low-Pressure Laminate (LPL) price group 1</li> <li>• High-Pressure Laminate (HPL) price group 1</li> <li>• High-Pressure Laminate (HPL) price group 2</li> <li>• High-Pressure Laminate (HPL) price group 3</li> <li>• Open Line laminate</li> </ul>	No cost Prices at right See information at left See information at left +\$102 plus cost of laminate	Specify laminate color number. Specify laminate color number. Specify laminate color number. Specify laminate color number. ▶ See Surface Material Reference Manual.

▶ Options, continued on next page

## ► Options, continued from previous page

	Options	U.S. Price	Required to Specify
<b>Headset</b>	• Low-Pressure Laminate (LPL) price group 1	No cost	Specify laminate color number.
	• High-Pressure Laminate (HPL) price group 1	Prices at right	Specify laminate color number.
	• High-Pressure Laminate (HPL) price group 2	See information at left	Specify laminate color number.
	• High-Pressure Laminate (HPL) price group 3	See information at left	Specify laminate color number.
	• Open Line laminate	+\$102 plus cost of laminate	► See <i>Surface Material Reference Manual</i> .
<b>Top Surface</b>	• Low-Pressure Laminate (LPL) price group 1	No cost	Specify laminate color number.
	• High-Pressure Laminate (HPL) price group 1	Prices at right	Specify laminate color number.
	• High-Pressure Laminate (HPL) price group 2	See information at left	Specify laminate color number.
	• High-Pressure Laminate (HPL) price group 3	See information at left	Specify laminate color number.
	• Open Line laminate	+\$102 plus cost of laminate	► See <i>Surface Material Reference Manual</i> .
<b>Grommet Location</b>	• No grommet	No cost	Specify <i>with no grommet</i> .
	• Left	+\$ 40	Specify <i>with left grommet</i> .
	• Right	+\$ 40	Specify <i>with right grommet</i> .
	• Center	+\$ 40	Specify <i>with center grommet</i> .
	• Right and left	+\$ 80	Specify <i>with right and left grommet</i> .
	• Right and center	+\$ 80	Specify <i>with right and center grommet</i> .
	• Left and center	+\$ 80	Specify <i>with left and center grommet</i> .
<b>Pull</b>	• Right, left, and center	+\$120	Specify <i>with right, left, and center grommet</i> .
	• Contemporary	No cost	Specify <i>with contemporary pull</i> .
	• Handle	No cost	Specify <i>with handle pull</i> .
	• Ledge	No cost	Specify <i>with ledge pull</i> .
	• Jazz	+\$ 27 per pull	Specify <i>with jazz pull</i> .
	• Inset	+\$ 36 per pull	Specify <i>with inset pull</i> .
	• Nile	+\$ 37 per pull	Specify <i>with nile pull</i> .
<b>Keys</b>	• Bar	+\$ 39 per pull	Specify <i>with bar pull</i> .
	• Key plug	No cost	Specify <i>with key plug</i> .
	• Master key plug	+\$ 36 per lock	Specify <i>with master key plug</i> .

## ► Specification Information, on next page

**For laminate price group 2 and higher pricing, please refer to the electronic catalog or SmartTools.**



**For Canadian Pricing**  
Multiply U.S. Price by the  
Canadian price factor.  
► See page 1 for details.

## Return Shells and Returns with Pedestals, continued

## ► Options, on previous page

## Specification Information

• Dimensions			• Style Number	Modular Depth	• U.S. Base Prices	
Modular Width	Parametric Width	Height			18 <sup>7</sup> / <sub>8</sub> "	24"
				Parametric Depth	N.A.	18 <sup>15</sup> / <sub>16</sub> " –24"

## Return Shell with One Full Depth End Panel

## Left Hand, Low-Pressure Laminate Case

Tip: Pricing includes Low-Pressure Laminate top. For High-Pressure Laminate top pricing, refer to SmartTools.

36"	N.A.	28 <sup>7</sup> / <sub>16</sub> "	<b>CRRTNL</b>	\$562	\$592
42"	36 <sup>1</sup> / <sub>16</sub> "–42"	28 <sup>7</sup> / <sub>16</sub> "	<b>CRRTNL</b>	\$580	\$610
48"	42 <sup>1</sup> / <sub>16</sub> "–48"	28 <sup>7</sup> / <sub>16</sub> "	<b>CRRTNL</b>	\$632	\$665

## Left Hand, High-Pressure Laminate Case

Tip: Pricing includes Low-Pressure Laminate top. For High-Pressure Laminate top pricing, refer to SmartTools.

36"	N.A.	28 <sup>7</sup> / <sub>16</sub> "	<b>CRRTNL</b>	\$617	\$650
42"	36 <sup>1</sup> / <sub>16</sub> "–42"	28 <sup>7</sup> / <sub>16</sub> "	<b>CRRTNL</b>	\$637	\$670
48"	42 <sup>1</sup> / <sub>16</sub> "–48"	28 <sup>7</sup> / <sub>16</sub> "	<b>CRRTNL</b>	\$694	\$730

## Right Hand, Low-Pressure Laminate Case

Tip: Pricing includes Low-Pressure Laminate top. For High-Pressure Laminate top pricing, refer to SmartTools.

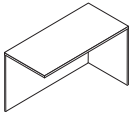
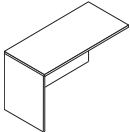
36"	N.A.	28 <sup>7</sup> / <sub>16</sub> "	<b>CRRTNR</b>	\$562	\$592
42"	36 <sup>1</sup> / <sub>16</sub> "–42"	28 <sup>7</sup> / <sub>16</sub> "	<b>CRRTNR</b>	\$580	\$610
48"	42 <sup>1</sup> / <sub>16</sub> "–48"	28 <sup>7</sup> / <sub>16</sub> "	<b>CRRTNR</b>	\$632	\$665

## Right Hand, High-Pressure Laminate Case

Tip: Pricing includes Low-Pressure Laminate top. For High-Pressure Laminate top pricing, refer to SmartTools.

36"	N.A.	28 <sup>7</sup> / <sub>16</sub> "	<b>CRRTNR</b>	\$617	\$650
42"	36 <sup>1</sup> / <sub>16</sub> "–42"	28 <sup>7</sup> / <sub>16</sub> "	<b>CRRTNR</b>	\$637	\$670
48"	42 <sup>1</sup> / <sub>16</sub> "–48"	28 <sup>7</sup> / <sub>16</sub> "	<b>CRRTNR</b>	\$694	\$730

## ► Specification Information, continued on next page



## For Canadian Pricing

Multiply U.S. Price by the Canadian price factor.

► See page 1 for details.

## ► Specification Information, continued from previous page

## Specification Information

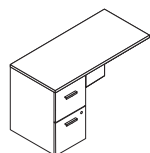
Dimensions				Style Number	U.S. Base Prices		
Modular Width	Parametric Width	Height	Modular Depth		LPL Case with Headset	LPL Case with HPL Headset	HPL Case with Headset

## Return with One Pedestal

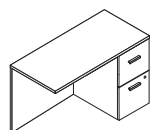
## Left Hand

Tip: Pricing includes Low-Pressure Laminate top. For High-Pressure Laminate top pricing, refer to SmartTools.

42"	N.A.	28 <sup>7</sup> / <sub>16</sub> "	24"	<b>CRRTNSPL</b>	\$1263	\$1325	\$1426
48"	42 <sup>1</sup> / <sub>16</sub> "–48"	28 <sup>7</sup> / <sub>16</sub> "	24"	<b>CRRTNSPL</b>	\$1382	\$1451	\$1562



Left-hand unit



Right-hand unit

## Right Hand

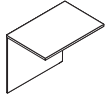
Tip: Pricing includes Low-Pressure Laminate top. For High-Pressure Laminate top pricing, refer to SmartTools.

42"	N.A.	28 <sup>7</sup> / <sub>16</sub> "	24"	<b>CRRTNSPR</b>	\$1263	\$1325	\$1426
48"	42 <sup>1</sup> / <sub>16</sub> "–48"	28 <sup>7</sup> / <sub>16</sub> "	24"	<b>CRRTNSPR</b>	\$1382	\$1451	\$1562

**For Canadian Pricing**Multiply U.S. Price by the  
Canadian price factor.

► See page 1 for details.

# Bridges



► Need help?  
Product details,  
page 56

## Standard Includes

- Bridge:
  - Low-Pressure Laminate case, price group 1
  - High-Pressure Laminate case, price group 1, if selected
- Attachment bracket
- 3 mm edgeband on user's side: plastic price group 1
- 1 mm edgeband on sides and back: plastic price group 1
- Modesty panel, full or quarter height
- Shipped ready to assemble

## Required to Specify

Style number

	Options	U.S. Price	Required to Specify
<b>Size Option</b>	<ul style="list-style-type: none"> <li>• Modular</li> <li>• Parametric</li> </ul>	Prices at right Prices at right	Specify <i>with modular</i> . Specify <i>with parametric</i> .
<b>Depth</b>	<ul style="list-style-type: none"> <li>• 18<sup>7</sup>/<sub>8</sub>"D</li> <li>• 24"D</li> </ul>	Prices at right Prices at right	Specify 18 <sup>7</sup> / <sub>8</sub> " depth. Specify 24" depth.
<b>Width</b>	<ul style="list-style-type: none"> <li>• 36"W</li> <li>• 42"W</li> <li>• 48"W</li> </ul>	Prices at right Prices at right Prices at right	Specify 36" width. Specify 42" width. Specify 48" width.
<b>Modesty Panel</b>	<ul style="list-style-type: none"> <li>• Full</li> <li>• Quarter height</li> </ul>	No cost No cost	Specify <i>with full panel</i> . Specify <i>with quarter height panel</i> .
<b>Worksurface Thickness</b>	<ul style="list-style-type: none"> <li>• 1<sup>1</sup>/<sub>8</sub>"</li> <li>• 1<sup>3</sup>/<sub>8</sub>"</li> </ul>	No cost +\$160	Specify <i>with 1<sup>1</sup>/<sub>8</sub>" thickness</i> . Specify <i>with 1<sup>3</sup>/<sub>8</sub>" thickness</i> .
<b>Case</b>	<ul style="list-style-type: none"> <li>• Low-Pressure Laminate (LPL) price group 1</li> <li>• High-Pressure Laminate (HPL) price group 1</li> <li>• High-Pressure Laminate (HPL) price group 2</li> <li>• High-Pressure Laminate (HPL) price group 3</li> <li>• Open Line laminate</li> </ul>	No cost Prices at right See information at left See information at left +\$102 plus cost of laminate	Specify laminate color number. Specify laminate color number. Specify laminate color number. Specify laminate color number. ► See <i>Surface Material Reference Manual</i> .
<b>Top Surface</b>	<ul style="list-style-type: none"> <li>• Low-Pressure Laminate (LPL) price group 1</li> <li>• High-Pressure Laminate (HPL) price group 1</li> <li>• High-Pressure Laminate (HPL) price group 2</li> <li>• High-Pressure Laminate (HPL) price group 3</li> <li>• Open Line laminate</li> </ul>	No cost Prices at right See information at left See information at left +\$102 plus cost of laminate	Specify laminate color number. Specify laminate color number. Specify laminate color number. Specify laminate color number. ► See <i>Surface Material Reference Manual</i> .
<b>Grommet Location</b>	<ul style="list-style-type: none"> <li>• No grommet</li> <li>• Center</li> </ul>	No cost +\$ 40	Specify <i>with no grommet</i> . Specify <i>with center grommet</i> .

**For laminate price group 2 and higher pricing, please refer to the electronic catalog or SmartTools.**



## For Canadian Pricing

Multiply U.S. Price by the Canadian price factor.

► See page 1 for details.

## Specification Information

• Dimensions				• U.S. Base Prices	
Modular Width	Parametric Width	Height	Style Number	Modular Depth	Parametric Depth
				18 <sup>7</sup> / <sub>8</sub> "	24"
				N.A.	18 <sup>15</sup> / <sub>16</sub> "
					–24"

## Bridge

## Low-Pressure Laminate Case

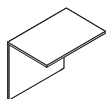
Tip: Pricing includes Low-Pressure Laminate top. For High-Pressure Laminate top pricing, refer to SmartTools.

36"	N.A.	28 <sup>7</sup> / <sub>16</sub> "	CRBRG	\$433	\$456
42"	36 <sup>1</sup> / <sub>16</sub> "–42"	28 <sup>7</sup> / <sub>16</sub> "	CRBRG	\$461	\$485
48"	42 <sup>1</sup> / <sub>16</sub> "–48"	28 <sup>7</sup> / <sub>16</sub> "	CRBRG	\$495	\$521

## High-Pressure Laminate Case

Tip: Pricing includes Low-Pressure Laminate top. For High-Pressure Laminate top pricing, refer to SmartTools.

36"	N.A.	28 <sup>7</sup> / <sub>16</sub> "	CRBRG	\$477	\$502
42"	36 <sup>1</sup> / <sub>16</sub> "–42"	28 <sup>7</sup> / <sub>16</sub> "	CRBRG	\$508	\$534
48"	42 <sup>1</sup> / <sub>16</sub> "–48"	28 <sup>7</sup> / <sub>16</sub> "	CRBRG	\$544	\$573
.	.	.	.	.	.

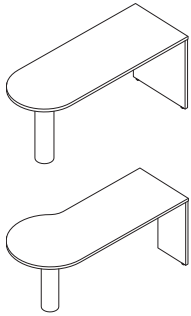


## For Canadian Pricing

Multiply U.S. Price by the Canadian price factor.

► See page 1 for details.

# D-Shape and P-Shape Worksurfaces



**For laminate price group 2 and higher pricing, please refer to the electronic catalog or SmartTools.**

*Tip: Right-hand P-shape worksurfaces pair with left-hand returns. Left-hand P-shape worksurfaces pair with right-hand returns.*

Standard Includes		Required to Specify	
► Need help? Product details, page 66	<ul style="list-style-type: none"> <li>Worksurface:               <ul style="list-style-type: none"> <li>Low-Pressure Laminate case with matching or contrasting Low-Pressure Laminate top</li> <li>Low-Pressure Laminate case with matching or contrasting High-Pressure Laminate top, if selected</li> <li>High-Pressure Laminate case with matching or contrasting Low-Pressure Laminate top, if selected</li> <li>High-Pressure Laminate case with matching or contrasting High-Pressure Laminate top, if selected</li> </ul> </li> <li>Column leg: paint price group 1</li> <li>Adjusting leveling glides</li> <li>Ships ready to assemble</li> </ul>	Style number	
Options		U.S. Price	Required to Specify
<b>Case</b>	Low-Pressure Laminate (LPL) price group 1	No cost	Specify laminate color number.
	High-Pressure Laminate (HPL) price group 1	Prices at right	Specify laminate color number.
	High-Pressure Laminate (HPL) price group 2	See information at left	Specify laminate color number.
	High-Pressure Laminate (HPL) price group 3	See information at left	Specify laminate color number.
	Open Line laminate	+\$102 plus cost of laminate	► See <i>Surface Material Reference Manual</i> .
<b>Top Surface</b>	Low-Pressure Laminate (LPL) price group 1	No cost	Specify laminate color number.
	High-Pressure Laminate (HPL) price group 1	Prices at right	Specify laminate color number.
	High-Pressure Laminate (HPL) price group 2	See information at left	Specify laminate color number.
	High-Pressure Laminate (HPL) price group 3	See information at left	Specify laminate color number.
	Open Line laminate	+\$102 plus cost of laminate	► See <i>Surface Material Reference Manual</i> .
<b>Base</b>	Paint price group 1	No cost	Specify paint color number.
	Paint price group 2	+\$ 24	Specify paint color number.
<b>Worksurface Thickness</b>	1 1/8"	No cost	Specify <i>with 1 1/8" thickness</i> .
	1 3/8"	+\$160	Specify <i>with 1 3/8" thickness</i> .
<b>Modesty Panel</b>	No modesty panel	No cost	Specify <i>without modesty panel</i> .
	Quarter height	+\$158	Specify <i>with quarter height panel</i> .
	Full	+\$279	Specify <i>with full panel</i> .
<b>Handedness</b>	Left-hand	No cost	Specify <i>with left-hand</i> .
	Right-hand	No cost	Specify <i>with right-hand</i> .



## For Canadian Pricing

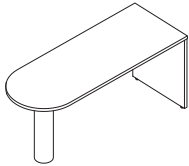
Multiply U.S. Price by the Canadian price factor.

► See page 1 for details.



### Specification Information

Style Number	Dimensions		Modular Width Parametric Width	U.S. Base Prices					
	Modular Depth	Parametric Depth		48"W	54"W	60"W	66"W	72"W	78"W
				48"W–53 <sup>15</sup> / <sub>16</sub> "W	54"W–59 <sup>15</sup> / <sub>16</sub> "W	60"W–65 <sup>15</sup> / <sub>16</sub> "W	66"W–71 <sup>15</sup> / <sub>16</sub> "W	72"W–77 <sup>15</sup> / <sub>16</sub> "W	78"W

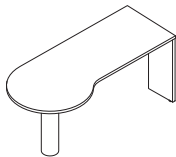


### D-Shape, Low-Pressure Laminate Case and Top

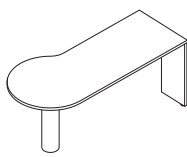
CRDWKSF	30"	30"–35 <sup>15</sup> / <sub>16</sub> "		\$1008	\$1052	\$1114	\$1184	\$1248	\$1310
	36"	36"		\$1109	\$1156	\$1226	\$1295	\$1397	\$1467

### D-Shape, High-Pressure Laminate Case and Top

CRDWKSF	30"	30"–35 <sup>15</sup> / <sub>16</sub> "		\$1261	\$1315	\$1393	\$1481	\$1559	\$1639
	36"	36"		\$1386	\$1447	\$1531	\$1620	\$1745	\$1834



Right-hand unit



Left-hand unit

### P-Shape, Low-Pressure Laminate Case and Top

CRPWKSF	24"	24"–29 <sup>15</sup> / <sub>16</sub> "		N.A.	\$1215	\$1279	\$1416	\$1621	N.A.
	30"	30"–35 <sup>15</sup> / <sub>16</sub> "		N.A.	\$1279	\$1345	\$1490	\$1705	N.A.
	36"	36"		N.A.	\$1342	\$1414	\$1564	\$1791	N.A.

### P-Shape, High-Pressure Laminate Case and Top

CRPWKSF	24"	24"–29 <sup>15</sup> / <sub>16</sub> "		N.A.	\$1518	\$1597	\$1768	\$2026	N.A.
	30"	30"–35 <sup>15</sup> / <sub>16</sub> "		N.A.	\$1597	\$1682	\$1861	\$2132	N.A.
	36"	36"		N.A.	\$1679	\$1766	\$1955	\$2237	N.A.

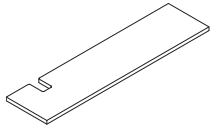


#### For Canadian Pricing

Multiply U.S. Price by the Canadian price factor.

► See page 1 for details.

# Parametric Common Tops HAD Application



Right-hand unit

► Need help?  
Product details,  
page 68

## Standard Includes

- 1/8" thick common top for Ology, Migration SE, and Slim Leg HAD application:
  - Low-Pressure Laminate price group 1
  - High-Pressure Laminate price group 1, if selected
- 3 mm edgeband on user's side: plastic price group 1
- 1 mm edgeband on sides and back: plastic price group 1
- Width: 30"W–96"W (LPL), 30"W–120"W (HPL)
- Depth: 18 7/8"D–24"D (LPL and HPL)

## Required to Specify

Style number

	Options	U.S. Price	Required to Specify
<b>Depth</b>	<ul style="list-style-type: none"> <li>• 18 7/8"D</li> <li>• 24"D</li> </ul>	Prices at right Prices at right	Specify 18 7/8" depth. Specify 24" depth.
<b>Desk Type</b>	<ul style="list-style-type: none"> <li>• Migration SE</li> <li>• Ology</li> <li>• Slim Leg HAD</li> </ul>	No cost No cost No cost	Specify <i>with Migration SE</i> . Specify <i>with Ology</i> . Specify <i>with Slim Leg HAD</i> .
<b>Desk Depth</b>	<ul style="list-style-type: none"> <li>• 23"D</li> <li>• 28"D</li> <li>• 29"D</li> <li>• 30"D</li> <li>• 34"D</li> <li>• 35"D</li> <li>• 36"D</li> </ul>	No cost No cost No cost No cost No cost No cost No cost	Specify 23" desk depth. Specify 28" desk depth. Specify 29" desk depth. Specify 30" desk depth. Specify 34" desk depth. Specify 35" desk depth. Specify 36" desk depth.
<b>Top Surface</b>	<ul style="list-style-type: none"> <li>• Low-Pressure Laminate (LPL) price group 1</li> <li>• High-Pressure Laminate (HPL) price group 1</li> <li>• High-Pressure Laminate (HPL) price group 2</li> <li>• Open Line laminate</li> </ul>	No cost Prices at right See information at left +\$102 plus cost of laminate	Specify laminate color number. Specify laminate color number. Specify laminate color number. ► See <i>Surface Material Reference Manual</i> .
<b>Worksurface Thickness</b>	<ul style="list-style-type: none"> <li>• 1 1/8"</li> <li>• 1 3/8"</li> </ul>	No cost +\$160	Specify <i>with 1 1/8" thickness</i> . Specify <i>with 1 3/8" thickness</i> .
<b>Handedness</b>	<ul style="list-style-type: none"> <li>• Left-hand</li> <li>• Right-hand</li> </ul>	No cost No cost	Specify <i>with left-hand</i> . Specify <i>with right-hand</i> .
<b>Leg Type</b>	<ul style="list-style-type: none"> <li>• C leg</li> <li>• T leg</li> </ul>	No cost No cost	Specify <i>with C leg</i> . Specify <i>with T leg</i> .

**For laminate price group 2 and higher pricing, please refer to the electronic catalog or SmartTools.**

*Tip: Width is specifiable in 1/16" increments.*

*Tip: When specifying a Currency parametric common top over a run of storage, use SmartTools to determine the correct dimension to be specified.*  
► Page 69

*Tip: Right-hand or left-hand application is determined by which leg of the Ology desk is located inside the storage.*

*Tip: Width is specifiable in 1/16" increments.*

*Tip: The actual thickness between Low-Pressure Laminate (LPL) and High-Pressure Laminate (HPL) worksurfaces is slightly different. It is recommended that only worksurfaces of the same type are specified in a given application. In addition, there may be sheen or texture differences when using LPL and HPL in adjacent applications.*



## For Canadian Pricing

Multiply U.S. Price by the Canadian price factor.

► See page 1 for details.

Specification Information

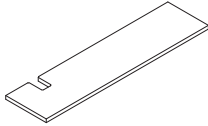
Style Number	Dimensions Width Parametric Width	Modular Depth Parametric Depth	U.S. Base Prices	
			18 <sup>7</sup> / <sub>8</sub> "D	24"D
			18 <sup>7</sup> / <sub>8</sub> "D—23 <sup>15</sup> / <sub>16</sub> "D	24"D

Common Tops HAD Application—Low-Pressure Laminate

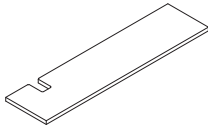
CRHADCT	30"	30"—35 <sup>15</sup> / <sub>16</sub> "	\$153	\$ 181
	36"	36"—41 <sup>15</sup> / <sub>16</sub> "	\$165	\$ 195
	42"	42"—47 <sup>15</sup> / <sub>16</sub> "	\$179	\$ 211
	48"	48"—53 <sup>15</sup> / <sub>16</sub> "	\$193	\$ 228
	54"	54"—59 <sup>15</sup> / <sub>16</sub> "	\$199	\$ 235
	60"	60"—65 <sup>15</sup> / <sub>16</sub> "	\$206	\$ 243
	66"	66"—71 <sup>15</sup> / <sub>16</sub> "	\$237	\$ 280
	72"	72"—77 <sup>15</sup> / <sub>16</sub> "	\$266	\$ 314
	78"	78"—83 <sup>15</sup> / <sub>16</sub> "	\$303	\$ 358
	84"	84"—89 <sup>15</sup> / <sub>16</sub> "	\$341	\$ 396
	90"	90"—95 <sup>15</sup> / <sub>16</sub> "	\$386	\$ 441
	96"	96"—101 <sup>15</sup> / <sub>16</sub> "	\$436	\$ 491
	102"	102"—107 <sup>15</sup> / <sub>16</sub> "	N.A.	N.A.
	108"	108"—113 <sup>15</sup> / <sub>16</sub> "	N.A.	N.A.
	114"	114"—119 <sup>15</sup> / <sub>16</sub> "	N.A.	N.A.
	120"	120"	N.A.	N.A.

Common Tops HAD Application—High-Pressure Laminate

CRHADCT	30"	30"—35 <sup>15</sup> / <sub>16</sub> "	\$204	\$ 241
	36"	36"—41 <sup>15</sup> / <sub>16</sub> "	\$221	\$ 260
	42"	42"—47 <sup>15</sup> / <sub>16</sub> "	\$238	\$ 281
	48"	48"—53 <sup>15</sup> / <sub>16</sub> "	\$256	\$ 304
	54"	54"—59 <sup>15</sup> / <sub>16</sub> "	\$264	\$ 313
	60"	60"—65 <sup>15</sup> / <sub>16</sub> "	\$275	\$ 324
	66"	66"—71 <sup>15</sup> / <sub>16</sub> "	\$317	\$ 373
	72"	72"—77 <sup>15</sup> / <sub>16</sub> "	\$353	\$ 419
	78"	78"—83 <sup>15</sup> / <sub>16</sub> "	\$399	\$ 477
	84"	84"—89 <sup>15</sup> / <sub>16</sub> "	\$453	\$ 528
	90"	90"—95 <sup>15</sup> / <sub>16</sub> "	\$512	\$ 588
	96"	96"—101 <sup>15</sup> / <sub>16</sub> "	\$580	\$ 655
	102"	102"—107 <sup>15</sup> / <sub>16</sub> "	\$655	\$ 721
	108"	108"—113 <sup>15</sup> / <sub>16</sub> "	\$741	\$ 815
	114"	114"—119 <sup>15</sup> / <sub>16</sub> "	\$839	\$ 923
	120"	120"	\$946	\$1041



Right-hand unit

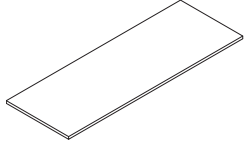


Right-hand unit



**For Canadian Pricing**  
Multiply U.S. Price by the  
Canadian price factor.  
► See page 1 for details.

# Parametric Common Tops/Worksurfaces



*Tip: When specifying a Currency parametric common top over a run of storage, use SmartTools to determine the correct dimension to be specified. See ▶ See Page 69*

**For laminate price group 2 and higher pricing,** please refer to the electronic catalog or SmartTools.

*Tip: Worksurfaces being used as a table, up to 84"W, require four legs and appropriate reinforcing channels. Worksurfaces 84<sup>1</sup>/<sub>16</sub>"W–120"W require six legs and appropriate reinforcing channels.*

*Tip: Reinforcing channels are ordered separately and must be used with tops larger than 54"W for 54"W or more of unsupported kneespace.*

*Tip: Any top used as a table with legs, equal to or larger than 30"Dx72"W requires two reinforcing channels.*

*Tip: The actual thickness between Low-Pressure Laminate (LPL) and High-Pressure Laminate (HPL) worksurfaces is slightly different. It is recommended that only worksurfaces of the same type are specified in a given application. In addition, there may be sheen or texture differences when using LPL and HPL in adjacent applications.*

*Tip: Width is specifiable in 1/16" increments.*



**For Canadian Pricing**  
Multiply U.S. Price by the Canadian price factor.  
▶ See page 1 for details.

Standard Includes		Required to Specify
▶ Need help? Product details, page 68	<ul style="list-style-type: none"> <li>• 1/8" thick common top:               <ul style="list-style-type: none"> <li>– Low-Pressure Laminate price group 1</li> <li>– High-Pressure Laminate price group 1, if selected</li> </ul> </li> <li>• 3 mm edgeband on user's side: plastic price group 1</li> <li>• 1 mm edgeband on sides and back: plastic price group 1</li> <li>• Depth: 12"D–36"D</li> <li>• Width: 15"W–96"W (LPL), 15"W–120"W (HPL)</li> </ul>	Style number

	Options	U.S. Price	Required to Specify
<b>Top Surface</b>	<ul style="list-style-type: none"> <li>• Low-Pressure Laminate (LPL) price group 1</li> <li>• High-Pressure Laminate (HPL) price group 1</li> <li>• High-Pressure Laminate (HPL) price group 2</li> <li>• High-Pressure Laminate (HPL) price group 3</li> <li>• Open Line laminate</li> </ul>	No cost Prices at right See information at left See information at left +\$102 plus cost of laminate	Specify laminate color number. Specify laminate color number. Specify laminate color number. Specify laminate color number. ▶ See Surface Material Reference Manual.
<b>Worksurface Thickness</b>	<ul style="list-style-type: none"> <li>• 1 1/8"</li> <li>• 1 3/8"</li> </ul>	No cost +\$160	Specify with 1 1/8" thickness. Specify with 1 3/8" thickness.
<b>Grommet Location</b>	<ul style="list-style-type: none"> <li>• No grommet</li> <li>• Left</li> <li>• Right</li> <li>• Center</li> <li>• Right and center</li> <li>• Left and center</li> <li>• Right, left, and center</li> </ul>	No cost +\$ 40 +\$ 40 +\$ 40 +\$ 80 +\$ 80 +\$120	Specify with no grommet. Specify with left grommet. Specify with right grommet. Specify with center grommet. Specify with right and center grommet. Specify with left and center grommet. Specify with right, left, and center grommet.

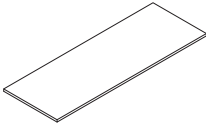
Specification Information

Style Number	Dimensions Width	Parametric Width	Modular Depth	U.S. Base Prices				
				12"D	18 <sup>7</sup> / <sub>8</sub> "D	24"D	30"D	36"D
			Parametric Depth	12"D–17 <sup>15</sup> / <sub>16</sub> "D	18"D–23 <sup>15</sup> / <sub>16</sub> "D	24"D–29 <sup>15</sup> / <sub>16</sub> "D	30"D–35 <sup>15</sup> / <sub>16</sub> "D	36"D

Parametric Common Tops/Worksurface–Low-Pressure Laminate

CRCT	15"	15"–17 <sup>15</sup> / <sub>16</sub> "		\$ 98	\$109	\$124	\$178	\$211
	18"	18"–23 <sup>15</sup> / <sub>16</sub> "		\$106	\$118	\$134	\$190	\$227
	24"	24"–29 <sup>15</sup> / <sub>16</sub> "		\$114	\$126	\$143	\$199	\$238
	30"	30"–35 <sup>15</sup> / <sub>16</sub> "		\$124	\$137	\$154	\$208	\$247
	36"	36"–41 <sup>15</sup> / <sub>16</sub> "		\$134	\$150	\$160	\$222	\$258
	42"	42"–47 <sup>15</sup> / <sub>16</sub> "		\$144	\$160	\$173	\$233	\$268
	48"	48"–53 <sup>15</sup> / <sub>16</sub> "		\$173	\$193	\$206	\$265	\$303
	54"	54"–59 <sup>15</sup> / <sub>16</sub> "		\$186	\$206	\$220	\$284	\$317
	60"	60"–65 <sup>15</sup> / <sub>16</sub> "		\$199	\$222	\$233	\$303	\$329
	66"	66"–71 <sup>15</sup> / <sub>16</sub> "		\$233	\$259	\$262	\$329	\$356
	72"	72"–77 <sup>15</sup> / <sub>16</sub> "		\$261	\$288	\$282	\$361	\$386
	78"	78"–83 <sup>15</sup> / <sub>16</sub> "		\$332	\$368	\$392	\$463	\$485
	84"	84"–89 <sup>15</sup> / <sub>16</sub> "		\$351	\$389	\$434	\$485	\$583
	90"	90"–95 <sup>15</sup> / <sub>16</sub> "		\$372	\$413	\$449	\$506	\$605
	96"	96"–101 <sup>15</sup> / <sub>16</sub> "		\$389	\$433	\$482	\$523	\$631
	102"	102"–107 <sup>15</sup> / <sub>16</sub> "		N.A.	N.A.	N.A.	N.A.	N.A.
	108"	108"–113 <sup>15</sup> / <sub>16</sub> "		N.A.	N.A.	N.A.	N.A.	N.A.
	114"	114"–119 <sup>15</sup> / <sub>16</sub> "		N.A.	N.A.	N.A.	N.A.	N.A.
	120"	120"		N.A.	N.A.	N.A.	N.A.	N.A.

► Specification Information, continued on next page



**For Canadian Pricing**  
Multiply U.S. Price by the  
Canadian price factor.  
► See page 1 for details.

## Parametric Common Tops/Worksurfaces, continued

## ► Specifying Information, continued from previous page

## Specification Information

• Style Number	• Dimensions Width	• Parametric Width	• Modular Depth	• U.S. Base Prices				
				12"D	18 <sup>7</sup> / <sub>8</sub> "D	24"D	30"D	36"D
			• Parametric Depth	12"D— 17 <sup>15</sup> / <sub>16</sub> "D	18"D— 23 <sup>15</sup> / <sub>16</sub> "D	24"D— 29 <sup>15</sup> / <sub>16</sub> "D	30"D— 35 <sup>15</sup> / <sub>16</sub> "D	36"D

## Parametric Common Tops/Worksurface—High-Pressure Laminate

CRCT	15"	15"—17 <sup>15</sup> / <sub>16</sub> "		\$131	\$145	\$165	\$237	\$283
	18"	18"—23 <sup>15</sup> / <sub>16</sub> "		\$141	\$157	\$180	\$252	\$303
	24"	24"—29 <sup>15</sup> / <sub>16</sub> "		\$151	\$170	\$191	\$264	\$318
	30"	30"—35 <sup>15</sup> / <sub>16</sub> "		\$165	\$184	\$206	\$280	\$329
	36"	36"—41 <sup>15</sup> / <sub>16</sub> "		\$180	\$201	\$213	\$297	\$343
	42"	42"—47 <sup>15</sup> / <sub>16</sub> "		\$192	\$213	\$231	\$311	\$356
	48"	48"—53 <sup>15</sup> / <sub>16</sub> "		\$231	\$256	\$275	\$352	\$404
	54"	54"—59 <sup>15</sup> / <sub>16</sub> "		\$247	\$275	\$294	\$380	\$423
	60"	60"—65 <sup>15</sup> / <sub>16</sub> "		\$264	\$297	\$311	\$404	\$438
	66"	66"—71 <sup>15</sup> / <sub>16</sub> "		\$311	\$344	\$348	\$438	\$475
	72"	72"—77 <sup>15</sup> / <sub>16</sub> "		\$347	\$385	\$390	\$481	\$515
	78"	78"—83 <sup>15</sup> / <sub>16</sub> "		\$443	\$491	\$524	\$618	\$646
	84"	84"—89 <sup>15</sup> / <sub>16</sub> "		\$468	\$519	\$578	\$646	\$778
	90"	90"—95 <sup>15</sup> / <sub>16</sub> "		\$496	\$550	\$599	\$674	\$808
	96"	96"—101 <sup>15</sup> / <sub>16</sub> "		\$519	\$577	\$642	\$697	\$841
	102"	102"—107 <sup>15</sup> / <sub>16</sub> "		\$543	\$602	\$669	\$727	\$873
	108"	108"—113 <sup>15</sup> / <sub>16</sub> "		\$567	\$631	\$699	\$754	\$905
	114"	114"—119 <sup>15</sup> / <sub>16</sub> "		\$592	\$657	\$728	\$780	\$936
	120"	120"		\$617	\$683	\$756	\$806	\$968

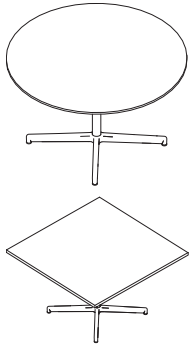
**For Canadian Pricing**

Multiply U.S. Price by the  
Canadian price factor.

► See page 1 for details.



# Round and Square Tables



Tip: Please note that matrix of pricing shown below is before base/leg added. See base type for additional pricing.

**For laminate price group 2 and higher pricing, please refer to the electronic catalog or SmartTools.**

Tip: Leg height is only an option when a base type of "square leg" is selected.

Standard Includes		Required to Specify	
► Need help? Product details, page 70	<ul style="list-style-type: none"> <li>Top: Low-Pressure Laminate price group 1 with 3 mm plastic square edge</li> <li>Ships ready to assemble</li> </ul>	Style number	

	Options	U.S. Price	Required to Specify
<b>Top Surface</b>	<ul style="list-style-type: none"> <li>Low-Pressure Laminate (LPL) price group 1</li> <li>High-Pressure Laminate (HPL) price group 1</li> <li>High-Pressure Laminate (HPL) price group 2</li> <li>High-Pressure Laminate (HPL) price group 3</li> <li>Open Line laminate</li> </ul>	No cost Prices at right See information at left See information at left +\$102 plus cost of laminate	Specify laminate color number. Specify laminate color number. Specify laminate color number. Specify laminate color number. ► See Surface Material Reference Manual.
<b>Base Type</b>	<ul style="list-style-type: none"> <li>Square leg</li> <li>X-base</li> <li>Post leg</li> </ul>	See Leg Height +\$ 462 +\$1840	Specify with square leg. Specify with X-base. Specify with post leg.
<b>X-Base</b>	<ul style="list-style-type: none"> <li>Paint price group 1</li> <li>Paint price group 2</li> <li>Paint price group 3</li> <li>Polished aluminum</li> </ul>	No cost +\$ 24 +\$ 35 +\$ 168	Specify paint color number. Specify paint color number. Specify paint color number. Specify with polished aluminum.
<b>Post Leg Base</b>	<ul style="list-style-type: none"> <li>Paint price group 1</li> <li>Paint price group 2</li> </ul>	No cost +\$ 24	Specify paint color number. Specify paint color number.
<b>Square Leg Base</b>	<ul style="list-style-type: none"> <li>Paint price group 1</li> <li>Paint price group 2</li> <li>Paint price group 3</li> </ul>	No cost No cost No cost	Specify paint color number. Specify paint color number. Specify paint color number.
<b>Column</b>	<ul style="list-style-type: none"> <li>Paint price group 1</li> <li>Paint price group 2</li> <li>Paint price group 3</li> <li>Polished aluminum</li> </ul>	No cost +\$ 24 +\$ 35 +\$ 168	Specify paint color number. Specify paint color number. Specify paint color number. Specify with polished aluminum.
<b>Square Leg Height</b>	<ul style="list-style-type: none"> <li>28"H</li> <li>16"H</li> <li>19"H</li> </ul>	+\$ 780 +\$ 884 +\$ 924	Specify with 28" leg height. Specify with 16" leg height. Specify with 18" leg height.
<b>Worksurface Thickness</b>	<ul style="list-style-type: none"> <li>1 1/8"</li> <li>1 3/8"</li> </ul>	No cost +\$ 160	Specify with 1 1/8" thickness. Specify with 1 3/8" thickness.

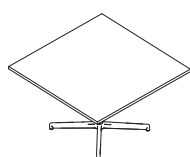
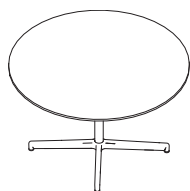


## For Canadian Pricing

Multiply U.S. Price by the Canadian price factor.

► See page 1 for details.





*Tip: Please note that matrix of pricing shown below is before base/leg added. See base type for additional pricing.*

### Specification Information

Style Numbers	Dimensions		U.S. Base Prices	
	Modular Diameter/Width	Parametric Diameter/Width	LPL	HPL

### Round Table

CRRTBL	36"	36"—41.9375"	\$523	\$ 655
	42"	42"—47.9375"	\$680	\$ 851
	48"	48"—53.9375"	\$780	\$ 976
	54"	54"	\$915	\$1143

### Square Table

CRSQTBL	36"	36"—41.9375"	\$523	\$ 655
	42"	42"—47.9375"	\$680	\$ 851
	48"	48"—53.9375"	\$780	\$ 976
	54"	54"	\$915	\$1143

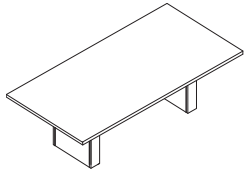


### For Canadian Pricing

Multiply U.S. Price by the Canadian price factor.

► See page 1 for details.

# Rectangle Tables



Shown with optional base.

Tip: 36"W–59<sup>15</sup>/<sub>16</sub>"W rectangular shaped tops are also available. For the complete parametric size offering and pricing, please refer to SmartTools.

**For laminate price group 2 and higher pricing,** please refer to the electronic catalog or SmartTools.

Tip: Two-piece tops will occur when the top is in Low-Pressure Laminate and larger than 95<sup>3</sup>/<sub>4</sub>"W, and in High-Pressure Laminate and larger than 119<sup>15</sup>/<sub>16</sub>"W. Tops will be split into two equal sections and ship with connecting hardware. Low-Pressure Laminate two-piece tops will not have matching grain patterns. All High-Pressure Laminate two-piece tops above 144"W will not have matching grain patterns. Woodgrain High-Pressure Laminate two-piece tops 120"W–144"W will have matching grain patterns.

Tip: Grommet options allow for either no grommet or hinged power door unit(s). Grommets are available for order as a separate style number, and are field installed.

Tip: Grommet option available on tops with 36"D–48"D and 60"W–168"W.

Tip: Selecting hinged door grommet option results in cut out in table top. Power unit ships separately and is field installed.



## For Canadian Pricing

Multiply U.S. Price by the Canadian price factor.

► See page 1 for details.

Standard Includes		Required to Specify	
► Need help? Product details, page 70	<ul style="list-style-type: none"> <li>Top: Low-Pressure Laminate price group 1 with 3 mm plastic square edge</li> <li>Ships ready to assemble</li> <li>Reinforcing channel, if required, dependent on table size and base option</li> </ul>	Style number	

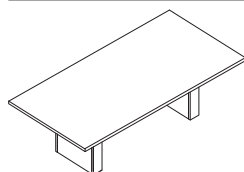
Options	U.S. Price	Required to Specify	
<b>Top Surface</b>	<ul style="list-style-type: none"> <li>Low-Pressure Laminate (LPL) price group 1</li> <li>High-Pressure Laminate (HPL) price group 1</li> <li>High-Pressure Laminate (HPL) price group 2</li> <li>High-Pressure Laminate (HPL) price group 3</li> <li>Open Line laminate</li> </ul>	No cost Prices at right See information at left See information at left +\$102 plus cost of laminate	Specify laminate color number. Specify laminate color number. Specify laminate color number. Specify laminate color number. ► See Surface Material Reference Manual.
<b>Base Type</b>	<ul style="list-style-type: none"> <li>Column</li> <li>Post leg</li> <li>Rectangular base</li> <li>Square leg</li> <li>T-base</li> <li>X-base</li> </ul>	Prices below Prices below Prices below Prices below Prices below Prices below	Specify with column. Specify with post leg. Specify with rectangular base. Specify with square leg. Specify with T-base. Specify with X-base.
<b>Worksurface Thickness</b>	<ul style="list-style-type: none"> <li>1<sup>1</sup>/<sub>8</sub>"</li> <li>1<sup>3</sup>/<sub>8</sub>"</li> </ul>	No cost +\$160	Specify with 1 <sup>1</sup> / <sub>8</sub> " thickness. Specify with 1 <sup>3</sup> / <sub>8</sub> " thickness.
<b>Grommet</b>	<ul style="list-style-type: none"> <li>No grommet</li> <li>Hinged door</li> </ul>	No cost +\$529 per hinged door	Specify without grommet. Specify with hinged door.

## Base Type Upcharges

Base Type	Base Price Per Base	Options			
		Paint Price Group 2	Paint Price Group 3	Polished Chrome	High-Pressure Laminate Price Group 1
<b>Column</b>	+\$323	+\$24	N.A.	N.A.	N.A.
<b>Post Leg</b>	+\$460	+\$24	N.A.	N.A.	N.A.
<b>Rectangular Base</b>					
17 <sup>9</sup> / <sub>16</sub> "W	+\$780	N.A.	N.A.	N.A.	+\$196
23 <sup>9</sup> / <sub>16</sub> "W	+\$879	N.A.	N.A.	N.A.	+\$220
<b>Square Leg</b>					
16"H	+\$221	+\$33	N.A.	N.A.	N.A.
19"H	+\$231	+\$33	N.A.	N.A.	N.A.
27 <sup>1</sup> / <sub>4</sub> "H	+\$195	+\$33	N.A.	N.A.	N.A.
<b>T-base</b>					
26"W	+\$317	+\$24	+\$35	+\$168	N.A.
36"W	+\$395	+\$24	+\$35	+\$168	N.A.
<b>X-base</b>					
26"W	+\$359	+\$24	+\$35	+\$168	N.A.
36"W	+\$462	+\$24	+\$35	+\$168	N.A.

## Specification Information

• Style Number	• Dimensions		• U.S. Base Prices										
	Mod. Depth	Para. Depth	Mod. Width	60"W	66"W	72"W	78"W	84"W	90"W	96"W	102"W	108"W	114"W
			Para. Width	60"W— 65 <sup>15</sup> / <sub>16</sub> "W	66"W— 71 <sup>15</sup> / <sub>16</sub> "W	72"W— 77 <sup>15</sup> / <sub>16</sub> "W	78"W— 83 <sup>15</sup> / <sub>16</sub> "W	84"W— 89 <sup>15</sup> / <sub>16</sub> "W	90"W— 95 <sup>15</sup> / <sub>16</sub> "W	96"W— 101 <sup>15</sup> / <sub>16</sub> "W	102"W— 107 <sup>15</sup> / <sub>16</sub> "W	108"W— 113 <sup>15</sup> / <sub>16</sub> "W	114"W— 119 <sup>15</sup> / <sub>16</sub> "W



Tip: For the complete range of parametric sizes available, please refer to SmartTools.

Shown with optional base.

## Rectangle Table—Low-Pressure Laminate

CRRECTBL	24"	24"—29.9375"		\$ 595	\$ 643	\$ 686	\$ 727	\$ 772	\$ 818	\$ 867	\$ 915	\$ 964	\$1018
	30"	30"—35.9375"		\$ 643	\$ 686	\$ 728	\$ 773	\$ 819	\$ 868	\$ 920	\$ 970	\$1024	\$1080
	36"	36"—41.9375"		\$ 688	\$ 737	\$ 788	\$ 834	\$ 884	\$ 937	\$ 995	\$1049	\$1106	\$1166
	42"	42"—47.9375"		\$ 756	\$ 809	\$ 867	\$ 919	\$ 973	\$1032	\$1095	\$1155	\$1218	\$1284
	48"	48"		\$ 833	\$ 892	\$ 954	\$1010	\$1073	\$1136	\$1236	\$1304	\$1376	\$1449

## ► Specifying Information, continued from above

Style Number	Dimensions		U.S. Base Prices									
	Mod. Depth	Para. Depth	Mod. Width	120"W	126"W	132"W	138"W	144"W	150"W	156"W	162"W	168"W
			Para. Width	120"W— 125 <sup>15</sup> / <sub>16</sub> "W	126"W— 131 <sup>15</sup> / <sub>16</sub> "W	132"W— 137 <sup>15</sup> / <sub>16</sub> "W	138"W— 143 <sup>15</sup> / <sub>16</sub> "W	144"W— 149 <sup>15</sup> / <sub>16</sub> "W	150"W— 155 <sup>15</sup> / <sub>16</sub> "W	156"W— 161 <sup>15</sup> / <sub>16</sub> "W	162"W— 167 <sup>15</sup> / <sub>16</sub> "W	168"W

## Rectangle Table—Low-Pressure Laminate

CRRECTBL	24"	24"—29.9375"		\$1074	\$1127	\$1184	\$1237	\$1293	\$1349	N.A.	N.A.	N.A.
	30"	30"—35.9375"		\$1139	\$1197	\$1257	\$1312	\$1370	\$1434	N.A.	N.A.	N.A.
	36"	36"—41.9375"		\$1232	\$1294	\$1359	\$1419	\$1483	\$1550	N.A.	N.A.	N.A.
	42"	42"—47.9375"		\$1356	\$1422	\$1494	\$1562	\$1631	\$1705	N.A.	N.A.	N.A.
	48"	48"		\$1529	\$1606	\$1687	\$1763	\$1842	\$1925	N.A.	N.A.	N.A.

## ► Specifying Information, continued on next page



## For Canadian Pricing

Multiply U.S. Price by the Canadian price factor.

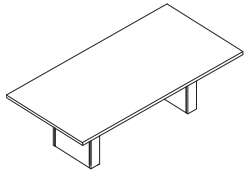
► See page 1 for details.

## Rectangle Tables, continued

## ► Specifying Information, continued from previous page

## Specification Information

Style Number	Dimensions		U.S. Base Prices										
	Mod. Depth	Para. Depth	Mod. Width	60"W	66"W	72"W	78"W	84"W	90"W	96"W	102"W	108"W	114"W
			Para. Width	60"W—65 <sup>15</sup> / <sub>16</sub> "W	66"W—71 <sup>15</sup> / <sub>16</sub> "W	72"W—77 <sup>15</sup> / <sub>16</sub> "W	78"W—83 <sup>15</sup> / <sub>16</sub> "W	84"W—89 <sup>15</sup> / <sub>16</sub> "W	90"W—95 <sup>15</sup> / <sub>16</sub> "W	96"W—101 <sup>15</sup> / <sub>16</sub> "W	102"W—107 <sup>15</sup> / <sub>16</sub> "W	108"W—113 <sup>15</sup> / <sub>16</sub> "W	114"W—119 <sup>15</sup> / <sub>16</sub> "W



Tip: For the complete range of parametric sizes available, please refer to SmartTools.

Shown with optional base.

## Rectangle Table—High-Pressure Laminate

CRRECTBL	24"	24"—29.9375"	\$ 743	\$ 803	\$ 858	\$ 908	\$ 965	\$1022	\$1084	\$1143	\$1204	\$1273
	30"	30"—35.9375"	\$ 803	\$ 858	\$ 909	\$ 966	\$1023	\$1085	\$1149	\$1212	\$1280	\$1348
	36"	36"—41.9375"	\$ 860	\$ 920	\$ 985	\$1042	\$1106	\$1171	\$1244	\$1311	\$1384	\$1458
	42"	42"—47.9375"	\$ 945	\$1012	\$1084	\$1148	\$1216	\$1290	\$1370	\$1443	\$1523	\$1604
	48"	48"	\$1040	\$1115	\$1192	\$1263	\$1339	\$1419	\$1544	\$1629	\$1719	\$1812

## ► Specifying Information, continued on from above

Style Number	Dimensions		U.S. Base Prices									
	Mod. Depth	Para. Depth	Mod. Width	120"W	126"W	132"W	138"W	144"W	150"W	156"W	162"W	168"W
			Para. Width	120"W—125 <sup>15</sup> / <sub>16</sub> "W	126"W—131 <sup>15</sup> / <sub>16</sub> "W	132"W—137 <sup>15</sup> / <sub>16</sub> "W	138"W—143 <sup>15</sup> / <sub>16</sub> "W	144"W—149 <sup>15</sup> / <sub>16</sub> "W	150"W—155 <sup>15</sup> / <sub>16</sub> "W	156"W—161 <sup>15</sup> / <sub>16</sub> "W	162"W—167 <sup>15</sup> / <sub>16</sub> "W	168"W—173 <sup>15</sup> / <sub>16</sub> "W

## Rectangle Table—High-Pressure Laminate

CRRECTBL	24"	24"—29.9375"	\$1341	\$1409	\$1480	\$1545	\$1616	\$1687	\$1763	\$1842	\$1927
	30"	30"—35.9375"	\$1423	\$1497	\$1571	\$1640	\$1712	\$1793	\$1874	\$1956	\$2045
	36"	36"—41.9375"	\$1539	\$1618	\$1698	\$1775	\$1853	\$1937	\$2024	\$2117	\$2211
	42"	42"—47.9375"	\$1695	\$1778	\$1868	\$1953	\$2039	\$2131	\$2227	\$2326	\$2433
	48"	48"	\$1911	\$2008	\$2109	\$2204	\$2302	\$2407	\$2515	\$2628	\$2660



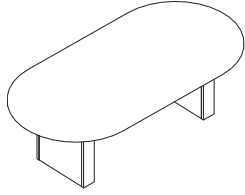
## For Canadian Pricing

Multiply U.S. Price by the Canadian price factor.

► See page 1 for details.



# Racetrack Tables



Shown with optional base.

**For laminate price group 2 and higher pricing,** please refer to the electronic catalog or SmartTools.

*Tip: Two-piece tops will occur when the top is in Low-Pressure Laminate and larger than 95¾"W, and in High-Pressure Laminate and larger than 119½"W. Tops will be split into two equal sections and ship with connecting hardware. Low-Pressure Laminate two-piece tops will not have matching grain patterns. All High-Pressure Laminate two-piece tops above 144"W will not have matching grain patterns. Woodgrain High-Pressure Laminate two-piece tops 120"W–144"W will have matching grain patterns.*

*Tip: Grommet options allow for either no grommet or hinged power door unit(s). Grommets are available for order as a separate style number, and are field installed.*

*Tip: Grommet option available on tops with 36"D–48"D and 60"W–168"W.*

*Tip: Selecting hinged door grommet option results in cut out in table top. Power unit ships separately and is field installed.*

Standard Includes		Required to Specify	
► Need help? Product details, page 70	<ul style="list-style-type: none"> <li>Top: Low-Pressure Laminate price group 1 with 3 mm plastic square edge</li> <li>Ships ready to assemble</li> <li>Reinforcing channel, if required, dependent on table size and base option</li> </ul>	Style number	

	Options	U.S. Price	Required to Specify
<b>Top Surface</b>	<ul style="list-style-type: none"> <li>Low-Pressure Laminate (LPL) price group 1</li> <li>High-Pressure Laminate (HPL) price group 1</li> <li>High-Pressure Laminate (HPL) price group 2</li> <li>High-Pressure Laminate (HPL) price group 3</li> <li>Open Line laminate</li> </ul>	No cost Prices at right See information at left See information at left +\$102 plus cost of laminate	Specify laminate color number. Specify laminate color number. Specify laminate color number. Specify laminate color number. ► See <i>Surface Material Reference Manual</i> .
<b>Base Type</b>	<ul style="list-style-type: none"> <li>Column</li> <li>Post leg</li> <li>Rectangular base</li> <li>T-base</li> <li>X-base</li> </ul>	Prices below Prices below Prices below Prices below Prices below	Specify <i>with column</i> . Specify <i>with post leg</i> . Specify <i>with rectangular base</i> . Specify <i>with T-base</i> . Specify <i>with X-base</i> .
<b>Worksurface Thickness</b>	<ul style="list-style-type: none"> <li>1½"</li> <li>1¾"</li> </ul>	No cost +\$160	Specify <i>with 1½" thickness</i> . Specify <i>with 1¾" thickness</i> .
<b>Grommet</b>	<ul style="list-style-type: none"> <li>No grommet</li> <li>Hinged door</li> </ul>	No cost +\$529 per hinged door	Specify <i>without grommet</i> . Specify <i>with hinged door</i> .

## Base Type Upcharges

Base Type	Base Price Per Base	Options (Add \$ to Base Price)			
		Paint Price Group 2	Paint Price Group 3	Polished Chrome	High-Pressure Laminate Price Group 1
<b>Column</b>	+\$323	+\$24	N.A.	N.A.	N.A.
<b>Post Leg</b>	+\$460	+\$24	N.A.	N.A.	N.A.
<b>Rectangular Base</b>					
179½"W	+\$780	N.A.	N.A.	N.A.	+\$196
239½"W	+\$879	N.A.	N.A.	N.A.	+\$220
<b>T-base</b>					
26"W	+\$317	+\$24	+\$35	+\$168	N.A.
36"W	+\$395	+\$24	+\$35	+\$168	N.A.
<b>X-base</b>					
26"W	+\$359	+\$24	+\$35	+\$168	N.A.
36"W	+\$462	+\$24	+\$35	+\$168	N.A.



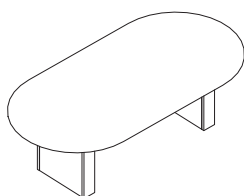
### For Canadian Pricing

Multiply U.S. Price by the Canadian price factor.

► See page 1 for details.

## Specification Information

Style Number	Dimensions Mod. Depth   Para. Depth		Mod. Width Para. Width	U.S. Base Prices								
				66"W	72"W	78"W	84"W	90"W	96"W	102"W	108"W	114"W
				66"W— 71 <sup>15</sup> / <sub>16</sub> "W	72"W— 77 <sup>15</sup> / <sub>16</sub> "W	78"W— 83 <sup>15</sup> / <sub>16</sub> "W	84"W— 89 <sup>15</sup> / <sub>16</sub> "W	90"W— 95 <sup>15</sup> / <sub>16</sub> "W	96"W— 101 <sup>15</sup> / <sub>16</sub> "W	102"W— 107 <sup>15</sup> / <sub>16</sub> "W	108"W— 113 <sup>15</sup> / <sub>16</sub> "W	114"W— 119 <sup>15</sup> / <sub>16</sub> "W



Shown with optional base.

## Racetrack Table—Low-Pressure Laminate

CRRCTRKTB	36"	36"—41.9375"	\$ 773	\$ 826	\$ 877	\$ 929	\$ 985	\$1044	\$1102	\$1162	\$1226
	42"	42"—47.9375"	\$ 850	\$ 909	\$ 964	\$1022	\$1083	\$1149	\$1211	\$1279	\$1348
	48"	48"	\$ 935	\$1001	\$1061	\$1125	\$1192	\$1297	\$1367	\$1443	\$1523

► Specifying Information, continued from above

Style Number	Dimensions Mod. Depth   Para. Depth		Mod. Width Para. Width	U.S. Base Prices								
				120"W	126"W	132"W	138"W	144"W	150"W	156"W	162"W	168"W
				120"W— 125 <sup>15</sup> / <sub>16</sub> "W	126"W— 131 <sup>15</sup> / <sub>16</sub> "W	132"W— 137 <sup>15</sup> / <sub>16</sub> "W	138"W— 143 <sup>15</sup> / <sub>16</sub> "W	144"W— 149 <sup>15</sup> / <sub>16</sub> "W	150"W— 155 <sup>15</sup> / <sub>16</sub> "W	156"W— 161 <sup>15</sup> / <sub>16</sub> "W	162"W— 167 <sup>15</sup> / <sub>16</sub> "W	168"W

## Racetrack Table—Low-Pressure Laminate

CRRCTRKTB	36"	36"—41.9375"	\$1294	\$1359	\$1426	\$1490	\$1559	\$1626	\$1700	\$1778	\$1858
	42"	42"—47.9375"	\$1422	\$1494	\$1569	\$1640	\$1713	\$1790	\$1870	\$1955	\$2043
	48"	48"	\$1606	\$1687	\$1770	\$1850	\$1934	\$2021	\$2112	\$2207	\$2232

► Specifying Information, continued on next page



## For Canadian Pricing

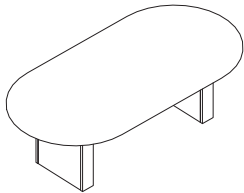
Multiply U.S. Price by the Canadian price factor.

► See page 1 for details.

## Racetrack Tables, continued

## ► Specifying Information, continued from previous page

Specification Information												
Style Number	Dimensions		Mod. Width Para. Width	U.S. Base Prices								
	Mod. Depth	Para. Depth		66"W	72"W	78"W	84"W	90"W	96"W	102"W	108"W	114"W
				66"W— 71 <sup>15</sup> / <sub>16</sub> "W	72"W— 77 <sup>15</sup> / <sub>16</sub> "W	78"W— 83 <sup>15</sup> / <sub>16</sub> "W	84"W— 89 <sup>15</sup> / <sub>16</sub> "W	90"W— 95 <sup>15</sup> / <sub>16</sub> "W	96"W— 101 <sup>15</sup> / <sub>16</sub> "W	102"W— 107 <sup>15</sup> / <sub>16</sub> "W	108"W— 113 <sup>15</sup> / <sub>16</sub> "W	114"W— 119 <sup>15</sup> / <sub>16</sub> "W



Shown with optional base.

## Racetrack Table—High-Pressure Laminate

CRRCTRKTBL	36"	36"—41.9375"	\$ 966	\$1032	\$1097	\$1161	\$1231	\$1305	\$1379	\$1453	\$1532
	42"	42"—47.9375"	\$1064	\$1136	\$1204	\$1278	\$1356	\$1436	\$1514	\$1598	\$1686
	48"	48"	\$1169	\$1253	\$1325	\$1406	\$1491	\$1621	\$1708	\$1804	\$1903

## ► Specifying Information, continued from above

Style Number	Dimensions		Mod. Width Para. Width	U.S. Base Prices								
	Mod. Depth	Para. Depth		120"W	126"W	132"W	138"W	144"W	150"W	156"W	162"W	168"W
				120"W— 125 <sup>15</sup> / <sub>16</sub> "W	126"W— 131 <sup>15</sup> / <sub>16</sub> "W	132"W— 137 <sup>15</sup> / <sub>16</sub> "W	138"W— 143 <sup>15</sup> / <sub>16</sub> "W	144"W— 149 <sup>15</sup> / <sub>16</sub> "W	150"W— 155 <sup>15</sup> / <sub>16</sub> "W	156"W— 161 <sup>15</sup> / <sub>16</sub> "W	162"W— 167 <sup>15</sup> / <sub>16</sub> "W	168"W

## Racetrack Table—High-Pressure Laminate

CRRCTRKTBL	36"	36"—41.9375"	\$1618	\$1698	\$1784	\$1864	\$1948	\$2033	\$2125	\$2223	\$2321
	42"	42"—47.9375"	\$1778	\$1868	\$1961	\$2049	\$2141	\$2237	\$2337	\$2443	\$2554
	48"	48"	\$2008	\$2109	\$2213	\$2312	\$2418	\$2527	\$2641	\$2759	\$2791



## For Canadian Pricing

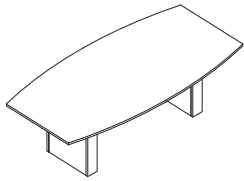
Multiply U.S. Price by the Canadian price factor.

► See page 1 for details.





# Boat-Shaped Tables



Shown with optional base.

**For laminate price group 2 and higher pricing, please refer to the electronic catalog or SmartTools.**

*Tip: Two-piece tops will occur when the top is in Low-Pressure Laminate and larger than 95<sup>3</sup>/<sub>4</sub>"W, and in High-Pressure Laminate and larger than 119<sup>5</sup>/<sub>16</sub>"W. Tops will be split into two equal sections and ship with connecting hardware. Low-Pressure Laminate two-piece tops will not have matching grain patterns. All High-Pressure Laminate two-piece tops above 144"W will not have matching grain patterns. Woodgrain High-Pressure Laminate two-piece tops 120"W–144"W will have matching grain patterns.*

*Tip: Grommet options allow for either no grommet or hinged power door unit(s). Grommets are available for order as a separate style number, and are field installed.*

*Tip: Grommet option available on tops with 36"D–48"D and 60"W–168"W.*

*Tip: Selecting hinged door grommet option results in cut out in table top. Power unit ships separately and is field installed.*

Standard Includes		Required to Specify
► Need help? Product details, page 70	<ul style="list-style-type: none"><li>• Top: Low-Pressure Laminate price group 1 with 3 mm plastic square edge</li><li>• Ships ready to assemble</li><li>• Reinforcing channel, if required, dependent on table size and base option</li></ul>	Style number

Options	U.S. Price	Required to Specify
<b>Top Surface</b>	<ul style="list-style-type: none"><li>• Low-Pressure Laminate (LPL) price group 1</li><li>• High-Pressure Laminate (HPL) price group 1</li><li>• High-Pressure Laminate (HPL) price group 2</li><li>• High-Pressure Laminate (HPL) price group 3</li><li>• Open Line laminate</li></ul>	<p>No cost</p> <p>Prices at right</p> <p>See information at left</p> <p>See information at left</p> <p>+ \$102 plus cost of laminate</p> <p>► See <i>Surface Material Reference Manual</i>.</p>
<b>Base Type</b>	<ul style="list-style-type: none"><li>• Column</li><li>• Rectangular base</li><li>• T-base</li><li>• X-base</li></ul>	<p>Prices below</p> <p>Prices below</p> <p>Prices below</p> <p>Prices below</p> <p>Specify <i>with column</i>.</p> <p>Specify <i>with rectangular base</i>.</p> <p>Specify <i>with T-base</i>.</p> <p>Specify <i>with X-base</i>.</p>
<b>Worksurface Thickness</b>	<ul style="list-style-type: none"><li>• 1 1/8"</li><li>• 1 3/8"</li></ul>	<p>No cost</p> <p>+ \$160</p> <p>Specify <i>with 1 1/8" thickness</i>.</p> <p>Specify <i>with 1 3/8" thickness</i>.</p>
<b>Grommet</b>	<ul style="list-style-type: none"><li>• No grommet</li><li>• Hinged door</li></ul>	<p>No cost</p> <p>+ \$529 per hinged door</p> <p>Specify <i>without grommet</i>.</p> <p>Specify <i>with hinged door</i>.</p>

## Base Type Upcharges

Base Type	Base Price Per Base	Options (Add \$ to Base Price)			
		Paint Price Group 2	Paint Price Group 3	Polished Chrome	High-Pressure Laminate Price Group 1
<b>Column</b>	+\$323	+\$24	N.A.	N.A.	N.A.
<b>Rectangular Base</b>					
17 <sup>9</sup> / <sub>16</sub> "W	N.A.	N.A.	N.A.	N.A.	N.A.
23 <sup>9</sup> / <sub>16</sub> "W	+\$879	N.A.	N.A.	N.A.	+\$220
<b>T-base</b>					
26"W	N.A.	N.A.	N.A.	N.A.	N.A.
36"W	+\$395	+\$24	+\$35	+\$168	N.A.
<b>X-base</b>					
26"W	N.A.	N.A.	N.A.	N.A.	N.A.
36"W	+\$462	+\$24	+\$35	+\$168	N.A.



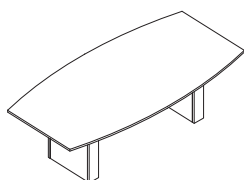
### For Canadian Pricing

Multiply U.S. Price by the Canadian price factor.

► See page 1 for details.

## Specification Information

• Style Number	• Dimensions Modular Depth	Mod. Width	• U.S. Base Prices								
			96"W	102"W	108"W	114"W	120"W	126"W	132"W	138"W	144"W
			96"W—	102"W—	108"W—	114"W—	120"W—	126"W—	132"W—	138"W—	144"W—
			101 <sup>15</sup> / <sub>16</sub> "W	107 <sup>15</sup> / <sub>16</sub> "W	113 <sup>15</sup> / <sub>16</sub> "W	119 <sup>15</sup> / <sub>16</sub> "W	125 <sup>15</sup> / <sub>16</sub> "W	131 <sup>15</sup> / <sub>16</sub> "W	137 <sup>15</sup> / <sub>16</sub> "W	143 <sup>15</sup> / <sub>16</sub> "W	149 <sup>15</sup> / <sub>16</sub> "W



Shown with optional base.

## Boat-Shaped Table—Low-Pressure Laminate

CRBTTBL	48"		\$1297	\$1367	\$1443	\$1523	\$1606	\$1687	\$1770	\$1850	\$1934
---------	-----	--	--------	--------	--------	--------	--------	--------	--------	--------	--------

## ► Specifying Information, continued from above

• Style Number	• Dimensions Modular Depth	Mod. Width	• U.S. Base Prices			
			150"W	156"W	162"W	168"W
		Para. Width	150"W—155 <sup>15</sup> / <sub>16</sub> "W	156"W—161 <sup>15</sup> / <sub>16</sub> "W	162"W—167 <sup>15</sup> / <sub>16</sub> "W	168"W

## Boat-Shaped Table—Low-Pressure Laminate

CRBTTBL	48"		\$2021	\$2112	\$2207	\$2232
---------	-----	--	--------	--------	--------	--------

## Specification Information

• Style Number	• Dimensions Modular Depth	• U.S. Base Prices									
		Mod. Width	96"W	102"W	108"W	114"W	120"W	126"W	132"W	138"W	144"W
		Para. Width	96"W—101 <sup>15</sup> / <sub>16</sub> "W	102"W—107 <sup>15</sup> / <sub>16</sub> "W	108"W—113 <sup>15</sup> / <sub>16</sub> "W	114"W—119 <sup>15</sup> / <sub>16</sub> "W	120"W—125 <sup>15</sup> / <sub>16</sub> "W	126"W—131 <sup>15</sup> / <sub>16</sub> "W	132"W—137 <sup>15</sup> / <sub>16</sub> "W	138"W—143 <sup>15</sup> / <sub>16</sub> "W	144"W—149 <sup>15</sup> / <sub>16</sub> "W

## Boat-Shaped Table—High-Pressure Laminate

CRBTTBL	48"		\$1621	\$1708	\$1804	\$1903	\$2008	\$2109	\$2213	\$2312	\$2418
---------	-----	--	--------	--------	--------	--------	--------	--------	--------	--------	--------

## ► Specifying Information, continued from above

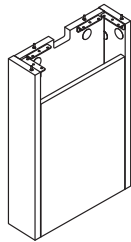
• Style Number	• Dimensions Modular Depth	Mod. Width	• U.S. Base Prices			
			150"W	156"W	162"W	168"W
		Para. Width	150"W—155 <sup>15</sup> / <sub>16</sub> "W	156"W—161 <sup>15</sup> / <sub>16</sub> "W	162"W—167 <sup>15</sup> / <sub>16</sub> "W	168"W

## Boat-Shaped Table—High-Pressure Laminate

CRBTTBL	48"		\$2527	\$2641	\$2759	\$2791
---------	-----	--	--------	--------	--------	--------

# Legs and Table Bases

## Rectangular Base



For laminate price group 2 and higher pricing, please refer to the electronic catalog or SmartTools.

Standard Includes		Required to Specify	
<ul style="list-style-type: none"><li>Base: Low-Pressure Laminate price group 1</li><li>Adjusting leveling glides: black plastic</li><li>Ships ready to assemble</li></ul>		Style number	
Options		U.S. Price	Required to Specify
Width	18"W	Prices below	Specify 18" width.
	24"W	Prices below	Specify 24" width.
Base	Low-Pressure Laminate (LPL) price group 1	No cost	Specify laminate color number.
	High-Pressure Laminate (HPL) price group 1	Prices below	Specify laminate color number.
	High-Pressure Laminate (HPL) price group 2	See information at left	Specify laminate color number.
	High-Pressure Laminate (HPL) price group 3	See information at left	Specify laminate color number.
	Open Line laminate	+\$102 plus cost of laminate	► See Surface Material Reference Manual.

Specification Information				U.S. Base Prices	
Dimensions			Style Number	LPL	HPL
D	W	H			
4 <sup>9</sup> / <sub>16</sub> "	18"	28"	CRRECB	\$780	\$ 976
4 <sup>9</sup> / <sub>16</sub> "	24"	28"	CRRECB	\$879	\$1099

 **For Canadian Pricing**  
Multiply U.S. Price by the Canadian price factor.  
► See page 1 for details.

## Steel T-base and X-base

Standard Includes	Required to Specify
<ul style="list-style-type: none"> <li>Column: paint</li> <li>Base: paint price group 1</li> <li>Adjusting leveling glides: black plastic</li> <li>Ships ready to assemble</li> </ul>	Style number

Options	U.S. Price	Required to Specify
<b>Width</b>		
• 26"W	Prices below	Specify 26" width.
• 36"W	Prices below	Specify 36" width.
<b>Base</b>		
• Paint price group 1	No cost	Specify paint color number.
• Paint price group 2	+\$ 24	Specify paint color number.
• Paint price group 3	+\$ 35	Specify paint color number.
• Polished aluminum	+\$168	Specify <i>with polished aluminum</i> .
<b>Column</b>		
• Paint price group 1	No cost	Specify paint color number.
• Paint price group 2	No cost	Specify paint color number.
• Paint price group 3	No cost	Specify paint color number.
• Polished aluminum	No cost	Specify <i>with polished aluminum</i> .

Specification Information			
Width	Column Diameter	Style Number	U.S. Base Price
.	.	.	.
.	.	.	.
.	.	.	.

## T-Bases

26"	2 1/4"	<b>CRSTB</b>	\$317
36"	2 1/4"	<b>CRSTB</b>	\$395
.	.	.	.

## X-Bases

26"	2 1/4"	<b>CRSXB</b>	\$359
36"	2 1/4"	<b>CRSXB</b>	\$462
.	.	.	.



 **For Canadian Pricing**  
 Multiply U.S. Price by the  
 Canadian price factor.  
 ► See page 1 for details.

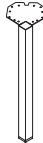
## Legs and Table Bases, continued

## Post Leg



Standard Includes			Required to Specify
<ul style="list-style-type: none"><li>• Post leg: paint price group 1</li><li>• Adjusting leveling glides</li><li>• Ships ready to assemble</li></ul>			Style number
Options			U.S. Price
Surface Materials	• Paint price group 1		No cost
	• Paint price group 2		+\$24
Required to Specify			
Specify paint color number.			
Specify paint color number.			
Specification Information			
Dimensions			Style
D	W	H	Number
U.S. Base Price			
3"	3"	27 <sup>3</sup> / <sub>4</sub> "	CRPB
			\$460

## Square Legs



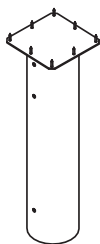
Standard Includes		Required to Specify	
<ul style="list-style-type: none"><li>• Square legs: paint price group 1</li><li>• Adjusting leveling glides: black plastic</li><li>• Quantity: one</li><li>• Ships ready to assemble</li></ul>		Style number	
Options		U.S. Price	Required to Specify
Surface Materials	• Paint price group 1	No cost	Specify paint color number.
	• Paint price group 2	+\$24	Specify paint color number.
	• Paint price group 3	+\$41	Specify paint color number.
Height	• 16"H	Prices below	Specify 16" height.
	• 19"H	Prices below	Specify 19" height.
	• 28"H	Prices below	Specify 28" height.
Specification Information			
• Dimensions			• Style
D	W	H	Number
			• U.S. Base Price
2"	2"	16"	CRSQB
2"	2"	19"	CRSQB
2"	2"	28"	CRSQB



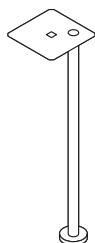
## For Canadian Pricing

Multiply U.S. Price by the Canadian price factor.

► See page 1 for details.



Standard Includes			Required to Specify
<ul style="list-style-type: none"><li>• Column leg: paint price group 1</li><li>• Adjusting leveling glides: black plastic</li><li>• Ships ready to assemble</li></ul>			Style number
Options			U.S. Price
Surface Materials			
<ul style="list-style-type: none"><li>• Paint price group 1</li><li>• Paint price group 2</li></ul>			No cost +\$24
			Required to Specify
			Specify paint color number. Specify paint color number.
Specification Information			
• Dimensions			• U.S.
D	W	H	Base Price
6"	6"	27 <sup>5</sup> / <sub>16</sub> "	CRCLMB \$323



Standard Includes		Required to Specify
<ul style="list-style-type: none"> <li>• Post leg: paint price group 1</li> <li>• Adjusting leveling glides</li> <li>• Ships ready to assemble</li> </ul>		Style number

Options	U.S. Price	Required to Specify
<b>Surface Materials</b> <ul style="list-style-type: none"> <li>• Paint price group 1</li> <li>• Paint price group 2</li> </ul>	No cost +\$19	Specify paint color number. Specify paint color number.

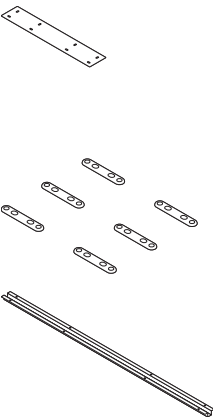
  

Specification Information		
Height	Style Number	U.S. Base Price
27 <sup>3</sup> / <sub>8</sub> "	TSATP27	\$193



▶ See page 1 for details.

Supports and Channels



Standard Includes		Required to Specify
• Worksurface supports and channels: black paint		Style number
Specification Information		
• Dimensions	• Style Number	• U.S. Price
In-Line Support Plate		
14"D	TSATPL14	\$105
20"D	TSATPL20	\$105
Package of Six Tie Plates for Side-by-Side Worksurfaces		
7"L	TSATTIE	\$148
Reinforcing Channels		
39"W	TSATRC39	\$ 74
48"W	TSATRC48	\$ 77
57"W	TSATRC57	\$ 81
72"W	TSATRC72	\$174

 **For Canadian Pricing**  
Multiply U.S. Price by the Canadian price factor.  
▶ See page 1 for details.



## Intermediate Support

Standard Includes	Required to Specify
<ul style="list-style-type: none"> <li>Intermediate support: paint price group 1</li> <li>Attachment hardware</li> </ul>	Style number

	Options	U.S. Price	Required to Specify
<b>Surface Materials</b>	• Paint price group 1	No cost	Specify paint color number.
	• Paint price group 2	+\$19	Specify paint color number.
	• Paint price group 3	+\$33	Specify paint color number.
<b>Storage Brace</b>	• No brace	No cost	Specify <i>without brace</i> .

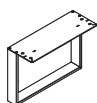
Specification Information			
Dimensions		Style	U.S.
D	H	Number	Base Price
16"	11 1/8"	UFS1610H	\$397

## For Use with One-High Currency Storage

16"	11 1/8"	UFS1610H	\$397
-----	---------	----------	-------

## For Use with 1.5-High Currency Storage

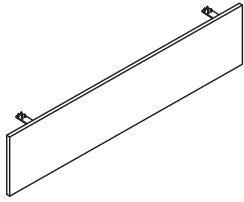
16"	51 1/8"	UFS1615H	\$364
-----	---------	----------	-------

**For Canadian Pricing**

Multiply U.S. Price by the Canadian price factor.

► See page 1 for details.

# Modesty Panel



**For laminate price group 2 and higher pricing, please refer to the electronic catalog or SmartTools.**

Standard Includes		Required to Specify
<ul style="list-style-type: none"> <li>Modesty panel: Low-Pressure Laminate price group 1</li> <li>Bracket: merle paint</li> <li>Ships ready to assemble</li> </ul>		Style number

Options	U.S. Price	Required to Specify
<b>Modesty Panel</b>		
• Low-Pressure Laminate (LPL) price group 1	No cost	Specify laminate color number.
• High-Pressure Laminate (HPL) price group 1	Prices below	Specify laminate color number.
• High-Pressure Laminate (HPL) price group 2	See information at left	Specify laminate color number.
• High-Pressure Laminate (HPL) price group 3	See information at left	Specify laminate color number.
• Open Line laminate	+\$102 plus cost of laminate	► See <i>Surface Material Reference Manual</i> .

Specification Information									
Style Number	Height	Modular Width	U.S. Base Prices						
			24"W	30"W	36"W	42"W	48"W	54"W	60"W
		Parametric Width	24"W–29 <sup>15</sup> / <sub>16</sub> "W	30"W–35 <sup>15</sup> / <sub>16</sub> "W	36"W–41 <sup>15</sup> / <sub>16</sub> "W	42"W–47 <sup>15</sup> / <sub>16</sub> "W	48"W–53 <sup>15</sup> / <sub>16</sub> "W	54"W–59 <sup>15</sup> / <sub>16</sub> "W	60"W

## Low-Pressure Laminate

CRMP	13 <sup>3</sup> / <sub>4</sub> "	\$352	\$380	\$401	\$434	\$456	\$482	\$508

## High-Pressure Laminate

CRMP	13 <sup>3</sup> / <sub>4</sub> "	\$439	\$476	\$503	\$542	\$569	\$602	\$634



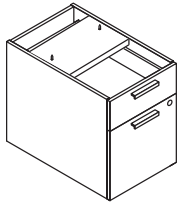
### For Canadian Pricing

Multiply U.S. Price by the Canadian price factor.

► See page 1 for details.



# 1.5-High and Two-High Fixed Pedestals



► Need help?  
Product details,  
page 72

## Standard Includes

- Fixed pedestal, 1.5-High and Two-High:
  - Low-Pressure Laminate case with matching or contrasting Low-Pressure Laminate headset
  - Low-Pressure Laminate case with High-Pressure Laminate headset, if selected
  - High-Pressure Laminate case with matching or contrasting High-Pressure Laminate headset, if selected
- Finished back
- Bore and dowel drawer construction: black
- One fastened plastic filing system per file drawer: black only
- Full extension, heavy-duty ball bearing drawer suspensions
- One pencil tray is included in units with a box drawer
- Lock plug
- Attachment hardware
- 1 1/4" adjustable leveling glides
- Shipped fully assembled

## Required to Specify

Style number

**For laminate price group 2 and higher pricing, please refer to the electronic catalog or SmartTools.**

	Options	U.S. Price	Required to Specify
<b>Size Option</b>	<ul style="list-style-type: none"> <li>• Modular</li> <li>• Parametric</li> </ul>	No cost No cost	Specify <i>with modular</i> . Specify <i>with parametric</i> .
<b>Depth</b>	<ul style="list-style-type: none"> <li>• 18 7/8"D</li> <li>• 24"D</li> <li>• 30"D</li> </ul>	Prices at right Prices at right Prices at right	Specify 18 7/8" depth. Specify 24" depth. Specify 30" depth.
<b>Case</b>	<ul style="list-style-type: none"> <li>• Low-Pressure Laminate (LPL) price group 1</li> <li>• High-Pressure Laminate (HPL) price group 1</li> <li>• High-Pressure Laminate (HPL) price group 2</li> <li>• High-Pressure Laminate (HPL) price group 3</li> <li>• Open Line laminate</li> </ul>	No cost Prices at right See information at left See information at left +\$102 plus cost of laminate	Specify laminate color number. Specify laminate color number. Specify laminate color number. Specify laminate color number. ► See <i>Surface Material Reference Manual</i> .
<b>Headset</b>	<ul style="list-style-type: none"> <li>• Low-Pressure Laminate (LPL) price group 1</li> <li>• High-Pressure Laminate (HPL) price group 1</li> <li>• High-Pressure Laminate (HPL) price group 2</li> <li>• High-Pressure Laminate (HPL) price group 3</li> <li>• Open Line laminate</li> </ul>	No cost Prices at right See information at left See information at left +\$102 plus cost of laminate	Specify laminate color number. Specify laminate color number. Specify laminate color number. Specify laminate color number. ► See <i>Surface Material Reference Manual</i> .
<b>Pull</b>	<ul style="list-style-type: none"> <li>• Contemporary</li> <li>• Handle</li> <li>• Ledge</li> <li>• Jazz</li> <li>• Inset</li> <li>• Nile</li> <li>• Bar</li> </ul>	No cost No cost No cost +\$ 27 per pull +\$ 36 per pull +\$ 37 per pull +\$ 39 per pull	Specify <i>with contemporary pull</i> . Specify <i>with handle pull</i> . Specify <i>with ledge pull</i> . Specify <i>with jazz pull</i> . Specify <i>with inset pull</i> . Specify <i>with nile pull</i> . Specify <i>with bar pull</i> .
<b>Counterweight</b>	<ul style="list-style-type: none"> <li>• No counterweight</li> <li>• With counterweight</li> </ul>	No cost +\$100	Specify <i>with no counterweight</i> . Specify <i>with counterweight</i> .
<b>Keys</b>	<ul style="list-style-type: none"> <li>• Key plug</li> <li>• Master key plug</li> </ul>	No cost +\$ 36 per lock	Specify <i>with key plug</i> . Specify <i>with master key plug</i> .

*Tip: Lock for the box/box/file configuration does not lock the top box drawer.*

Specification Information

Dimensions				Style Number	U.S. Base Prices		
D	D	W	H		LPL Case	HPL Case	HPL Case
Modular	Parametric				LPL Headset	HPL Headset	HPL Headset

1.5-High Fixed Pedestals

One Box Drawer and One File Drawer

18 <sup>7</sup> / <sub>8</sub> "	18 <sup>7</sup> / <sub>8</sub> "	15 <sup>3</sup> / <sub>4</sub> "	21 <sup>3</sup> / <sub>8</sub> "	CRPD15H	\$ 632	\$ 690	\$ 814
24"	18 <sup>15</sup> / <sub>16</sub> "–24"	15 <sup>3</sup> / <sub>4</sub> "	21 <sup>3</sup> / <sub>8</sub> "	CRPD15H	\$ 727	\$ 792	\$ 932

Two-High Fixed Pedestals

One Open, One Box Drawer, and One File Drawer

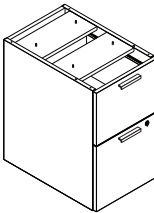
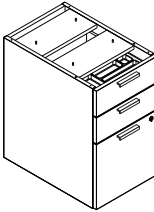
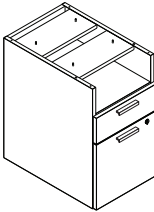
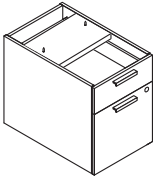
18 <sup>7</sup> / <sub>8</sub> "	18 <sup>7</sup> / <sub>8</sub> "	15 <sup>3</sup> / <sub>4</sub> "	27 <sup>5</sup> / <sub>16</sub> "	CRPD2HOBFF	\$ 790	\$ 863	\$1015
24"	18 <sup>15</sup> / <sub>16</sub> "–24"	15 <sup>3</sup> / <sub>4</sub> "	27 <sup>5</sup> / <sub>16</sub> "	CRPD2HOBFF	\$ 918	\$ 999	\$1172
30"	24 <sup>1</sup> / <sub>16</sub> "–30"	15 <sup>3</sup> / <sub>4</sub> "	27 <sup>5</sup> / <sub>16</sub> "	CRPD2HOBFF	\$1033	\$1125	\$1318

Two Box Drawers and One File Drawer

18 <sup>7</sup> / <sub>8</sub> "	18 <sup>7</sup> / <sub>8</sub> "	15 <sup>3</sup> / <sub>4</sub> "	27 <sup>5</sup> / <sub>16</sub> "	CRPD2HBBFF	\$ 790	\$ 863	\$1015
24"	18 <sup>15</sup> / <sub>16</sub> "–24"	15 <sup>3</sup> / <sub>4</sub> "	27 <sup>5</sup> / <sub>16</sub> "	CRPD2HBBFF	\$ 918	\$ 999	\$1172
30"	24 <sup>1</sup> / <sub>16</sub> "–30"	15 <sup>3</sup> / <sub>4</sub> "	27 <sup>5</sup> / <sub>16</sub> "	CRPD2HBBFF	\$1033	\$1125	\$1318

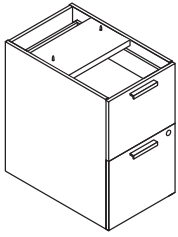
Two File Drawers

18 <sup>7</sup> / <sub>8</sub> "	18 <sup>7</sup> / <sub>8</sub> "	15 <sup>3</sup> / <sub>4</sub> "	27 <sup>5</sup> / <sub>16</sub> "	CRPD2HFF	\$ 790	\$ 863	\$1015
24"	18 <sup>15</sup> / <sub>16</sub> "–24"	15 <sup>3</sup> / <sub>4</sub> "	27 <sup>5</sup> / <sub>16</sub> "	CRPD2HFF	\$ 918	\$ 999	\$1172
30"	24 <sup>1</sup> / <sub>16</sub> "–30"	15 <sup>3</sup> / <sub>4</sub> "	27 <sup>5</sup> / <sub>16</sub> "	CRPD2HFF	\$1033	\$1125	\$1318



**For Canadian Pricing**  
Multiply U.S. Price by the  
Canadian price factor.  
► See page 1 for details.

# Two-High Fixed Pedestals for Use with Shells



► Need help?  
Product details,  
page 76

## Standard Includes

- Fixed pedestal, Two-High:
  - Low-Pressure Laminate case with matching or contrasting Low-Pressure Laminate headset
  - Low-Pressure Laminate case with High-Pressure Laminate headset, if selected
  - High-Pressure Laminate case with matching or contrasting High-Pressure Laminate headset, if selected
- Finished back
- Bore and dowel drawer construction: black
- One fastened plastic filing system per file drawer: black only
- Full extension, heavy-duty ball bearing drawer suspensions
- One pencil tray is included in units with a box drawer
- Lock plug
- Attachment hardware
- 1 1/4" adjustable leveling glides
- Shipped fully assembled

## Required to Specify

Style number

*Tip: Specify type of Currency shell the pedestal will be going underneath in application step.*

*Tip: Specify depth of your Currency shell the pedestal will be going underneath in application depth step.*

**For laminate price group 2 and higher pricing, please refer to the electronic catalog or SmartTools.**

	Options	U.S. Price	Required to Specify
<b>Size Option</b>	<ul style="list-style-type: none"> <li>• Modular</li> <li>• Parametric</li> </ul>	No cost No cost	Specify <i>with modular</i> . Specify <i>with parametric</i> .
<b>Application</b>	<ul style="list-style-type: none"> <li>• Currency desk shell</li> <li>• Currency bow front shell</li> <li>• Currency desk shell with overhang</li> <li>• Currency return shell</li> </ul>	No cost No cost No cost No cost	Specify <i>with Currency desk shell</i> . Specify <i>with Currency bow front shell</i> . Specify <i>with Currency desk shell with overhang</i> . Specify <i>with Currency return shell</i> .
<b>Application Depth</b>	<ul style="list-style-type: none"> <li>• 18 7/8"D</li> <li>• 24"D</li> <li>• 30"D</li> <li>• 36"D</li> <li>• 42"D</li> </ul>	Prices at right Prices at right Prices at right Prices at right Prices at right	Specify 18 7/8" depth. Specify 24" depth. Specify 30" depth. Specify 36" depth. Specify 42" depth.
<b>Case</b>	<ul style="list-style-type: none"> <li>• Low-Pressure Laminate (LPL) price group 1</li> <li>• High-Pressure Laminate (HPL) price group 1</li> <li>• High-Pressure Laminate (HPL) price group 2</li> <li>• High-Pressure Laminate (HPL) price group 3</li> <li>• Open Line laminate</li> </ul>	No cost Prices at right See information at left See information at left +\$102 plus cost of laminate	Specify laminate color number. Specify laminate color number. Specify laminate color number. Specify laminate color number. ► See <i>Surface Material Reference Manual</i> .
<b>Headset</b>	<ul style="list-style-type: none"> <li>• Low-Pressure Laminate (LPL) price group 1</li> <li>• High-Pressure Laminate (HPL) price group 1</li> <li>• High-Pressure Laminate (HPL) price group 2</li> <li>• High-Pressure Laminate (HPL) price group 3</li> <li>• Open Line laminate</li> </ul>	No cost Prices at right See information at left See information at left +\$102 plus cost of laminate	Specify laminate color number. Specify laminate color number. Specify laminate color number. Specify laminate color number. ► See <i>Surface Material Reference Manual</i> .

► Options, continued on next page



## For Canadian Pricing

Multiply U.S. Price by the Canadian price factor.

► See page 1 for details.

## ► Options, continued from previous page

	Options	U.S. Price	Required to Specify
<b>Pull</b>	• Contemporary	No cost	Specify with contemporary pull.
	• Handle	No cost	Specify with handle pull.
	• Ledge	No cost	Specify with ledge pull.
	• Jazz	+\$ 27 per pull	Specify with jazz pull.
	• Inset	+\$ 36 per pull	Specify with inset pull.
	• Nile	+\$ 37 per pull	Specify with nile pull.
	• Bar	+\$ 39 per pull	Specify with bar pull.
<b>Counterweight</b>	• No counterweight	No cost	Specify with no counterweight.
	• With counterweight	+\$100	Specify with counterweight.
<b>Keys</b>	• Key plug	No cost	Specify with key plug.
	• Master key plug	+\$ 36 per lock	Specify with master key plug.

Tip: Lock for the box/box/file configuration does not lock the top box drawer.

## Specification Information

				U.S. Base Prices		
Dimensions		W	H	Style Number	LPL Case	HPL Case
D	Parametric					
Modular					LPL Headset	HPL Headset

## Two-High Fixed Pedestals For Use with Shells

## One Open, One Box Drawer, and One File Drawer

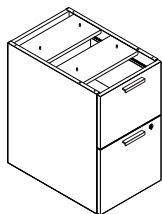
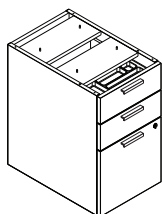
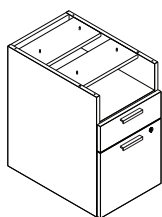
18 <sup>7</sup> / <sub>8</sub> "	18 <sup>7</sup> / <sub>8</sub> "	15 <sup>3</sup> / <sub>4</sub> "	27 <sup>5</sup> / <sub>16</sub> "	CRPDShL2H0BF	\$ 790	\$ 863	\$1015
24"	18 <sup>15</sup> / <sub>16</sub> "–24"	15 <sup>3</sup> / <sub>4</sub> "	27 <sup>5</sup> / <sub>16</sub> "	CRPDShL2H0BF	\$ 918	\$ 999	\$1172
30"	24 <sup>1</sup> / <sub>16</sub> "–30"	15 <sup>3</sup> / <sub>4</sub> "	27 <sup>5</sup> / <sub>16</sub> "	CRPDShL2H0BF	\$1033	\$1125	\$1318
36"	36"	15 <sup>3</sup> / <sub>4</sub> "	27 <sup>5</sup> / <sub>16</sub> "	CRPDShL2H0BF	\$1033	\$1125	\$1318
42"	42"	15 <sup>3</sup> / <sub>4</sub> "	27 <sup>5</sup> / <sub>16</sub> "	CRPDShL2H0BF	\$1064	\$1159	\$1361

## Two Box Drawers and One File Drawer

18 <sup>7</sup> / <sub>8</sub> "	18 <sup>7</sup> / <sub>8</sub> "	15 <sup>3</sup> / <sub>4</sub> "	27 <sup>5</sup> / <sub>16</sub> "	CRPDShL2HBBF	\$ 790	\$ 863	\$1015
24"	18 <sup>15</sup> / <sub>16</sub> "–24"	15 <sup>3</sup> / <sub>4</sub> "	27 <sup>5</sup> / <sub>16</sub> "	CRPDShL2HBBF	\$ 918	\$ 999	\$1172
30"	24 <sup>1</sup> / <sub>16</sub> "–30"	15 <sup>3</sup> / <sub>4</sub> "	27 <sup>5</sup> / <sub>16</sub> "	CRPDShL2HBBF	\$1033	\$1125	\$1318
36"	36"	15 <sup>3</sup> / <sub>4</sub> "	27 <sup>5</sup> / <sub>16</sub> "	CRPDShL2HBBF	\$1033	\$1125	\$1318
42"	42"	15 <sup>3</sup> / <sub>4</sub> "	27 <sup>5</sup> / <sub>16</sub> "	CRPDShL2HBBF	\$1064	\$1159	\$1361


## Two File Drawers

18 <sup>7</sup> / <sub>8</sub> "	18 <sup>7</sup> / <sub>8</sub> "	15 <sup>3</sup> / <sub>4</sub> "	27 <sup>5</sup> / <sub>16</sub> "	CRPDShL2HFF	\$ 790	\$ 863	\$1015
24"	18 <sup>15</sup> / <sub>16</sub> "–24"	15 <sup>3</sup> / <sub>4</sub> "	27 <sup>5</sup> / <sub>16</sub> "	CRPDShL2HFF	\$ 918	\$ 999	\$1172
30"	24 <sup>1</sup> / <sub>16</sub> "–30"	15 <sup>3</sup> / <sub>4</sub> "	27 <sup>5</sup> / <sub>16</sub> "	CRPDShL2HFF	\$1033	\$1125	\$1318
36"	36"	15 <sup>3</sup> / <sub>4</sub> "	27 <sup>5</sup> / <sub>16</sub> "	CRPDShL2HFF	\$1033	\$1125	\$1318
42"	42"	15 <sup>3</sup> / <sub>4</sub> "	27 <sup>5</sup> / <sub>16</sub> "	CRPDShL2HFF	\$1064	\$1159	\$1361



 **For Canadian Pricing**  
Multiply U.S. Price by the  
Canadian price factor.  
► See page 1 for details.

# Mobile Pedestals



► Need help?  
Product details,  
page 72

## Standard Includes

- Mobile pedestal, 1.5 High, and Two-High:
  - Low-Pressure Laminate case with matching or contrasting Low-Pressure Laminate headse
  - Low-Pressure Laminate case with High-Pressure Laminate headset, if selected
  - High-Pressure Laminate case with matching or contrasting High-Pressure Laminate headset, if selected
- Finished back
- Bore and dowel drawer construction: black
- One fastened plastic filing system per file drawer: black only
- Full extension, heavy-duty ball bearing drawer suspensions
- Two counterweights
- Lock plug
- Ships partially assembled, casters to be added in the field
- One pencil tray is included in units with a box drawer

## Required to Specify

Style number

	Options	U.S. Price	Required to Specify
<b>Size Option</b>	<ul style="list-style-type: none"> <li>• Modular</li> <li>• Parametric</li> </ul>	No cost No cost	Specify <i>with modular</i> . Specify <i>with parametric</i> .
<b>Depth</b>	<ul style="list-style-type: none"> <li>• 18<sup>7</sup>/<sub>8</sub>"D</li> <li>• 22"D</li> </ul>	Prices at right Prices at right	Specify 18 <sup>7</sup> / <sub>8</sub> " depth. Specify 22" depth.
<b>Cushion</b>	<ul style="list-style-type: none"> <li>• Fabric price group 1</li> <li>• Fabric price group 2</li> <li>• Vinyl price group 2</li> <li>• Fabric price group 3</li> <li>• Fabric price group 4</li> <li>• Fabric price group 5</li> <li>• Fabric price group 6</li> <li>• Fabric price group 7</li> <li>• Fabric price group 8</li> <li>• Fabric price group 9</li> <li>• Fabric price group 10</li> <li>• Leather price group 1</li> <li>• Leather price group 2</li> <li>• Customer's Own Materials (COM)</li> <li>• Customer's Own Leather (COL)</li> </ul>	No cost +\$ 16 +\$ 16 +\$ 59 +\$ 73 +\$ 94 +\$ 130 +\$ 157 +\$ 226 +\$ 289 +\$ 351 +\$ 899 +\$1040 +\$ 23 No cost	Specify fabric color number. Specify fabric color number. Specify vinyl color number. Specify fabric color number. Specify fabric color number. Specify fabric color number. Specify fabric color number. Specify fabric color number. Specify fabric color number. Specify fabric color number. Specify fabric color number. Specify leather color number. Specify leather color number. ► See <i>Surface Materials Reference Manual</i> . ► See <i>Surface Materials Reference Manual</i> .
<b>Case</b>	<ul style="list-style-type: none"> <li>• Low-Pressure Laminate (LPL) price group 1</li> <li>• High-Pressure Laminate (HPL) price group 1</li> <li>• High-Pressure Laminate (HPL) price group 2</li> <li>• High-Pressure Laminate (HPL) price group 3</li> <li>• Open Line laminate</li> </ul>	No cost Prices at right See information at left See information at left +\$ 102 plus cost of laminate	Specify laminate color number. Specify laminate color number. Specify laminate color number. Specify laminate color number. ► See <i>Surface Material Reference Manual</i> .
<b>Headset</b>	<ul style="list-style-type: none"> <li>• Low-Pressure Laminate (LPL) price group 1</li> <li>• High-Pressure Laminate (HPL) price group 1</li> <li>• High-Pressure Laminate (HPL) price group 2</li> <li>• High-Pressure Laminate (HPL) price group 3</li> <li>• Open Line laminate</li> </ul>	No cost Prices at right See information at left See information at left +\$ 102 plus cost of laminate	Specify laminate color number. Specify laminate color number. Specify laminate color number. Specify laminate color number. ► See <i>Surface Material Reference Manual</i> .

**For laminate price group 2 and higher pricing, please refer to the electronic catalog or SmartTools.**



**For Canadian Pricing**  
Multiply U.S. Price by the Canadian price factor.  
► See page 1 for details.

► Options, continued on next page



## ► Options, continued from previous page


	Options	U.S. Price	Required to Specify
<b>Top Surface</b>	• Low-Pressure Laminate (LPL) price group 1	No cost	Specify laminate color number.
	• High-Pressure Laminate (HPL) price group 1	Prices below and at right	Specify laminate color number.
	• High-Pressure Laminate (HPL) price group 2	See information at left	Specify laminate color number.
	• High-Pressure Laminate (HPL) price group 3	See information at left	Specify laminate color number.
	• Open Line laminate	+\$102 plus cost of laminate	► See Surface Material Reference Manual.
<b>Pull</b>	• Contemporary	No cost	Specify with contemporary pull.
	• Handle	No cost	Specify with handle pull.
	• Ledge	No cost	Specify with ledge pull.
	• Jazz	+\$ 27 per pull	Specify with jazz pull.
	• Inset	+\$ 36 per pull	Specify with inset pull.
	• Nile	+\$ 37 per pull	Specify with nile pull.
<b>Drawer Configuration</b>	• Bar	+\$ 39 per pull	Specify with bar pull.
	• Box/box/file	Prices below and at right	Specify with box/box/file.
	• Box/file	Prices below and at right	Specify with box/file.
	• Open/box/file	Prices below and at right	Specify with open/box/file.
<b>Keys</b>	• Key plug	No cost	Specify with key plug.
	• Master key plug	+\$ 36 per lock	Specify with master key plug.

**For laminate price group 2 and higher pricing, please refer to the electronic catalog or SmartTools.**

*Tip: Lock for the box/box/file configuration does not lock the top box drawer.*

## Specification Information

Dimensions				Style Number	U.S. Base Prices			HPL Case	
D	D	W	H		LPL Case			HPL Case	
Modular	Parametric				LPL Headset and Top	HPL Headset with LPL Top	HPL Headset and Top	HPL Headset with LPL Top	HPL Headset and Top



## 1.5-High Mobile Pedestals

## One Box Drawer and One File Drawer

18 <sup>7</sup> / <sub>8</sub> "	N.A.	15 <sup>3</sup> / <sub>4</sub> "	23 <sup>2</sup> / <sub>5</sub> "	<b>CRMP15H</b>	\$918	\$ 975	\$1032	\$1063	\$1120
22"	18 <sup>15</sup> / <sub>16</sub> –22"	15 <sup>3</sup> / <sub>4</sub> "	23 <sup>2</sup> / <sub>5</sub> "	<b>CRMP15H</b>	\$980	\$1041	\$1102	\$1138	\$1199
:				:	:	:	:	:	:

► Specification Information, continued on next page

**For Canadian Pricing**

Multiply U.S. Price by the Canadian price factor.


► See page 1 for details.

Mobile Pedestals, continued

► Specification Information, continued from previous page

Specification Information									
Dimensions		W	H	Style Number	U.S. Base Prices			HPL Case	
D Modular	D Parametric				LPL Case	LPL Headset and Top	HPL Headset with LPL Top	HPL Headset and Top	HPL Headset with LPL Top

Two-High Mobile Pedestals




One Open, One Box Drawer, and One File Drawer

22"	N.A.	15¾"	27⅜"	CRMP2HOBF	\$1208	\$1286	\$1364	\$1408	\$1486
:				:	:	:	:	:	:



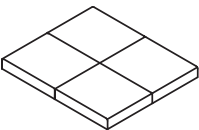
Two Box Drawers and One File Drawer

22"	N.A.	15¾"	27⅜"	CRMP2HBBF	\$1208	\$1286	\$1364	\$1408	\$1486
:				:	:	:	:	:	:



Two File Drawers

22"	N.A.	15¾"	27⅜"	CRMP2HFF	\$1208	\$1286	\$1364	\$1408	\$1486
:				:	:	:	:	:	:



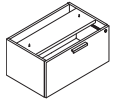
Tip: Two-High mobile pedestal will not fit under desk when cushion is selected.

Pedestal Cushion Top

18⅞" or 22"	N.A.	15¾"	1½"	CRC	\$ 356				
:				:	:	:	:	:	:



# One-High, 1.5-High, and Two-High Lateral Files



► Need help?  
Product details,  
page 78

## Standard Includes

- One-High, 1.5-High, and Two-High lateral files:
  - Low-Pressure Laminate case with matching or contrasting Low-Pressure Laminate headset
  - Low-Pressure Laminate case with High-Pressure Laminate headset, if selected
  - High-Pressure Laminate case with matching or contrasting High-Pressure Laminate headset, if selected
- Finished back
- Bore and dowel drawer construction: black
- One fastened plastic filing system per file drawer: black only
- Full extension, heavy-duty ball bearing drawer suspensions
- Two counterweights
- Attachment hardware
- 1 1/4" adjustable leveling glides
- Shipped fully assembled
- Edge finish to match top, if selected.

## Required to Specify

Style number

*Tip: Recessed back option automatically removes top. Specify square edge top with 1/2" cord drop and power access door separately.*

*Tip: For Answer beam applications where low storage supports overheads or organizers with mid-storage supports, omit the 1"H top on the lower storage and specify a square edge top.*

**For laminate price group 2 and higher pricing, please refer to the electronic catalog or SmartTools.**

	Options	U.S. Price	Required to Specify
<b>Size Option</b>	<ul style="list-style-type: none"> <li>• Modular</li> <li>• Parametric</li> </ul>	Prices at right Prices at right	Specify <i>with modular</i> . Specify <i>with parametric</i> .
<b>Depth</b>	<ul style="list-style-type: none"> <li>• 18 7/8"D</li> <li>• 22 3/4"D</li> <li>• 24"D</li> <li>• 30"D</li> </ul>	Prices at right Prices at right Prices at right Prices at right	Specify 18 7/8" depth. Specify 22 3/4" depth. Specify 24" depth. Specify 30" depth.
<b>Width</b>	<ul style="list-style-type: none"> <li>• 30"W</li> <li>• 36"W</li> </ul>	Prices at right Prices at right	Specify 30" width. Specify 36" width.
<b>Application</b>	<ul style="list-style-type: none"> <li>• Full</li> <li>• Recessed</li> </ul>	No cost No cost	Specify <i>with full</i> . Specify <i>with recessed</i> .
<b>Top Option</b>	<ul style="list-style-type: none"> <li>• No top</li> <li>• With top</li> </ul>	No cost Prices at right	Specify <i>with no top</i> . Specify <i>with top</i> .
<b>Worksurface Thickness</b>	<ul style="list-style-type: none"> <li>• 1 1/8"</li> <li>• 1 3/8"</li> </ul>	No cost +\$160	Specify <i>with 1 1/8" thickness</i> . Specify <i>with 1 3/8" thickness</i> .
<b>Case</b>	<ul style="list-style-type: none"> <li>• Low-Pressure Laminate (LPL) price group 1</li> <li>• High-Pressure Laminate (HPL) price group 1</li> <li>• High-Pressure Laminate (HPL) price group 2</li> <li>• High-Pressure Laminate (HPL) price group 3</li> <li>• Open Line laminate</li> </ul>	No cost Prices at right See information at left See information at left +\$102 plus cost of laminate	Specify laminate color number. Specify laminate color number. Specify laminate color number. Specify laminate color number. ► See <i>Surface Material Reference Manual</i> .
<b>Headset</b>	<ul style="list-style-type: none"> <li>• Low-Pressure Laminate (LPL) price group 1</li> <li>• High-Pressure Laminate (HPL) price group 1</li> <li>• High-Pressure Laminate (HPL) price group 2</li> <li>• High-Pressure Laminate (HPL) price group 3</li> <li>• Open Line laminate</li> </ul>	No cost Prices at right See information at left See information at left +\$102 plus cost of laminate	Specify laminate color number. Specify laminate color number. Specify laminate color number. Specify laminate color number. ► See <i>Surface Material Reference Manual</i> .

► Options, continued on next page



**For Canadian Pricing**  
Multiply U.S. Price by the Canadian price factor.  
► See page 1 for details.

## ► Options, continued from previous page

	Options	U.S. Price	Required to Specify
<b>Top Surface</b>	• Low-Pressure Laminate (LPL) price group 1	No cost	Specify laminate color number.
	• High-Pressure Laminate (HPL) price group 1	Prices at right	Specify laminate color number.
	• High-Pressure Laminate (HPL) price group 2	See information at left	Specify laminate color number.
	• High-Pressure Laminate (HPL) price group 3	See information at left	Specify laminate color number.
	• Open Line laminate	+\$102 plus cost of laminate	► See <i>Surface Material Reference Manual</i> .
<b>Pulls</b>	• Contemporary	No cost	Specify <i>with contemporary pull</i> .
	• Handle	No cost	Specify <i>with handle pull</i> .
	• Ledge	No cost	Specify <i>with ledge pull</i> .
	• Jazz	+\$ 27 per pull	Specify <i>with jazz pull</i> .
	• Inset	+\$ 36 per pull	Specify <i>with inset pull</i> .
	• Nile	+\$ 37 per pull	Specify <i>with nile pull</i> .
<b>Counterweight</b>	• Bar	+\$ 39 per pull	Specify <i>with bar pull</i> .
<b>Keys</b>	• No counterweight	–\$100 per counterweight	Specify <i>with no counterweight</i> .
	• With counterweight	No cost	Specify <i>with counterweight</i> .
<b>Keys</b>	• Key plug	No cost	Specify <i>with key plug</i> .
	• Master key plug	+\$ 36 per lock	Specify <i>with master key plug</i> .

**With Top Option Upcharges**

*Tip: For laminate price group 2 and 3 pricing, please refer to the electronic catalog or SmartTools.*

Dimensions Modular Depth	Parametric Depth	Modular Width	Options (Add \$ to Base Price)	
			LPL	HPL
18 <sup>7</sup> / <sub>8</sub> "	N.A.	30"	+\$138	+\$185
18 <sup>7</sup> / <sub>8</sub> "	N.A.	36"	+\$147	+\$198
22 <sup>3</sup> / <sub>4</sub> "	18 <sup>15</sup> / <sub>16</sub> "–22 <sup>3</sup> / <sub>4</sub> "	30"	+\$138	+\$185
22 <sup>3</sup> / <sub>4</sub> "	18 <sup>15</sup> / <sub>16</sub> "–22 <sup>3</sup> / <sub>4</sub> "	36"	+\$147	+\$198
24"	22 <sup>13</sup> / <sub>16</sub> "–24"	30"	+\$154	+\$208
24"	22 <sup>13</sup> / <sub>16</sub> "–24"	36"	+\$161	+\$215
30"	24 <sup>1</sup> / <sub>16</sub> "–30"	30"	+\$172	+\$234
30"	24 <sup>1</sup> / <sub>16</sub> "–30"	36"	+\$180	+\$242

**For Canadian Pricing**

Multiply U.S. Price by the  
Canadian price factor.

► See page 1 for details.

## One-High, 1.5-High, and Two-High Lateral Files, continued

## ► Specification Information, continued from previous page

## Specification Information

Modular Depth	Parametric Depth	Modular Width	Style Number	U.S. Base Prices		
				Low-Pressure Laminate Case with Headset	Low-Pressure Laminate Case with High-Pressure Laminate Headset	High-Pressure Laminate Case with Headset

## One-High Laterals

## One File Drawer

18 <sup>7</sup> / <sub>8</sub> "	N.A.	30"	<b>CRL1H</b>	\$1025	\$1107	\$1280
18 <sup>7</sup> / <sub>8</sub> "	N.A.	36"	<b>CRL1H</b>	\$1079	\$1164	\$1346
24"	18 <sup>15</sup> / <sub>16</sub> "–24"	30"	<b>CRL1H</b>	\$1025	\$1107	\$1280
24"	18 <sup>15</sup> / <sub>16</sub> "–24"	36"	<b>CRL1H</b>	\$1079	\$1164	\$1346
30"	24 <sup>1</sup> / <sub>16</sub> "–30"	30"	<b>CRL1H</b>	\$1066	\$1152	\$1334
30"	24 <sup>1</sup> / <sub>16</sub> "–30"	36"	<b>CRL1H</b>	\$1123	\$1212	\$1403

## 1.5-High Laterals

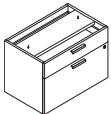
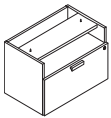
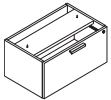
## One Open, One File Drawer

18 <sup>7</sup> / <sub>8</sub> "	N.A.	30"	<b>CRL15HOF</b>	\$1183	\$1277	\$1478
18 <sup>7</sup> / <sub>8</sub> "	N.A.	36"	<b>CRL15HOF</b>	\$1246	\$1346	\$1557
24"	18 <sup>15</sup> / <sub>16</sub> "–24"	30"	<b>CRL15HOF</b>	\$1334	\$1440	\$1666
24"	18 <sup>15</sup> / <sub>16</sub> "–24"	36"	<b>CRL15HOF</b>	\$1403	\$1515	\$1753
30"	24 <sup>1</sup> / <sub>16</sub> "–30"	30"	<b>CRL15HOF</b>	\$1391	\$1502	\$1739
30"	24 <sup>1</sup> / <sub>16</sub> "–30"	36"	<b>CRL15HOF</b>	\$1463	\$1581	\$1831

## One Box, One File Drawer

18 <sup>7</sup> / <sub>8</sub> "	N.A.	30"	<b>CRL15HBF</b>	\$1183	\$1277	\$1478
18 <sup>7</sup> / <sub>8</sub> "	N.A.	36"	<b>CRL15HBF</b>	\$1246	\$1346	\$1557
24"	18 <sup>15</sup> / <sub>16</sub> "–24"	30"	<b>CRL15HBF</b>	\$1334	\$1440	\$1666
24"	18 <sup>15</sup> / <sub>16</sub> "–24"	36"	<b>CRL15HBF</b>	\$1403	\$1515	\$1753
30"	24 <sup>1</sup> / <sub>16</sub> "–30"	30"	<b>CRL15HBF</b>	\$1391	\$1502	\$1739
30"	24 <sup>1</sup> / <sub>16</sub> "–30"	36"	<b>CRL15HBF</b>	\$1463	\$1581	\$1831

## ► Specification Information, continued on next page

**For Canadian Pricing**

Multiply U.S. Price by the Canadian price factor.

► See page 1 for details.

## ► Specification Information, continued from previous page

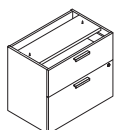
## Specification Information

Modular Depth	Parametric Depth	Modular Width	Style Number	U.S. Base Prices		
				Low- Pressure Laminate Case with Headset	Low- Pressure Laminate Case with High- Pressure Laminate Headset	High- Pressure Laminate Case with Headset
.	.	.	.	.	.	.
.	.	.	.	.	.	.
.	.	.	.	.	.	.
.	.	.	.	.	.	.
.	.	.	.	.	.	.
.	.	.	.	.	.	.
.	.	.	.	.	.	.
.	.	.	.	.	.	.
.	.	.	.	.	.	.

## Two-High Laterals

## Two File Drawers


18 <sup>7</sup> / <sub>8</sub> "	N.A.	30"	<b>CRL2H</b>	\$1340	\$1447	\$1674
18 <sup>7</sup> / <sub>8</sub> "	N.A.	36"	<b>CRL2H</b>	\$1411	\$1523	\$1762
22 <sup>3</sup> / <sub>4</sub> "	18 <sup>15</sup> / <sub>16</sub> "–22 <sup>3</sup> / <sub>4</sub> "	30"	<b>CRL2H</b>	\$1522	\$1644	\$1902
22 <sup>3</sup> / <sub>4</sub> "	18 <sup>15</sup> / <sub>16</sub> "–22 <sup>3</sup> / <sub>4</sub> "	36"	<b>CRL2H</b>	\$1601	\$1730	\$2003
24"	22 <sup>13</sup> / <sub>16</sub> "–24"	30"	<b>CRL2H</b>	\$1522	\$1644	\$1902
24"	22 <sup>13</sup> / <sub>16</sub> "–24"	36"	<b>CRL2H</b>	\$1601	\$1730	\$2003
30"	24 <sup>1</sup> / <sub>16</sub> "–30"	30"	<b>CRL2H</b>	\$1588	\$1716	\$1987
30"	24 <sup>1</sup> / <sub>16</sub> "–30"	36"	<b>CRL2H</b>	\$1671	\$1807	\$2093
.	.	.	.	.	.	.

**For Canadian Pricing**

Multiply U.S. Price by the  
Canadian price factor.

► See page 1 for details.

# Three-High and Four-High Lateral Files



► Need help?  
Product details,  
page 82

## Standard Includes

- Three-High and Four-High lateral files:
  - Low-Pressure Laminate case with matching or contrasting Low-Pressure Laminate headset
  - Low-Pressure Laminate case with High-Pressure Laminate headset, if selected
  - High-Pressure Laminate case with matching or contrasting High-Pressure Laminate headset, if selected
- Finished back
- Bore and dowel drawer construction: black
- One fastened plastic filing system per file drawer: black only
- Full extension, heavy-duty ball bearing drawer suspensions
- Two counterweights
- Attachment hardware
- 1 1/4" adjustable leveling glides
- Shipped fully assembled
- Edge finish to match top, if selected

## Required to Specify

Style number

	Options	U.S. Price	Required to Specify
<b>Size Option</b>	<ul style="list-style-type: none"> <li>• Modular</li> <li>• Parametric</li> </ul>	No cost No cost	Specify <i>with modular</i> . Specify <i>with parametric</i> .
<b>Depth</b>	<ul style="list-style-type: none"> <li>• 18 7/8"D</li> <li>• 24"D</li> <li>• 30"D</li> </ul>	Prices at right Prices at right Prices at right	Specify 18 7/8" depth. Specify 24" depth. Specify 30" depth.
<b>Top</b>	<ul style="list-style-type: none"> <li>• No top</li> <li>• With top</li> </ul>	No cost Prices at right	Specify <i>with no top</i> . Specify <i>with top</i> .
<b>Worksurface Thickness</b>	<ul style="list-style-type: none"> <li>• 1 1/8"</li> <li>• 1 3/8"</li> </ul>	No cost +\$160	Specify <i>with 1 1/8" thickness</i> . Specify <i>with 1 3/8" thickness</i> .
<b>Case</b>	<ul style="list-style-type: none"> <li>• Low-Pressure Laminate (LPL) price group 1</li> <li>• High-Pressure Laminate (HPL) price group 1</li> <li>• High-Pressure Laminate (HPL) price group 2</li> <li>• High-Pressure Laminate (HPL) price group 3</li> <li>• Open Line laminate</li> </ul>	No cost Prices at right See information at left See information at left +\$102 plus cost of laminate	Specify laminate color number. Specify laminate color number. Specify laminate color number. Specify laminate color number. ► See <i>Surface Material Reference Manual</i> .
<b>Headset</b>	<ul style="list-style-type: none"> <li>• Low-Pressure Laminate (LPL) price group 1</li> <li>• High-Pressure Laminate (HPL) price group 1</li> <li>• High-Pressure Laminate (HPL) price group 2</li> <li>• High-Pressure Laminate (HPL) price group 3</li> <li>• Open Line laminate</li> </ul>	No cost Prices at right See information at left See information at left +\$102 plus cost of laminate	Specify laminate color number. Specify laminate color number. Specify laminate color number. Specify laminate color number. ► See <i>Surface Material Reference Manual</i> .
<b>Top Surface</b>	<ul style="list-style-type: none"> <li>• Low-Pressure Laminate (LPL) price group 1</li> <li>• High-Pressure Laminate (HPL) price group 1</li> <li>• High-Pressure Laminate (HPL) price group 2</li> <li>• High-Pressure Laminate (HPL) price group 3</li> <li>• Open Line laminate</li> </ul>	No cost Prices at right See information at left See information at left +\$102 plus cost of laminate	Specify laminate color number. Specify laminate color number. Specify laminate color number. Specify laminate color number. ► See <i>Surface Material Reference Manual</i> .

**For laminate price group 2 and higher pricing, please refer to the electronic catalog or SmartTools.**



**For Canadian Pricing**  
Multiply U.S. Price by the Canadian price factor.  
► See page 1 for details.

► Options, continued on next page



► Options, continued from previous page

	Options	U.S. Price	Required to Specify
<b>Pulls</b>	• Contemporary	No cost	Specify with contemporary pull.
	• Handle	No cost	Specify with handle pull.
	• Ledge	No cost	Specify with ledge pull.
	• Jazz	+\$27 per pull	Specify with jazz pull.
	• Inset	+\$36 per pull	Specify with inset pull.
	• Nile	+\$37 per pull	Specify with nile pull.
	• Bar	+\$39 per pull	Specify with bar pull.
<b>Keys</b>	• Key plug	No cost	Specify with key plug.
	• Master key plug	+\$36 per lock	Specify with master key plug.

## With Top Option Upcharges

Tip: For laminate price group 2 and 3 pricing, please refer to the electronic catalog or SmartTools.

• Dimensions Modular Depth	Parametric Width	• Options (Add \$ to Base Price)	
		LPL	HPL
18 <sup>7</sup> / <sub>8</sub> "	30"	+\$138	+\$185
18 <sup>7</sup> / <sub>8</sub> "	36"	+\$147	+\$198
24"	30"	+\$154	+\$208
24"	36"	+\$161	+\$215
30"	30"	+\$172	+\$234
30"	36"	+\$180	+\$242
.	.	.	.

## Specification Information

• Modular Depth	• Parametric Depth	• Modular Width	• Style Number	U.S. Base Prices		
				• LPL Case with Headset	• LPL Case with HPL Headset	• HPL Case with Headset
.	.	.	.	.	.	.

## Three-High Laterals

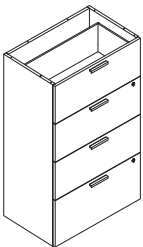
### Three File Drawers

18 <sup>7</sup> / <sub>8</sub> "	N.A.	30"	<b>CRL3H</b>	\$2393	\$2568	\$2942
18 <sup>7</sup> / <sub>8</sub> "	N.A.	36"	<b>CRL3H</b>	\$2528	\$2714	\$3110
24"	18 <sup>15</sup> / <sub>16</sub> "–24"	30"	<b>CRL3H</b>	\$2415	\$2592	\$2970
24"	18 <sup>15</sup> / <sub>16</sub> "–24"	36"	<b>CRL3H</b>	\$2551	\$2739	\$3139
30"	24 <sup>1</sup> / <sub>16</sub> "–30"	30"	<b>CRL3H</b>	\$2437	\$2616	\$2998
30"	24 <sup>1</sup> / <sub>16</sub> "–30"	36"	<b>CRL3H</b>	\$2575	\$2765	\$3169
.	.	.	.	.	.	.

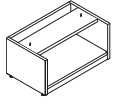
## Four-High Laterals

### Four File Drawers

18 <sup>7</sup> / <sub>8</sub> "	N.A.	30"	<b>CRL4H</b>	\$2639	\$2835	\$3250
18 <sup>7</sup> / <sub>8</sub> "	N.A.	36"	<b>CRL4H</b>	\$2721	\$2923	\$3351
24"	18 <sup>15</sup> / <sub>16</sub> "–24"	30"	<b>CRL4H</b>	\$2663	\$2861	\$3280
24"	18 <sup>15</sup> / <sub>16</sub> "–24"	36"	<b>CRL4H</b>	\$2746	\$2950	\$3382
30"	24 <sup>1</sup> / <sub>16</sub> "–30"	30"	<b>CRL4H</b>	\$2688	\$2888	\$3311
30"	24 <sup>1</sup> / <sub>16</sub> "–30"	36"	<b>CRL4H</b>	\$2772	\$2978	\$3415
.	.	.	.	.	.	.



# One-High, 1.5-High, and Two-High Lower Storage



► Need help?  
Product details,  
page 78

## Standard Includes

- Lower storage, if One-High lower storage, 1.5-High open lower storage, or Two-High open lower storage is selected:
  - Low-Pressure Laminate case
  - High-Pressure Laminate case, if selected
- Lower storage, if 1.5-High or Two-High lower storage with doors is selected:
  - Low-Pressure Laminate case with matching or contrasting Low-Pressure Laminate headset
  - Low-Pressure Laminate case with High-Pressure Laminate headset, if selected
  - High-Pressure Laminate case with matching or contrasting High-Pressure Laminate headset, if selected
- Finished back
- Pulls on 1.5-High and Two-High lower storage with doors, if selected
- Lock on 1.5-High and Two-High lower storage with doors, if selected: lock plug
- Attachment hardware
- 1 1/4" adjustable leveling glides
- One adjustable shelf (1.5-High and Two-High)
- Shipped fully assembled
- Edge finish to match top, if selected

## Required to Specify

Style number

*Tip: Recessed back option automatically removes top. Specify square edge top with 1/2" cord drop and power access door separately.*

*Tip: For Answer beam applications where low storage supports overheads or organizers with mid-storage supports, omit the 1"H top on the lower storage and specify a square edge top.*

**For laminate price group 2 and higher pricing, please refer to the electronic catalog or SmartTools.**

Options	U.S. Price	Required to Specify
<b>Size Option</b>	<ul style="list-style-type: none"> <li>• Modular</li> <li>• Parametric</li> </ul>	Prices at right Prices at right
<b>Depth</b>	<ul style="list-style-type: none"> <li>• 18 7/8"D</li> <li>• 22 3/4"D</li> <li>• 24"D</li> </ul>	Prices at right Prices at right Prices at right
<b>Width</b>	<ul style="list-style-type: none"> <li>• 30"W</li> <li>• 36"W</li> <li>• 42"W</li> </ul>	Prices at right Prices at right Prices at right
<b>Application</b>	<ul style="list-style-type: none"> <li>• Full</li> <li>• Recessed</li> </ul>	No cost No cost
<b>Top Option</b>	<ul style="list-style-type: none"> <li>• No top</li> <li>• With top</li> </ul>	No cost Prices at right
<b>Worksurface Thickness</b>	<ul style="list-style-type: none"> <li>• 1 1/8"</li> <li>• 1 3/8"</li> </ul>	No cost +\$160
<b>Case</b>	<ul style="list-style-type: none"> <li>• Low-Pressure Laminate (LPL) price group 1</li> <li>• High-Pressure Laminate (HPL) price group 1</li> <li>• High-Pressure Laminate (HPL) price group 2</li> <li>• High-Pressure Laminate (HPL) price group 3</li> <li>• Open Line laminate</li> </ul>	No cost Prices at right See information at left See information at left +\$102 plus cost of laminate
<b>Headset</b>	<ul style="list-style-type: none"> <li>• Low-Pressure Laminate (LPL) price group 1</li> <li>• High-Pressure Laminate (HPL) price group 1</li> <li>• High-Pressure Laminate (HPL) price group 2</li> <li>• High-Pressure Laminate (HPL) price group 3</li> <li>• Open Line laminate</li> </ul>	No cost Prices at right See information at left See information at left +\$102 plus cost of laminate

Specify *with modular*.  
Specify *with parametric*.

Specify 18 7/8" depth.  
Specify 22 3/4" depth.  
Specify 24" depth.

Specify 30" width.  
Specify 36" width.  
Specify 42" width.

Specify *with full*.  
Specify *with recessed*.

Specify *with no top*.  
Specify *with top*.

Specify *with 1 1/8" thickness*.  
Specify *with 1 3/8" thickness*.

Specify laminate color number.

Specify laminate color number.

Specify laminate color number.

Specify laminate color number.

► See *Surface Material Reference Manual*.

Specify laminate color number.

Specify laminate color number.

Specify laminate color number.

Specify laminate color number.

► See *Surface Material Reference Manual*.

► Options, continued on next page



### For Canadian Pricing

Multiply U.S. Price by the Canadian price factor.

► See page 1 for details.

## ► Options, continued from previous page

	Options	U.S. Price	Required to Specify
<b>Top Surface</b>	• Low-Pressure Laminate (LPL)	No cost	Specify laminate color number.
	• High-Pressure Laminate (HPL)	Prices at right	Specify laminate color number.
	• High-Pressure Laminate (HPL)	See information at left	Specify laminate color number.
	• High-Pressure Laminate (HPL)	See information at left	Specify laminate color number.
	• Open Line laminate	+\$102 plus cost of laminate	► See <i>Surface Material Reference Manual</i> .
<b>Pulls</b>	• Contemporary	No cost	Specify <i>with contemporary pull</i> .
	• Handle	No cost	Specify <i>with handle pull</i> .
	• Ledge	No cost	Specify <i>with ledge pull</i> .
	• Jazz	+\$ 27 per pull	Specify <i>with jazz pull</i> .
	• Inset	+\$ 36 per pull	Specify <i>with inset pull</i> .
	• Nile	+\$ 37 per pull	Specify <i>with nile pull</i> .
<b>Keys</b>	• Bar	+\$ 39 per pull	Specify <i>with bar pull</i> .
	• Key plug	No cost	Specify <i>with key plug</i> .
	• Master key plug	+\$ 36	Specify <i>with master key plug</i> .

## With Top Option Upcharges

Tip: For laminate price group 2 and 3 pricing, please refer to the electronic catalog or SmartTools.

• Dimensions Modular Depth	• Parametric Depth	• Modular Width	• Parametric Width	• Options (Add \$ to Base Price)	
				LPL	HPL
18 <sup>7</sup> / <sub>8</sub> "	N.A.	30"	N.A.	+\$138	+\$185
18 <sup>7</sup> / <sub>8</sub> "	N.A.	36"	30 <sup>1</sup> / <sub>16</sub> "–36"	+\$147	+\$198
18 <sup>7</sup> / <sub>8</sub> "	N.A.	42"	36 <sup>1</sup> / <sub>16</sub> "–42"	+\$161	+\$215
22 <sup>3</sup> / <sub>4</sub> "	18 <sup>15</sup> / <sub>16</sub> "–22 <sup>3</sup> / <sub>4</sub> "	30"	N.A.	+\$138	+\$185
22 <sup>3</sup> / <sub>4</sub> "	18 <sup>15</sup> / <sub>16</sub> "–22 <sup>3</sup> / <sub>4</sub> "	36"	30 <sup>1</sup> / <sub>16</sub> "–36"	+\$147	+\$198
22 <sup>3</sup> / <sub>4</sub> "	18 <sup>15</sup> / <sub>16</sub> "–22 <sup>3</sup> / <sub>4</sub> "	42"	36 <sup>1</sup> / <sub>16</sub> "–42"	+\$161	+\$215
24"	22 <sup>13</sup> / <sub>16</sub> "–24"	30"	N.A.	+\$154	+\$208
24"	22 <sup>13</sup> / <sub>16</sub> "–24"	36"	30 <sup>1</sup> / <sub>16</sub> "–36"	+\$161	+\$215
24"	22 <sup>13</sup> / <sub>16</sub> "–24"	42"	36 <sup>1</sup> / <sub>16</sub> "–42"	+\$173	+\$232
.	.	.	.	.	.

## Specification Information

• Modular Depth	• Parametric Depth	• Style Number	Modular Width Parametric Width	• U.S. Base Prices		
				30"	36"	42"
.	.	.	.	N.A.	30 <sup>1</sup> / <sub>16</sub> "–36"	36 <sup>1</sup> / <sub>16</sub> "–42"
.	.	.	.	.	.	.

## One-High Lower Storage

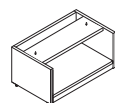
## Open, Low-Pressure Laminate Case

18 <sup>7</sup> / <sub>8</sub> "	N.A.	<b>CRSL1H</b>	\$626	\$659	\$693
24"	18 <sup>15</sup> / <sub>16</sub> "–24"	<b>CRSL1H</b>	\$626	\$659	\$693

## Open, High-Pressure Laminate Case

18 <sup>7</sup> / <sub>8</sub> "	N.A.	<b>CRSL1H</b>	\$783	\$824	\$866
24"	18 <sup>15</sup> / <sub>16</sub> "–24"	<b>CRSL1H</b>	\$783	\$824	\$866

## ► Specification Information, continued on next page



**For Canadian Pricing**  
Multiply U.S. Price by the  
Canadian price factor.  
► See page 1 for details.

## One-High, 1.5-High, and Two-High Lower Storage, continued

## ► Specification Information, continued from previous page

## Specification Information

Modular Depth	Parametric Depth	Style Number	Modular Width Parametric Width	U.S. Base Prices		
				30"	36"	42"
				N.A.	30 <sup>1</sup> / <sub>16</sub> "–36"	36 <sup>1</sup> / <sub>16</sub> "–42"

## 1.5-High Lower Storage

## Open, Low-Pressure Laminate Case

18 <sup>7</sup> / <sub>8</sub> "	N.A.	<b>CRLS15HO</b>		\$ 735	\$ 773	\$ 812
24"	18 <sup>15</sup> / <sub>16</sub> "–24"	<b>CRLS15HO</b>		\$ 857	\$ 901	\$ 947

## Open, High-Pressure Laminate Case

18 <sup>7</sup> / <sub>8</sub> "	N.A.	<b>CRLS15HO</b>		\$ 918	\$ 966	\$1015
24"	18 <sup>15</sup> / <sub>16</sub> "–24"	<b>CRLS15HO</b>		\$1072	\$1127	\$1184

## 1.5-High Lower Storage

## Cabinet, Low-Pressure Laminate Case with Headset

18 <sup>7</sup> / <sub>8</sub> "	N.A.	<b>CRLS15HD</b>		\$ 827	\$ 878	\$ 930
24"	18 <sup>15</sup> / <sub>16</sub> "–24"	<b>CRLS15HD</b>		\$ 949	\$1006	\$1065

## Cabinet, Low-Pressure Laminate Case with High-Pressure Laminate Headset

18 <sup>7</sup> / <sub>8</sub> "	N.A.	<b>CRLS15HD</b>		\$ 848	\$ 902	\$ 956
24"	18 <sup>15</sup> / <sub>16</sub> "–24"	<b>CRLS15HD</b>		\$ 971	\$1031	\$1092

## Cabinet, High-Pressure Laminate Case with Headset

18 <sup>7</sup> / <sub>8</sub> "	N.A.	<b>CRLS15HD</b>		\$1034	\$1098	\$1163
24"	18 <sup>15</sup> / <sub>16</sub> "–24"	<b>CRLS15HD</b>		\$1187	\$1258	\$1331

## Two-High Lower Storage

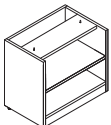
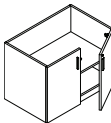
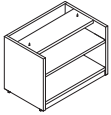
## Open, Low-Pressure Laminate Case

18 <sup>7</sup> / <sub>8</sub> "	N.A.	<b>CRLS2HO</b>		\$ 821	\$ 855	\$ 888
22 <sup>3</sup> / <sub>4</sub> "	18 <sup>15</sup> / <sub>16</sub> "–22 <sup>3</sup> / <sub>4</sub> "	<b>CRLS2HO</b>		\$ 920	\$ 956	\$ 995
24"	22 <sup>13</sup> / <sub>16</sub> "–24"	<b>CRLS2HO</b>		\$ 920	\$ 956	\$ 995

## Open, High-Pressure Laminate Case

18 <sup>7</sup> / <sub>8</sub> "	N.A.	<b>CRLS2HO</b>		\$1026	\$1069	\$1110
22 <sup>3</sup> / <sub>4</sub> "	18 <sup>15</sup> / <sub>16</sub> "–22 <sup>3</sup> / <sub>4</sub> "	<b>CRLS2HO</b>		\$1151	\$1195	\$1244
24"	22 <sup>13</sup> / <sub>16</sub> "–24"	<b>CRLS2HO</b>		\$1151	\$1195	\$1244

## ► Specification Information, continued on next page



## For Canadian Pricing

Multiply U.S. Price by the Canadian price factor.

► See page 1 for details.

► Specification Information, continued from previous page

Specification Information

Modular Depth	Parametric Depth	Style Number	Modular Width Parametric Width	U.S. Base Prices		
				30"	36"	42"
				N.A.	30 <sup>1</sup> / <sub>16</sub> "–36"	36 <sup>1</sup> / <sub>16</sub> "–42"

Two-High Lower Storage

Cabinet, Low-Pressure Laminate Case with Headset

18 <sup>7</sup> / <sub>8</sub> "	N.A.	CRLS2HD		\$ 913	\$ 960	\$1006
22 <sup>3</sup> / <sub>4</sub> "	18 <sup>15</sup> / <sub>16</sub> "–22 <sup>3</sup> / <sub>4</sub> "	CRLS2HD		\$1012	\$1061	\$1113
24"	22 <sup>13</sup> / <sub>16</sub> "–24"	CRLS2HD		\$1012	\$1061	\$1113

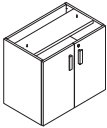
Cabinet, Low-Pressure Laminate Case with High-Pressure Laminate Headset

18 <sup>7</sup> / <sub>8</sub> "	N.A.	CRLS2HD		\$ 936	\$ 986	\$1034
22 <sup>3</sup> / <sub>4</sub> "	18 <sup>15</sup> / <sub>16</sub> "–22 <sup>3</sup> / <sub>4</sub> "	CRLS2HD		\$1035	\$1087	\$1141
24"	22 <sup>13</sup> / <sub>16</sub> "–24"	CRLS2HD		\$1035	\$1087	\$1141

Cabinet, High-Pressure Laminate Case with Headset

18 <sup>7</sup> / <sub>8</sub> "	N.A.	CRLS2HD		\$1141	\$1200	\$1256
22 <sup>3</sup> / <sub>4</sub> "	18 <sup>15</sup> / <sub>16</sub> "–22 <sup>3</sup> / <sub>4</sub> "	CRLS2HD		\$1266	\$1326	\$1390
24"	22 <sup>13</sup> / <sub>16</sub> "–24"	CRLS2HD		\$1266	\$1326	\$1390
.	.	.		.	.	.

Currency



**For Canadian Pricing**  
Multiply U.S. Price by the  
Canadian price factor.  
► See page 1 for details.

Storage Filler Panels

Tip: Storage filler panels are used for units of same height with finished backs only; not for use with recessed or open back units.

For laminate price group 2 and higher pricing, please refer to the electronic catalog or SmartTools.

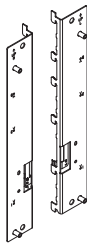
Standard Includes		Required to Specify
Need help? Product details, page 87	Low-Pressure Laminate price group 1	Style number
	High-Pressure Laminate price group 1, if selected	

Options	U.S. Price	Required to Specify
Panel	Low-Pressure Laminate (LPL) price group 1	Specify laminate color number.
	High-Pressure Laminate (HPL) price group 1	Specify laminate color number.
	High-Pressure Laminate (HPL) price group 2	Specify laminate color number.
	High-Pressure Laminate (HPL) price group 3	Specify laminate color number.
	Open Line laminate	See Surface Material Reference Manual.
Storage Height	One-High	Specify with One-High storage height.
	1.5-High	Specify with 1.5-High storage height.
	Two-High	Specify with Two-High storage height.

Specification Information					
Dimensions			Style Number	U.S. Base Prices	
D	W	H		LPL	HPL Price Group 1
One-High Filler Panel					
1"	5 1/8"	15 3/8"	CRFP	\$68	\$ 89
1.5-High Filler Panel					
1"	5 1/8"	21 3/8"	CRFP	\$76	\$ 97
Two-High Filler Panel					
1"	5 1/8"	27 3/8"	CRFP	\$80	\$101

For Canadian Pricing  
Multiply U.S. Price by the Canadian price factor.  
See page 1 for details.

# Storage to Beam Connector



Tip: Storage-to-beam connector can not be used with Answer panels.

Standard Includes	Required to Specify
-------------------	---------------------

- Skin material: fabric or steel, laminate or veneer
- Connector: black paint
- Attachment hardware

Style number

	Options	U.S. Price	Required to Specify
--	---------	------------	---------------------

Skin Application	• Fabric or steel	No cost	Specify with fabric or steel skin material.
	• Laminate or veneer	No cost	Specify with laminate or veneer skin material.
Storage Height	• 1.5-High or Two-High	No cost	Specify with 1.5-High or Two-High storage height.
	• One-High	No cost	Specify with One-High storage height.
Application	• Full	No cost	Specify with full application.
	• Recessed	No cost	Specify with recessed applicaiton.
Handedness	• Left-hand	No cost	Specify with left-hand.
	• Right-hand	No cost	Specify with right-hand.

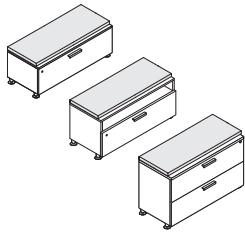
Specification Information	
---------------------------	--

Style Number	U.S. Price
CRSTBC	\$122



**For Canadian Pricing**  
Multiply U.S. Price by the Canadian price factor.  
► See page 1 for details.

# Basic Cushions Enhanced



*Tip: Basic cushion enhanced is constructed with a thin solid base.*

*Tip: Basic cushion is field-installed and supplies to attach are included.*

*Tip: Similar to Universal lateral files, Currency storage is slightly deeper than depth of cushion top.*

## Standard Includes

- Enhanced cushion top: upholstery price group 1
- Attachment supplies: hook and loop fastener

## Required to Specify

Style number

	Options	U.S. Price	Required to Specify
<b>Upholstery</b>	• Upholstery price group 1	No cost	Specify upholstery color number.
	• Upholstery price group 2	+\$ 12	Specify upholstery color number.
	• Upholstery price group 3	+\$ 59	Specify upholstery color number.
	• Upholstery price group 4	+\$ 73	Specify upholstery color number.
	• Upholstery price group 5	+\$ 92	Specify upholstery color number.
	• Upholstery price group 6	+\$129	Specify upholstery color number.
	• Upholstery price group 7	+\$154	Specify upholstery color number.
	• Upholstery price group 8	+\$223	Specify upholstery color number.
	• Upholstery price group 9	+\$286	Specify upholstery color number.
	• Upholstery price group 10	+\$348	Specify upholstery color number.
	• Customer's Own Material (COM)	+\$ 23	▶ See <i>Surface Materials Reference Manual</i> .
<b>Storage Bracing</b>	• Bracing for 30"W storage	No cost	Specify with bracing for 30"W storage.
	• Bracing for 36"W storage	No cost	Specify with bracing for 36"W storage.

## Specification Information

• Dimensions			• Style	• U.S.
D	W	H	Number	Base Price
18"	30"	1"	<b>RCHE1830</b>	\$374
18"	36"	1"	<b>RCHE1836</b>	\$397
18"	42"	1"	<b>RCHE1842</b>	\$420
23 1/8"	30"	1"	<b>RCHE2430</b>	\$427
23 1/8"	36"	1"	<b>RCHE2436</b>	\$443
:	:	:	:	:



## For Canadian Pricing

Multiply U.S. Price by the Canadian price factor.

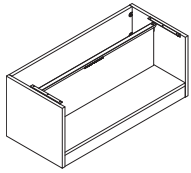
▶ See page 1 for details.





# One-High and 1.5-High Open Storage

For Ology, Migration SE, or Slim Leg HAD Application



*Tip: The actual thickness between Low-Pressure Laminate (LPL) and High-Pressure Laminate (HPL) worksurfaces is slightly different. It is recommended that only worksurfaces of the same type are specified in a given application. In addition, there may be sheen or texture differences when using LPL and HPL in adjacent applications.*

**For laminate price group 2 and higher pricing, please refer to the electronic catalog or SmartTools.**

Standard Includes		Required to Specify	
► Need help? Product details, page 84	<ul style="list-style-type: none"> <li>Case, One-High and 1.5-High:               <ul style="list-style-type: none"> <li>– Low-Pressure Laminate price group 1</li> <li>– High-Pressure Laminate price group 1, if selected</li> </ul> </li> <li>Removable interior cover</li> <li>Shelf, if 1.5-High unit is selected</li> <li>Grommet</li> <li>Wire manager</li> <li>1 1/4" adjustable leveling glides</li> <li>Shipped fully assembled</li> </ul>	Style number	
Options		U.S. Price	Required to Specify
<b>Size Option</b>	<ul style="list-style-type: none"> <li>Modular</li> <li>Parametric</li> </ul>	No cost No cost	Specify <i>with modular</i> . Specify <i>with parametric</i> .
<b>Depth</b>	<ul style="list-style-type: none"> <li>18 7/8"D</li> <li>24"D</li> </ul>	Prices at right Prices at right	Specify 18 7/8" depth. Specify 24" depth.
<b>Width</b>	<ul style="list-style-type: none"> <li>30"W</li> <li>36"W</li> <li>42"W</li> <li>48"W</li> <li>60"W</li> <li>72"W</li> </ul>	Prices at right Prices at right Prices at right Prices at right Prices at right Prices at right	Specify 30" width. Specify 36" width. Specify 42" width. Specify 48" width. Specify 60" width. Specify 72" width.
<b>Desk Type</b>	<ul style="list-style-type: none"> <li>Migration SE</li> <li>Ology</li> <li>Slim Leg HAD</li> </ul>	No cost No cost No cost	Specify <i>with Migration SE</i> . Specify <i>with Ology</i> . Specify <i>Slim Leg HAD</i> .
<b>Back Panel</b>	<ul style="list-style-type: none"> <li>No back panel</li> <li>With a back panel 30"W–42"W</li> <li>With a back panel 42 1/16"W–72"W</li> </ul>	No cost +\$177 +\$189	Specify <i>without back panel</i> . Specify <i>with back panel</i> . Specify <i>with back panel</i> .
<b>Case</b>	<ul style="list-style-type: none"> <li>Low-Pressure Laminate (LPL) price group 1</li> <li>High-Pressure Laminate (HPL) price group 1</li> <li>High-Pressure Laminate (HPL) price group 2</li> <li>High-Pressure Laminate (HPL) price group 3</li> <li>Open Line laminate</li> </ul>	No cost Prices at right See information at left See information at left +\$102 plus cost of laminate	Specify laminate color number. Specify laminate color number. Specify laminate color number. Specify laminate color number. ► See <i>Surface Material Reference Manual</i> .



## For Canadian Pricing

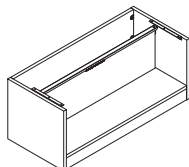
Multiply U.S. Price by the Canadian price factor.

► See page 1 for details.

## Specification Information

			U.S. Base Prices							
Dimensions Modular Depth	Parametric Depth	Modular Height	Style Number	Modular Width	30"	36"	42"	48"	60"	72"
				Parametric Width	30"	30 <sup>1</sup> / <sub>16</sub> " -36"	36 <sup>1</sup> / <sub>16</sub> " -42"	42 <sup>1</sup> / <sub>16</sub> " -48"	48 <sup>1</sup> / <sub>16</sub> " -60"	60 <sup>1</sup> / <sub>16</sub> " -72"

## One-High Open Storage for Ology, Migration SE, or Slim Leg HAD Application



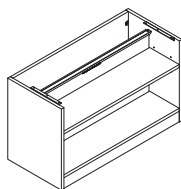
## Low-Pressure Laminate

18 <sup>7</sup> / <sub>8</sub> "	N.A.	15 <sup>3</sup> / <sub>8</sub> "	CRHAD1H	\$ 862	\$ 862	\$ 869	\$ 897	\$ 924	\$ 954
24"	18 <sup>15</sup> / <sub>16</sub> "-24"	15 <sup>3</sup> / <sub>8</sub> "	CRHAD1H	\$ 905	\$ 905	\$ 912	\$ 942	\$ 970	\$1002

## High-Pressure Laminate

18 <sup>7</sup> / <sub>8</sub> "	N.A.	15 <sup>3</sup> / <sub>8</sub> "	CRHAD1H	\$1078	\$1078	\$1086	\$1122	\$1156	\$1192
24"	18 <sup>15</sup> / <sub>16</sub> "-24"	15 <sup>3</sup> / <sub>8</sub> "	CRHAD1H	\$1131	\$1131	\$1140	\$1177	\$1212	\$1252

## 1.5-High Open Storage for Ology, Migration SE, or Slim Leg HAD Application



## Low-Pressure Laminate

18 <sup>7</sup> / <sub>8</sub> "	N.A.	21 <sup>3</sup> / <sub>8</sub> "	CRHAD15H	\$ 898	\$ 898	\$ 906	\$ 934	\$ 961	\$ 989
24"	18 <sup>15</sup> / <sub>16</sub> "-24"	21 <sup>3</sup> / <sub>8</sub> "	CRHAD15H	\$ 943	\$ 943	\$ 951	\$ 981	\$1009	\$1038

## High-Pressure Laminate

18 <sup>7</sup> / <sub>8</sub> "	N.A.	21 <sup>3</sup> / <sub>8</sub> "	CRHAD15H	\$1123	\$1123	\$1132	\$1167	\$1201	\$1236
24"	18 <sup>15</sup> / <sub>16</sub> "-24"	21 <sup>3</sup> / <sub>8</sub> "	CRHAD15H	\$1178	\$1178	\$1189	\$1226	\$1261	\$1297

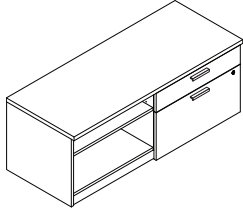


## For Canadian Pricing

Multiply U.S. Price by the  
Canadian price factor.

► See page 1 for details.

# 1.5-High Credenza Storage



► Need help?  
Product details,  
page 88

## Standard Includes

- 1.5-High credenza, if open/open is selected:
  - Low-Pressure Laminate case, price group 1
  - High-Pressure Laminate case, price group 1, if selected
- 1.5-High credenza, if open/lateral file or lateral file/lateral file is selected:
  - Low-Pressure Laminate case, price group 1
  - Low-Pressure Laminate case with High-Pressure Laminate headset, if selected
  - High-Pressure Laminate case with matching or contrasting High-Pressure Laminate headset, if selected
- Finished back
- Adjustable shelf on open/open configuration and open/lateral file configuration
- Lock on open/lateral file or lateral file/lateral file configuration, if selected, plug
- Four counterweights on units with drawers
- 1 1/4" leveling glides
- Shipped fully assembled

## Required to Specify

Style number

Tip: For a 42"W open/open configuration, refer to 42" open low storage.

Tip: Open/open configuration does not include a headset.

Tip: Recessed back option automatically removes top. Specify square edge top with 1/2" cord drop and power access door separately.

**For laminate price group 2 and higher pricing,** please refer to the electronic catalog or SmartTools.

	Options	U.S. Price	Required to Specify
<b>Size Option</b>	<ul style="list-style-type: none"> <li>• Modular</li> <li>• Parametric</li> </ul>	No cost No cost	Specify with <i>modular</i> . Specify with <i>parametric</i> .
<b>Depth</b>	<ul style="list-style-type: none"> <li>• 18 7/8"D</li> <li>• 24"D</li> </ul>	Prices at right Prices at right	Specify 18 7/8" depth. Specify 24" depth.
<b>Width</b>	<ul style="list-style-type: none"> <li>• 42"W</li> <li>• 48"W</li> <li>• 60"W</li> <li>• 66"W</li> <li>• 72"W</li> </ul>	Prices at right Prices at right Prices at right Prices at right Prices at right	Specify 42" width. Specify 48" width. Specify 60" width. Specify 66" width. Specify 72" width.
<b>Storage Configuration</b>	<ul style="list-style-type: none"> <li>• 30" left lateral/36" right lateral</li> <li>• 36" left lateral/30" right lateral</li> </ul>	No cost No cost	Specify with 30" left lateral/36" right lateral configuration. Specify with 36" left lateral/30" right lateral configuration.
<b>Application</b>	<ul style="list-style-type: none"> <li>• Full</li> <li>• Recessed</li> </ul>	No cost No cost	Specify with <i>full application</i> . Specify with <i>recessed application</i> .
<b>Top</b>	<ul style="list-style-type: none"> <li>• No top</li> <li>• With top</li> </ul>	No cost No cost	Specify <i>without top</i> . Specify <i>with top</i> .
<b>Worksurface Thickness</b>	<ul style="list-style-type: none"> <li>• 1 1/8"</li> <li>• 1 3/8"</li> </ul>	No cost +\$160	Specify with 1 1/8" thickness. Specify with 1 3/8" thickness.
<b>Case</b>	<ul style="list-style-type: none"> <li>• Low-Pressure Laminate (LPL) price group 1</li> <li>• High-Pressure Laminate (HPL) price group 1</li> <li>• High-Pressure Laminate (HPL) price group 2</li> <li>• High-Pressure Laminate (HPL) price group 3</li> <li>• Open Line laminate</li> </ul>	No cost Prices at right See information at left See information at left +\$102 plus cost of laminate	Specify laminate color number. Specify laminate color number. Specify laminate color number. Specify laminate color number. ► See <i>Surface Material Reference Manual</i> .
<b>Headset</b>	<ul style="list-style-type: none"> <li>• Low-Pressure Laminate (LPL) price group 1</li> <li>• High-Pressure Laminate (HPL) price group 1</li> <li>• High-Pressure Laminate (HPL) price group 2</li> <li>• High-Pressure Laminate (HPL) price group 3</li> <li>• Open Line laminate</li> </ul>	No cost Prices at right See information at left See information at left +\$102 plus cost of laminate	Specify laminate color number. Specify laminate color number. Specify laminate color number. Specify laminate color number. ► See <i>Surface Material Reference Manual</i> .

► Options, continued on next page



**For Canadian Pricing**  
Multiply U.S. Price by the Canadian price factor.  
► See page 1 for details.

## ► Options, continued from previous page

	Options	U.S. Price	Required to Specify
<b>Top Surface</b>	• Low-Pressure Laminate (LPL)	No cost	Specify laminate color number.
	• High-Pressure Laminate (HPL)	Prices at right	Specify laminate color number.
	• High-Pressure Laminate (HPL)	See information at left	Specify laminate color number.
	• High-Pressure Laminate (HPL)	See information at left	Specify laminate color number.
	• Open Line laminate	+\$102 plus cost of laminate	► See Surface Material Reference Manual.
<b>Pull</b>	• Contemporary	No cost	Specify with contemporary pull.
	• Handle	No cost	Specify with handle pull.
	• Ledge	No cost	Specify with ledge pull.
	• Jazz	+\$ 27 per pull	Specify with jazz pull.
	• Inset	+\$ 36 per pull	Specify with inset pull.
	• Nile	+\$ 37 per pull	Specify with nile pull.
<b>Keys</b>	• Bar	+\$ 39 per pull	Specify with bar pull.
	• Key plug	No cost	Specify with key plug.
	• Master key plug	+\$ 36 per lock	Specify with master key plug.

**For laminate price group 2 and 3 pricing,**  
please refer to the electronic  
catalog or SmartTools.

Currency

## With Top Option Upcharges

Dimensions				Options	
D	W	D	W	(Add \$ to Base Price)	
Modular	Modular	Parametric	Parametric	LPL	HPL
					Price
					Group 1
18 <sup>7</sup> / <sub>8</sub> "	42"	N.A.	N.A.	+\$160	+\$213
18 <sup>7</sup> / <sub>8</sub> "	48"	N.A.	42 <sup>1</sup> / <sub>16</sub> "–48"W	+\$193	+\$256
18 <sup>7</sup> / <sub>8</sub> "	60"	N.A.	48 <sup>1</sup> / <sub>16</sub> "–60"W	+\$222	+\$297
18 <sup>7</sup> / <sub>8</sub> "	66"	N.A.	60 <sup>1</sup> / <sub>16</sub> "–66"W	+\$259	+\$344
18 <sup>7</sup> / <sub>8</sub> "	72"	N.A.	66 <sup>1</sup> / <sub>16</sub> "–72"	+\$288	+\$385
24"	42"	18 <sup>15</sup> / <sub>16</sub> "–24"	N.A.	+\$173	+\$231
24"	48"	18 <sup>15</sup> / <sub>16</sub> "–24"	42 <sup>1</sup> / <sub>16</sub> "–48"	+\$206	+\$275
24"	60"	18 <sup>15</sup> / <sub>16</sub> "–24"	48 <sup>1</sup> / <sub>16</sub> "–60"	+\$233	+\$311
24"	66"	18 <sup>15</sup> / <sub>16</sub> "–24"	60 <sup>1</sup> / <sub>16</sub> "–66"	+\$262	+\$348
24"	72"	18 <sup>15</sup> / <sub>16</sub> "–24"	66 <sup>1</sup> / <sub>16</sub> "–72"	+\$292	+\$415

## ► Specification Information, on next page



**For Canadian Pricing**  
Multiply U.S. Price by the  
Canadian price factor.  
► See page 1 for details.

## 1.5-High Credenza Storage, continued

## ► Options, on previous page

## Specification Information

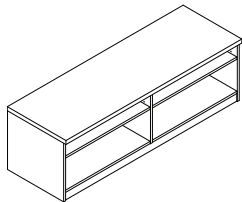
• Dimensions D	D	• Style Number	Modular Width Parametric Width	• U.S. Base Prices				
				42"	48"	60"	66"	72"
Modular	Parametric			N.A.	42 <sup>1</sup> / <sub>16</sub> "	48 <sup>1</sup> / <sub>16</sub> "	60 <sup>1</sup> / <sub>16</sub> "	66 <sup>1</sup> / <sub>16</sub> "
					—48"	—60"	—66"	—72"

## Open/Open Configuration Low-Pressure Laminate Case

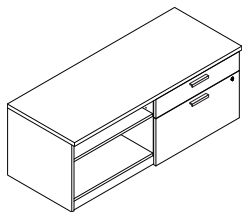
18 <sup>7</sup> / <sub>8</sub> "	N.A.	CRCD15HFS00		\$1101	\$1158	\$1218	\$1283	\$1349
24"	18 <sup>15</sup> / <sub>16</sub> "–24"	CRCD15HFS00		\$1158	\$1218	\$1283	\$1349	\$1421

## Open/Open Configuration High-Pressure Laminate Case

18 <sup>7</sup> / <sub>8</sub> "	N.A.	CRCD15HFS00		\$1376	\$1447	\$1522	\$1602	\$1687
24"	18 <sup>15</sup> / <sub>16</sub> "–24"	CRCD15HFS00		\$1448	\$1522	\$1602	\$1687	\$1777



Tip: Center panel splits width evenly on parametric and modular sizes.



Tip: Parametric width flexes on open side, not lateral side.

## Open/Lateral File Configuration, Low-Pressure Laminate Case with Headset

18 <sup>7</sup> / <sub>8</sub> "	N.A.	CRCD15HFSLFR		\$1719	\$1786	\$1862	\$1938	\$2019
24"	18 <sup>15</sup> / <sub>16</sub> "–24"	CRCD15HFSLFR		\$1786	\$1862	\$1938	\$2019	\$2103

## Open/Lateral File Configuration, Low-Pressure Laminate Case with High-Pressure Laminate Headset

18 <sup>7</sup> / <sub>8</sub> "	N.A.	CRCD15HFSLFR		\$1825	\$1897	\$1979	\$2061	\$2149
24"	18 <sup>15</sup> / <sub>16</sub> "–24"	CRCD15HFSLFR		\$1897	\$1979	\$2061	\$2149	\$2239

## Open/Lateral File Configuration, High-Pressure Laminate Case with Headset

18 <sup>7</sup> / <sub>8</sub> "	N.A.	CRCD15HFSLFR		\$2048	\$2132	\$2228	\$2323	\$2425
24"	18 <sup>15</sup> / <sub>16</sub> "–24"	CRCD15HFSLFR		\$2132	\$2228	\$2323	\$2425	\$2528

## Lateral File/Open Configuration, Low-Pressure Laminate Case with Headset

18 <sup>7</sup> / <sub>8</sub> "	N.A.	CRCD15HFSLFL		\$1719	\$1786	\$1862	\$1938	\$2019
24"	18 <sup>15</sup> / <sub>16</sub> "–24"	CRCD15HFSLFL		\$1786	\$1862	\$1938	\$2019	\$2103

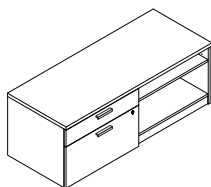
## Lateral File/Open Configuration, Low-Pressure Laminate Case with High-Pressure Laminate Headset

18 <sup>7</sup> / <sub>8</sub> "	N.A.	CRCD15HFSLFL		\$1825	\$1897	\$1979	\$2061	\$2149
24"	18 <sup>15</sup> / <sub>16</sub> "–24"	CRCD15HFSLFL		\$1897	\$1979	\$2061	\$2149	\$2239

## Lateral File/Open Configuration, High-Pressure Laminate Case with Headset

18 <sup>7</sup> / <sub>8</sub> "	N.A.	CRCD15HFSLFL		\$2048	\$2132	\$2228	\$2323	\$2425
24"	18 <sup>15</sup> / <sub>16</sub> "–24"	CRCD15HFSLFL		\$2132	\$2228	\$2323	\$2425	\$2528

## ► Specification Information, continued on next page



Tip: Parametric width flexes on open side, not lateral side.



## For Canadian Pricing

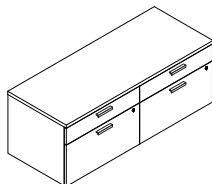
Multiply U.S. Price by the Canadian price factor.

► See page 1 for details.

## ► Specification Information, continued from previous page

## Specification Information

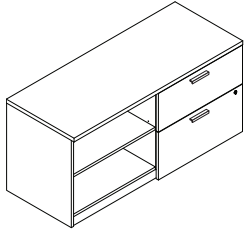
• Dimensions		• Style Number	Modular Width	U.S. Base Prices		
D Modular	D Parametric			• 60"	• 66"	• 72"
<b>Lateral File/Lateral File Configuration, Low-Pressure Laminate Case with Headset</b>						
18 <sup>7</sup> / <sub>8</sub> "	N.A.	<b>CRCD15HFSLL</b>		\$2179	\$2272	\$2371
24"	18 <sup>15</sup> / <sub>16</sub> "–24"	<b>CRCD15HFSLL</b>		\$2272	\$2371	\$2475
<b>Lateral File/Lateral File Configuration, Low-Pressure Laminate Case with High-Pressure Laminate Headset</b>						
18 <sup>7</sup> / <sub>8</sub> "	N.A.	<b>CRCD15HFSLL</b>		\$2322	\$2422	\$2529
24"	18 <sup>15</sup> / <sub>16</sub> "–24"	<b>CRCD15HFSLL</b>		\$2422	\$2529	\$2640
<b>Lateral File/Lateral File Configuration, High-Pressure Laminate Case with Headset</b>						
18 <sup>7</sup> / <sub>8</sub> "	N.A.	<b>CRCD15HFSLL</b>		\$2625	\$2740	\$2864
24"	18 <sup>15</sup> / <sub>16</sub> "–24"	<b>CRCD15HFSLL</b>		\$2740	\$2864	\$2993
.	.	.	.	.	.	.

**For Canadian Pricing**

Multiply U.S. Price by the  
Canadian price factor.

► See page 1 for details.

# Two-High Credenza Storage



► Need help?  
Product details,  
page 88

## Standard Includes

- Two-High credenza, if open/open is selected:
  - Low-Pressure Laminate case, price group 1
  - High-Pressure Laminate case, price group 1, if selected
- Two-High credenza, if open/lateral file or lateral file/lateral file is selected:
  - Low-Pressure Laminate case, price group 1
  - Low-Pressure Laminate case with High-Pressure Laminate headset, if selected
  - High-Pressure Laminate case with matching or contrasting High-Pressure Laminate headset, if selected
- 1 1/8" thick top:
  - Low-Pressure Laminate price group 1
  - High-Pressure Laminate price group 1, if selected
- Finished back
- Adjustable shelf on open/open, open/lateral file, lateral file/cabinet, and cabinet/cabinet configurations
- Lock on open/lateral file, lateral file/lateral file, cabinet/lateral file, or cabinet/cabinet, if selected, plug
- Four counterweights on units with drawers
- 1 1/4" leveling glides
- Shipped fully assembled

## Required to Specify

Style number

	Options	U.S. Price	Required to Specify
<b>Size Option</b>	<ul style="list-style-type: none"> <li>• Modular</li> <li>• Parametric</li> </ul>	No cost No cost	Specify with modular. Specify with parametric.
<b>Depth</b>	<ul style="list-style-type: none"> <li>• 18 7/8"D</li> <li>• 24"D</li> </ul>	Prices at right Prices at right	Specify 18 7/8" depth. Specify 24" depth.
<b>Width</b>	<ul style="list-style-type: none"> <li>• 42"W</li> <li>• 48"W</li> <li>• 60"W</li> <li>• 66"W</li> <li>• 72"W</li> </ul>	Prices at right Prices at right Prices at right Prices at right Prices at right	Specify 42" width. Specify 48" width. Specify 60" width. Specify 66" width. Specify 72" width.
<b>Storage Configuration</b>	<ul style="list-style-type: none"> <li>• 30" left lateral/36" right lateral</li> <li>• 36" left lateral/30" right lateral</li> </ul>	No cost No cost	Specify with 30" left lateral/36" right lateral configuration. Specify with 36" left lateral/30" right lateral configuration.
<b>Application</b>	<ul style="list-style-type: none"> <li>• Full</li> <li>• Recessed</li> </ul>	No cost No cost	Specify with full application. Specify with recessed application.
<b>Top</b>	<ul style="list-style-type: none"> <li>• No top</li> <li>• With top</li> </ul>	No cost No cost	Specify without top. Specify with top.
<b>Worksurface Thickness</b>	<ul style="list-style-type: none"> <li>• 1 1/8"</li> <li>• 1 3/8"</li> </ul>	No cost +\$160	Specify with 1 1/8" thickness. Specify with 1 3/8" thickness.
<b>Case</b>	<ul style="list-style-type: none"> <li>• Low-Pressure Laminate (LPL) price group 1</li> <li>• High-Pressure Laminate (HPL) price group 1</li> <li>• High-Pressure Laminate (HPL) price group 2</li> <li>• High-Pressure Laminate (HPL) price group 3</li> <li>• Open Line laminate</li> </ul>	No cost Prices at right See information at left See information at left +\$102 plus cost of laminate	Specify laminate color number. Specify laminate color number. Specify laminate color number. Specify laminate color number. ► See Surface Material Reference Manual.

► Options, continued on next page

Tip: Open/open configuration does not include a headset.

Tip: Recessed back option automatically removes top. Specify square edge top with 1/2" cord drop and power access door separately.

**For laminate price group 2 and higher pricing,** please refer to the electronic catalog or SmartTools.



### For Canadian Pricing

Multiply U.S. Price by the Canadian price factor.

► See page 1 for details.



## ► Options, continued from previous page

	Options	U.S. Price	Required to Specify
<b>Headset</b>	• Low-Pressure Laminate (LPL) price group 1	No cost	Specify laminate color number.
	• High-Pressure Laminate (HPL) price group 1	Prices at right	Specify laminate color number.
	• High-Pressure Laminate (HPL) price group 2	See information at left	Specify laminate color number.
	• High-Pressure Laminate (HPL) price group 3	See information at left	Specify laminate color number.
	• Open Line laminate	+\$102 plus cost of laminate	► See <i>Surface Material Reference Manual</i> .
<b>Top Surface</b>	• Low-Pressure Laminate (LPL) price group 1	No cost	Specify laminate color number.
	• High-Pressure Laminate (HPL) price group 1	Prices at right	Specify laminate color number.
	• High-Pressure Laminate (HPL) price group 2	See information at left	Specify laminate color number.
	• High-Pressure Laminate (HPL) price group 3	See information at left	Specify laminate color number.
	• Open Line laminate	+\$102 plus cost of laminate	► See <i>Surface Material Reference Manual</i> .
<b>Pull</b>	• Contemporary	No cost	Specify <i>with contemporary pull</i> .
	• Handle	No cost	Specify <i>with handle pull</i> .
	• Ledge	No cost	Specify <i>with ledge pull</i> .
	• Jazz	+\$ 27 per pull	Specify <i>with jazz pull</i> .
	• Inset	+\$ 36 per pull	Specify <i>with inset pull</i> .
	• Nile	+\$ 37 per pull	Specify <i>with nile pull</i> .
<b>Keys</b>	• Bar	+\$ 39 per pull	Specify <i>with bar pull</i> .
	• Key plug	No cost	Specify <i>with key plug</i> .
	• Master key plug	+\$ 36 per lock	Specify <i>with master key plug</i> .

## With Top Option Upcharges

• Dimensions				• Options	
D	W	D	W	(Add \$ to Base Price)	
Modular	Modular	Parametric	Parametric	LPL	HPL
				Price	Group 1
18 <sup>7</sup> / <sub>8</sub> "	42"	N.A.	N.A.	+\$160	+\$213
18 <sup>7</sup> / <sub>8</sub> "	48"	N.A.	42 <sup>1</sup> / <sub>16</sub> "–48"	+\$193	+\$256
18 <sup>7</sup> / <sub>8</sub> "	60"	N.A.	48 <sup>1</sup> / <sub>16</sub> "–60"	+\$222	+\$297
18 <sup>7</sup> / <sub>8</sub> "	66"	N.A.	60 <sup>1</sup> / <sub>16</sub> "–66"	+\$259	+\$344
18 <sup>7</sup> / <sub>8</sub> "	72"	N.A.	66 <sup>1</sup> / <sub>16</sub> "–72"	+\$288	+\$385
24"	42"	18 <sup>15</sup> / <sub>16</sub> "–24"	N.A.	+\$173	+\$231
24"	48"	18 <sup>15</sup> / <sub>16</sub> "–24"	42 <sup>1</sup> / <sub>16</sub> "–48"	+\$206	+\$275
24"	60"	18 <sup>15</sup> / <sub>16</sub> "–24"	48 <sup>1</sup> / <sub>16</sub> "–60"	+\$233	+\$311
24"	66"	18 <sup>15</sup> / <sub>16</sub> "–24"	60 <sup>1</sup> / <sub>16</sub> "–66"	+\$262	+\$348
24"	72"	18 <sup>15</sup> / <sub>16</sub> "–24"	66 <sup>1</sup> / <sub>16</sub> "–72"	+\$292	+\$415

## ► Specification Information, on next page

**For laminate price group 2 and 3 pricing,**  
please refer to the electronic  
catalog or SmartTools.



**For Canadian Pricing**  
Multiply U.S. Price by the  
Canadian price factor.  
► See page 1 for details.

## Two-High Credenza Storage, continued

## ► Options, on previous page

## Specification Information

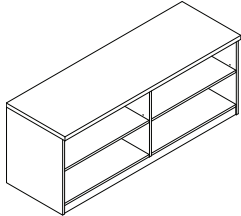
• Dimensions D	D	• Style Number	Modular Width Parametric Width	• U.S. Base Prices				
				42"	48"	60"	66"	72"
Modular	Parametric			N.A.	42 <sup>1</sup> / <sub>16</sub> " -48"	48 <sup>1</sup> / <sub>16</sub> " -60"	60 <sup>1</sup> / <sub>16</sub> " -66"	66 <sup>1</sup> / <sub>16</sub> " -72"

## Open/Open Configuration Low-Pressure Laminate Case

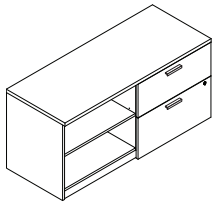
18 <sup>7</sup> / <sub>8</sub> "	N.A.	CRCD2HFS00		\$1277	\$1345	\$1416	\$1491	\$1569
24"	18 <sup>15</sup> / <sub>16</sub> "-24"	CRCD2HFS00		\$1345	\$1416	\$1491	\$1569	\$1650

## Open/Open Configuration High-Pressure Laminate Case

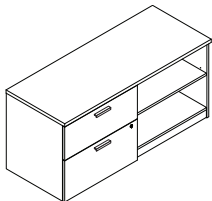
18 <sup>7</sup> / <sub>8</sub> "	N.A.	CRCD2HFS00		\$1596	\$1681	\$1771	\$1865	\$1962
24"	18 <sup>15</sup> / <sub>16</sub> "-24"	CRCD2HFS00		\$1681	\$1771	\$1865	\$1962	\$2063



Tip: Center panel splits width evenly on parametric and modular sizes.



Tip: Center panel splits width evenly on parametric and modular sizes.



Tip: Parametric width flexes on open side, not lateral side.

## Open/Lateral File Configuration, Low-Pressure Laminate Case with Headset

18 <sup>7</sup> / <sub>8</sub> "	N.A.	CRCD2HFSLFR		\$1934	\$2014	\$2098	\$2187	\$2281
24"	18 <sup>15</sup> / <sub>16</sub> "-24"	CRCD2HFSLFR		\$2014	\$2098	\$2187	\$2281	\$2381

## Open/Lateral File Configuration, Low-Pressure Laminate Case with High-Pressure Laminate Headset

18 <sup>7</sup> / <sub>8</sub> "	N.A.	CRCD2HFSLFR		\$2057	\$2144	\$2234	\$2330	\$2433
24"	18 <sup>15</sup> / <sub>16</sub> "-24"	CRCD2HFSLFR		\$2144	\$2234	\$2330	\$2433	\$2540

## Open/Lateral File Configuration, High-Pressure Laminate Case with Headset

18 <sup>7</sup> / <sub>8</sub> "	N.A.	CRCD2HFSLFR		\$2318	\$2419	\$2522	\$2634	\$2752
24"	18 <sup>15</sup> / <sub>16</sub> "-24"	CRCD2HFSLFR		\$2419	\$2522	\$2634	\$2752	\$2878

## Lateral File/Open Configuration, Low-Pressure Laminate Case with Headset

18 <sup>7</sup> / <sub>8</sub> "	N.A.	CRCD2HFSLFL		\$1934	\$2014	\$2098	\$2187	\$2281
24"	18 <sup>15</sup> / <sub>16</sub> "-24"	CRCD2HFSLFL		\$2014	\$2098	\$2187	\$2281	\$2381

## Lateral File/Open Configuration, Low-Pressure Laminate Case with High-Pressure Laminate Headset

18 <sup>7</sup> / <sub>8</sub> "	N.A.	CRCD2HFSLFL		\$2057	\$2144	\$2234	\$2330	\$2433
24"	18 <sup>15</sup> / <sub>16</sub> "-24"	CRCD2HFSLFL		\$2144	\$2234	\$2330	\$2433	\$2540

## Lateral File/Open Configuration, High-Pressure Laminate Case with Headset

18 <sup>7</sup> / <sub>8</sub> "	N.A.	CRCD2HFSLFL		\$2318	\$2419	\$2522	\$2634	\$2752
24"	18 <sup>15</sup> / <sub>16</sub> "-24"	CRCD2HFSLFL		\$2419	\$2522	\$2634	\$2752	\$2878

## ► Specification Information, continued on next page



## For Canadian Pricing

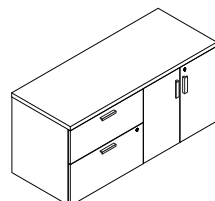
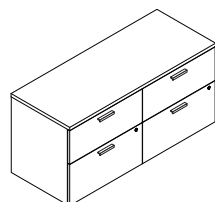
Multiply U.S. Price by the Canadian price factor.

► See page 1 for details.

## ► Specification Information, continued from previous page

## Specification Information

• Dimensions D Modular	D Parametric	• Style Number	Modular Width Parametric Width	U.S. Base Prices		
				60"	66"	72"
				N.A.	60 <sup>1</sup> / <sub>16</sub> "	66 <sup>1</sup> / <sub>16</sub> "
					-66"	-72"
<b>Lateral File/Lateral File Configuration, Low-Pressure Laminate Case with Headset</b>						
18 <sup>7</sup> / <sub>8</sub> "	N.A.	CRCD2HFSLL		\$2468	\$2578	\$2691
24"	18 <sup>15</sup> / <sub>16</sub> "-24"	CRCD2HFSLL		\$2578	\$2691	\$2811
<b>Lateral File/Lateral File Configuration, Low-Pressure Laminate Case with High-Pressure Laminate Headset</b>						
18 <sup>7</sup> / <sub>8</sub> "	N.A.	CRCD2HFSLL		\$2633	\$2752	\$2874
24"	18 <sup>15</sup> / <sub>16</sub> "-24"	CRCD2HFSLL		\$2752	\$2874	\$3004
<b>Lateral File/Lateral File Configuration, High-Pressure Laminate Case with Headset</b>						
18 <sup>7</sup> / <sub>8</sub> "	N.A.	CRCD2HFSLL		\$2985	\$3122	\$3263
24"	18 <sup>15</sup> / <sub>16</sub> "-24"	CRCD2HFSLL		\$3122	\$3263	\$3413



Tip: Parametric width flexes on cabinet side, not lateral side.

<b>Lateral File/Cabinet Configuration, Low-Pressure Laminate Case with Headset</b>						
18 <sup>7</sup> / <sub>8</sub> "	N.A.	CRCD2HFSCLFL		\$2187	\$2281	\$2381
24"	18 <sup>15</sup> / <sub>16</sub> "-24"	CRCD2HFSCLFL		\$2281	\$2381	\$2485
<b>Lateral File/Cabinet Configuration, Low-Pressure Laminate Case with High-Pressure Laminate Headset</b>						
18 <sup>7</sup> / <sub>8</sub> "	N.A.	CRCD2HFSCLFL		\$2330	\$2433	\$2540
24"	18 <sup>15</sup> / <sub>16</sub> "-24"	CRCD2HFSCLFL		\$2433	\$2540	\$2651
<b>Lateral File/Cabinet Configuration, High-Pressure Laminate Case with Headset</b>						
18 <sup>7</sup> / <sub>8</sub> "	N.A.	CRCD2HFSCLFL		\$2634	\$2752	\$2878
24"	18 <sup>15</sup> / <sub>16</sub> "-24"	CRCD2HFSCLFL		\$2752	\$2878	\$3006

## ► Specification Information, continued on next page



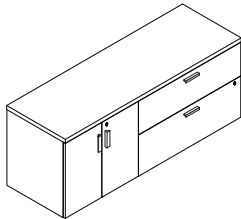
**For Canadian Pricing**  
Multiply U.S. Price by the  
Canadian price factor.  
► See page 1 for details.

## Two-High Credenza Storage, continued

## ► Specification Information, continued from previous page

## Specification Information

• Dimensions D	D	• Style Number	Modular Width Parametric Width	• U.S. Base Prices		
				60"	66"	72"
Modular	Parametric			N.A.	60 <sup>1</sup> / <sub>16</sub> " -66"	66 <sup>1</sup> / <sub>16</sub> " -72"



Tip: Parametric width flexes on cabinet side, not lateral side.

**Cabinet/Lateral File Configuration, Low-Pressure Laminate Case with Headset**

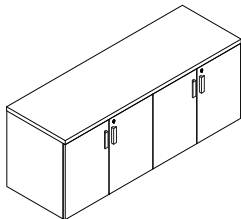
18 <sup>7</sup> / <sub>8</sub> "	N.A.	CRCD2HFSCLCLR		\$2187	\$2281	\$2381
24"	18 <sup>15</sup> / <sub>16</sub> "-24"	CRCD2HFSCLCLR		\$2281	\$2381	\$2485

**Cabinet/Lateral File Configuration, Low-Pressure Laminate Case with High-Pressure Laminate Headset**

18 <sup>7</sup> / <sub>8</sub> "	N.A.	CRCD2HFSCLCLR		\$2330	\$2433	\$2540
24"	18 <sup>15</sup> / <sub>16</sub> "-24"	CRCD2HFSCLCLR		\$2433	\$2540	\$2651

**Cabinet/Lateral File Configuration, High-Pressure Laminate Case with Headset**

18 <sup>7</sup> / <sub>8</sub> "	N.A.	CRCD2HFSCLCLR		\$2634	\$2752	\$2878
24"	18 <sup>15</sup> / <sub>16</sub> "-24"	CRCD2HFSCLCLR		\$2752	\$2878	\$3006



Tip: Center panel splits width evenly on parametric and modular sizes.

Tip: Parametric sizes are split evenly on both cabinet sides.

**Cabinet/Cabinet Configuration, Low-Pressure Laminate Case with Headset**

18 <sup>7</sup> / <sub>8</sub> "	N.A.	CRCD2HFSCC		\$1558	\$1639	\$1724
24"	18 <sup>15</sup> / <sub>16</sub> "-24"	CRCD2HFSCC		\$1639	\$1724	\$1816

**Cabinet/Cabinet Configuration, Low-Pressure Laminate Case with High-Pressure Laminate Headset**

18 <sup>7</sup> / <sub>8</sub> "	N.A.	CRCD2HFSCC		\$1682	\$1771	\$1861
24"	18 <sup>15</sup> / <sub>16</sub> "-24"	CRCD2HFSCC		\$1771	\$1861	\$1961

**Cabinet/Cabinet Configuration, High-Pressure Laminate Case with Headset**

18 <sup>7</sup> / <sub>8</sub> "	N.A.	CRCD2HFSCC		\$1946	\$2050	\$2154
24"	18 <sup>15</sup> / <sub>16</sub> "-24"	CRCD2HFSCC		\$2050	\$2154	\$2268

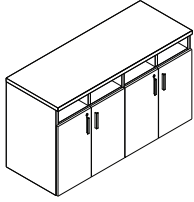
**For Canadian Pricing**

Multiply U.S. Price by the Canadian price factor.

► See page 1 for details.



# Buffet Credenzas



► Need help?  
Product details,  
page 94

## Standard Includes

- Credenza with full-height back panel
- 1 1/8" thick top
  - Low-Pressure Laminate case with matching or contrasting Low-Pressure Laminate headset
  - Low-Pressure Laminate case with High-Pressure Laminate headset, if selected
  - High-Pressure Laminate case with matching or contrasting High-Pressure Laminate headset, if selected
- Adjustable shelf in each double-door cabinet
- 1 1/4" adjustable leveling glides
- Shipped fully assembled

## Required to Specify

Style number

**For laminate price group 2 and higher pricing, please refer to the electronic catalog or SmartTools.**

	Options	U.S. Price	Required to Specify
<b>Size Option</b>	<ul style="list-style-type: none"> <li>• Modular</li> <li>• Parametric</li> </ul>	Prices at right Prices at right	Specify <i>with modular</i> . Specify <i>with parametric</i> .
<b>Width</b>	<ul style="list-style-type: none"> <li>• 36"</li> <li>• 45"</li> <li>• 48"</li> <li>• 60"</li> <li>• 75"</li> <li>• 46.9370"</li> <li>• 62.2024"</li> <li>• 77.4677"</li> </ul>	Prices at right Prices at right Prices at right Prices at right Prices at right Prices at right Prices at right Prices at right	Specify 36" width. Specify 45" width. Specify 48" width. Specify 60" width. Specify 75" width. Specify 46.9370" width. Specify 62.2024" width. Specify 77.4677" width.
<b>Case</b>	<ul style="list-style-type: none"> <li>• Low-Pressure Laminate (LPL) price group 1</li> <li>• High-Pressure Laminate (HPL) price group 1</li> <li>• High-Pressure Laminate (HPL) price group 2</li> <li>• High-Pressure Laminate (HPL) price group 3</li> <li>• Open Line laminate</li> </ul>	No cost Prices at right See information at left See information at left +\$102 plus cost of laminate	Specify laminate color number. Specify laminate color number. Specify laminate color number. Specify laminate color number. ► See <i>Surface Material Reference Manual</i> .
<b>Headset</b>	<ul style="list-style-type: none"> <li>• Low-Pressure Laminate (LPL) price group 1</li> <li>• High-Pressure Laminate (HPL) price group 1</li> <li>• High-Pressure Laminate (HPL) price group 2</li> <li>• High-Pressure Laminate (HPL) price group 3</li> <li>• Open Line laminate</li> </ul>	No cost Prices at right See information at left See information at left +\$102 plus cost of laminate	Specify laminate color number. Specify laminate color number. Specify laminate color number. Specify laminate color number. ► See <i>Surface Material Reference Manual</i> .
<b>Top</b>	<ul style="list-style-type: none"> <li>• Low-Pressure Laminate (LPL) price group 1</li> <li>• High-Pressure Laminate (HPL) price group 1</li> <li>• High-Pressure Laminate (HPL) price group 2</li> <li>• High-Pressure Laminate (HPL) price group 3</li> <li>• Open Line laminate</li> </ul>	No cost Prices at right See information at left See information at left +\$102 plus cost of laminate	Specify laminate color number. Specify laminate color number. Specify laminate color number. Specify laminate color number. ► See <i>Surface Material Reference Manual</i> .
<b>Worksurface Thickness</b>	<ul style="list-style-type: none"> <li>• 1 1/8"</li> <li>• 1 3/8"</li> </ul>	No cost +\$160	Specify <i>with 1 1/8" thickness</i> . Specify <i>with 1 3/8" thickness</i> .

► Options, continued on next page



**For Canadian Pricing**  
Multiply U.S. Price by the  
Canadian price factor.  
► See page 1 for details.

## ► Options, continued from previous page

	Options	U.S. Price	Required to Specify
<b>Pull</b>	• Contemporary	No cost	Specify <i>with contemporary pull</i> .
	• Handle	No cost	Specify <i>with handle pull</i> .
	• Ledge	No cost	Specify <i>with ledge pull</i> .
	• Jazz	+\$27 per pull	Specify <i>with jazz pull</i> .
	• Inset	+\$36 per pull	Specify <i>with inset pull</i> .
	• Nile	+\$37 per pull	Specify <i>with nile pull</i> .
	• Bar	+\$39 per pull	Specify <i>with bar pull</i> .
<b>Keys</b>	• Key plug	No cost	Specify <i>with key plug</i> .
	• Master key plug	+\$36 per lock	Specify <i>with master key plug</i> .

## Specification Information

					U.S. Base Prices		
• Dimensions				• Style Number	• LPL	• HPL	• HPL
Modular Depth	Modular Width	Parametric Width	Modular Height		Case with HPL Headset	Headset	Case with HPL Headset

## Buffet Credenzas—Open Shelves, Three Doors

24"	36"	36"	36"	<b>CRCDBTO3D</b>	\$2132	\$2303	\$2665
24"	45"	36 <sup>1</sup> / <sub>16</sub> "–45"	36"	<b>CRCDBTO3D</b>	\$2268	\$2449	\$2835
24"	N.A.	45 <sup>1</sup> / <sub>16</sub> "–54"	36"	<b>CRCDBTO3D</b>	\$2413	\$2606	\$3016
:	:	:	:	:	:	:	:

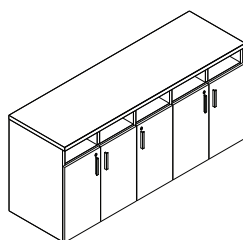
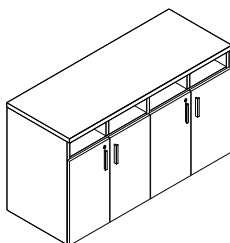
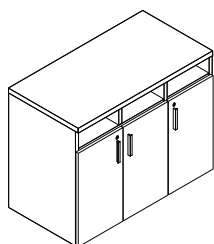
## Buffet Credenzas—Open Shelves, Four Doors

24"	48"	48"	36"	<b>CRCDBTO4D</b>	\$2398	\$2590	\$2998
24"	60"	48 <sup>1</sup> / <sub>16</sub> "–60"	36"	<b>CRCDBTO4D</b>	\$2551	\$2755	\$3189
24"	N.A.	60 <sup>1</sup> / <sub>16</sub> "–72"	36"	<b>CRCDBTO4D</b>	\$2714	\$2931	\$3393
:	:	:	:	:	:	:	:

## Buffet Credenzas—Open Shelves, Five Doors

24"	60"	60"	36"	<b>CRCDBTO5D</b>	\$2756	\$2976	\$3445
24"	75"	60 <sup>1</sup> / <sub>16</sub> "–75"	36"	<b>CRCDBTO5D</b>	\$2932	\$3167	\$3665
:	:	:	:	:	:	:	:

## ► Specification Information, continued on next page

**For Canadian Pricing**

Multiply U.S. Price by the Canadian price factor.

► See page 1 for details.

Buffet Credenzas, continued

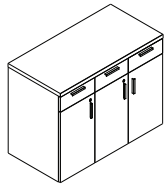
► Specification Information, continued from previous page

Specification Information

• Dimensions			• Style Number	U.S. Base Prices		
Depth	Width	Height		• LPL Case with HPL Headset	• HPL Headset	• HPL Case with HPL Headset
•			•	•	•	•
•			•	•	•	•
•			•	•	•	•
•			•	•	•	•

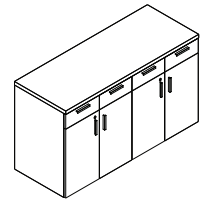
Buffet Credenza—Box Drawers, Three Doors

24"	46.937"	36"	CRCDBTB3D	\$2652	\$2864	\$3315
•			•	•	•	•



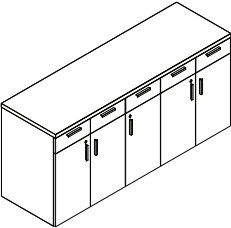
Buffet Credenza—Box Drawers, Four Doors

24"	62.2024"	36"	CRCDBTB4D	\$2984	\$3223	\$3730
•			•	•	•	•



Buffet Credenza—Box Drawers, Five Doors

24"	77.4677"	36"	CRCDBTB5D	\$3229	\$3487	\$4036
•			•	•	•	•

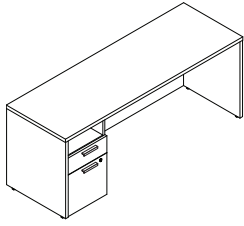


 **For Canadian Pricing**  
Multiply U.S. Price by the  
Canadian price factor.  
► See page 1 for details.





# Two-High Credenza Storage with Kneespace



► Need help?  
Product details,  
page 88

## Standard Includes

- Two-High credenza with kneespace:
  - Low-Pressure Laminate case with matching or contrasting Low-Pressure Laminate headset
  - Low-Pressure Laminate case with High-Pressure Laminate headset, if selected
  - High-Pressure Laminate case with matching or contrasting High-Pressure Laminate headset, if selected
- 1 1/8" thick top:
  - Low-Pressure Laminate price group 1
  - High-Pressure Laminate price group 1, if selected
- Finished back
- Modesty panel, full or quarter height
- Bore and dowel drawer construction: black
- One fastened plastic filing system per file drawer: black only
- Full extension, heavy-duty ball bearing drawer suspensions
- One pencil tray is included in units with a box drawer
- Lock plug
- Counterweight
- 1 1/4" leveling glides
- Shipped fully assembled

## Required to Specify

Style number

*Tip: Reinforcing channels are ordered separately and must be used on credenzas that have 54"W or more of unsupported kneespace (70"W single pedestal units).*

*Tip: Grain direction of modesty panel runs horizontally. Grain direction of pedestals runs vertically.*

*Tip: Quarter height modesty panel available on 24"D units only.*

**For laminate price group 2 and higher pricing, please refer to the electronic catalog or SmartTools.**

	Options	U.S. Price	Required to Specify
<b>Size Option</b>	<ul style="list-style-type: none"> <li>Modular</li> <li>Parametric</li> </ul>	No cost No cost	Specify with modular. Specify with parametric.
<b>Depth</b>	<ul style="list-style-type: none"> <li>18 7/8"D</li> <li>24"D</li> </ul>	Prices at right Prices at right	Specify 18 7/8" depth. Specify 24" depth.
<b>Width</b>	<ul style="list-style-type: none"> <li>60"W</li> <li>66"W</li> <li>72"W</li> </ul>	Prices at right Prices at right Prices at right	Specify 60" width. Specify 66" width. Specify 72" width.
<b>Left Support</b>	<ul style="list-style-type: none"> <li>Box/box/file pedestal</li> <li>File/file pedestal</li> <li>Open/box/file pedestal</li> </ul>	No cost No cost No cost	Specify with box/box/file pedestal. Specify with file/file pedestal. Specify with open/box/file pedestal.
<b>Right Support</b>	<ul style="list-style-type: none"> <li>Box/box/file pedestal</li> <li>File/file pedestal</li> <li>Open/box/file pedestal</li> </ul>	No cost No cost No cost	Specify with box/box/file pedestal. Specify with file/file pedestal. Specify with open/box/file pedestal.
<b>Modesty Panel</b>	<ul style="list-style-type: none"> <li>Full</li> <li>Quarter height</li> </ul>	No cost No cost	Specify with full panel. Specify with quarter height panel.
<b>Grommet Location</b>	<ul style="list-style-type: none"> <li>No grommet</li> <li>Center</li> <li>Left</li> <li>Right</li> <li>Left and center</li> <li>Right and center</li> </ul>	No cost +\$ 40 +\$ 40 +\$ 40 +\$ 80 +\$ 80	Specify without grommet. Specify with center location. Specify with left location. Specify with right location. Specify with left and center location. Specify with right and center location.
<b>Case</b>	<ul style="list-style-type: none"> <li>Low-Pressure Laminate (LPL) price group 1</li> <li>High-Pressure Laminate (HPL) price group 1</li> <li>High-Pressure Laminate (HPL) price group 2</li> <li>High-Pressure Laminate (HPL) price group 3</li> <li>Open Line laminate</li> </ul>	No cost Prices at right See information at left See information at left +\$102 plus cost of laminate	Specify laminate color number. Specify laminate color number. Specify laminate color number. Specify laminate color number. ► See Surface Material Reference Manual.

► Options, continued on next page



**For Canadian Pricing**  
Multiply U.S. Price by the Canadian price factor.  
► See page 1 for details.

## ► Options, continued from previous page

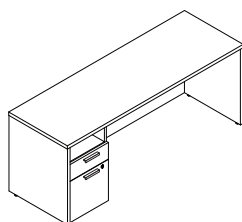
	Options	U.S. Price	Required to Specify
<b>Headset</b>	• Low-Pressure Laminate (LPL) price group 1	No cost	Specify laminate color number.
	• High-Pressure Laminate (HPL) price group 1	Prices below and at right	Specify laminate color number.
	• High-Pressure Laminate (HPL) price group 2	See information at left	Specify laminate color number.
	• High-Pressure Laminate (HPL) price group 3	See information at left	Specify laminate color number.
	• Open Line laminate	+\$102 plus cost of laminate	► See <i>Surface Material Reference Manual</i> .
<b>Top Surface</b>	• Low-Pressure Laminate (LPL) price group 1	No cost	Specify laminate color number.
	• High-Pressure Laminate (HPL) price group 1	Prices below and at right	Specify laminate color number.
	• High-Pressure Laminate (HPL) price group 2	See information at left	Specify laminate color number.
	• High-Pressure Laminate (HPL) price group 3	See information at left	Specify laminate color number.
	• Open Line laminate	+\$102 plus cost of laminate	► See <i>Surface Material Reference Manual</i> .
<b>Pull</b>	• Contemporary	No cost	Specify with <i>contemporary pull</i> .
	• Handle	No cost	Specify with <i>handle pull</i> .
	• Ledge	No cost	Specify with <i>ledge pull</i> .
	• Jazz	+\$ 27 per pull	Specify with <i>jazz pull</i> .
	• Inset	+\$ 36 per pull	Specify with <i>inset pull</i> .
	• Nile	+\$ 37 per pull	Specify with <i>nile pull</i> .
<b>Keys</b>	• Bar	+\$ 39 per pull	Specify with <i>bar pull</i> .
	• Key plug	No cost	Specify with <i>key plug</i> .
	• Master key plug	+\$ 36 per lock	Specify with <i>master key plug</i> .

**For laminate price group 2 and higher pricing, please refer to the electronic catalog or SmartTools.**

## Specification Information

		Style Number	Modular Width	U.S. Base Prices		
Dimensions D	Modular Parametric			60"	66"	72"
			Parametric Width	N.A.	60 <sup>1</sup> / <sub>16</sub> "	66 <sup>1</sup> / <sub>16</sub> "
					66"	72"
<b>Single Pedestal, Left, Low-Pressure Laminate Case with Low-Pressure Laminate Headset</b>						
18 <sup>7</sup> / <sub>8</sub> "	N.A.	CRCD2HKSSPL		\$1680	\$1796	\$1909
24"	18 <sup>15</sup> / <sub>16</sub> "–24"	CRCD2HKSSPL		\$1760	\$1873	\$1992
<b>Single Pedestal, Left, Low-Pressure Laminate Case with High-Pressure Laminate Headset</b>						
18 <sup>7</sup> / <sub>8</sub> "	N.A.	CRCD2HKSSPL		\$1789	\$1910	\$2031
24"	18 <sup>15</sup> / <sub>16</sub> "–24"	CRCD2HKSSPL		\$1874	\$1993	\$2121
<b>Single Pedestal, Left, High-Pressure Laminate Case with High-Pressure Laminate Headset</b>						
18 <sup>7</sup> / <sub>8</sub> "	N.A.	CRCD2HKSSPL		\$2020	\$2155	\$2290
24"	18 <sup>15</sup> / <sub>16</sub> "–24"	CRCD2HKSSPL		\$2117	\$2250	\$2395

## ► Specification Information, continued on next page



Tip: Pricing is shown with Low-Pressure Laminate top.



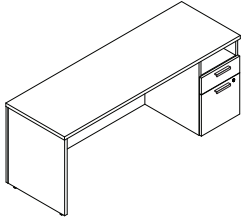
**For Canadian Pricing**  
Multiply U.S. Price by the Canadian price factor.  
► See page 1 for details.

## Two-High Credenza Storage with Kneespace, continued

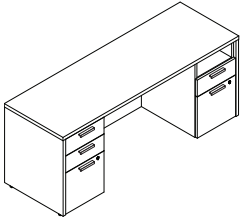
## ► Specification Information, continued from previous page

## Specification Information

• Dimensions D Modular	D Parametric	• Style Number	Modular Width Parametric Width	• U.S. Base Prices		
				60"	66"	72"
				N.A.	60 <sup>1</sup> / <sub>16</sub> "	66 <sup>1</sup> / <sub>16</sub> "
					–66"	–72"
<b>Single Pedestal, Right, Low-Pressure Laminate Case with Low-Pressure Laminate Headset</b>						
18 <sup>7</sup> / <sub>8</sub> "	N.A.	CRCD2HKSSPR		\$1680	\$1796	\$1909
24"	18 <sup>15</sup> / <sub>16</sub> "–24"	CRCD2HKSSPR		\$1760	\$1873	\$1992
<b>Single Pedestal, Right, Low-Pressure Laminate Case with High-Pressure Laminate Headset</b>						
18 <sup>7</sup> / <sub>8</sub> "	N.A.	CRCD2HKSSPR		\$1789	\$1910	\$2031
24"	18 <sup>15</sup> / <sub>16</sub> "–24"	CRCD2HKSSPR		\$1874	\$1993	\$2121
<b>Single Pedestal, Right, High-Pressure Laminate Case with High-Pressure Laminate Headset</b>						
18 <sup>7</sup> / <sub>8</sub> "	N.A.	CRCD2HKSSPR		\$2020	\$2155	\$2290
24"	18 <sup>15</sup> / <sub>16</sub> "–24"	CRCD2HKSSPR		\$2117	\$2250	\$2395
<b>Dual Pedestal, Low-Pressure Laminate Case with Low-Pressure Laminate Headset</b>						
18 <sup>7</sup> / <sub>8</sub> "	N.A.	CRCD2HKSDP		\$2176	\$2314	\$2451
24"	18 <sup>15</sup> / <sub>16</sub> "–24"	CRCD2HKSDP		\$2279	\$2415	\$2559
<b>Dual Pedestal, Low-Pressure Laminate Case with High-Pressure Laminate Headset</b>						
18 <sup>7</sup> / <sub>8</sub> "	N.A.	CRCD2HKSDP		\$2316	\$2461	\$2609
24"	18 <sup>15</sup> / <sub>16</sub> "–24"	CRCD2HKSDP		\$2427	\$2572	\$2724
<b>Dual Pedestal, High-Pressure Laminate Case with High-Pressure Laminate Headset</b>						
18 <sup>7</sup> / <sub>8</sub> "	N.A.	CRCD2HKSDP		\$2614	\$2777	\$2943
24"	18 <sup>15</sup> / <sub>16</sub> "–24"	CRCD2HKSDP		\$2741	\$2904	\$3076
.	.	.	.	.	.	.



Tip: Pricing is shown with Low-Pressure Laminate top.



Tip: Pricing is shown with Low-Pressure Laminate top.

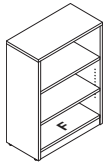
**For Canadian Pricing**

Multiply U.S. Price by the Canadian price factor.

► See page 1 for details.

Two-High Credenza Storage  
with Kneespace

# Bookcases



► Need help?  
Product details,  
page 96

## Standard Includes

- Bookcase:
  - Low-Pressure Laminate price group 1
  - High-Pressure Laminate price group 1, if selected
- 1 1/8" thick top: laminate to match case
- Adjustable shelf: laminate to match case
- Brackets for shelves: brushed nickel only
- 1 1/4" leveling glides
- Shipped fully assembled

## Required to Specify

Style number

Tip: See understanding pages  
for shelf count by height.  
► Page 14

Tip: Fixed shelf at worksur-  
face height for bookcases  
66 1/2" and taller.

**For laminate price  
group 2 and higher pric-  
ing,** please refer to the elec-  
tronic catalog or SmartTools.

	Options	U.S. Price	Required to Specify
<b>Size Option</b>	<ul style="list-style-type: none"> <li>• Modular</li> <li>• Parametric</li> </ul>	No cost No cost	Specify <i>with modular</i> . Specify <i>with parametric</i> .
<b>Depth</b>	<ul style="list-style-type: none"> <li>• 15"D</li> <li>• 24"D</li> </ul>	Prices at right Prices at right	Specify 15" depth. Specify 24" depth.
<b>Width</b>	<ul style="list-style-type: none"> <li>• 24"W</li> <li>• 30"W</li> <li>• 36"W</li> </ul>	Prices at right Prices at right Prices at right	Specify 24" width. Specify 30" width. Specify 36" width.
<b>Height</b>	<ul style="list-style-type: none"> <li>• 41 3/4"H</li> <li>• 47 15/16"H</li> <li>• 54 1/8"H</li> <li>• 66 1/2"H</li> <li>• 72"H</li> <li>• 78"H</li> <li>• 84"H</li> </ul>	Prices at right Prices at right Prices at right Prices at right Prices at right Prices at right Prices at right	Specify 41 3/4" height. Specify 47 15/16" height. Specify 54 1/8" height. Specify 66 1/2" height. Specify 72" height. Specify 78" height. Specify 84" height.
<b>Case</b>	<ul style="list-style-type: none"> <li>• Low-Pressure Laminate (LPL) price group 1</li> <li>• High-Pressure Laminate (HPL) price group 1</li> <li>• High-Pressure Laminate (HPL) price group 2</li> <li>• High-Pressure Laminate (HPL) price group 3</li> <li>• Open Line laminate</li> </ul>	No cost Prices at right See information at left See information at left +\$102 plus cost of laminate	Specify laminate color number. Specify laminate color number. Specify laminate color number. Specify laminate color number. ► See <i>Surface Material Reference Manual</i> .



**For Canadian Pricing**  
Multiply U.S. Price by the  
Canadian price factor.  
► See page 1 for details.

## Specification Information

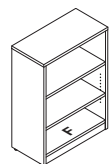
Dimensions		Modular Width	Parametric Width	Style Number	Modular Depth Parametric Depth	U.S. Base Prices	
Modular Height	Parametric Height					15"	24"
						15"	15 <sup>1</sup> / <sub>16</sub> "–24"

## Bookcases with Adjustable Shelves

## Low-Pressure Laminate Case

41 <sup>3</sup> / <sub>4</sub> "	41 <sup>3</sup> / <sub>4</sub> "	24"	24"	CRBK		\$ 975	\$1038
47 <sup>15</sup> / <sub>16</sub> "	41 <sup>13</sup> / <sub>16</sub> "–47 <sup>15</sup> / <sub>16</sub> "	24"	24"	CRBK		\$1015	\$1081
54 <sup>1</sup> / <sub>8</sub> "	48"–54 <sup>1</sup> / <sub>8</sub> "	24"	24"	CRBK		\$1057	\$1126
66 <sup>1</sup> / <sub>2</sub> "	54 <sup>3</sup> / <sub>16</sub> "–66 <sup>1</sup> / <sub>2</sub> "	24"	24"	CRBK		\$1103	\$1174
72"	66 <sup>9</sup> / <sub>16</sub> "–72"	24"	24"	CRBK		\$1191	\$1268
78"	72 <sup>1</sup> / <sub>16</sub> "–78"	24"	24"	CRBK		\$1238	\$1319
84"	78 <sup>1</sup> / <sub>16</sub> "–84"	24"	24"	CRBK		\$1288	\$1372
41 <sup>3</sup> / <sub>4</sub> "	41 <sup>3</sup> / <sub>4</sub> "	30"	24 <sup>1</sup> / <sub>16</sub> "–30"	CRBK		\$ 995	\$1060
47 <sup>15</sup> / <sub>16</sub> "	41 <sup>13</sup> / <sub>16</sub> "–47 <sup>15</sup> / <sub>16</sub> "	30"	24 <sup>1</sup> / <sub>16</sub> "–30"	CRBK		\$1036	\$1103
54 <sup>1</sup> / <sub>8</sub> "	48"–54 <sup>1</sup> / <sub>8</sub> "	30"	24 <sup>1</sup> / <sub>16</sub> "–30"	CRBK		\$1079	\$1149
66 <sup>1</sup> / <sub>2</sub> "	54 <sup>3</sup> / <sub>16</sub> "–66 <sup>1</sup> / <sub>2</sub> "	30"	24 <sup>1</sup> / <sub>16</sub> "–30"	CRBK		\$1125	\$1198
72"	66 <sup>9</sup> / <sub>16</sub> "–72"	30"	24 <sup>1</sup> / <sub>16</sub> "–30"	CRBK		\$1215	\$1294
78"	72 <sup>1</sup> / <sub>16</sub> "–78"	30"	24 <sup>1</sup> / <sub>16</sub> "–30"	CRBK		\$1265	\$1347
84"	78 <sup>1</sup> / <sub>16</sub> "–84"	30"	24 <sup>1</sup> / <sub>16</sub> "–30"	CRBK		\$1316	\$1401
41 <sup>3</sup> / <sub>4</sub> "	41 <sup>3</sup> / <sub>4</sub> "	36"	30 <sup>1</sup> / <sub>16</sub> "–36"	CRBK		\$1015	\$1081
47 <sup>15</sup> / <sub>16</sub> "	41 <sup>13</sup> / <sub>16</sub> "–47 <sup>15</sup> / <sub>16</sub> "	36"	30 <sup>1</sup> / <sub>16</sub> "–36"	CRBK		\$1056	\$1125
54 <sup>1</sup> / <sub>8</sub> "	48"–54 <sup>1</sup> / <sub>8</sub> "	36"	30 <sup>1</sup> / <sub>16</sub> "–36"	CRBK		\$1101	\$1173
66 <sup>1</sup> / <sub>2</sub> "	54 <sup>3</sup> / <sub>16</sub> "–66 <sup>1</sup> / <sub>2</sub> "	36"	30 <sup>1</sup> / <sub>16</sub> "–36"	CRBK		\$1146	\$1220
72"	66 <sup>9</sup> / <sub>16</sub> "–72"	36"	30 <sup>1</sup> / <sub>16</sub> "–36"	CRBK		\$1238	\$1318
78"	72 <sup>1</sup> / <sub>16</sub> "–78"	36"	30 <sup>1</sup> / <sub>16</sub> "–36"	CRBK		\$1291	\$1375
84"	78 <sup>1</sup> / <sub>16</sub> "–84"	36"	30 <sup>1</sup> / <sub>16</sub> "–36"	CRBK		\$1343	\$1430

► Specification Information, continued on next page



 **For Canadian Pricing**  
Multiply U.S. Price by the  
Canadian price factor.  
► See page 1 for details.

## Bookcases, continued

## ► Specification Information, continued from previous page

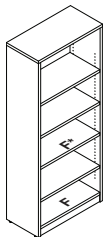
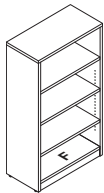
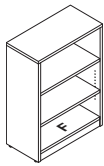
## Specification Information

• Dimensions				• Style Number	Modular Depth Parametric Depth	• U.S. Base Prices	
Modular Height	Parametric Height	Modular Width	Parametric Width			15"	24"
						15"	15 <sup>1</sup> / <sub>16</sub> "–24"

## Bookcases with Adjustable Shelves

## High-Pressure Laminate Case

41 <sup>3</sup> / <sub>4</sub> "	41 <sup>3</sup> / <sub>4</sub> "	24"	24"	<b>CRBK</b>		\$1219	\$1298
47 <sup>15</sup> / <sub>16</sub> "	41 <sup>13</sup> / <sub>16</sub> "–47 <sup>15</sup> / <sub>16</sub> "	24"	24"	<b>CRBK</b>		\$1269	\$1351
54 <sup>1</sup> / <sub>8</sub> "	48"–54 <sup>1</sup> / <sub>8</sub> "	24"	24"	<b>CRBK</b>		\$1321	\$1408
66 <sup>1</sup> / <sub>2</sub> "	54 <sup>3</sup> / <sub>16</sub> "–66 <sup>1</sup> / <sub>2</sub> "	24"	24"	<b>CRBK</b>		\$1379	\$1468
72"	66 <sup>9</sup> / <sub>16</sub> "–72"	24"	24"	<b>CRBK</b>		\$1489	\$1585
78"	72 <sup>1</sup> / <sub>16</sub> "–78"	24"	24"	<b>CRBK</b>		\$1548	\$1649
84"	78 <sup>1</sup> / <sub>16</sub> "–84"	24"	24"	<b>CRBK</b>		\$1610	\$1715
41 <sup>3</sup> / <sub>4</sub> "	41 <sup>3</sup> / <sub>4</sub> "	30"	24 <sup>1</sup> / <sub>16</sub> "–30"	<b>CRBK</b>		\$1244	\$1325
47 <sup>15</sup> / <sub>16</sub> "	41 <sup>13</sup> / <sub>16</sub> "–47 <sup>15</sup> / <sub>16</sub> "	30"	24 <sup>1</sup> / <sub>16</sub> "–30"	<b>CRBK</b>		\$1295	\$1379
54 <sup>1</sup> / <sub>8</sub> "	48"–54 <sup>1</sup> / <sub>8</sub> "	30"	24 <sup>1</sup> / <sub>16</sub> "–30"	<b>CRBK</b>		\$1347	\$1436
66 <sup>1</sup> / <sub>2</sub> "	54 <sup>3</sup> / <sub>16</sub> "–66 <sup>1</sup> / <sub>2</sub> "	30"	24 <sup>1</sup> / <sub>16</sub> "–30"	<b>CRBK</b>		\$1405	\$1498
72"	66 <sup>9</sup> / <sub>16</sub> "–72"	30"	24 <sup>1</sup> / <sub>16</sub> "–30"	<b>CRBK</b>		\$1519	\$1617
78"	72 <sup>1</sup> / <sub>16</sub> "–78"	30"	24 <sup>1</sup> / <sub>16</sub> "–30"	<b>CRBK</b>		\$1581	\$1684
84"	78 <sup>1</sup> / <sub>16</sub> "–84"	30"	24 <sup>1</sup> / <sub>16</sub> "–30"	<b>CRBK</b>		\$1645	\$1751
41 <sup>3</sup> / <sub>4</sub> "	41 <sup>3</sup> / <sub>4</sub> "	36"	30 <sup>1</sup> / <sub>16</sub> "–36"	<b>CRBK</b>		\$1269	\$1351
47 <sup>15</sup> / <sub>16</sub> "	41 <sup>13</sup> / <sub>16</sub> "–47 <sup>15</sup> / <sub>16</sub> "	36"	30 <sup>1</sup> / <sub>16</sub> "–36"	<b>CRBK</b>		\$1320	\$1406
54 <sup>1</sup> / <sub>8</sub> "	48"–54 <sup>1</sup> / <sub>8</sub> "	36"	30 <sup>1</sup> / <sub>16</sub> "–36"	<b>CRBK</b>		\$1377	\$1466
66 <sup>1</sup> / <sub>2</sub> "	54 <sup>3</sup> / <sub>16</sub> "–66 <sup>1</sup> / <sub>2</sub> "	36"	30 <sup>1</sup> / <sub>16</sub> "–36"	<b>CRBK</b>		\$1433	\$1525
72"	66 <sup>9</sup> / <sub>16</sub> "–72"	36"	30 <sup>1</sup> / <sub>16</sub> "–36"	<b>CRBK</b>		\$1547	\$1648
78"	72 <sup>1</sup> / <sub>16</sub> "–78"	36"	30 <sup>1</sup> / <sub>16</sub> "–36"	<b>CRBK</b>		\$1614	\$1719
84"	78 <sup>1</sup> / <sub>16</sub> "–84"	36"	30 <sup>1</sup> / <sub>16</sub> "–36"	<b>CRBK</b>		\$1679	\$1787
:				:		:	:

**For Canadian Pricing**

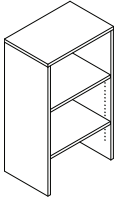
Multiply U.S. Price by the Canadian price factor.

► See page 1 for details.





# Stacking Bookcases



*Tip: Stacking bookcases go on top of One-High, 1.5-High, and Two-High Currency low storage. Please specify the application height of the overall height desired with low storage and stacking bookcase combined.*

*Tip: See understanding pages for shelf count by application height.*

► Page 15

*Tip: Selecting the correct worksurface thickness and top surface materiality type (LPL or HPL) ensures that the stacking bookcase aligns with neighboring tall storage.*

*Tip: Top surface type refers to the materiality of the storage attaching to the stacking bookcase.*

**For laminate price group 2 and higher pricing,** please refer to the electronic catalog or SmartTools.

Standard Includes		Required to Specify	
► Need help? Product details, page 96		• Stacking bookcase: – Low-Pressure Laminate price group 1 – High-Pressure Laminate price group 1, if selected • 1" thick top: laminate to match case • Adjustable shelf: laminate to match case • Attachment hardware • Shipped fully assembled	
		Style number	

Size Option	Options	U.S. Price	Required to Specify
<b>Depth</b>	• Modular	No cost	Specify with modular.
	• Parametric	No cost	Specify with parametric.
<b>Width</b>	• 15"D	Prices at right	Specify 15" depth.
	• 24"D	Prices at right	Specify 24" depth.
<b>Application Height</b>	• 24"W	Prices at right	Specify 24" width.
	• 30"W	Prices at right	Specify 30" width.
<b>Worksurface Thickness</b>	• 36"W	Prices at right	Specify 36" width.
	• 41 <sup>3</sup> / <sub>4</sub> "H	Prices at right	Specify 41 <sup>3</sup> / <sub>4</sub> " height.
<b>Top Surface Type</b>	• 47 <sup>15</sup> / <sub>16</sub> "H	Prices at right	Specify 47 <sup>15</sup> / <sub>16</sub> " height.
	• 54 <sup>1</sup> / <sub>8</sub> "H	Prices at right	Specify 54 <sup>1</sup> / <sub>8</sub> " height.
<b>Case</b>	• 66 <sup>1</sup> / <sub>2</sub> "H	Prices at right	Specify 66 <sup>1</sup> / <sub>2</sub> " height.
	• 72"H	Prices at right	Specify 72" height.
	• 78"H	Prices at right	Specify 78" height.
	• 84"H	Prices at right	Specify 84" height.
<b>Top Surface Type</b>	• 1 <sup>1</sup> / <sub>8</sub> "	No cost	Specify with 1 <sup>1</sup> / <sub>8</sub> " thickness.
	• 1 <sup>3</sup> / <sub>8</sub> "	No cost	Specify with 1 <sup>3</sup> / <sub>8</sub> " thickness.
<b>Case</b>	Low-Pressure Laminate (LPL)	No cost	Specify with Low-Pressure Laminate.
	High-Pressure Laminate (HPL)	No cost	Specify with High-Pressure Laminate.
<b>Case</b>	• Low-Pressure Laminate (LPL) price group 1	No cost	Specify laminate color number.
	• High-Pressure Laminate (HPL) price group 1	Prices at right	Specify laminate color number.
	• High-Pressure Laminate (HPL) price group 2	See information at left	Specify laminate color number.
	• High-Pressure Laminate (HPL) price group 3	See information at left	Specify laminate color number.
	• Open Line laminate	+\$102 plus cost of laminate	► See Surface Material Reference Manual.



## For Canadian Pricing

Multiply U.S. Price by the Canadian price factor.

► See page 1 for details.

Specification Information

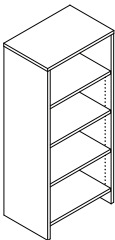
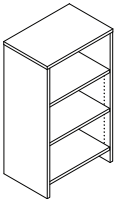
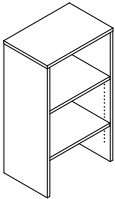
Dimensions				Style Number	Modular Depth	U.S. Base Prices	
Modular Application Height	Parametric Application Height	Modular Width	Parametric Width			15"	24"
					Parametric Depth	15"	15 1/16"–24"

Bookcase, Stacking on One-High Currency Low Storage

Low-Pressure Laminate Case

41 3/4"	41 3/4"	24"	24"	CRBKS1H		\$ 764	\$ 814
47 15/16"	41 13/16"–47 15/16"	24"	24"	CRBKS1H		\$ 796	\$ 847
54 1/8"	48"–54 1/8"	24"	24"	CRBKS1H		\$ 829	\$ 883
66 1/2"	54 3/16"–66 1/2"	24"	24"	CRBKS1H		\$ 863	\$ 919
72"	66 9/16"–72"	24"	24"	CRBKS1H		\$ 922	\$ 982
78"	72 1/16"–78"	24"	24"	CRBKS1H		\$ 959	\$1021
84"	78 1/16"–84"	24"	24"	CRBKS1H		\$ 997	\$1062
41 3/4"	41 3/4"	30"	24 1/16"–30"	CRBKS1H		\$ 779	\$ 830
47 15/16"	41 13/16"–47 15/16"	30"	24 1/16"–30"	CRBKS1H		\$ 812	\$ 864
54 1/8"	48"–54 1/8"	30"	24 1/16"–30"	CRBKS1H		\$ 845	\$ 900
66 1/2"	54 3/16"–66 1/2"	30"	24 1/16"–30"	CRBKS1H		\$ 880	\$ 937
72"	66 9/16"–72"	30"	24 1/16"–30"	CRBKS1H		\$ 941	\$1002
78"	72 1/16"–78"	30"	24 1/16"–30"	CRBKS1H		\$ 978	\$1042
84"	78 1/16"–84"	30"	24 1/16"–30"	CRBKS1H		\$1017	\$1083
41 3/4"	41 3/4"	36"	30 1/16"–36"	CRBKS1H		\$ 795	\$ 846
47 15/16"	41 13/16"–47 15/16"	36"	30 1/16"–36"	CRBKS1H		\$ 828	\$ 882
54 1/8"	48"–54 1/8"	36"	30 1/16"–36"	CRBKS1H		\$ 862	\$ 918
66 1/2"	54 3/16"–66 1/2"	36"	30 1/16"–36"	CRBKS1H		\$ 898	\$ 956
72"	66 9/16"–72"	36"	30 1/16"–36"	CRBKS1H		\$ 960	\$1023
78"	72 1/16"–78"	36"	30 1/16"–36"	CRBKS1H		\$ 998	\$1063
84"	78 1/16"–84"	36"	30 1/16"–36"	CRBKS1H		\$1038	\$1105

► Specification Information, continued on next page



**For Canadian Pricing**  
Multiply U.S. Price by the  
Canadian price factor.  
► See page 1 for details.

## Stacking Bookcases, continued

## ► Specification Information, continued from previous page

## Specification Information

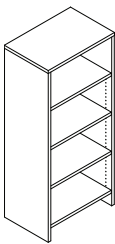
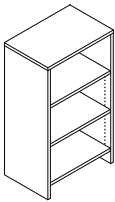
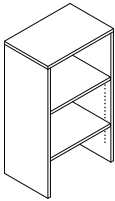
Dimensions				Style Number	Modular Depth	U.S. Base Prices	
Modular Application Height	Parametric Application Height	Modular Width	Parametric Width			15"	24"
					Parametric Depth	15"	15 1/16"–24"

## Bookcase, Stacking on One-High Currency Low Storage, continued

## High-Pressure Laminate Case

41 3/4"	41 3/4"	24"	24"	<b>CRBKS1H</b>		\$ 955	\$1017
47 15/16"	41 13/16"–47 15/16"	24"	24"	<b>CRBKS1H</b>		\$ 995	\$1059
54 1/8"	48"–54 1/8"	24"	24"	<b>CRBKS1H</b>		\$1036	\$1104
66 1/2"	54 3/16"–66 1/2"	24"	24"	<b>CRBKS1H</b>		\$1079	\$1149
72"	66 9/16"–72"	24"	24"	<b>CRBKS1H</b>		\$1153	\$1228
78"	72 1/16"–78"	24"	24"	<b>CRBKS1H</b>		\$1199	\$1276
84"	78 1/16"–84"	24"	24"	<b>CRBKS1H</b>		\$1246	\$1328
41 3/4"	41 3/4"	30"	24 1/16"–30"	<b>CRBKS1H</b>		\$ 974	\$1037
47 15/16"	41 13/16"–47 15/16"	30"	24 1/16"–30"	<b>CRBKS1H</b>		\$1015	\$1080
54 1/8"	48"–54 1/8"	30"	24 1/16"–30"	<b>CRBKS1H</b>		\$1056	\$1125
66 1/2"	54 3/16"–66 1/2"	30"	24 1/16"–30"	<b>CRBKS1H</b>		\$1100	\$1171
72"	66 9/16"–72"	30"	24 1/16"–30"	<b>CRBKS1H</b>		\$1176	\$1253
78"	72 1/16"–78"	30"	24 1/16"–30"	<b>CRBKS1H</b>		\$1223	\$1302
84"	78 1/16"–84"	30"	24 1/16"–30"	<b>CRBKS1H</b>		\$1271	\$1354
41 3/4"	41 3/4"	36"	30 1/16"–36"	<b>CRBKS1H</b>		\$ 994	\$1058
47 15/16"	41 13/16"–47 15/16"	36"	30 1/16"–36"	<b>CRBKS1H</b>		\$1035	\$1102
54 1/8"	48"–54 1/8"	36"	30 1/16"–36"	<b>CRBKS1H</b>		\$1078	\$1148
66 1/2"	54 3/16"–66 1/2"	36"	30 1/16"–36"	<b>CRBKS1H</b>		\$1122	\$1195
72"	66 9/16"–72"	36"	30 1/16"–36"	<b>CRBKS1H</b>		\$1200	\$1279
78"	72 1/16"–78"	36"	30 1/16"–36"	<b>CRBKS1H</b>		\$1247	\$1329
84"	78 1/16"–84"	36"	30 1/16"–36"	<b>CRBKS1H</b>		\$1297	\$1381

## ► Specification Information, continued on next page

**For Canadian Pricing**

Multiply U.S. Price by the Canadian price factor.

► See page 1 for details.

## ► Specification Information, continued from previous page

## Specification Information

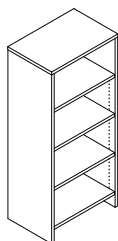
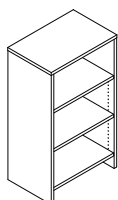
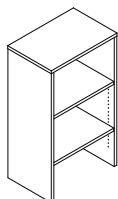
Dimensions				Style Number	Modular Depth	U.S. Base Prices	
Modular Application Height	Parametric Application Height	Modular Width	Parametric Width			15"	24"
					Parametric Depth	15"	15 1/16"–24"

## Bookcase, Stacking on 1.5-High Currency Low Storage

## Low-Pressure Laminate Case

41 3/4"	41 3/4"	24"	24"	<b>CRBKS15H</b>		\$735	\$ 782
47 15/16"	41 13/16"–47 15/16"	24"	24"	<b>CRBKS15H</b>		\$765	\$ 815
54 1/8"	48"–54 1/8"	24"	24"	<b>CRBKS15H</b>		\$797	\$ 849
66 1/2"	54 3/16"–66 1/2"	24"	24"	<b>CRBKS15H</b>		\$830	\$ 884
72"	66 9/16"–72"	24"	24"	<b>CRBKS15H</b>		\$887	\$ 944
78"	72 1/16"–78"	24"	24"	<b>CRBKS15H</b>		\$922	\$ 982
84"	78 1/16"–84"	24"	24"	<b>CRBKS15H</b>		\$959	\$1021
41 3/4"	41 3/4"	30"	24 1/16"–30"	<b>CRBKS15H</b>		\$750	\$ 798
47 15/16"	41 13/16"–47 15/16"	30"	24 1/16"–30"	<b>CRBKS15H</b>		\$781	\$ 831
54 1/8"	48"–54 1/8"	30"	24 1/16"–30"	<b>CRBKS15H</b>		\$813	\$ 866
66 1/2"	54 3/16"–66 1/2"	30"	24 1/16"–30"	<b>CRBKS15H</b>		\$847	\$ 902
72"	66 9/16"–72"	30"	24 1/16"–30"	<b>CRBKS15H</b>		\$905	\$ 964
78"	72 1/16"–78"	30"	24 1/16"–30"	<b>CRBKS15H</b>		\$941	\$1002
84"	78 1/16"–84"	30"	24 1/16"–30"	<b>CRBKS15H</b>		\$979	\$1042
41 3/4"	41 3/4"	36"	30 1/16"–36"	<b>CRBKS15H</b>		\$765	\$ 815
47 15/16"	41 13/16"–47 15/16"	36"	30 1/16"–36"	<b>CRBKS15H</b>		\$797	\$ 849
54 1/8"	48"–54 1/8"	36"	30 1/16"–36"	<b>CRBKS15H</b>		\$830	\$ 884
66 1/2"	54 3/16"–66 1/2"	36"	30 1/16"–36"	<b>CRBKS15H</b>		\$862	\$ 918
72"	66 9/16"–72"	36"	30 1/16"–36"	<b>CRBKS15H</b>		\$924	\$ 984
78"	72 1/16"–78"	36"	30 1/16"–36"	<b>CRBKS15H</b>		\$960	\$1023
84"	78 1/16"–84"	36"	30 1/16"–36"	<b>CRBKS15H</b>		\$999	\$1064

## ► Specification Information, continued on next page

**For Canadian Pricing**

Multiply U.S. Price by the Canadian price factor.

► See page 1 for details.

## Stacking Bookcases, continued

## ► Specification Information, continued from previous page

## Specification Information

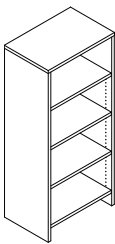
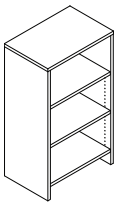
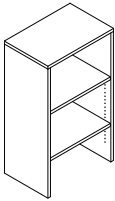
Dimensions				Style Number	Modular Depth	U.S. Base Prices	
Modular Application Height	Parametric Application Height	Modular Width	Parametric Width			15"	24"
					Parametric Depth	15"	15 1/16"–24"

## Bookcase, Stacking on 1.5-High Currency Low Storage, continued

## High-Pressure Laminate Case

41 3/4"	41 3/4"	24"	24"	<b>CRBKS15H</b>		\$ 919	\$ 978
47 15/16"	41 13/16"–47 15/16"	24"	24"	<b>CRBKS15H</b>		\$ 956	\$1019
54 1/8"	48"–54 1/8"	24"	24"	<b>CRBKS15H</b>		\$ 996	\$1061
66 1/2"	54 3/16"–66 1/2"	24"	24"	<b>CRBKS15H</b>		\$1037	\$1105
72"	66 9/16"–72"	24"	24"	<b>CRBKS15H</b>		\$1109	\$1180
78"	72 1/16"–78"	24"	24"	<b>CRBKS15H</b>		\$1153	\$1228
84"	78 1/16"–84"	24"	24"	<b>CRBKS15H</b>		\$1199	\$1276
41 3/4"	41 3/4"	30"	24 1/16"–30"	<b>CRBKS15H</b>		\$ 937	\$ 998
47 15/16"	41 13/16"–47 15/16"	30"	24 1/16"–30"	<b>CRBKS15H</b>		\$ 976	\$1039
54 1/8"	48"–54 1/8"	30"	24 1/16"–30"	<b>CRBKS15H</b>		\$1016	\$1083
66 1/2"	54 3/16"–66 1/2"	30"	24 1/16"–30"	<b>CRBKS15H</b>		\$1059	\$1127
72"	66 9/16"–72"	30"	24 1/16"–30"	<b>CRBKS15H</b>		\$1131	\$1205
78"	72 1/16"–78"	30"	24 1/16"–30"	<b>CRBKS15H</b>		\$1176	\$1253
84"	78 1/16"–84"	30"	24 1/16"–30"	<b>CRBKS15H</b>		\$1224	\$1303
41 3/4"	41 3/4"	36"	30 1/16"–36"	<b>CRBKS15H</b>		\$ 956	\$1019
47 15/16"	41 13/16"–47 15/16"	36"	30 1/16"–36"	<b>CRBKS15H</b>		\$ 996	\$1061
54 1/8"	48"–54 1/8"	36"	30 1/16"–36"	<b>CRBKS15H</b>		\$1037	\$1105
66 1/2"	54 3/16"–66 1/2"	36"	30 1/16"–36"	<b>CRBKS15H</b>		\$1078	\$1148
72"	66 9/16"–72"	36"	30 1/16"–36"	<b>CRBKS15H</b>		\$1155	\$1230
78"	72 1/16"–78"	36"	30 1/16"–36"	<b>CRBKS15H</b>		\$1200	\$1279
84"	78 1/16"–84"	36"	30 1/16"–36"	<b>CRBKS15H</b>		\$1249	\$1330

## ► Specification Information, continued on next page

**For Canadian Pricing**

Multiply U.S. Price by the Canadian price factor.

► See page 1 for details.

## ► Specification Information, continued from previous page

## Specification Information

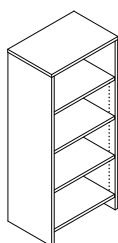
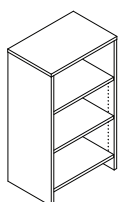
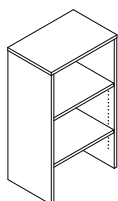
Dimensions				Style Number	Modular Depth	U.S. Base Prices	
Modular Application Height	Parametric Application Height	Modular Width	Parametric Width			15"	24"
					Parametric Depth	15"	15 1/16"–24"

## Bookcase, Stacking on Two-High Currency Low Storage

## Low-Pressure Laminate Case

41 3/4"	41 3/4"	24"	24"	<b>CRBKS2H</b>		\$706	\$ 752
47 15/16"	41 13/16"–47 15/16"	24"	24"	<b>CRBKS2H</b>		\$736	\$ 784
54 1/8"	48"–54 1/8"	24"	24"	<b>CRBKS2H</b>		\$766	\$ 816
66 1/2"	54 3/16"–66 1/2"	24"	24"	<b>CRBKS2H</b>		\$798	\$ 850
72"	66 9/16"–72"	24"	24"	<b>CRBKS2H</b>		\$853	\$ 908
78"	72 1/16"–78"	24"	24"	<b>CRBKS2H</b>		\$887	\$ 944
84"	78 1/16"–84"	24"	24"	<b>CRBKS2H</b>		\$922	\$ 982
41 3/4"	41 3/4"	30"	24 1/16"–30"	<b>CRBKS2H</b>		\$721	\$ 768
47 15/16"	41 13/16"–47 15/16"	30"	24 1/16"–30"	<b>CRBKS2H</b>		\$751	\$ 800
54 1/8"	48"–54 1/8"	30"	24 1/16"–30"	<b>CRBKS2H</b>		\$782	\$ 833
66 1/2"	54 3/16"–66 1/2"	30"	24 1/16"–30"	<b>CRBKS2H</b>		\$814	\$ 867
72"	66 9/16"–72"	30"	24 1/16"–30"	<b>CRBKS2H</b>		\$870	\$ 927
78"	72 1/16"–78"	30"	24 1/16"–30"	<b>CRBKS2H</b>		\$905	\$ 964
84"	78 1/16"–84"	30"	24 1/16"–30"	<b>CRBKS2H</b>		\$941	\$1002
41 3/4"	41 3/4"	36"	30 1/16"–36"	<b>CRBKS2H</b>		\$735	\$ 783
47 15/16"	41 13/16"–47 15/16"	36"	30 1/16"–36"	<b>CRBKS2H</b>		\$766	\$ 816
54 1/8"	48"–54 1/8"	36"	30 1/16"–36"	<b>CRBKS2H</b>		\$798	\$ 850
66 1/2"	54 3/16"–66 1/2"	36"	30 1/16"–36"	<b>CRBKS2H</b>		\$829	\$ 883
72"	66 9/16"–72"	36"	30 1/16"–36"	<b>CRBKS2H</b>		\$888	\$ 946
78"	72 1/16"–78"	36"	30 1/16"–36"	<b>CRBKS2H</b>		\$924	\$ 984
84"	78 1/16"–84"	36"	30 1/16"–36"	<b>CRBKS2H</b>		\$960	\$1023

## ► Specification Information, continued on next page



**For Canadian Pricing**  
Multiply U.S. Price by the  
Canadian price factor.  
► See page 1 for details.

## Stacking Bookcases, continued

## ► Specification Information, continued from previous page

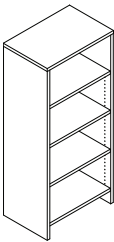
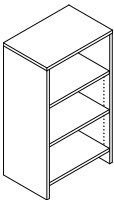
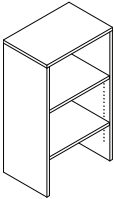
## Specification Information

Dimensions				Style Number	Modular Depth	U.S. Base Prices	
Modular Application Height	Parametric Application Height	Modular Width	Parametric Width			15"	24"
					Parametric Depth	15"	15 <sup>1</sup> / <sub>16</sub> "–24"

## Bookcase, Stacking on Two-High Currency Low Storage, continued

## High-Pressure Laminate Case

41 <sup>3</sup> / <sub>4</sub> "	41 <sup>3</sup> / <sub>4</sub> "	24"	24"	<b>CRBKS2H</b>		\$ 883	\$ 940
47 <sup>15</sup> / <sub>16</sub> "	41 <sup>13</sup> / <sub>16</sub> "–47 <sup>15</sup> / <sub>16</sub> "	24"	24"	<b>CRBKS2H</b>		\$ 920	\$ 980
54 <sup>1</sup> / <sub>8</sub> "	48"–54 <sup>1</sup> / <sub>8</sub> "	24"	24"	<b>CRBKS2H</b>		\$ 958	\$1020
66 <sup>1</sup> / <sub>2</sub> "	54 <sup>3</sup> / <sub>16</sub> "–66 <sup>1</sup> / <sub>2</sub> "	24"	24"	<b>CRBKS2H</b>		\$ 997	\$1062
72"	66 <sup>9</sup> / <sub>16</sub> "–72"	24"	24"	<b>CRBKS2H</b>		\$1066	\$1135
78"	72 <sup>1</sup> / <sub>16</sub> "–78"	24"	24"	<b>CRBKS2H</b>		\$1109	\$1180
84"	78 <sup>1</sup> / <sub>16</sub> "–84"	24"	24"	<b>CRBKS2H</b>		\$1153	\$1228
41 <sup>3</sup> / <sub>4</sub> "	41 <sup>3</sup> / <sub>4</sub> "	30"	24 <sup>1</sup> / <sub>16</sub> "–30"	<b>CRBKS2H</b>		\$ 901	\$ 960
47 <sup>15</sup> / <sub>16</sub> "	41 <sup>13</sup> / <sub>16</sub> "–47 <sup>15</sup> / <sub>16</sub> "	30"	24 <sup>1</sup> / <sub>16</sub> "–30"	<b>CRBKS2H</b>		\$ 939	\$1000
54 <sup>1</sup> / <sub>8</sub> "	48"–54 <sup>1</sup> / <sub>8</sub> "	30"	24 <sup>1</sup> / <sub>16</sub> "–30"	<b>CRBKS2H</b>		\$ 978	\$1041
66 <sup>1</sup> / <sub>2</sub> "	54 <sup>3</sup> / <sub>16</sub> "–66 <sup>1</sup> / <sub>2</sub> "	30"	24 <sup>1</sup> / <sub>16</sub> "–30"	<b>CRBKS2H</b>		\$1018	\$1084
72"	66 <sup>9</sup> / <sub>16</sub> "–72"	30"	24 <sup>1</sup> / <sub>16</sub> "–30"	<b>CRBKS2H</b>		\$1088	\$1159
78"	72 <sup>1</sup> / <sub>16</sub> "–78"	30"	24 <sup>1</sup> / <sub>16</sub> "–30"	<b>CRBKS2H</b>		\$1131	\$1205
84"	78 <sup>1</sup> / <sub>16</sub> "–84"	30"	24 <sup>1</sup> / <sub>16</sub> "–30"	<b>CRBKS2H</b>		\$1176	\$1253
41 <sup>3</sup> / <sub>4</sub> "	41 <sup>3</sup> / <sub>4</sub> "	36"	30 <sup>1</sup> / <sub>16</sub> "–36"	<b>CRBKS2H</b>		\$ 919	\$ 979
47 <sup>15</sup> / <sub>16</sub> "	41 <sup>13</sup> / <sub>16</sub> "–47 <sup>15</sup> / <sub>16</sub> "	36"	30 <sup>1</sup> / <sub>16</sub> "–36"	<b>CRBKS2H</b>		\$ 958	\$1020
54 <sup>1</sup> / <sub>8</sub> "	48"–54 <sup>1</sup> / <sub>8</sub> "	36"	30 <sup>1</sup> / <sub>16</sub> "–36"	<b>CRBKS2H</b>		\$ 997	\$1062
66 <sup>1</sup> / <sub>2</sub> "	54 <sup>3</sup> / <sub>16</sub> "–66 <sup>1</sup> / <sub>2</sub> "	36"	30 <sup>1</sup> / <sub>16</sub> "–36"	<b>CRBKS2H</b>		\$1036	\$1104
72"	66 <sup>9</sup> / <sub>16</sub> "–72"	36"	30 <sup>1</sup> / <sub>16</sub> "–36"	<b>CRBKS2H</b>		\$1110	\$1182
78"	72 <sup>1</sup> / <sub>16</sub> "–78"	36"	30 <sup>1</sup> / <sub>16</sub> "–36"	<b>CRBKS2H</b>		\$1155	\$1230
84"	78 <sup>1</sup> / <sub>16</sub> "–84"	36"	30 <sup>1</sup> / <sub>16</sub> "–36"	<b>CRBKS2H</b>		\$1200	\$1279

**For Canadian Pricing**

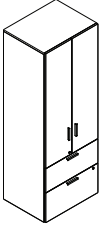
Multiply U.S. Price by the Canadian price factor.

► See page 1 for details.





# Combination Cabinets



► Need help?  
Product details,  
page 102

## Standard Includes

- 3/4"-thick top: laminate to match case
  - Low-Pressure Laminate case with matching or contrasting Low-Pressure Laminate headset
  - Low-Pressure Laminate case with High-Pressure Laminate headset, if selected
  - High-Pressure Laminate case with matching or contrasting High-Pressure Laminate headset, if selected
- Edge band: plastic
- Double doors with one fixed shelf and one adjustable shelf above
- Two lateral file drawers below
- One fastened plastic filing system per file drawer: black only
- Bore and dowel drawer construction: black
- 1 1/4" adjustable leveling glides
- Shipped fully assembled
- Two counterweights

## Required to Specify

Style number

Tip: See understanding pages for shelf count by application height.  
► Page 15

Tip: For laminate price group 2 and higher pricing, please refer to the electronic catalog or SmartTools.

	Options	U.S. Price	Required to Specify
<b>Size Option</b>	<ul style="list-style-type: none"> <li>• Modular</li> <li>• Parametric</li> </ul>	No cost No cost	Specify with modular. Specify with parametric.
<b>Depth</b>	<ul style="list-style-type: none"> <li>• 18<sup>7</sup>/<sub>8</sub>"</li> <li>• 24"</li> </ul>	Prices at right Prices at right	Specify 18 <sup>7</sup> / <sub>8</sub> " depth. Specify 24" depth.
<b>Width</b>	<ul style="list-style-type: none"> <li>• 30"</li> <li>• 36"</li> </ul>	Prices at right Prices at right	Specify 30" width. Specify 36" width.
<b>Height</b>	<ul style="list-style-type: none"> <li>• 47<sup>15</sup>/<sub>16</sub>"</li> <li>• 54<sup>1</sup>/<sub>8</sub>"</li> <li>• 66<sup>1</sup>/<sub>2</sub>"</li> <li>• 72"</li> <li>• 78"</li> <li>• 84"</li> </ul>	Prices at right Prices at right Prices at right Prices at right Prices at right Prices at right	Specify 47 <sup>15</sup> / <sub>16</sub> " height. Specify 54 <sup>1</sup> / <sub>8</sub> " height. Specify 66 <sup>1</sup> / <sub>2</sub> " height. Specify 72" height. Specify 78" height. Specify 84" height.
<b>Case Finish</b>	<ul style="list-style-type: none"> <li>• Low-Pressure Laminate (LPL) price group 1</li> <li>• High-Pressure Laminate (HPL) price group 1</li> <li>• High-Pressure Laminate (HPL) price group 2</li> <li>• High-Pressure Laminate (HPL) price group 3</li> <li>• Open Line laminate</li> </ul>	No cost Prices at right See information at left See information at left +\$102 plus cost of laminate	Specify laminate color number. Specify laminate color number. Specify laminate color number. Specify laminate color number. ► See Surface Material Reference Manual.
<b>Headset Finish</b>	<ul style="list-style-type: none"> <li>• Low-Pressure Laminate (LPL) price group 1</li> <li>• High-Pressure Laminate (HPL) price group 1</li> <li>• High-Pressure Laminate (HPL) price group 2</li> <li>• High-Pressure Laminate (HPL) price group 3</li> <li>• Open Line laminate</li> </ul>	No cost Prices at right See information at left See information at left +\$102 plus cost of laminate	Specify laminate color number. Specify laminate color number. Specify laminate color number. Specify laminate color number. ► See Surface Material Reference Manual.
<b>Pull</b>	<ul style="list-style-type: none"> <li>• Contemporary</li> <li>• Handle</li> <li>• Ledge</li> <li>• Jazz</li> <li>• Inset</li> <li>• Nile</li> <li>• Bar</li> </ul>	No cost No cost No cost +\$ 27 per pull +\$ 36 per pull +\$ 37 per pull +\$ 39 per pull	Specify with contemporary pull. Specify with handle pull. Specify with ledge pull. Specify with jazz pull. Specify with inset pull. Specify with nile pull. Specify with bar pull.
<b>Keys</b>	<ul style="list-style-type: none"> <li>• Key plug</li> <li>• Master key plug</li> </ul>	No cost +\$ 36 per lock	Specify with key plug. Specify with master key plug.



**For Canadian Pricing**  
Multiply U.S. Price by the Canadian price factor.  
► See page 1 for details.

## Specification Information

Dimensions					Style Number	U.S. Base Prices		
Modular Depth	Parametric Depth	Modular Width	Modular Height	Parametric Height		LPL Case with HPL Headset	HPL Headset	HPL Case with HPL Headset

## Combination Cabinets

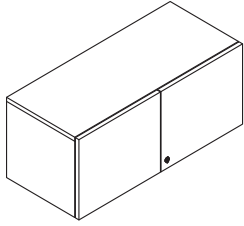
18 <sup>7</sup> / <sub>8</sub> "	18 <sup>7</sup> / <sub>8</sub> "	30"	47 <sup>15</sup> / <sub>16</sub> "	47 <sup>15</sup> / <sub>16</sub> "	<b>CRCLF</b>	\$2455	\$2651	\$3069
18 <sup>7</sup> / <sub>8</sub> "	18 <sup>7</sup> / <sub>8</sub> "	30"	54 1/8"	48"-54 <sup>1</sup> / <sub>8</sub> "	<b>CRCLF</b>	\$2584	\$2791	\$3230
18 <sup>7</sup> / <sub>8</sub> "	18 <sup>7</sup> / <sub>8</sub> "	30"	66 1/2"	54 <sup>3</sup> / <sub>16</sub> "-66 <sup>1</sup> / <sub>2</sub> "	<b>CRCLF</b>	\$2720	\$2938	\$3400
18 <sup>7</sup> / <sub>8</sub> "	18 <sup>7</sup> / <sub>8</sub> "	30"	72"	66 <sup>9</sup> / <sub>16</sub> "-72"	<b>CRCLF</b>	\$2857	\$3086	\$3571
18 <sup>7</sup> / <sub>8</sub> "	18 <sup>7</sup> / <sub>8</sub> "	30"	78"	72 <sup>1</sup> / <sub>16</sub> "-78"	<b>CRCLF</b>	\$3000	\$3240	\$3750
18 <sup>7</sup> / <sub>8</sub> "	18 <sup>7</sup> / <sub>8</sub> "	30"	84"	78 <sup>1</sup> / <sub>16</sub> "-84"	<b>CRCLF</b>	\$3150	\$3402	\$3938
24"	18 <sup>15</sup> / <sub>16</sub> "-24"	30"	47 <sup>15</sup> / <sub>16</sub> "	47 <sup>15</sup> / <sub>16</sub> "	<b>CRCLF</b>	\$2505	\$2705	\$3131
24"	18 <sup>15</sup> / <sub>16</sub> "-24"	30"	54 <sup>1</sup> / <sub>8</sub> "	48"-54 <sup>1</sup> / <sub>8</sub> "	<b>CRCLF</b>	\$2637	\$2848	\$3296
24"	18 <sup>15</sup> / <sub>16</sub> "-24"	30"	66 <sup>1</sup> / <sub>2</sub> "	54 <sup>3</sup> / <sub>16</sub> "-66 <sup>1</sup> / <sub>2</sub> "	<b>CRCLF</b>	\$2776	\$2998	\$3470
24"	18 <sup>15</sup> / <sub>16</sub> "-24"	30"	72"	66 <sup>9</sup> / <sub>16</sub> "-72"	<b>CRCLF</b>	\$2915	\$3148	\$3644
24"	18 <sup>15</sup> / <sub>16</sub> "-24"	30"	78"	72 <sup>1</sup> / <sub>16</sub> "-78"	<b>CRCLF</b>	\$3061	\$3306	\$3826
24"	18 <sup>15</sup> / <sub>16</sub> "-24"	30"	84"	78 <sup>1</sup> / <sub>16</sub> "-84"	<b>CRCLF</b>	\$3214	\$3471	\$4018
18 <sup>7</sup> / <sub>8</sub> "	18 <sup>7</sup> / <sub>8</sub> "	36"	47 <sup>15</sup> / <sub>16</sub> "	47 <sup>15</sup> / <sub>16</sub> "	<b>CRCLF</b>	\$2612	\$2821	\$3265
18 <sup>7</sup> / <sub>8</sub> "	18 <sup>7</sup> / <sub>8</sub> "	36"	54 <sup>1</sup> / <sub>8</sub> "	48"-54 <sup>1</sup> / <sub>8</sub> "	<b>CRCLF</b>	\$2749	\$2969	\$3436
18 <sup>7</sup> / <sub>8</sub> "	18 <sup>7</sup> / <sub>8</sub> "	36"	66 <sup>1</sup> / <sub>2</sub> "	54 <sup>3</sup> / <sub>16</sub> "-66 <sup>1</sup> / <sub>2</sub> "	<b>CRCLF</b>	\$2894	\$3126	\$3618
18 <sup>7</sup> / <sub>8</sub> "	18 <sup>7</sup> / <sub>8</sub> "	36"	72"	66 <sup>9</sup> / <sub>16</sub> "-72"	<b>CRCLF</b>	\$3039	\$3282	\$3799
18 <sup>7</sup> / <sub>8</sub> "	18 <sup>7</sup> / <sub>8</sub> "	36"	78"	72 <sup>1</sup> / <sub>16</sub> "-78"	<b>CRCLF</b>	\$3191	\$3446	\$3989
18 <sup>7</sup> / <sub>8</sub> "	18 <sup>7</sup> / <sub>8</sub> "	36"	84"	78 <sup>1</sup> / <sub>16</sub> "-84"	<b>CRCLF</b>	\$3351	\$3619	\$4189
24"	18 <sup>15</sup> / <sub>16</sub> "-24"	36"	47 <sup>15</sup> / <sub>16</sub> "	47 <sup>15</sup> / <sub>16</sub> "	<b>CRCLF</b>	\$2665	\$2878	\$3331
24"	18 <sup>15</sup> / <sub>16</sub> "-24"	36"	54 <sup>1</sup> / <sub>8</sub> "	48"-54 <sup>1</sup> / <sub>18</sub> "	<b>CRCLF</b>	\$2805	\$3029	\$3506
24"	18 <sup>15</sup> / <sub>16</sub> "-24"	36"	66 <sup>1</sup> / <sub>2</sub> "	54 <sup>3</sup> / <sub>16</sub> "-66 <sup>1</sup> / <sub>2</sub> "	<b>CRCLF</b>	\$2953	\$3189	\$3691
24"	18 <sup>15</sup> / <sub>16</sub> "-24"	36"	66 <sup>1</sup> / <sub>2</sub> "	66 <sup>9</sup> / <sub>16</sub> "-72"	<b>CRCLF</b>	\$3101	\$3349	\$3876
24"	18 <sup>15</sup> / <sub>16</sub> "-24"	36"	78"	72 <sup>1</sup> / <sub>16</sub> "-78"	<b>CRCLF</b>	\$3256	\$3516	\$4070
24"	18 <sup>15</sup> / <sub>16</sub> "-24"	36"	84"	78 <sup>1</sup> / <sub>16</sub> "-84"	<b>CRCLF</b>	\$3419	\$3693	\$4274

**For Canadian Pricing**

Multiply U.S. Price by the Canadian price factor.

► See page 1 for details.

# Overheads



Tip: Overheads with sliding doors do not lock.

Tip: Overheads with three doors will have two doors hinged right. Overheads with four doors will have two doors hinged left, and two hinged right. Doors will always open from the center out.

Tip: White markerboard (2977) headset finish available with sliding doors only.

Tip: Answer beam bracket option includes no brackets. Brackets are specified separately based on specific application.

Tip: Not all attachment brackets are included within the style number.  
► Page 109

Tip: If selecting Answer Beam, Answer panel, or top cap mount on Answer attachment brackets, overhead must be modular.

**For laminate price group 2 and higher pricing,** please refer to the electronic catalog or SmartTools.



**For Canadian Pricing**  
Multiply U.S. Price by the Canadian price factor.  
► See page 1 for details.

Standard Includes		Required to Specify	
► Need help? Product details, page 104	• Overhead:	Style number	
	<ul style="list-style-type: none"> <li>– Low-Pressure Laminate case with matching or contrasting Low-Pressure Laminate headset</li> <li>– Low-Pressure Laminate case with High-Pressure Laminate headset, if selected</li> <li>– High-Pressure Laminate case with matching or contrasting High-Pressure Laminate headset, if selected</li> </ul>		
		• Lock plug on overheads with hinged doors only	
		• Shipped fully assembled	

Size Option	Options	U.S. Price	Required to Specify
	• Modular	No cost	Specify with modular.
	• Parametric	No cost	Specify with parametric.

<b>Width</b>	<ul style="list-style-type: none"> <li>• 36"W</li> <li>• 42"W</li> <li>• 48"W</li> <li>• 54"W</li> <li>• 60"W</li> <li>• 61 1/2"W</li> <li>• 63"W</li> <li>• 66"W</li> <li>• 67 1/2"W</li> <li>• 69"W</li> <li>• 72"W</li> <li>• 73 1/2"W</li> <li>• 75"W</li> </ul>	<ul style="list-style-type: none"> <li>Prices at right</li> <li>Prices at right</li> <li>Prices at right</li> <li>Prices at right</li> <li>Prices at right</li> <li>Prices at right</li> <li>Prices at right</li> <li>Prices at right</li> <li>Prices at right</li> <li>Prices at right</li> <li>Prices at right</li> <li>Prices at right</li> <li>Prices at right</li> </ul>	<ul style="list-style-type: none"> <li>Specify 36" width.</li> <li>Specify 42" width.</li> <li>Specify 48" width.</li> <li>Specify 54" width.</li> <li>Specify 60" width.</li> <li>Specify 61 1/2" width.</li> <li>Specify 63" width.</li> <li>Specify 66" width.</li> <li>Specify 67 1/2" width.</li> <li>Specify 69" width.</li> <li>Specify 72" width.</li> <li>Specify 73 1/2" width.</li> <li>Specify 75" width.</li> </ul>
--------------	--	---	--

<b>Door Surface Type</b>	<ul style="list-style-type: none"> <li>• Laminate</li> <li>• Markerboard</li> </ul>	<ul style="list-style-type: none"> <li>Prices at right</li> <li>Prices at right</li> </ul>	<ul style="list-style-type: none"> <li>Specify with laminate.</li> <li>Specify with markerboard.</li> </ul>
--------------------------	---	--	---

<b>Attachment Brackets</b>	<ul style="list-style-type: none"> <li>• Answer beam</li> <li>• Top cap mount on Answer</li> <li>• Wall mount brackets               <ul style="list-style-type: none"> <li>– 36"W–66"W</li> <li>– 72"W</li> </ul> </li> <li>• Answer panel</li> <li>• Answer duo support column</li> </ul>	<ul style="list-style-type: none"> <li>No cost</li> <li>No cost</li> <li>+\$137</li> <li>+\$186</li> <li>+\$ 46</li> <li>+\$382</li> </ul>	<ul style="list-style-type: none"> <li>Specify with Answer beam.</li> <li>Specify with top cap mount on Answer.</li> <li>Specify with wall mount brackets 36"W–66"W.</li> <li>Specify with 72"W wall mount brackets.</li> <li>Specify with Answer panel.</li> <li>Specify with Answer duo support column.</li> </ul>
----------------------------	---	--	--

<b>Case</b>	<ul style="list-style-type: none"> <li>• Low-Pressure Laminate (LPL) price group 1</li> <li>• High-Pressure Laminate (HPL) price group 1</li> <li>• High-Pressure Laminate (HPL) price group 2</li> <li>• High-Pressure Laminate (HPL) price group 3</li> <li>• Open Line laminate</li> </ul>	<ul style="list-style-type: none"> <li>No cost</li> <li>Prices at right</li> <li>See information at left</li> <li>See information at left</li> <li>+\$102 plus cost of laminate</li> </ul>	<ul style="list-style-type: none"> <li>Specify laminate color number.</li> <li>Specify laminate color number.</li> <li>Specify laminate color number.</li> <li>Specify laminate color number.</li> <li>► See Surface Material Reference Manual.</li> </ul>
-------------	---	--	--

<b>Headset</b>	<ul style="list-style-type: none"> <li>• Low-Pressure Laminate (LPL) price group 1</li> <li>• High-Pressure Laminate (HPL) price group 1</li> <li>• High-Pressure Laminate (HPL) price group 2</li> <li>• High-Pressure Laminate (HPL) price group 3</li> <li>• Open Line laminate</li> </ul>	<ul style="list-style-type: none"> <li>No cost</li> <li>Prices at right</li> <li>See information at left</li> <li>See information at left</li> <li>+\$102 plus cost of laminate</li> </ul>	<ul style="list-style-type: none"> <li>Specify laminate color number.</li> <li>Specify laminate color number.</li> <li>Specify laminate color number.</li> <li>Specify laminate color number.</li> <li>► See Surface Material Reference Manual.</li> </ul>
----------------	---	--	--

<b>Keys</b>	<ul style="list-style-type: none"> <li>• Key plug</li> <li>• Master key plug</li> </ul>	<ul style="list-style-type: none"> <li>No cost</li> <li>+\$ 36 per lock</li> </ul>	<ul style="list-style-type: none"> <li>Specify with key plug.</li> <li>Specify with master key plug.</li> </ul>
-------------	---	--	---

## Specification Information

Dimensions				Style Number	U.S. Base Prices		
Modular Width	Parametric Width	D	H		LPL Case	LPL Headset	HPL Case

## Overhead with Hinged Doors

36"	36"	16"	15"	<b>CROHHD</b>	\$ 712	\$ 769	\$ 889
42"	36 <sup>1</sup> / <sub>16</sub> "–42"	16"	15"	<b>CROHHD</b>	\$ 825	\$ 890	\$1030
48"	42 <sup>1</sup> / <sub>16</sub> "–48"	16"	15"	<b>CROHHD</b>	\$ 944	\$1020	\$1180
54"	48 <sup>1</sup> / <sub>16</sub> "–54"	16"	15"	<b>CROHHD</b>	\$1068	\$1153	\$1334
60"	54 <sup>1</sup> / <sub>16</sub> "–60"	16"	15"	<b>CROHHD</b>	\$1173	\$1267	\$1466
N.A.	60 <sup>1</sup> / <sub>16</sub> "–61 <sup>1</sup> / <sub>2</sub> "	16"	15"	<b>CROHHD</b>	\$1265	\$1367	\$1583
N.A.	61 <sup>9</sup> / <sub>16</sub> "–63"	16"	15"	<b>CROHHD</b>	\$1279	\$1381	\$1598
66"	63 <sup>1</sup> / <sub>16</sub> "–66"	16"	15"	<b>CROHHD</b>	\$1291	\$1395	\$1615
N.A.	66 <sup>1</sup> / <sub>16</sub> "–67 <sup>1</sup> / <sub>2</sub> "	16"	15"	<b>CROHHD</b>	\$1330	\$1436	\$1662
N.A.	67 <sup>9</sup> / <sub>16</sub> "–69"	16"	15"	<b>CROHHD</b>	\$1343	\$1450	\$1678
72"	69 <sup>1</sup> / <sub>16</sub> "–72"	16"	15"	<b>CROHHD</b>	\$1357	\$1465	\$1696

## Overhead—Hinged Doors, Personal, For Use with Answer Beam, Dual-Sided Application

## Perpendicular applications only

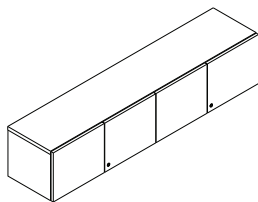
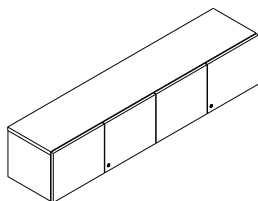
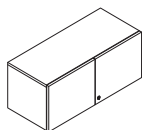
61 <sup>1</sup> / <sub>2</sub> "	N.A.	16"	15"	<b>CROHHPABD</b>	\$1265	\$1367	\$1583
67 <sup>1</sup> / <sub>2</sub> "	N.A.	16"	15"	<b>CROHHPABD</b>	\$1330	\$1436	\$1662
73 <sup>1</sup> / <sub>2</sub> "	N.A.	16"	15"	<b>CROHHPABD</b>	\$1370	\$1479	\$1712

## Overhead—Hinged Doors, Personal, for Use with Answer Beam, Single-Sided Application

## Perpendicular applications only

63"	N.A.	16"	15"	<b>CROHHPABS</b>	\$1279	\$1381	\$1598
69"	N.A.	16"	15"	<b>CROHHPABS</b>	\$1343	\$1450	\$1678
75"	N.A.	16"	15"	<b>CROHHPABS</b>	\$1384	\$1495	\$1730

► Specification Information, continued on next page



## For Canadian Pricing

Multiply U.S. Price by the Canadian price factor.

► See page 1 for details.

## Overheads, continued

## ► Specification Information, continued from previous page

## Specification Information

Dimensions		D	H	Style Number	U.S. Base Prices		Option (Add \$ to Base Price)
Modular Width	Parametric Width				LPL Case	HPL Case	
					LPL Headset	HPL Headset	Markerboard Door

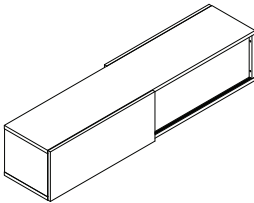
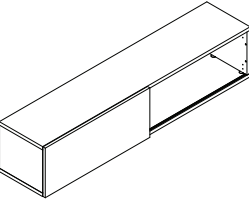
## Overhead—Sliding Doors, Personal

36"	36"	16"	15"	<b>CROHSDP</b>	\$ 619	\$ 668	\$ 774	+\$109
42"	36 <sup>1</sup> / <sub>16</sub> "–42"	16"	15"	<b>CROHSDP</b>	\$ 732	\$ 790	\$ 914	+\$132
48"	42 <sup>1</sup> / <sub>16</sub> "–48"	16"	15"	<b>CROHSDP</b>	\$ 852	\$ 921	\$1066	+\$146
54"	48 <sup>1</sup> / <sub>16</sub> "–54"	16"	15"	<b>CROHSDP</b>	\$ 974	\$1052	\$1217	+\$179
60"	54 <sup>1</sup> / <sub>16</sub> "–60"	16"	15"	<b>CROHSDP</b>	\$1080	\$1165	\$1348	+\$207
N.A.	60 <sup>1</sup> / <sub>16</sub> "–61 <sup>1</sup> / <sub>2</sub> "	16"	15"	<b>CROHSDP</b>	\$1175	\$1269	\$1468	+\$222
N.A.	61 <sup>9</sup> / <sub>16</sub> "–63"	16"	15"	<b>CROHSDP</b>	\$1186	\$1282	\$1485	+\$227
66"	63 <sup>1</sup> / <sub>16</sub> "–66"	16"	15"	<b>CROHSDP</b>	\$1198	\$1295	\$1499	+\$246
N.A.	66 <sup>1</sup> / <sub>16</sub> "–67 <sup>1</sup> / <sub>2</sub> "	16"	15"	<b>CROHSDP</b>	\$1239	\$1339	\$1549	+\$252
N.A.	67 <sup>9</sup> / <sub>16</sub> "–69"	16"	15"	<b>CROHSDP</b>	\$1252	\$1353	\$1567	+\$257
72"	69 <sup>1</sup> / <sub>16</sub> "–72"	16"	15"	<b>CROHSDP</b>	\$1264	\$1366	\$1582	+\$265

## Overhead—Sliding Doors, Shared

36"	36"	16"	15"	<b>CROHSDS</b>	\$ 832	\$ 897	\$1038	+\$237
42"	36 <sup>1</sup> / <sub>16</sub> "–42"	16"	15"	<b>CROHSDS</b>	\$ 945	\$1021	\$1182	+\$278
48"	42 <sup>1</sup> / <sub>16</sub> "–48"	16"	15"	<b>CROHSDS</b>	\$1064	\$1148	\$1329	+\$308
54"	48 <sup>1</sup> / <sub>16</sub> "–54"	16"	15"	<b>CROHSDS</b>	\$1187	\$1283	\$1486	+\$368
60"	54 <sup>1</sup> / <sub>16</sub> "–60"	16"	15"	<b>CROHSDS</b>	\$1294	\$1398	\$1618	+\$426
N.A.	60 <sup>1</sup> / <sub>16</sub> "–61 <sup>1</sup> / <sub>2</sub> "	16"	15"	<b>CROHSDS</b>	\$1383	\$1494	\$1729	+\$461
N.A.	61 <sup>9</sup> / <sub>16</sub> "–63"	16"	15"	<b>CROHSDS</b>	\$1397	\$1509	\$1747	+\$472
66"	63 <sup>1</sup> / <sub>16</sub> "–66"	16"	15"	<b>CROHSDS</b>	\$1410	\$1522	\$1761	+\$497
N.A.	66 <sup>1</sup> / <sub>16</sub> "–67 <sup>1</sup> / <sub>2</sub> "	16"	15"	<b>CROHSDS</b>	\$1448	\$1565	\$1811	+\$518
N.A.	67 <sup>9</sup> / <sub>16</sub> "–69"	16"	15"	<b>CROHSDS</b>	\$1463	\$1580	\$1829	+\$530
72"	69 <sup>1</sup> / <sub>16</sub> "–72"	16"	15"	<b>CROHSDS</b>	\$1477	\$1595	\$1847	+\$548

## ► Specification Information, continued on next page

**For Canadian Pricing**

Multiply U.S. Price by the  
Canadian price factor.

► See page 1 for details.

► Specification Information, continued from previous page

Specification Information

Dimensions		D	H	Style Number	U.S. Base Prices		Option (Add \$ to Base Price)
Modular Width	Parametric Width				LPL Case	HPL Case	
					LPL Headset	HPL Headset	Markerboard Door

Currency

**Overhead—Sliding Doors, Personal, for Use with Answer Beam, Dual-Sided Application**

Perpendicular applications only

61 1/2"	N.A.	16"	15"	<b>CROHSDPABD</b>	\$1175	\$1269	\$1468	+\$222
67 1/2"	N.A.	16"	15"	<b>CROHSDPABD</b>	\$1239	\$1339	\$1549	+\$252
73 1/2"	N.A.	16"	15"	<b>CROHSDPABD</b>	\$1277	\$1379	\$1596	+\$267

**Overhead—Sliding Doors, Shared, for Use with Answer Beam, Dual-Sided Application**

Perpendicular applications only

61 1/2"	N.A.	16"	15"	<b>CROHSDSABD</b>	\$1383	\$1494	\$1729	+\$461
67 1/2"	N.A.	16"	15"	<b>CROHSDSABD</b>	\$1448	\$1565	\$1811	+\$518
73 1/2"	N.A.	16"	15"	<b>CROHSDSABD</b>	\$1491	\$1610	\$1864	+\$565

**Overhead—Sliding Doors, Personal, for Use with Answer Beam, Single-Sided Application**

Perpendicular applications only

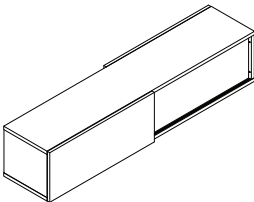
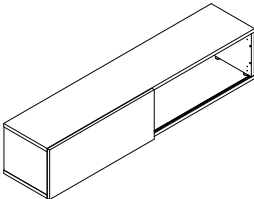
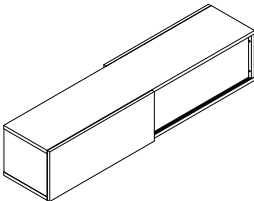
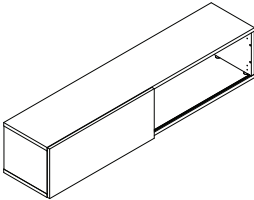
63"	N.A.	16"	15"	<b>CROHSDPABS</b>	\$1186	\$1282	\$1485	+\$227
69"	N.A.	16"	15"	<b>CROHSDPABS</b>	\$1252	\$1353	\$1567	+\$257
75"	N.A.	16"	15"	<b>CROHSDPABS</b>	\$1288	\$1392	\$1612	+\$278

**Overhead—Sliding Doors, Shared, for Use with Answer Beam, Single-Sided Application**

Perpendicular applications only

63"	N.A.	16"	15"	<b>CROHSDSABS</b>	\$1397	\$1509	\$1747	+\$472
69"	N.A.	16"	15"	<b>CROHSDSABS</b>	\$1463	\$1580	\$1829	+\$530
75"	N.A.	16"	15"	<b>CROHSDSABS</b>	\$1507	\$1627	\$1884	+\$574

► Specification Information, continued on next page



**For Canadian Pricing**

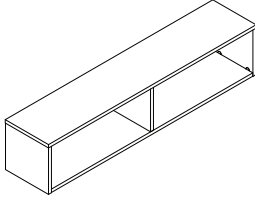
Multiply U.S. Price by the  
Canadian price factor.

► See page 1 for details.

## ► Specification Information, continued from previous page

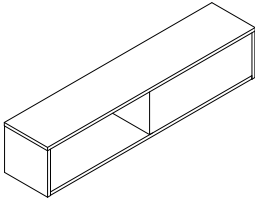
## Specification Information

Dimensions				Style Number	U.S. Base Prices	
Modular Width	Parametric Width	D	H		LPL Case	HPL Case



## Overhead—No Doors, Open, Personal

36"	36"	15"	15"	<b>CROHOP</b>	\$ 447	\$ 559
42"	36 <sup>1</sup> / <sub>16</sub> "–42"	15"	15"	<b>CROHOP</b>	\$ 561	\$ 701
48"	42 <sup>1</sup> / <sub>16</sub> "–48"	15"	15"	<b>CROHOP</b>	\$ 679	\$ 850
54"	48 <sup>1</sup> / <sub>16</sub> "–54"	15"	15"	<b>CROHOP</b>	\$ 802	\$1003
60"	54 <sup>1</sup> / <sub>16</sub> "–60"	15"	15"	<b>CROHOP</b>	\$ 908	\$1135
N.A.	60 <sup>1</sup> / <sub>16</sub> "–61 <sup>1</sup> / <sub>2</sub> "	15"	15"	<b>CROHOP</b>	\$1005	\$1257
N.A.	61 <sup>9</sup> / <sub>16</sub> "–63"	15"	15"	<b>CROHOP</b>	\$1018	\$1272
66"	63 <sup>1</sup> / <sub>16</sub> "–66"	15"	15"	<b>CROHOP</b>	\$1026	\$1283
N.A.	66 <sup>1</sup> / <sub>16</sub> "–67 <sup>1</sup> / <sub>2</sub> "	15"	15"	<b>CROHOP</b>	\$1073	\$1339
N.A.	67 <sup>9</sup> / <sub>16</sub> "–69"	15"	15"	<b>CROHOP</b>	\$1081	\$1354
72"	69 <sup>1</sup> / <sub>16</sub> "–72"	15"	15"	<b>CROHOP</b>	\$1090	\$1365



## Overhead—No Doors, Open, Shared

36"	36"	15"	15"	<b>CROHOS</b>	\$ 659	\$ 824
42"	36 <sup>1</sup> / <sub>16</sub> "–42"	15"	15"	<b>CROHOS</b>	\$ 774	\$ 967
48"	42 <sup>1</sup> / <sub>16</sub> "–48"	15"	15"	<b>CROHOS</b>	\$ 894	\$1117
54"	48 <sup>1</sup> / <sub>16</sub> "–54"	15"	15"	<b>CROHOS</b>	\$1016	\$1270
60"	54 <sup>1</sup> / <sub>16</sub> "–60"	15"	15"	<b>CROHOS</b>	\$1123	\$1403
N.A.	60 <sup>1</sup> / <sub>16</sub> "–61 <sup>1</sup> / <sub>2</sub> "	15"	15"	<b>CROHOS</b>	\$1215	\$1519
N.A.	61 <sup>9</sup> / <sub>16</sub> "–63"	15"	15"	<b>CROHOS</b>	\$1226	\$1532
66"	63 <sup>1</sup> / <sub>16</sub> "–66"	15"	15"	<b>CROHOS</b>	\$1239	\$1547
N.A.	66 <sup>1</sup> / <sub>16</sub> "–67 <sup>1</sup> / <sub>2</sub> "	15"	15"	<b>CROHOS</b>	\$1280	\$1599
N.A.	67 <sup>9</sup> / <sub>16</sub> "–69"	15"	15"	<b>CROHOS</b>	\$1293	\$1616
72"	69 <sup>1</sup> / <sub>16</sub> "–72"	15"	15"	<b>CROHOS</b>	\$1305	\$1632

## ► Specification Information, continued on next page

**For Canadian Pricing**

Multiply U.S. Price by the Canadian price factor.

► See page 1 for details.

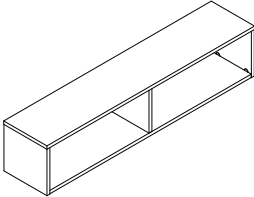


► Specification Information, continued from previous page

Specification Information

Dimensions		D	H	Style Number	U.S. Base Prices	
Modular Width	Parametric Width				LPL Case	HPL Case

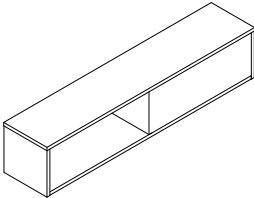
Currency



**Overhead—No Doors, Open, Personal, for Use with Answer Beam, Dual-Sided Application**

**Perpendicular applications only**

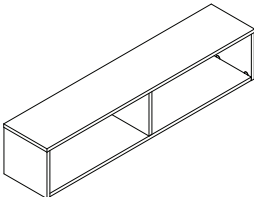
61 <sup>1</sup> / <sub>2</sub> "	N.A.	15"	15"	<b>CROHOPABD</b>	\$1005	\$1257
67 <sup>1</sup> / <sub>2</sub> "	N.A.	15"	15"	<b>CROHOPABD</b>	\$1073	\$1339
73 <sup>1</sup> / <sub>2</sub> "	N.A.	15"	15"	<b>CROHOPABD</b>	\$1104	\$1381



**Overhead—No Doors, Open, Shared, for Use with Answer Beam, Dual-Sided Application**

**Perpendicular applications only**

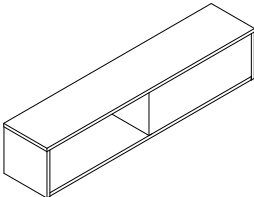
61 <sup>1</sup> / <sub>2</sub> "	N.A.	15"	15"	<b>CROHOSABD</b>	\$1215	\$1519
67 <sup>1</sup> / <sub>2</sub> "	N.A.	15"	15"	<b>CROHOSABD</b>	\$1280	\$1599
73 <sup>1</sup> / <sub>2</sub> "	N.A.	15"	15"	<b>CROHOSABD</b>	\$1319	\$1648



**Overhead—No Doors, Open, Personal, for Use with Answer Beam, Single-Sided Application**

**Perpendicular applications only**

63"	N.A.	15"	15"	<b>CROHOPABS</b>	\$1018	\$1272
69"	N.A.	15"	15"	<b>CROHOPABS</b>	\$1081	\$1354
75"	N.A.	15"	15"	<b>CROHOPABS</b>	\$1114	\$1393



**Overhead—No Doors, Open, Shared, for Use with Answer Beam, Single-Sided Application**

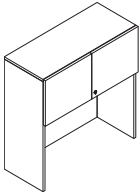
**Perpendicular applications only**

63"	N.A.	15"	15"	<b>CROHOSABS</b>	\$1226	\$1532
69"	N.A.	15"	15"	<b>CROHOSABS</b>	\$1293	\$1616
75"	N.A.	15"	15"	<b>CROHOSABS</b>	\$1331	\$1665



**For Canadian Pricing**  
 Multiply U.S. Price by the  
 Canadian price factor.  
 ► See page 1 for details.

# Stacking Overheads



Tip: Stacking overheads with sliding doors do not lock.

Tip: Stacking overheads with three doors will have two doors hinged right. Overheads with four doors will have two doors hinged left, and two hinged right. Doors will always open from the center out.

Tip: Stacking overheads go on top of Two-High Currency storage or desks. Please specify the application height of the overall height desired with storage and stacking overhead combined.

**For laminate price group 2 and higher pricing,** please refer to the electronic catalog or SmartTools.

Tip: Selecting the correct worksurface thickness and top surface materiality type (Low-Pressure Laminate or High-Pressure Laminate) of storage underneath ensures that the stacking overhead aligns with neighboring tall storage.

Tip: White markerboard (2977) headset finish available with sliding doors only.

Tip: 15"H refers to the height of the storage case.

Tip: Stacking overheads must be specified parametrically if going above a lateral file/lateral file credenza.

► Page 106



**For Canadian Pricing**  
Multiply U.S. Price by the Canadian price factor.  
► See page 1 for details.

Standard Includes		Required to Specify	
► Need help? Product details, page 104		Style number	
• Stacking overhead: – Low-Pressure Laminate case with matching or contrasting Low-Pressure Laminate headset – Low-Pressure Laminate case with High-Pressure Laminate headset, if selected – High-Pressure Laminate case with matching or contrasting High-Pressure Laminate headset, if selected • Lock plug on overheads with hinged doors only • Attachment hardware			
Size Option	Options	U.S. Price	Required to Specify
	• Modular • Parametric	No cost No cost	Specify with modular. Specify with parametric.
Application Height	• 66 <sup>1</sup> / <sub>2</sub> "H • 72"H	Prices at right Prices at right	Specify 66 <sup>1</sup> / <sub>2</sub> " height. Specify 72" height.
Width	• 36"W • 42"W • 48"W • 54"W • 60"W • 66"W • 72"W	Prices at right Prices at right Prices at right Prices at right Prices at right Prices at right Prices at right	Specify 36" width. Specify 42" width. Specify 48" width. Specify 54" width. Specify 60" width. Specify 66" width. Specify 72" width.
Door Surface Type	• Laminate • Markerboard	Prices at right Prices at right	Specify with laminate. Specify with markerboard.
Worksurface Thickness	• 1 <sup>1</sup> / <sub>8</sub> " • 1 <sup>3</sup> / <sub>8</sub> "	No cost No cost	Specify with 1 <sup>1</sup> / <sub>8</sub> " thickness. Specify with 1 <sup>3</sup> / <sub>8</sub> " thickness.
Case	• Low-Pressure Laminate (LPL) price group 1 • High-Pressure Laminate (HPL) price group 1 • High-Pressure Laminate (HPL) price group 2 • High-Pressure Laminate (HPL) price group 3 • Open Line laminate	No cost Prices at right See information at left See information at left +\$102 plus cost of laminate	Specify laminate color number. Specify laminate color number. Specify laminate color number. Specify laminate color number. ► See Surface Material Reference Manual.
Tackboard	• No tackboard • With tackboard	Price at right Price at right	Specify with no tackboard. Specify with tackboard.
Valance	• No light valance • With light valance	Price at right Price at right	Specify with no light valance. Specify with light valance.
Headset	• Low-Pressure Laminate (LPL) price group 1 • High-Pressure Laminate (HPL) price group 1 • High-Pressure Laminate (HPL) price group 2 • High-Pressure Laminate (HPL) price group 3 • Open Line laminate	No cost Prices at right See information at left See information at left +\$102 plus cost of laminate	Specify laminate color number. Specify laminate color number. Specify laminate color number. Specify laminate color number. ► See Surface Material Reference Manual.
Top Surface Type	• Low-Pressure Laminate (LPL) • High-Pressure Laminate (HPL)	No cost No cost	Specify with Low-Pressure Laminate. Specify with High-Pressure Laminate.
Keys	• Key plug • Master key plug	No cost +\$ 36 per lock	Specify with key plug. Specify with master key plug.

**For fabric price groups 1-5 pricing,** please refer to the electronic catalog or SmartTools.

### With Tackboard Option Upcharges

• Dimensions				• Option
Modular Width	Parametric Width	Modular Application Height	Parametric Application Height	(Add \$ to Base Price)
				Fabric Price Group A
36"	36"	66 <sup>1</sup> / <sub>2</sub> "	66 <sup>1</sup> / <sub>2</sub> "	+\$397
42"	36 <sup>1</sup> / <sub>16</sub> "–42"	66 <sup>1</sup> / <sub>2</sub> "	66 <sup>1</sup> / <sub>2</sub> "	+\$420
48"	42 <sup>1</sup> / <sub>16</sub> "–48"	66 <sup>1</sup> / <sub>2</sub> "	66 <sup>1</sup> / <sub>2</sub> "	+\$438
54"	48 <sup>1</sup> / <sub>16</sub> "–54"	66 <sup>1</sup> / <sub>2</sub> "	66 <sup>1</sup> / <sub>2</sub> "	+\$470
60"	54 <sup>1</sup> / <sub>16</sub> "–60"	66 <sup>1</sup> / <sub>2</sub> "	66 <sup>1</sup> / <sub>2</sub> "	+\$500
66"	60 <sup>1</sup> / <sub>16</sub> "–66"	66 <sup>1</sup> / <sub>2</sub> "	66 <sup>1</sup> / <sub>2</sub> "	+\$542
72"	66 <sup>1</sup> / <sub>16</sub> "–72"	66 <sup>1</sup> / <sub>2</sub> "	66 <sup>1</sup> / <sub>2</sub> "	+\$602
36"	36"	72"	66 <sup>9</sup> / <sub>16</sub> "–72"	+\$436
42"	36 <sup>1</sup> / <sub>16</sub> "–42"	72"	66 <sup>9</sup> / <sub>16</sub> "–72"	+\$461
48"	42 <sup>1</sup> / <sub>16</sub> "–48"	72"	66 <sup>9</sup> / <sub>16</sub> "–72"	+\$483
54"	48 <sup>1</sup> / <sub>16</sub> "–54"	72"	66 <sup>9</sup> / <sub>16</sub> "–72"	+\$517
60"	54 <sup>1</sup> / <sub>16</sub> "–60"	72"	66 <sup>9</sup> / <sub>16</sub> "–72"	+\$548
66"	60 <sup>1</sup> / <sub>16</sub> "–66"	72"	66 <sup>9</sup> / <sub>16</sub> "–72"	+\$596
72"	66 <sup>1</sup> / <sub>16</sub> "–72"	72"	66 <sup>9</sup> / <sub>16</sub> "–72"	+\$664

**For laminate price group 2 and 3 pricing,** please refer to the electronic catalog or SmartTools.

### With Valance Option Upcharges

• Dimensions		• Options (Add \$ to Base Price)	
Modular Width	Parametric Width	LPL	HPL
			Price Group 1
36"	36"	+\$127	+\$148
42"	36 <sup>1</sup> / <sub>16</sub> "–42"	+\$141	+\$165
48"	42 <sup>1</sup> / <sub>16</sub> "–48"	+\$155	+\$182
54"	48 <sup>1</sup> / <sub>16</sub> "–54"	+\$166	+\$194
60"	54 <sup>1</sup> / <sub>16</sub> "–60"	+\$183	+\$214
66"	60 <sup>1</sup> / <sub>16</sub> "–66"	+\$197	+\$230
72"	66 <sup>1</sup> / <sub>16</sub> "–72"	+\$211	+\$246

► **Specification Information, on next page**



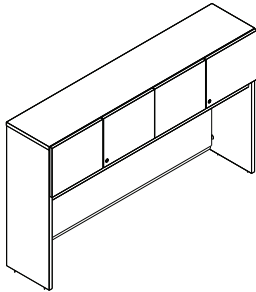
**For Canadian Pricing**  
Multiply U.S. Price by the Canadian price factor.  
► See page 1 for details.

## Stacking Overheads, continued

## ► Options, on previous page

## Specification Information

• Dimensions Modular Width	Parametric Width	Depth	• Modular App Height	• Parametric App Height	• Style Number	U.S. Base Prices		
						• LPL Case	• HPL Case	• HPL Case
						LPL Headset	HPL Headset	HPL Headset



## Stacking Overhead—Hinged Doors

36"	36"	16"	66 <sup>1</sup> / <sub>2</sub> "	66 <sup>1</sup> / <sub>2</sub> "	<b>CROHSHD</b>	\$1056	\$1140	\$1320
42"	36 <sup>1</sup> / <sub>16</sub> "–42"	16"	66 <sup>1</sup> / <sub>2</sub> "	66 <sup>1</sup> / <sub>2</sub> "	<b>CROHSHD</b>	\$1173	\$1267	\$1466
48"	42 <sup>1</sup> / <sub>16</sub> "–48"	16"	66 <sup>1</sup> / <sub>2</sub> "	66 <sup>1</sup> / <sub>2</sub> "	<b>CROHSHD</b>	\$1293	\$1397	\$1617
54"	48 <sup>1</sup> / <sub>16</sub> "–54"	16"	66 <sup>1</sup> / <sub>2</sub> "	66 <sup>1</sup> / <sub>2</sub> "	<b>CROHSHD</b>	\$1384	\$1495	\$1730
60"	54 <sup>1</sup> / <sub>16</sub> "–60"	16"	66 <sup>1</sup> / <sub>2</sub> "	66 <sup>1</sup> / <sub>2</sub> "	<b>CROHSHD</b>	\$1521	\$1643	\$1902
66"	60 <sup>1</sup> / <sub>16</sub> "–66"	16"	66 <sup>1</sup> / <sub>2</sub> "	66 <sup>1</sup> / <sub>2</sub> "	<b>CROHSHD</b>	\$1640	\$1772	\$2051
72"	66 <sup>1</sup> / <sub>16</sub> "–72"	16"	66 <sup>1</sup> / <sub>2</sub> "	66 <sup>1</sup> / <sub>2</sub> "	<b>CROHSHD</b>	\$1755	\$1895	\$2195
36"	36"	16"	72"	66 <sup>7</sup> / <sub>16</sub> "–72"	<b>CROHSHD</b>	\$1056	\$1140	\$1320
42"	36 <sup>1</sup> / <sub>16</sub> "–42"	16"	72"	66 <sup>7</sup> / <sub>16</sub> "–72"	<b>CROHSHD</b>	\$1173	\$1267	\$1466
48"	42 <sup>1</sup> / <sub>16</sub> "–48"	16"	72"	66 <sup>7</sup> / <sub>16</sub> "–72"	<b>CROHSHD</b>	\$1293	\$1397	\$1617
54"	48 <sup>1</sup> / <sub>16</sub> "–54"	16"	72"	66 <sup>7</sup> / <sub>16</sub> "–72"	<b>CROHSHD</b>	\$1384	\$1495	\$1730
60"	54 <sup>1</sup> / <sub>16</sub> "–60"	16"	72"	66 <sup>7</sup> / <sub>16</sub> "–72"	<b>CROHSHD</b>	\$1521	\$1643	\$1902
66"	60 <sup>1</sup> / <sub>16</sub> "–66"	16"	72"	66 <sup>7</sup> / <sub>16</sub> "–72"	<b>CROHSHD</b>	\$1640	\$1772	\$2051
72"	66 <sup>1</sup> / <sub>16</sub> "–72"	16"	72"	66 <sup>7</sup> / <sub>16</sub> "–72"	<b>CROHSHD</b>	\$1755	\$1895	\$2195

## ► Specification Information, continued on next page

**For Canadian Pricing**

Multiply U.S. Price by the  
Canadian price factor.

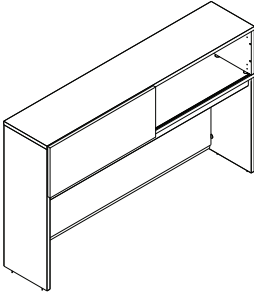
► See page 1 for details.

► Specification Information, continued from previous page

Specification Information

Dimensions Modular Width	Parametric Width	Depth	Modular App Height	Parametric App Height	Style Number	U.S. Base Prices			Option (Add \$ to Base Price) Marker- Board Door
						LPL Case	HPL Case	HPL Headset	
						LPL Headset	HPL Headset	HPL Headset	

Currency



Stacking Overhead—Sliding Doors

36"	36"	16"	66 1/2"	66 1/2"	<b>CROHSSD</b>	\$ 964	\$1041	\$1205	+\$172
42"	36 1/16"—42"	16"	66 1/2"	66 1/2"	<b>CROHSSD</b>	\$1080	\$1165	\$1348	+\$193
48"	42 1/16"—48"	16"	66 1/2"	66 1/2"	<b>CROHSSD</b>	\$1199	\$1296	\$1500	+\$206
54"	48 1/16"—54"	16"	66 1/2"	66 1/2"	<b>CROHSSD</b>	\$1293	\$1397	\$1617	+\$237
60"	54 1/16"—60"	16"	66 1/2"	66 1/2"	<b>CROHSSD</b>	\$1428	\$1541	\$1784	+\$276
66"	60 1/16"—66"	16"	66 1/2"	66 1/2"	<b>CROHSSD</b>	\$1547	\$1671	\$1934	+\$317
72"	66 1/16"—72"	16"	66 1/2"	66 1/2"	<b>CROHSSD</b>	\$1663	\$1797	\$2079	+\$360
36"	36"	16"	72"	66 7/16"—72"	<b>CROHSSD</b>	\$ 964	\$1041	\$1205	+\$172
42"	36 1/16"—42"	16"	72"	66 7/16"—72"	<b>CROHSSD</b>	\$1080	\$1165	\$1348	+\$193
48"	42 1/16"—48"	16"	72"	66 7/16"—72"	<b>CROHSSD</b>	\$1199	\$1296	\$1500	+\$206
54"	48 1/16"—54"	16"	72"	66 7/16"—72"	<b>CROHSSD</b>	\$1293	\$1397	\$1617	+\$237
60"	54 1/16"—60"	16"	72"	66 7/16"—72"	<b>CROHSSD</b>	\$1428	\$1541	\$1784	+\$276
66"	60 1/16"—66"	16"	72"	66 7/16"—72"	<b>CROHSSD</b>	\$1547	\$1671	\$1934	+\$317
72"	66 1/16"—72"	16"	72"	66 7/16"—72"	<b>CROHSSD</b>	\$1663	\$1797	\$2079	+\$360

► Specification Information, continued on next page



**For Canadian Pricing**

Multiply U.S. Price by the  
Canadian price factor.

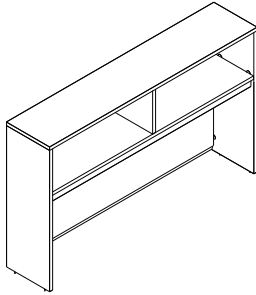
► See page 1 for details.

## Stacking Overheads, continued

## ► Specification Information, continued from previous page

## Specification Information

Dimensions				Style Number	U.S. Base Prices	
Modular Width	Parametric Width	D	H		LPL Case	HPL Case



## Stacking Overhead—No Doors, Open

36"	36"	15"	66 <sup>1</sup> / <sub>2</sub> "	<b>CROHSO</b>	\$ 600	\$ 752
42"	36 <sup>1</sup> / <sub>16</sub> "–42"	15"	66 <sup>1</sup> / <sub>2</sub> "	<b>CROHSO</b>	\$ 719	\$ 899
48"	42 <sup>1</sup> / <sub>16</sub> "–48"	15"	66 <sup>1</sup> / <sub>2</sub> "	<b>CROHSO</b>	\$ 832	\$1039
54"	48 <sup>1</sup> / <sub>16</sub> "–54"	15"	66 <sup>1</sup> / <sub>2</sub> "	<b>CROHSO</b>	\$ 969	\$1211
60"	54 <sup>1</sup> / <sub>16</sub> "–60"	15"	66 <sup>1</sup> / <sub>2</sub> "	<b>CROHSO</b>	\$1065	\$1330
66"	60 <sup>1</sup> / <sub>16</sub> "–66"	15"	66 <sup>1</sup> / <sub>2</sub> "	<b>CROHSO</b>	\$1185	\$1481
72"	66 <sup>1</sup> / <sub>16</sub> "–72"	15"	66 <sup>1</sup> / <sub>2</sub> "	<b>CROHSO</b>	\$1296	\$1620
36"	36"	15"	72"	<b>CROHSO</b>	\$ 600	\$ 752
42"	36 <sup>1</sup> / <sub>16</sub> "–42"	15"	72"	<b>CROHSO</b>	\$ 719	\$ 899
48"	42 <sup>1</sup> / <sub>16</sub> "–48"	15"	72"	<b>CROHSO</b>	\$ 832	\$1039
54"	48 <sup>1</sup> / <sub>16</sub> "–54"	15"	72"	<b>CROHSO</b>	\$ 969	\$1211
60"	54 <sup>1</sup> / <sub>16</sub> "–60"	15"	72"	<b>CROHSO</b>	\$1065	\$1330
66"	60 <sup>1</sup> / <sub>16</sub> "–66"	15"	72"	<b>CROHSO</b>	\$1185	\$1481
72"	66 <sup>1</sup> / <sub>16</sub> "–72"	15"	72"	<b>CROHSO</b>	\$1296	\$1620

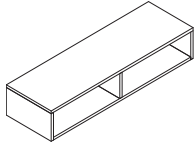
**For Canadian Pricing**

Multiply U.S. Price by the Canadian price factor.

► See page 1 for details.



# Organizers



► Need help?  
Product details,  
page 104

## Standard Includes

- Organizer:
  - Low-Pressure Laminate case, price group 01
  - High-Pressure Laminate case, price group 01, if selected

## Required to Specify

Style number

	Options	U.S. Price	Required to Specify
<b>Size Option</b>	<ul style="list-style-type: none"> <li>• Modular</li> <li>• Parametric</li> </ul>	No cost No cost	Specify <i>with modular</i> . Specify <i>with parametric</i> .
<b>Width</b>	<ul style="list-style-type: none"> <li>• 36"W</li> <li>• 42"W</li> <li>• 48"W</li> <li>• 54"W</li> <li>• 60"W</li> <li>• 61 1/2"W</li> <li>• 63"W</li> <li>• 66"W</li> <li>• 67 1/2"W</li> <li>• 69"W</li> <li>• 72"W</li> <li>• 73 1/2"W</li> <li>• 75"W</li> </ul>	Prices at right Prices at right Prices at right Prices at right Prices at right Prices at right Prices at right Prices at right Prices at right Prices at right Prices at right Prices at right Prices at right	Specify 36" width. Specify 42" width. Specify 48" width. Specify 54" width. Specify 60" width. Specify 61 1/2" width. Specify 63" width. Specify 66" width. Specify 67 1/2" width. Specify 69" width. Specify 72" width. Specify 73 1/2" width. Specify 75" width.
<b>Attachment Brackets</b>	<ul style="list-style-type: none"> <li>• Answer beam</li> <li>• Suspended between towers</li> <li>• Top cap mount on Answer</li> <li>• Wall mount brackets               <ul style="list-style-type: none"> <li>– 36"W–66"W</li> <li>– 72"W</li> </ul> </li> <li>• Answer panel</li> <li>• Answer duo support column</li> </ul>	No cost No cost No cost +\$137 +\$186 +\$ 46 +\$382	Specify <i>with Answer beam</i> . Specify <i>with suspended between towers</i> . Specify <i>with top cap mount on Answer</i> .  Specify <i>with wall mount brackets 36"W–66"W</i> . Specify <i>with 72"W wall mount brackets</i> . Specify <i>with Answer panel</i> . Specify <i>with Answer duo support column</i> .
<b>Case</b>	<ul style="list-style-type: none"> <li>• Low-Pressure Laminate (LPL) price group 1</li> <li>• High-Pressure Laminate (HPL) price group 1</li> <li>• High-Pressure Laminate (HPL) price group 2</li> <li>• High-Pressure Laminate (HPL) price group 3</li> <li>• Open Line laminate</li> </ul>	No cost Prices at right See information at left See information at left +\$102 plus cost of laminate	Specify laminate color number. Specify laminate color number. Specify laminate color number. Specify laminate color number. ► See <i>Surface Material Reference Manual</i> .

*Tip: For appropriate use of Answer Beam, mid-storage, and stanchion supports, see Answer Beam and Answer Fence Specification Guide.*

*Tip: Not all attachment brackets are included within the style number.*  
► Page 109

*Tip: Wall-mounted organizers are available in modular dimension only.*

**For laminate price group 2 and higher pricing, please refer to the electronic catalog or SmartTools.**



## For Canadian Pricing

Multiply U.S. Price by the Canadian price factor.

► See page 1 for details.



## Specification Information

Dimensions				Style Number	U.S. Base Prices	
Modular Width	Parametric Width	D	H		LPL Case	HPL Case

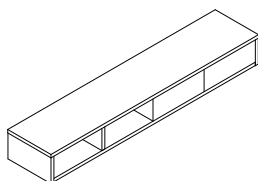
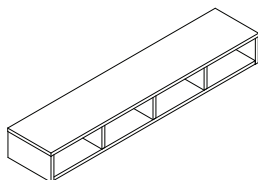
## Organizer—Personal

36"	36"	15"	8 <sup>27</sup> / <sub>32</sub> "	CRORP	\$ 862	\$1078
42"	36 <sup>1</sup> / <sub>16</sub> "–42"	15"	8 <sup>27</sup> / <sub>32</sub> "	CRORP	\$ 942	\$1177
48"	42 <sup>1</sup> / <sub>16</sub> "–48"	15"	8 <sup>27</sup> / <sub>32</sub> "	CRORP	\$ 953	\$1191
54"	48 <sup>1</sup> / <sub>16</sub> "–54"	15"	8 <sup>27</sup> / <sub>32</sub> "	CRORP	\$ 964	\$1204
60"	54 <sup>1</sup> / <sub>16</sub> "–60"	15"	8 <sup>27</sup> / <sub>32</sub> "	CRORP	\$ 981	\$1227
N.A.	60 <sup>1</sup> / <sub>16</sub> "–61 <sup>1</sup> / <sub>2</sub> "	15"	8 <sup>27</sup> / <sub>32</sub> "	CRORP	\$1005	\$1257
N.A.	61 <sup>9</sup> / <sub>16</sub> "–63"	15"	8 <sup>27</sup> / <sub>32</sub> "	CRORP	\$1018	\$1272
66"	63 <sup>1</sup> / <sub>16</sub> "–66"	15"	8 <sup>27</sup> / <sub>32</sub> "	CRORP	\$1026	\$1283
N.A.	66 <sup>1</sup> / <sub>16</sub> "–67 <sup>1</sup> / <sub>2</sub> "	15"	8 <sup>27</sup> / <sub>32</sub> "	CRORP	\$1059	\$1323
N.A.	67 <sup>9</sup> / <sub>16</sub> "–69"	15"	8 <sup>27</sup> / <sub>32</sub> "	CRORP	\$1073	\$1339
72"	69 <sup>1</sup> / <sub>16</sub> "–72"	15"	8 <sup>27</sup> / <sub>32</sub> "	CRORP	\$1081	\$1354

## Organizer—Shared

36"	36"	15"	8 <sup>27</sup> / <sub>32</sub> "	CRORS	\$ 896	\$1119
42"	36 <sup>1</sup> / <sub>16</sub> "–42"	15"	8 <sup>27</sup> / <sub>32</sub> "	CRORS	\$ 974	\$1217
48"	42 <sup>1</sup> / <sub>16</sub> "–48"	15"	8 <sup>27</sup> / <sub>32</sub> "	CRORS	\$ 985	\$1231
54"	48 <sup>1</sup> / <sub>16</sub> "–54"	15"	8 <sup>27</sup> / <sub>32</sub> "	CRORS	\$ 997	\$1246
60"	54 <sup>1</sup> / <sub>16</sub> "–60"	15"	8 <sup>27</sup> / <sub>32</sub> "	CRORS	\$1015	\$1269
N.A.	60 <sup>1</sup> / <sub>16</sub> "–61 <sup>1</sup> / <sub>2</sub> "	15"	8 <sup>27</sup> / <sub>32</sub> "	CRORS	\$1040	\$1299
N.A.	61 <sup>9</sup> / <sub>16</sub> "–63"	15"	8 <sup>27</sup> / <sub>32</sub> "	CRORS	\$1050	\$1312
66"	63 <sup>1</sup> / <sub>16</sub> "–66"	15"	8 <sup>27</sup> / <sub>32</sub> "	CRORS	\$1058	\$1322
N.A.	66 <sup>1</sup> / <sub>16</sub> "–67 <sup>1</sup> / <sub>2</sub> "	15"	8 <sup>27</sup> / <sub>32</sub> "	CRORS	\$1095	\$1370
N.A.	67 <sup>9</sup> / <sub>16</sub> "–69"	15"	8 <sup>27</sup> / <sub>32</sub> "	CRORS	\$1104	\$1381
72"	69 <sup>1</sup> / <sub>16</sub> "–72"	15"	8 <sup>27</sup> / <sub>32</sub> "	CRORS	\$1114	\$1393

► Specification Information, continued on next page



## For Canadian Pricing

Multiply U.S. Price by the Canadian price factor.

► See page 1 for details.

## ► Specification Information, continued from previous page

## Specification Information

Dimensions				Style Number	U.S. Base Prices	
Modular Width	Parametric Width	D	H		LPL Case	HPL Case

**Organizer—Personal, for Use with Answer Beam, Dual-Sided Application****Perpendicular Applications only**

61 1/2"	N.A.	15"	8 <sup>27</sup> /32"	<b>CRORPABD</b>	\$1005	\$1257
67 1/2"	N.A.	15"	8 <sup>27</sup> /32"	<b>CRORPABD</b>	\$1059	\$1323
73 1/2"	N.A.	15"	8 <sup>27</sup> /32"	<b>CRORPABD</b>	\$1090	\$1365

**Organizer—Shared, for Use with Answer Beam, Dual-Sided Application****Perpendicular Applications only**

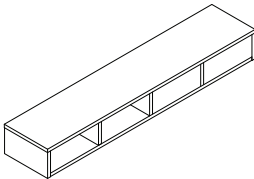
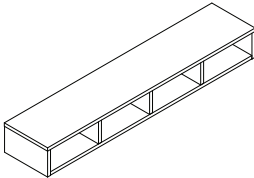
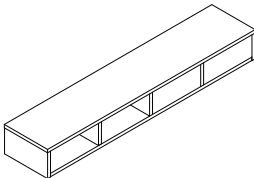
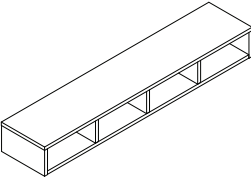
61 1/2"	N.A.	15"	8 <sup>27</sup> /32"	<b>CRORSABD</b>	\$1040	\$1299
67 1/2"	N.A.	15"	8 <sup>27</sup> /32"	<b>CRORSABD</b>	\$1095	\$1370
73 1/2"	N.A.	15"	8 <sup>27</sup> /32"	<b>CRORSABD</b>	\$1126	\$1407

**Organizer—Personal, for Use with Answer Beam, Single-Sided Application****Perpendicular Applications only**

63"	N.A.	15"	8 <sup>27</sup> /32"	<b>CRORPABS</b>	\$1018	\$1272
69"	N.A.	15"	8 <sup>27</sup> /32"	<b>CRORPABS</b>	\$1073	\$1339
75"	N.A.	15"	8 <sup>27</sup> /32"	<b>CRORPABS</b>	\$1103	\$1380

**Organizer—Shared, for Use with Answer Beam, Single-Sided Application****Perpendicular Applications only**

63"	N.A.	15"	8 <sup>27</sup> /32"	<b>CRORSABS</b>	\$1050	\$1312
69"	N.A.	15"	8 <sup>27</sup> /32"	<b>CRORSABS</b>	\$1104	\$1381
75"	N.A.	15"	8 <sup>27</sup> /32"	<b>CRORSABS</b>	\$1136	\$1420

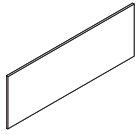
**For Canadian Pricing**

Multiply U.S. Price by the Canadian price factor.

► See page 1 for details.



# Tackboards



► Need help?  
Product details,  
page 110

## Standard Includes

- Tackboard: fabric price group A
- Attachment hardware
- Parametric sizes:
  - Width: 24"W–114"W
  - Height: 9 1/2"H–47 1/2"H

## Required to Specify

Style number

Tip: Dimensions shown are modular sizes.

Tip: Width and height are specifiable in 1/16" increments.

Tip: Tackboards cannot be attached to walls covered by textured paint or wallpaper.

Tip: Vertical application only available on 24"W–60"W.

Size Option	Options	U.S. Price	Required to Specify
<b>Height</b>	<ul style="list-style-type: none"> <li>• Modular</li> <li>• Parametric</li> </ul>	No cost No cost	Specify with modular. Specify with parametric.
<b>Width</b>	<ul style="list-style-type: none"> <li>• 9 1/2"H–15 7/16"H</li> <li>• 15 1/2"H–21 7/16"H</li> <li>• 21 1/2"H–27 7/16"H</li> <li>• 27 1/2"H–33 7/16"H</li> <li>• 33 1/2"H–39 7/16"H</li> <li>• 39 1/2"H–45 7/16"H</li> <li>• 45 1/2"H–47 7/16"H</li> <li>• 47 1/2"H</li> </ul>	Prices at right Prices at right Prices at right Prices at right Prices at right Prices at right Prices at right Prices at right	Specify 9 1/2"–15 7/16" height. Specify 15 1/2"–21 7/16" height. Specify 21 1/2"–27 7/16" height. Specify 27 1/2"–33 7/16" height. Specify 33 1/2"–39 7/16" height. Specify 39 1/2"–45 7/16" height. Specify 45 1/2"–47 7/16" height. Specify 47 1/2" height.
<b>Fabric Direction</b>	<ul style="list-style-type: none"> <li>• Horizontal</li> <li>• Vertical</li> </ul>	No cost No cost	Specify with horizontal direction. Specify with vertical direction.
<b>Tackboard</b>	<ul style="list-style-type: none"> <li>• Fabric price group A</li> <li>• Fabric price group 1</li> <li>• Fabric price group 2</li> <li>• Fabric price group 3</li> <li>• Fabric price group 4</li> <li>• Fabric price group 5</li> <li>• Customer's Own Material</li> </ul>	No cost +\$ 5 +\$ 32 +\$ 49 +\$122 +\$181 +\$ 61	Specify with fabric price group A. Specify with fabric price group 1. Specify with fabric price group 2. Specify with fabric price group 3. Specify with fabric price group 4. Specify with fabric price group 5. Specify with Customer's Own Material.



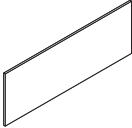
### For Canadian Pricing

Multiply U.S. Price by the Canadian price factor.

► See page 1 for details.

Specification Information

• Dimensions H Parametric	• Style Number	Parametric Width	• U.S. Base Prices								
			24"–	30"–	36"–	42"–	48"–	54"–	60"–	66"–	72"–
			29 <sup>15</sup> / <sub>16</sub> "	35 <sup>15</sup> / <sub>16</sub> "	41 <sup>15</sup> / <sub>16</sub> "	47 <sup>15</sup> / <sub>16</sub> "	53 <sup>15</sup> / <sub>16</sub> "	59 <sup>15</sup> / <sub>16</sub> "	65 <sup>15</sup> / <sub>16</sub> "	71 <sup>15</sup> / <sub>16</sub> "	77 <sup>15</sup> / <sub>16</sub> "
			.	.	.	.	.	.	.	.	.



Parametric Tackboards

9 <sup>1</sup> / <sub>2</sub> "–15 <sup>7</sup> / <sub>16</sub> "	<b>CRTBWM</b>	\$320	\$340	\$358	\$378	\$396	\$423	\$449	\$476	\$504
15 <sup>1</sup> / <sub>2</sub> "–21 <sup>7</sup> / <sub>16</sub> "	<b>CRTBWM</b>	\$355	\$377	\$397	\$420	\$438	\$470	\$500	\$530	\$562
21 <sup>1</sup> / <sub>2</sub> "–27 <sup>7</sup> / <sub>16</sub> "	<b>CRTBWM</b>	\$391	\$415	\$436	\$461	\$483	\$517	\$548	\$581	\$616
27 <sup>1</sup> / <sub>2</sub> "–33 <sup>7</sup> / <sub>16</sub> "	<b>CRTBWM</b>	\$430	\$457	\$481	\$508	\$533	\$568	\$603	\$639	\$678
33 <sup>1</sup> / <sub>2</sub> "–39 <sup>7</sup> / <sub>16</sub> "	<b>CRTBWM</b>	\$434	\$462	\$486	\$513	\$538	\$574	\$609	\$646	\$684
39 <sup>1</sup> / <sub>2</sub> "–45 <sup>7</sup> / <sub>16</sub> "	<b>CRTBWM</b>	\$438	\$466	\$491	\$518	\$544	\$579	\$615	\$652	\$691
45 <sup>1</sup> / <sub>2</sub> "–47 <sup>7</sup> / <sub>16</sub> "	<b>CRTBWM</b>	\$443	\$471	\$496	\$523	\$549	\$585	\$621	\$659	\$698
47 <sup>1</sup> / <sub>2</sub> "	<b>CRTBWM</b>	\$447	\$476	\$501	\$529	\$555	\$591	\$627	\$665	\$705

Specification Information

• Dimensions H Parametric	• Style Number	Parametric Width	• U.S. Base Prices						
			78"—	84"—	90"—	96"—	102"—	108"—	114"
			83 <sup>15</sup> / <sub>16</sub> "	89 <sup>15</sup> / <sub>16</sub> "	95 <sup>15</sup> / <sub>16</sub> "	101 <sup>15</sup> / <sub>16</sub> "	107 <sup>15</sup> / <sub>16</sub> "	113 <sup>15</sup> / <sub>16</sub> "	

Parametric Tackboards, continued

9 <sup>1</sup> / <sub>2</sub> "–15 <sup>7</sup> / <sub>16</sub> "	<b>CRTBWM</b>	\$535	\$540	\$546	\$551	\$556	\$562	\$568
15 <sup>1</sup> / <sub>2</sub> "–21 <sup>7</sup> / <sub>16</sub> "	<b>CRTBWM</b>	\$596	\$600	\$606	\$612	\$618	\$624	\$630
21 <sup>1</sup> / <sub>2</sub> "–27 <sup>7</sup> / <sub>16</sub> "	<b>CRTBWM</b>	\$653	\$659	\$666	\$673	\$679	\$686	\$693
27 <sup>1</sup> / <sub>2</sub> "–33 <sup>7</sup> / <sub>16</sub> "	<b>CRTBWM</b>	\$718	\$725	\$733	\$740	\$747	\$755	\$762
33 <sup>1</sup> / <sub>2</sub> "–39 <sup>7</sup> / <sub>16</sub> "	<b>CRTBWM</b>	\$725	\$733	\$740	\$747	\$755	\$762	\$770
39 <sup>1</sup> / <sub>2</sub> "–45 <sup>7</sup> / <sub>16</sub> "	<b>CRTBWM</b>	\$733	\$740	\$747	\$755	\$762	\$770	\$778
45 <sup>1</sup> / <sub>2</sub> "–47 <sup>7</sup> / <sub>16</sub> "	<b>CRTBWM</b>	\$740	\$747	\$755	\$762	\$770	\$778	\$786
47 <sup>1</sup> / <sub>2</sub> "	<b>CRTBWM</b>	\$747	\$755	\$762	\$770	\$778	\$786	\$793



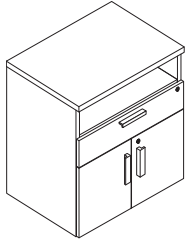
For Canadian Pricing

Multiply U.S. Price by the Canadian price factor.

► See page 1 for details.

# Conference Room Furniture

## Service Cart



Tip: Nominal dimensions shown in specifying. Please refer to understanding pages for actual dimensions.

**For laminate price group 2 and higher pricing, please refer to the electronic catalog or SmartTools.**

Standard Includes		Required to Specify	
► Need help? Product details, page 76	• Service cart:	Style number	
	– Low-Pressure Laminate case with matching or contrasting Low-Pressure Laminate headset – Low-Pressure Laminate case with matching or contrasting High-Pressure Laminate top, if selected – High-Pressure Laminate case with matching or contrasting High-Pressure Laminate headset, if selected • Bore and dowel drawer construction: black • Adjustable shelf: laminate to match case • Lock plug • Casters: black plastic, if selected • Shipped fully assembled		
Options		U.S. Price	Required to Specify
<b>Width</b>	• 30"W	No cost	Specify 30" width.
	• 36"W	No cost	Specify 36" width.
<b>Case</b>	• Low-Pressure Laminate (LPL) price group 1	No cost	Specify laminate color number.
	• High-Pressure Laminate (HPL) price group 1	Prices at right	Specify laminate color number.
	• High-Pressure Laminate (HPL) price group 2	See information at left	Specify laminate color number.
	• High-Pressure Laminate (HPL) price group 3	See information at left	Specify laminate color number.
	• Open Line laminate	+\$102 plus cost of laminate	► See <i>Surface Material Reference Manual</i> .
<b>Headset</b>	• Low-Pressure Laminate (LPL) price group 1	No cost	Specify laminate color number.
	• High-Pressure Laminate (HPL) price group 1	Prices at right	Specify laminate color number.
	• High-Pressure Laminate (HPL) price group 2	See information at left	Specify laminate color number.
	• High-Pressure Laminate (HPL) price group 3	See information at left	Specify laminate color number.
	• Open Line laminate	+\$102 plus cost of laminate	► See <i>Surface Material Reference Manual</i> .
<b>Top Surface</b>	• Low-Pressure Laminate (LPL) price group 1	No cost	Specify laminate color number.
	• High-Pressure Laminate (HPL) price group 1	Prices at right	Specify laminate color number.
	• High-Pressure Laminate (HPL) price group 2	See information at left	Specify laminate color number.
	• High-Pressure Laminate (HPL) price group 3	See information at left	Specify laminate color number.
	• Open Line laminate	+\$102 plus cost of laminate	► See <i>Surface Material Reference Manual</i> .
<b>Worksurface Thickness</b>	• 1 1/8"	No cost	Specify with 1 1/8" thickness.
	• 1 3/8"	+\$160	Specify with 1 3/8" thickness.
<b>Pulls</b>	• Contemporary	No cost	Specify with contemporary pull.
	• Handle	No cost	Specify with handle pull.
	• Ledge	No cost	Specify with ledge pull.
	• Jazz	+\$ 27 per pull	Specify with jazz pull.
	• Inset	+\$ 36 per pull	Specify with inset pull.
	• Nile	+\$ 37 per pull	Specify with nile pull.
	• Bar	+\$ 39 per pull	Specify with bar pull.

► Options, continued on next page



### For Canadian Pricing

Multiply U.S. Price by the Canadian price factor.

► See page 1 for details.

► Options, continued from previous page

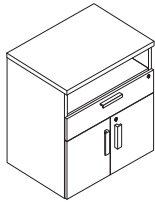
	Options	U.S. Price	Required to Specify
<b>Caster</b>	<ul style="list-style-type: none"> <li>No caster</li> <li>With caster</li> </ul>	No cost +\$51	Specify <i>without</i> caster. Specify <i>with</i> caster.
<b>Keys</b>	<ul style="list-style-type: none"> <li>Key plug</li> <li>Master key plug</li> </ul>	No cost +\$36	Specify <i>with</i> key plug. Specify <i>with</i> master key plug.
<b>Lock</b>	<ul style="list-style-type: none"> <li>Ember chrome</li> <li>Polished chrome</li> </ul>	No cost No cost	Specify <i>with</i> ember chrome. Specify <i>with</i> polished chrome.

Specification Information

Dimensions			Style Number	U.S. Base Prices			Option (Add \$ to Base Price)
D	W	H		LPL Case	HPL Case	HPL Case	
				LPL Headset	HPL Headset	HPL Headset	Top Surface HPL

Service Carts

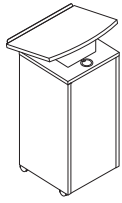
22"	30"	34 <sup>3</sup> / <sub>4</sub> "	CRSC	\$1183	\$1242	\$1420	+\$59
22"	36"	34 <sup>3</sup> / <sub>4</sub> "	CRSC	\$1359	\$1427	\$1631	+\$68



**For Canadian Pricing**  
Multiply U.S. Price by the  
Canadian price factor.  
► See page 1 for details.

# Conference Room Furniture

## Lectern



**For laminate price group 2 and higher pricing, please refer to the electronic catalog or SmartTools.**

	Standard Includes	Required to Specify
► Need help? Product details, page 76	<ul style="list-style-type: none"> <li>Lectern:               <ul style="list-style-type: none"> <li>Low-Pressure Laminate case with matching or contrasting Low-Pressure Laminate top</li> <li>Low-Pressure Laminate case with matching or contrasting High-Pressure Laminate top, if selected</li> <li>High-Pressure Laminate case with matching or contrasting Low-Pressure Laminate top, if selected</li> <li>High-Pressure Laminate case with matching or contrasting High-Pressure Laminate top, if selected</li> </ul> </li> <li>Fixed shelf: laminate to match case</li> <li>Support: paint</li> <li>Casters: black plastic</li> <li>Grommet: 2" diameter</li> <li>Ships ready to assemble</li> </ul>	Style number

	Options	U.S. Price	Required to Specify
<b>Case</b>	<ul style="list-style-type: none"> <li>Low-Pressure Laminate (LPL) price group 1</li> <li>High-Pressure Laminate (HPL) price group 1</li> <li>High-Pressure Laminate (HPL) price group 2</li> <li>High-Pressure Laminate (HPL) price group 3</li> <li>Open Line laminate</li> </ul>	No cost Prices below See information at left See information at left +\$102 plus cost of laminate	Specify laminate color number. Specify laminate color number. Specify laminate color number. Specify laminate color number. ► See <i>Surface Material Reference Manual</i> .
<b>Top Surface</b>	<ul style="list-style-type: none"> <li>Low-Pressure Laminate (LPL) price group 1</li> <li>High-Pressure Laminate (HPL) price group 1</li> <li>High-Pressure Laminate (HPL) price group 2</li> <li>High-Pressure Laminate (HPL) price group 3</li> <li>Open Line laminate</li> </ul>	No cost Prices below See information at left See information at left +\$102 plus cost of laminate	Specify laminate color number. Specify laminate color number. Specify laminate color number. Specify laminate color number. ► See <i>Surface Material Reference Manual</i> .

### Specification Information

Dimensions			Style Number	U.S. Base Prices			
D	W	H		LPL Case		HPL Case	
				LPL Top	HPL Top	LPL Top	HPL Top
<b>Lectern</b>							
18 <sup>7</sup> / <sub>8</sub> "	24"	44 <sup>7</sup> / <sub>8</sub> "	<b>CRLCTRN</b>	\$1317	\$1423	\$1542	\$1648



#### For Canadian Pricing

Multiply U.S. Price by the Canadian price factor.

► See page 1 for details.



Attachment Kit, Cabinet to Cabinet Application

Tip: Ganging hardware is used to provide rigidity between cabinets mounted side by side in a panel or wallmounted application

Standard Includes			Required to Specify
<ul style="list-style-type: none"><li>Attachment kit, four bolts and nuts per kit, if selected: bronze only</li></ul>			Style number
Specification Information			
Style Number	Quantity	U.S. Price	
AWAK	1	\$46	

Hinged Door Power Unit



Standard Includes			Required to Specify
<ul style="list-style-type: none"><li>Hinged door power unit:<ul style="list-style-type: none"><li>Two electrical outlets</li><li>Two open ports for data adapters</li><li>6 ft. power cord</li></ul></li><li>Power unit: 8043 Clear Anodized Aluminum</li><li>Outlet: black plastic</li><li>Power cord: black plastic</li><li>Ships ready to assemble</li></ul>			Style number
Specification Information			
Dimensions			Style Number
D	W	H	U.S. Price
5 <sup>5</sup> / <sub>16</sub> "	8 <sup>5</sup> / <sub>16</sub> "	2"	AWVHD
			\$529

2 1/2" Round Grommet

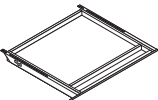


Standard Includes			Required to Specify
<ul style="list-style-type: none"><li>Grommet: paint or metal</li><li>Installation instructions</li></ul>			1 Style number 2 Paint or metal color number ▶ See <i>Surface Materials</i> , page 329.
Specification Information			
Dimensions			Style Number
D	W	U.S. Price	
2 1/2"	2 1/2"	AWAG2	\$100



**For Canadian Pricing**  
Multiply U.S. Price by the Canadian price factor.  
▶ See page 1 for details.

Wood Center Drawer



Tip: Dimensions given are outside dimensions.

Standard Includes	Required to Specify
<ul style="list-style-type: none"><li>Non-locking center drawer: composite veneer group 01 or wood group 1</li><li>Mounting frame: black paint only</li></ul>	Style number

	Options	U.S. Price	Required to Specify
Drawer Finish	• Composite veneer group 01	Price below	Specify composite veneer color number.
	• Composite veneer group 02	+\$ 28	Specify composite veneer color number.
	• Wood group 2	+\$ 28	Specify wood color number.
	• Wood group 3	+\$105	Specify wood color number.
	• Customiz stain	No cost	Specify with Customiz stain.
	• Full-fill finish on wood group 1	No cost	▶ See Surface Material Reference Manual. Specify full-fill finish number.

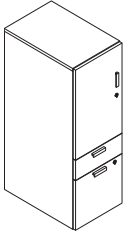
Specification Information				
Dimensions			Style	U.S. Base
D	W	H	Number	Price
19½"	21"	2¼"	AWAC23212	\$498



**For Canadian Pricing**  
Multiply U.S. Price by the Canadian price factor.  
▶ See page 1 for details.



# Single-Door Towers



► Need help?  
Product details,  
page 98

## Standard Includes

- 15.906"W single-door tower:
  - Low-Pressure Laminate case with matching or contrasting Low-Pressure Laminate headset
  - Low-Pressure Laminate case with High-Pressure Laminate headset, if selected
  - High-Pressure Laminate case with matching or contrasting High-Pressure Laminate headset, if selected
- 1" thick top: laminate to match case
- Lock plug
- Two counterweights
- 1¼" leveling glides
- Shipped fully assembled
- Bore and dowel drawer construction: black
- Shelf(s) in tower side depending on height

## Required to Specify

Style number

*Tip: Shelf count (tower side) depends on height of unit.*

► Tower and Cabinet Interior Configurations, page 10, for more information.

**For laminate price group 2 and higher pricing, please refer to the electronic catalog or SmartTools.**


	Options	U.S. Price	Required to Specify
<b>Size Option</b>	<ul style="list-style-type: none"> <li>• Modular</li> <li>• Parametric</li> </ul>	Prices at right Prices at right	Specify <i>with modular</i> . Specify <i>with parametric</i> .
<b>Depth</b>	<ul style="list-style-type: none"> <li>• 18⅞"D</li> <li>• 24"D</li> </ul>	Prices at right Prices at right	Specify 18⅞" depth. Specify 24" depth.
<b>Height</b>	<ul style="list-style-type: none"> <li>• 41¾"H</li> <li>• 47⅛⅙"H</li> <li>• 54⅛"H</li> <li>• 66½"H</li> <li>• 72"H</li> <li>• 78"H</li> <li>• 84"H</li> </ul>	Prices at right Prices at right Prices at right Prices at right Prices at right Prices at right Prices at right	Specify 41¾" height. Specify 47⅛⅙" height. Specify 54⅛" height. Specify 66½" height. Specify 72" height. Specify 78" height. Specify 84" height.
<b>Case</b>	<ul style="list-style-type: none"> <li>• Low-Pressure Laminate (LPL) price group 1</li> <li>• High-Pressure Laminate (HPL) price group 1</li> <li>• High-Pressure Laminate (HPL) price group 2</li> <li>• High-Pressure Laminate (HPL) price group 3</li> <li>• Open Line laminate</li> </ul>	No cost Prices at right See information at left See information at left +\$102 plus cost of laminate	Specify laminate color number. Specify laminate color number. Specify laminate color number. Specify laminate color number. ► See <i>Surface Material Reference Manual</i> .
<b>Headset</b>	<ul style="list-style-type: none"> <li>• Low-Pressure Laminate (LPL) price group 1</li> <li>• High-Pressure Laminate (HPL) price group 1</li> <li>• High-Pressure Laminate (HPL) price group 2</li> <li>• High-Pressure Laminate (HPL) price group 3</li> <li>• Open Line laminate</li> </ul>	No cost Prices at right See information at left See information at left +\$102 plus cost of laminate	Specify laminate color number. Specify laminate color number. Specify laminate color number. Specify laminate color number. ► See <i>Surface Material Reference Manual</i> .
<b>Pulls</b>	<ul style="list-style-type: none"> <li>• Contemporary</li> <li>• Handle</li> <li>• Ledge</li> <li>• Jazz</li> <li>• Inset</li> <li>• Nile</li> <li>• Bar</li> </ul>	No cost No cost No cost +\$ 27 per pull +\$ 36 per pull +\$ 37 per pull +\$ 39 per pull	Specify <i>with contemporary pull</i> . Specify <i>with handle pull</i> . Specify <i>with ledge pull</i> . Specify <i>with jazz pull</i> . Specify <i>with inset pull</i> . Specify <i>with nile pull</i> . Specify <i>with bar pull</i> .
<b>Keys</b>	<ul style="list-style-type: none"> <li>• Key plug</li> <li>• Master key plug</li> </ul>	No cost +\$ 36 per lock	Specify <i>with key plug</i> . Specify <i>with master key plug</i> .



## For Canadian Pricing

Multiply U.S. Price by the Canadian price factor.

► See page 1 for details.



## Specification Information

Modular Height	Parametric Height	Modular Width	Style Number	Modular Depth Parametric Depth	U.S. Base Prices	
					18 <sup>7</sup> / <sub>8</sub> "	24"
					N.A.	18 <sup>15</sup> / <sub>16</sub> "–24"
<b>Single Door Tower—One Box Drawer, One File Drawer</b>						
<b>Hinged Left, Low-Pressure Laminate Case with Headset</b>						
41 <sup>3</sup> / <sub>4</sub> "	N.A.	15.906"	CRTWBFL		\$1887	\$1921
47 <sup>15</sup> / <sub>16</sub> "	41 <sup>13</sup> / <sub>16</sub> "–47 <sup>15</sup> / <sub>16</sub> "	15.906"	CRTWBFL		\$1973	\$2009
54 <sup>1</sup> / <sub>8</sub> "	48"–54 <sup>1</sup> / <sub>8</sub> "	15.906"	CRTWBFL		\$2067	\$2105
66 <sup>1</sup> / <sub>2</sub> "	54 <sup>3</sup> / <sub>16</sub> "–66 <sup>1</sup> / <sub>2</sub> "	15.906"	CRTWBFL		\$2166	\$2206
72"	66 <sup>9</sup> / <sub>16</sub> "–72"	15.906"	CRTWBFL		\$2264	\$2306
78"	72 <sup>1</sup> / <sub>16</sub> "–78"	15.906"	CRTWBFL		\$2367	\$2412
84"	78 <sup>1</sup> / <sub>16</sub> "–84"	15.906"	CRTWBFL		\$2476	\$2522
<b>Hinged Left, Low-Pressure Laminate Case with High-Pressure Laminate Headset</b>						
41 <sup>3</sup> / <sub>4</sub> "	N.A.	15.906"	CRTWBFL		\$2022	\$2058
47 <sup>15</sup> / <sub>16</sub> "	41 <sup>13</sup> / <sub>16</sub> "–47 <sup>15</sup> / <sub>16</sub> "	15.906"	CRTWBFL		\$2115	\$2154
54 <sup>1</sup> / <sub>8</sub> "	48"–54 <sup>1</sup> / <sub>8</sub> "	15.906"	CRTWBFL		\$2216	\$2258
66 <sup>1</sup> / <sub>2</sub> "	54 <sup>3</sup> / <sub>16</sub> "–66 <sup>1</sup> / <sub>2</sub> "	15.906"	CRTWBFL		\$2323	\$2366
72"	66 <sup>9</sup> / <sub>16</sub> "–72"	15.906"	CRTWBFL		\$2429	\$2475
78"	72 <sup>1</sup> / <sub>16</sub> "–78"	15.906"	CRTWBFL		\$2540	\$2589
84"	78 <sup>1</sup> / <sub>16</sub> "–84"	15.906"	CRTWBFL		\$2658	\$2708
<b>Hinged Left, High-Pressure Laminate Case with Headset</b>						
41 <sup>3</sup> / <sub>4</sub> "	N.A.	15.906"	CRTWBFL		\$2309	\$2350
47 <sup>15</sup> / <sub>16</sub> "	41 <sup>13</sup> / <sub>16</sub> "–47 <sup>15</sup> / <sub>16</sub> "	15.906"	CRTWBFL		\$2416	\$2461
54 <sup>1</sup> / <sub>8</sub> "	48"–54 <sup>1</sup> / <sub>8</sub> "	15.906"	CRTWBFL		\$2533	\$2582
66 <sup>1</sup> / <sub>2</sub> "	54 <sup>3</sup> / <sub>16</sub> "–66 <sup>1</sup> / <sub>2</sub> "	15.906"	CRTWBFL		\$2657	\$2707
72"	66 <sup>9</sup> / <sub>16</sub> "–72"	15.906"	CRTWBFL		\$2780	\$2833
78"	72 <sup>1</sup> / <sub>16</sub> "–78"	15.906"	CRTWBFL		\$2908	\$2965
84"	78 <sup>1</sup> / <sub>16</sub> "–84"	15.906"	CRTWBFL		\$3045	\$3103

► Specification Information, continued on next page



## For Canadian Pricing

Multiply U.S. Price by the Canadian price factor.

► See page 1 for details.

## Single-Door Towers, continued

## ► Specification Information, continued from previous page

## Specification Information

Modular Height	Parametric Height	Modular Width	Style Number	Modular Depth Parametric Depth	U.S. Base Prices	
					18 <sup>7</sup> / <sub>8</sub> "	24"
					N.A.	18 <sup>15</sup> / <sub>16</sub> "–24"

## Single Door Tower—One Box Drawer, One File Drawer, continued

## Hinged Right, Low-Pressure Laminate Case with Headset

41 <sup>3</sup> / <sub>4</sub> "	N.A.	15.906"	CRTWBFR		\$1887	\$1921
47 <sup>15</sup> / <sub>16</sub> "	41 <sup>13</sup> / <sub>16</sub> "–47 <sup>15</sup> / <sub>16</sub> "	15.906"	CRTWBFR		\$1973	\$2009
54 <sup>1</sup> / <sub>8</sub> "	48"–54 <sup>1</sup> / <sub>8</sub> "	15.906"	CRTWBFR		\$2067	\$2105
66 <sup>1</sup> / <sub>2</sub> "	54 <sup>3</sup> / <sub>16</sub> "–66 <sup>1</sup> / <sub>2</sub> "	15.906"	CRTWBFR		\$2166	\$2206
72"	66 <sup>9</sup> / <sub>16</sub> "–72"	15.906"	CRTWBFR		\$2264	\$2306
78"	72 <sup>1</sup> / <sub>16</sub> "–78"	15.906"	CRTWBFR		\$2367	\$2412
84"	78 <sup>1</sup> / <sub>16</sub> "–84"	15.906"	CRTWBFR		\$2476	\$2522


## Hinged Right, Low-Pressure Laminate Case with High-Pressure Laminate Headset

41 <sup>3</sup> / <sub>4</sub> "	N.A.	15.906"	CRTWBFR		\$2022	\$2058
47 <sup>15</sup> / <sub>16</sub> "	41 <sup>13</sup> / <sub>16</sub> "–47 <sup>15</sup> / <sub>16</sub> "	15.906"	CRTWBFR		\$2115	\$2154
54 <sup>1</sup> / <sub>8</sub> "	48"–54 <sup>1</sup> / <sub>8</sub> "	15.906"	CRTWBFR		\$2216	\$2258
66 <sup>1</sup> / <sub>2</sub> "	54 <sup>3</sup> / <sub>16</sub> "–66 <sup>1</sup> / <sub>2</sub> "	15.906"	CRTWBFR		\$2323	\$2366
72"	66 <sup>9</sup> / <sub>16</sub> "–72"	15.906"	CRTWBFR		\$2429	\$2475
78"	72 <sup>1</sup> / <sub>16</sub> "–78"	15.906"	CRTWBFR		\$2540	\$2589
84"	78 <sup>1</sup> / <sub>16</sub> "–84"	15.906"	CRTWBFR		\$2658	\$2708

## Hinged Right, High-Pressure Laminate Case with Headset

41 <sup>3</sup> / <sub>4</sub> "	N.A.	15.906"	CRTWBFR		\$2309	\$2350
47 <sup>15</sup> / <sub>16</sub> "	41 <sup>13</sup> / <sub>16</sub> "–47 <sup>15</sup> / <sub>16</sub> "	15.906"	CRTWBFR		\$2416	\$2461
54 <sup>1</sup> / <sub>8</sub> "	48"–54 <sup>1</sup> / <sub>8</sub> "	15.906"	CRTWBFR		\$2533	\$2582
66 <sup>1</sup> / <sub>2</sub> "	54 <sup>3</sup> / <sub>16</sub> "–66 <sup>1</sup> / <sub>2</sub> "	15.906"	CRTWBFR		\$2657	\$2707
72"	66 <sup>9</sup> / <sub>16</sub> "–72"	15.906"	CRTWBFR		\$2780	\$2833
78"	72 <sup>1</sup> / <sub>16</sub> "–78"	15.906"	CRTWBFR		\$2908	\$2965
84"	78 <sup>1</sup> / <sub>16</sub> "–84"	15.906"	CRTWBFR		\$3045	\$3103

## ► Specification Information, continued on next page



## For Canadian Pricing

Multiply U.S. Price by the Canadian price factor.

► See page 1 for details.

## ► Specification Information, continued from previous page

## Specification Information

Modular Height	Parametric Height	Modular Width	Style Number	Modular Depth Parametric Depth	U.S. Base Prices	
					18 <sup>7</sup> / <sub>8</sub> "	24"
					N.A.	18 <sup>15</sup> / <sub>16</sub> "–24"

## Single Door Tower—Two File Drawers

## Hinged Left, Low-Pressure Laminate Case with Headset

41 <sup>3</sup> / <sub>4</sub> "	N.A.	15.906"	CRTWFFL		\$1955	\$1991
47 <sup>15</sup> / <sub>16</sub> "	41 <sup>13</sup> / <sub>16</sub> "–47 <sup>15</sup> / <sub>16</sub> "	15.906"	CRTWFFL		\$2048	\$2086
54 <sup>1</sup> / <sub>8</sub> "	48"–54 <sup>1</sup> / <sub>8</sub> "	15.906"	CRTWFFL		\$2145	\$2185
66 <sup>1</sup> / <sub>2</sub> "	54 <sup>3</sup> / <sub>16</sub> "–66 <sup>1</sup> / <sub>2</sub> "	15.906"	CRTWFFL		\$2246	\$2288
72"	66 <sup>9</sup> / <sub>16</sub> "–72"	15.906"	CRTWFFL		\$2349	\$2392
78"	72 <sup>1</sup> / <sub>16</sub> "–78"	15.906"	CRTWFFL		\$2456	\$2502
84"	78 <sup>1</sup> / <sub>16</sub> "–84"	15.906"	CRTWFFL		\$2569	\$2617


## Hinged Left, Low-Pressure Laminate Case with High-Pressure Laminate Headset

41 <sup>3</sup> / <sub>4</sub> "	N.A.	15.906"	CRTWFFL		\$2095	\$2134
47 <sup>15</sup> / <sub>16</sub> "	41 <sup>13</sup> / <sub>16</sub> "–47 <sup>15</sup> / <sub>16</sub> "	15.906"	CRTWFFL		\$2196	\$2238
54 <sup>1</sup> / <sub>8</sub> "	48"–54 <sup>1</sup> / <sub>8</sub> "	15.906"	CRTWFFL		\$2301	\$2344
66 <sup>1</sup> / <sub>2</sub> "	54 <sup>3</sup> / <sub>16</sub> "–66 <sup>1</sup> / <sub>2</sub> "	15.906"	CRTWFFL		\$2410	\$2454
72"	66 <sup>9</sup> / <sub>16</sub> "–72"	15.906"	CRTWFFL		\$2521	\$2567
78"	72 <sup>1</sup> / <sub>16</sub> "–78"	15.906"	CRTWFFL		\$2636	\$2686
84"	78 <sup>1</sup> / <sub>16</sub> "–84"	15.906"	CRTWFFL		\$2759	\$2810

## Hinged Left, High-Pressure Laminate Case with Headset

41 <sup>3</sup> / <sub>4</sub> "	N.A.	15.906"	CRTWFFL		\$2393	\$2438
47 <sup>15</sup> / <sub>16</sub> "	41 <sup>13</sup> / <sub>16</sub> "–47 <sup>15</sup> / <sub>16</sub> "	15.906"	CRTWFFL		\$2510	\$2557
54 <sup>1</sup> / <sub>8</sub> "	48"–54 <sup>1</sup> / <sub>8</sub> "	15.906"	CRTWFFL		\$2632	\$2682
66 <sup>1</sup> / <sub>2</sub> "	54 <sup>3</sup> / <sub>16</sub> "–66 <sup>1</sup> / <sub>2</sub> "	15.906"	CRTWFFL		\$2758	\$2810
72"	66 <sup>9</sup> / <sub>16</sub> "–72"	15.906"	CRTWFFL		\$2886	\$2940
78"	72 <sup>1</sup> / <sub>16</sub> "–78"	15.906"	CRTWFFL		\$3020	\$3077
84"	78 <sup>1</sup> / <sub>16</sub> "–84"	15.906"	CRTWFFL		\$3162	\$3221

## ► Specification Information, continued on next page



## For Canadian Pricing

Multiply U.S. Price by the Canadian price factor.

► See page 1 for details.

## Single-Door Towers, continued

## ► Specification Information, continued from previous page

## Specification Information

Modular Height	Parametric Height	Modular Width	Style Number	Modular Depth Parametric Depth	U.S. Base Prices	
					18 <sup>7</sup> / <sub>8</sub> "	24"
					N.A.	18 <sup>15</sup> / <sub>16</sub> "–24"

## Single Door Tower—Two File Drawers, continued

## Hinged Right, Low-Pressure Laminate Case with Headset


41 <sup>3</sup> / <sub>4</sub> "	N.A.	15.906"	CRTWFFR		\$1955	\$1991
47 <sup>15</sup> / <sub>16</sub> "	41 <sup>13</sup> / <sub>16</sub> "–47 <sup>15</sup> / <sub>16</sub> "	15.906"	CRTWFFR		\$2048	\$2086
54 <sup>1</sup> / <sub>8</sub> "	48"–54 <sup>1</sup> / <sub>8</sub> "	15.906"	CRTWFFR		\$2145	\$2185
66 <sup>1</sup> / <sub>2</sub> "	54 <sup>3</sup> / <sub>16</sub> "–66 <sup>1</sup> / <sub>2</sub> "	15.906"	CRTWFFR		\$2246	\$2288
72"	66 <sup>9</sup> / <sub>16</sub> "–72"	15.906"	CRTWFFR		\$2349	\$2392
78"	72 <sup>1</sup> / <sub>16</sub> "–78"	15.906"	CRTWFFR		\$2456	\$2502
84"	78 <sup>1</sup> / <sub>16</sub> "–84"	15.906"	CRTWFFR		\$2569	\$2617

## Hinged Right, Low-Pressure Laminate Case with High-Pressure Laminate Headset

41 <sup>3</sup> / <sub>4</sub> "	N.A.	15.906"	CRTWFFR		\$2095	\$2134
47 <sup>15</sup> / <sub>16</sub> "	41 <sup>13</sup> / <sub>16</sub> "–47 <sup>15</sup> / <sub>16</sub> "	15.906"	CRTWFFR		\$2196	\$2238
54 <sup>1</sup> / <sub>8</sub> "	48"–54 <sup>1</sup> / <sub>8</sub> "	15.906"	CRTWFFR		\$2301	\$2344
66 <sup>1</sup> / <sub>2</sub> "	54 <sup>3</sup> / <sub>16</sub> "–66 <sup>1</sup> / <sub>2</sub> "	15.906"	CRTWFFR		\$2410	\$2454
72"	66 <sup>9</sup> / <sub>16</sub> "–72"	15.906"	CRTWFFR		\$2521	\$2567
78"	72 <sup>1</sup> / <sub>16</sub> "–78"	15.906"	CRTWFFR		\$2636	\$2686
84"	78 <sup>1</sup> / <sub>16</sub> "–84"	15.906"	CRTWFFR		\$2759	\$2810

## Hinged Right, High-Pressure Laminate Case with Headset

41 <sup>3</sup> / <sub>4</sub> "	N.A.	15.906"	CRTWFFR		\$2393	\$2438
47 <sup>15</sup> / <sub>16</sub> "	41 <sup>13</sup> / <sub>16</sub> "–47 <sup>15</sup> / <sub>16</sub> "	15.906"	CRTWFFR		\$2510	\$2557
54 <sup>1</sup> / <sub>8</sub> "	48"–54 <sup>1</sup> / <sub>8</sub> "	15.906"	CRTWFFR		\$2632	\$2682
66 <sup>1</sup> / <sub>2</sub> "	54 <sup>3</sup> / <sub>16</sub> "–66 <sup>1</sup> / <sub>2</sub> "	15.906"	CRTWFFR		\$2758	\$2810
72"	66 <sup>9</sup> / <sub>16</sub> "–72"	15.906"	CRTWFFR		\$2886	\$2940
78"	72 <sup>1</sup> / <sub>16</sub> "–78"	15.906"	CRTWFFR		\$3020	\$3077
84"	78 <sup>1</sup> / <sub>16</sub> "–84"	15.906"	CRTWFFR		\$3162	\$3221
.	.	.	.	.	.	.



## For Canadian Pricing

Multiply U.S. Price by the Canadian price factor.

► See page 1 for details.





# Dual-Door Towers



Left-hand unit

► Need help?  
Product details,  
page 98

## Standard Includes

- 24"W dual-door tower:
  - Low-Pressure Laminate case with matching or contrasting Low-Pressure Laminate headset
  - Low-Pressure Laminate case with High-Pressure Laminate headset, if selected
  - High-Pressure Laminate case with matching or contrasting High-Pressure Laminate headset, if selected
- 1" thick top: laminate to match case
- Lock plug
- Two counterweights
- 1¼" leveling glides
- Shipped fully assembled
- Fixed top shelf in cabinet on units 66½"H and taller
- Shelf(s) in tower side depending on height

## Required to Specify

Style number

*Tip: Shelf count (tower side) depends on height of unit.*

► Tower and Cabinet Interior Configurations, page 10, for more information.

*Tip: Coat rods available on 24"D units.*

**For laminate price group 2 and higher pricing,** please refer to the electronic catalog or SmartTools.

	Options	U.S. Price	Required to Specify
<b>Size Option</b>	<ul style="list-style-type: none"> <li>• Modular</li> <li>• Parametric</li> </ul>	Prices at right Prices at right	Specify <i>with modular</i> . Specify <i>with parametric</i> .
<b>Depth</b>	<ul style="list-style-type: none"> <li>• 18⅞"D</li> <li>• 24"D</li> </ul>	Prices at right Prices at right	Specify 18⅞" depth. Specify 24" depth.
<b>Height</b>	<ul style="list-style-type: none"> <li>• 41¾"H</li> <li>• 47⅛⅝"H</li> <li>• 54⅛"H</li> <li>• 66½"H</li> <li>• 72"H</li> <li>• 78"H</li> <li>• 84"H</li> </ul>	Prices at right Prices at right Prices at right Prices at right Prices at right Prices at right Prices at right	Specify 41¾" height. Specify 47⅛⅝" height. Specify 54⅛" height. Specify 66½" height. Specify 72" height. Specify 78" height. Specify 84" height.
<b>Interior Configuration</b>	<ul style="list-style-type: none"> <li>• Coat Hook</li> <li>• Coat Rod</li> </ul>	No cost No cost	Specify <i>with coat hook</i> . Specify <i>with coat rod</i> .
<b>Case</b>	<ul style="list-style-type: none"> <li>• Low-Pressure Laminate (LPL) price group 1</li> <li>• High-Pressure Laminate (HPL) price group 1</li> <li>• High-Pressure Laminate (HPL) price group 2</li> <li>• High-Pressure Laminate (HPL) price group 3</li> <li>• Open Line laminate</li> </ul>	No cost Prices at right See information at left See information at left +\$102 plus cost of laminate	Specify laminate color number. Specify laminate color number. Specify laminate color number. Specify laminate color number. ► See <i>Surface Material Reference Manual</i> .
<b>Headset</b>	<ul style="list-style-type: none"> <li>• Low-Pressure Laminate (LPL) price group 1</li> <li>• High-Pressure Laminate (HPL) price group 1</li> <li>• High-Pressure Laminate (HPL) price group 2</li> <li>• High-Pressure Laminate (HPL) price group 3</li> <li>• Open Line laminate</li> </ul>	No cost Prices at right See information at left See information at left +\$102 plus cost of laminate	Specify laminate color number. Specify laminate color number. Specify laminate color number. Specify laminate color number. ► See <i>Surface Material Reference Manual</i> .
<b>Pulls</b>	<ul style="list-style-type: none"> <li>• Contemporary</li> <li>• Handle</li> <li>• Ledge</li> <li>• Jazz</li> <li>• Inset</li> <li>• Nile</li> <li>• Bar</li> </ul>	No cost No cost No cost +\$ 27 per pull +\$ 36 per pull +\$ 37 per pull +\$ 39 per pull	Specify <i>with contemporary pull</i> . Specify <i>with handle pull</i> . Specify <i>with ledge pull</i> . Specify <i>with jazz pull</i> . Specify <i>with inset pull</i> . Specify <i>with nile pull</i> . Specify <i>with bar pull</i> .
<b>Keys</b>	<ul style="list-style-type: none"> <li>• Key plug</li> <li>• Master key plug</li> </ul>	No cost +\$ 36 per lock	Specify <i>with key plug</i> . Specify <i>with master key plug</i> .



**For Canadian Pricing**  
Multiply U.S. Price by the Canadian price factor.  
► See page 1 for details.

## Specification Information

Modular Height	Parametric Height	Modular Width	Style Number	Modular Depth Parametric Depth	U.S. Base Prices	
					18 <sup>7</sup> / <sub>8</sub> "	24"
					N.A.	18 <sup>15</sup> / <sub>16</sub> "–24"

## Dual Door Tower—One Box Drawer, One File Drawer

## Cabinet Left, Low-Pressure Laminate Case with Headset

41 <sup>3</sup> / <sub>4</sub> "	N.A.	24"	CRTWDBFL		\$2006	\$2043
47 <sup>15</sup> / <sub>16</sub> "	41 <sup>13</sup> / <sub>16</sub> "–47 <sup>15</sup> / <sub>16</sub> "	24"	CRTWDBFL		\$2101	\$2140
54 <sup>1</sup> / <sub>8</sub> "	48"–54 <sup>1</sup> / <sub>8</sub> "	24"	CRTWDBFL		\$2341	\$2384
66 <sup>1</sup> / <sub>2</sub> "	54 <sup>3</sup> / <sub>16</sub> "–66 <sup>1</sup> / <sub>2</sub> "	24"	CRTWDBFL		\$2551	\$2601
72"	66 <sup>9</sup> / <sub>16</sub> "–72"	24"	CRTWDBFL		\$2669	\$2721
78"	72 <sup>1</sup> / <sub>16</sub> "–78"	24"	CRTWDBFL		\$2792	\$2847
84"	78 <sup>1</sup> / <sub>16</sub> "–84"	24"	CRTWDBFL		\$2922	\$2979


## Cabinet Left, Low-Pressure Laminate Case with High-Pressure Laminate Headset

41 <sup>3</sup> / <sub>4</sub> "	N.A.	24"	CRTWDBFL		\$2150	\$2190
47 <sup>15</sup> / <sub>16</sub> "	41 <sup>13</sup> / <sub>16</sub> "–47 <sup>15</sup> / <sub>16</sub> "	24"	CRTWDBFL		\$2254	\$2295
54 <sup>1</sup> / <sub>8</sub> "	48"–54 <sup>1</sup> / <sub>8</sub> "	24"	CRTWDBFL		\$2513	\$2558
66 <sup>1</sup> / <sub>2</sub> "	54 <sup>3</sup> / <sub>16</sub> "–66 <sup>1</sup> / <sub>2</sub> "	24"	CRTWDBFL		\$2738	\$2793
72"	66 <sup>9</sup> / <sub>16</sub> "–72"	24"	CRTWDBFL		\$2866	\$2923
78"	72 <sup>1</sup> / <sub>16</sub> "–78"	24"	CRTWDBFL		\$2999	\$3059
84"	78 <sup>1</sup> / <sub>16</sub> "–84"	24"	CRTWDBFL		\$3140	\$3201

## Cabinet Left, High-Pressure Laminate Case with Headset

41 <sup>3</sup> / <sub>4</sub> "	N.A.	24"	CRTWDBFL		\$2456	\$2504
47 <sup>15</sup> / <sub>16</sub> "	41 <sup>13</sup> / <sub>16</sub> "–47 <sup>15</sup> / <sub>16</sub> "	24"	CRTWDBFL		\$2578	\$2626
54 <sup>1</sup> / <sub>8</sub> "	48"–54 <sup>1</sup> / <sub>8</sub> "	24"	CRTWDBFL		\$2876	\$2930
66 <sup>1</sup> / <sub>2</sub> "	54 <sup>3</sup> / <sub>16</sub> "–66 <sup>1</sup> / <sub>2</sub> "	24"	CRTWDBFL		\$3138	\$3201
72"	66 <sup>9</sup> / <sub>16</sub> "–72"	24"	CRTWDBFL		\$3286	\$3352
78"	72 <sup>1</sup> / <sub>16</sub> "–78"	24"	CRTWDBFL		\$3440	\$3509
84"	78 <sup>1</sup> / <sub>16</sub> "–84"	24"	CRTWDBFL		\$3603	\$3674

► Specification Information, continued on next page



Left-hand unit



## For Canadian Pricing

Multiply U.S. Price by the Canadian price factor.

► See page 1 for details.

## Dual-Door Towers, continued

## ► Specification Information, continued from previous page

## Specification Information

Modular Height	Parametric Height	Modular Width	Style Number	Modular Depth Parametric Depth	U.S. Base Prices	
					18 <sup>7</sup> / <sub>8</sub> "	24"
					N.A.	18 <sup>15</sup> / <sub>16</sub> "–24"

## Dual Door Tower—One Box Drawer, One File Drawer, continued

## Cabinet Right, Low-Pressure Laminate Case with Headset

41 <sup>3</sup> / <sub>4</sub> "	N.A.	24"	CRTWDBFR		\$2006	\$2043
47 <sup>15</sup> / <sub>16</sub> "	41 <sup>13</sup> / <sub>16</sub> "–47 <sup>15</sup> / <sub>16</sub> "	24"	CRTWDBFR		\$2101	\$2140
54 <sup>1</sup> / <sub>8</sub> "	48"–54 <sup>1</sup> / <sub>8</sub> "	24"	CRTWDBFR		\$2341	\$2384
66 <sup>1</sup> / <sub>2</sub> "	54 <sup>3</sup> / <sub>16</sub> "–66 <sup>1</sup> / <sub>2</sub> "	24"	CRTWDBFR		\$2551	\$2601
72"	66 <sup>9</sup> / <sub>16</sub> "–72"	24"	CRTWDBFR		\$2669	\$2721
78"	72 <sup>1</sup> / <sub>16</sub> "–78"	24"	CRTWDBFR		\$2792	\$2847
84"	78 <sup>1</sup> / <sub>16</sub> "–84"	24"	CRTWDBFR		\$2922	\$2979


## Cabinet Right, Low-Pressure Laminate Case with High-Pressure Laminate Headset

41 <sup>3</sup> / <sub>4</sub> "	N.A.	24"	CRTWDBFR		\$2150	\$2190
47 <sup>15</sup> / <sub>16</sub> "	41 <sup>13</sup> / <sub>16</sub> "–47 <sup>15</sup> / <sub>16</sub> "	24"	CRTWDBFR		\$2254	\$2295
54 <sup>1</sup> / <sub>8</sub> "	48"–54 <sup>1</sup> / <sub>8</sub> "	24"	CRTWDBFR		\$2513	\$2558
66 <sup>1</sup> / <sub>2</sub> "	54 <sup>3</sup> / <sub>16</sub> "–66 <sup>1</sup> / <sub>2</sub> "	24"	CRTWDBFR		\$2738	\$2793
72"	66 <sup>9</sup> / <sub>16</sub> "–72"	24"	CRTWDBFR		\$2866	\$2923
78"	72 <sup>1</sup> / <sub>16</sub> "–78"	24"	CRTWDBFR		\$2999	\$3059
84"	78 <sup>1</sup> / <sub>16</sub> "–84"	24"	CRTWDBFR		\$3140	\$3201

## Cabinet Right, High-Pressure Laminate Case with Headset

41 <sup>3</sup> / <sub>4</sub> "	N.A.	24"	CRTWDBFR		\$2456	\$2504
47 <sup>15</sup> / <sub>16</sub> "	41 <sup>13</sup> / <sub>16</sub> "–47 <sup>15</sup> / <sub>16</sub> "	24"	CRTWDBFR		\$2578	\$2626
54 <sup>1</sup> / <sub>8</sub> "	48"–54 <sup>1</sup> / <sub>8</sub> "	24"	CRTWDBFR		\$2876	\$2930
66 <sup>1</sup> / <sub>2</sub> "	54 <sup>3</sup> / <sub>16</sub> "–66 <sup>1</sup> / <sub>2</sub> "	24"	CRTWDBFR		\$3138	\$3201
72"	66 <sup>9</sup> / <sub>16</sub> "–72"	24"	CRTWDBFR		\$3286	\$3352
78"	72 <sup>1</sup> / <sub>16</sub> "–78"	24"	CRTWDBFR		\$3440	\$3509
84"	78 <sup>1</sup> / <sub>16</sub> "–84"	24"	CRTWDBFR		\$3603	\$3674

## ► Specification Information, continued on next page



Right-hand unit



## For Canadian Pricing

Multiply U.S. Price by the Canadian price factor.

► See page 1 for details.

## ► Specification Information, continued from previous page

## Specification Information

Modular Height	Parametric Height	Modular Width	Style Number	Modular Depth Parametric Depth	U.S. Base Prices	
					18 <sup>7</sup> / <sub>8</sub> "	24"
					N.A.	18 <sup>15</sup> / <sub>16</sub> "–24"

## Dual Door Tower—Two File Drawers

## Cabinet Left, Low-Pressure Laminate Case with Headset

41 <sup>3</sup> / <sub>4</sub> "	N.A.	24"	CRTWDFFL		\$2081	\$2121
47 <sup>15</sup> / <sub>16</sub> "	41 <sup>13</sup> / <sub>16</sub> "–47 <sup>15</sup> / <sub>16</sub> "	24"	CRTWDFFL		\$2181	\$2222
54 <sup>1</sup> / <sub>8</sub> "	48"–54 <sup>1</sup> / <sub>8</sub> "	24"	CRTWDFFL		\$2431	\$2475
66 <sup>1</sup> / <sub>2</sub> "	54 <sup>3</sup> / <sub>16</sub> "–66 <sup>1</sup> / <sub>2</sub> "	24"	CRTWDFFL		\$2649	\$2700
72"	66 <sup>9</sup> / <sub>16</sub> "–72"	24"	CRTWDFFL		\$2771	\$2825
78"	72 <sup>1</sup> / <sub>16</sub> "–78"	24"	CRTWDFFL		\$2900	\$2956
84"	78 <sup>1</sup> / <sub>16</sub> "–84"	24"	CRTWDFFL		\$3035	\$3094


## Cabinet Left, Low-Pressure Laminate Case with High-Pressure Laminate Headset

41 <sup>3</sup> / <sub>4</sub> "	N.A.	24"	CRTWDFFL		\$2233	\$2275
47 <sup>15</sup> / <sub>16</sub> "	41 <sup>13</sup> / <sub>16</sub> "–47 <sup>15</sup> / <sub>16</sub> "	24"	CRTWDFFL		\$2340	\$2383
54 <sup>1</sup> / <sub>8</sub> "	48"–54 <sup>1</sup> / <sub>8</sub> "	24"	CRTWDFFL		\$2610	\$2657
66 <sup>1</sup> / <sub>2</sub> "	54 <sup>3</sup> / <sub>16</sub> "–66 <sup>1</sup> / <sub>2</sub> "	24"	CRTWDFFL		\$2845	\$2899
72"	66 <sup>9</sup> / <sub>16</sub> "–72"	24"	CRTWDFFL		\$2977	\$3035
78"	72 <sup>1</sup> / <sub>16</sub> "–78"	24"	CRTWDFFL		\$3116	\$3177
84"	78 <sup>1</sup> / <sub>16</sub> "–84"	24"	CRTWDFFL		\$3262	\$3326

## Cabinet Left, High-Pressure Laminate Case with Headset

41 <sup>3</sup> / <sub>4</sub> "	N.A.	24"	CRTWDFFL		\$2552	\$2602
47 <sup>15</sup> / <sub>16</sub> "	41 <sup>13</sup> / <sub>16</sub> "–47 <sup>15</sup> / <sub>16</sub> "	24"	CRTWDFFL		\$2678	\$2726
54 <sup>1</sup> / <sub>8</sub> "	48"–54 <sup>1</sup> / <sub>8</sub> "	24"	CRTWDFFL		\$2989	\$3044
66 <sup>1</sup> / <sub>2</sub> "	54 <sup>3</sup> / <sub>16</sub> "–66 <sup>1</sup> / <sub>2</sub> "	24"	CRTWDFFL		\$3261	\$3325
72"	66 <sup>9</sup> / <sub>16</sub> "–72"	24"	CRTWDFFL		\$3414	\$3481
78"	72 <sup>1</sup> / <sub>16</sub> "–78"	24"	CRTWDFFL		\$3575	\$3646
84"	78 <sup>1</sup> / <sub>16</sub> "–84"	24"	CRTWDFFL		\$3744	\$3818
.	.	.	.	.	.	.

## ► Specification Information, continued on next page



Left-hand unit



## For Canadian Pricing

Multiply U.S. Price by the Canadian price factor.

► See page 1 for details.

## Dual-Door Towers, continued

## ► Specification Information, continued from previous page

## Specification Information

Modular Height	Parametric Height	Modular Width	Style Number	Modular Depth Parametric Depth	U.S. Base Prices	
					18 <sup>7</sup> / <sub>8</sub> "	24"
					N.A.	18 <sup>15</sup> / <sub>16</sub> "–24"

## Dual Door Tower—Two File Drawers, continued

## Cabinet Right, Low-Pressure Laminate Case with Headset


41 <sup>3</sup> / <sub>4</sub> "	N.A.	24"	CRTWDFFR		\$2081	\$2121
47 <sup>15</sup> / <sub>16</sub> "	41 <sup>13</sup> / <sub>16</sub> "–47 <sup>15</sup> / <sub>16</sub> "	24"	CRTWDFFR		\$2181	\$2222
54 <sup>1</sup> / <sub>8</sub> "	48"–54 <sup>1</sup> / <sub>8</sub> "	24"	CRTWDFFR		\$2431	\$2475
66 <sup>1</sup> / <sub>2</sub> "	54 <sup>3</sup> / <sub>16</sub> "–66 <sup>1</sup> / <sub>2</sub> "	24"	CRTWDFFR		\$2649	\$2700
72"	66 <sup>9</sup> / <sub>16</sub> "–72"	24"	CRTWDFFR		\$2771	\$2825
78"	72 <sup>1</sup> / <sub>16</sub> "–78"	24"	CRTWDFFR		\$2900	\$2956
84"	78 <sup>1</sup> / <sub>16</sub> "–84"	24"	CRTWDFFR		\$3035	\$3094

## Cabinet Right, Low-Pressure Laminate Case with High-Pressure Laminate Headset

41 <sup>3</sup> / <sub>4</sub> "	N.A.	24"	CRTWDFFR		\$2233	\$2275
47 <sup>15</sup> / <sub>16</sub> "	41 <sup>13</sup> / <sub>16</sub> "–47 <sup>15</sup> / <sub>16</sub> "	24"	CRTWDFFR		\$2340	\$2383
54 <sup>1</sup> / <sub>8</sub> "	48"–54 <sup>1</sup> / <sub>8</sub> "	24"	CRTWDFFR		\$2610	\$2657
66 <sup>1</sup> / <sub>2</sub> "	54 <sup>3</sup> / <sub>16</sub> "–66 <sup>1</sup> / <sub>2</sub> "	24"	CRTWDFFR		\$2845	\$2899
72"	66 <sup>9</sup> / <sub>16</sub> "–72"	24"	CRTWDFFR		\$2977	\$3035
78"	72 <sup>1</sup> / <sub>16</sub> "–78"	24"	CRTWDFFR		\$3116	\$3177
84"	78 <sup>1</sup> / <sub>16</sub> "–84"	24"	CRTWDFFR		\$3262	\$3326

## Cabinet Right, High-Pressure Laminate Case with Headset

41 <sup>3</sup> / <sub>4</sub> "	N.A.	24"	CRTWDFFR		\$2552	\$2602
47 <sup>15</sup> / <sub>16</sub> "	41 <sup>13</sup> / <sub>16</sub> "–47 <sup>15</sup> / <sub>16</sub> "	24"	CRTWDFFR		\$2678	\$2726
54 <sup>1</sup> / <sub>8</sub> "	48"–54 <sup>1</sup> / <sub>8</sub> "	24"	CRTWDFFR		\$2989	\$3044
66 <sup>1</sup> / <sub>2</sub> "	54 <sup>3</sup> / <sub>16</sub> "–66 <sup>1</sup> / <sub>2</sub> "	24"	CRTWDFFR		\$3261	\$3325
72"	66 <sup>9</sup> / <sub>16</sub> "–72"	24"	CRTWDFFR		\$3414	\$3481
78"	72 <sup>1</sup> / <sub>16</sub> "–78"	24"	CRTWDFFR		\$3575	\$3646
84"	78 <sup>1</sup> / <sub>16</sub> "–84"	24"	CRTWDFFR		\$3744	\$3818
.	.	.	.	.	.	.



Right-hand unit




## For Canadian Pricing

Multiply U.S. Price by the Canadian price factor.

► See page 1 for details.



# Side Access Towers



Left-hand unit

► Need help?  
Product details,  
page 98

## Standard Includes

- 24"D x 24"W side access tower:
  - Low-Pressure Laminate case with matching or contrasting Low-Pressure Laminate headset
  - Low-Pressure Laminate case with High-Pressure Laminate headset, if selected
  - High-Pressure Laminate case with matching or contrasting High-Pressure Laminate headset, if selected
- 1" thick top: laminate to match case
- Lock plug
- Two counterweights
- 1 1/4" leveling glides
- Shipped fully assembled
- Fixed top shelf in cabinet on units 66 1/2"H and taller
- Shelf(s) in tower side depending on height

## Required to Specify

Style number

*Tip: Shelf count (tower side) depends on height of unit.*  
► Tower and Cabinet Interior Configurations, page 10, for more information.

*Tip: Coat rods available on 24"D units.*

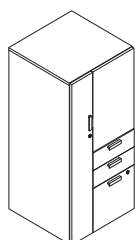
**For laminate price group 2 and higher pricing, please refer to the electronic catalog or SmartTools.**

	Options	U.S. Price	Required to Specify
<b>Size Option</b>	<ul style="list-style-type: none"> <li>• Modular</li> <li>• Parametric</li> </ul>	Prices at right Prices at right	Specify <i>with modular</i> . Specify <i>with parametric</i> .
<b>Height</b>	<ul style="list-style-type: none"> <li>• 41 3/4"H</li> <li>• 47 15/16"H</li> <li>• 54 1/8"H</li> <li>• 66 1/2"H</li> <li>• 72"H</li> <li>• 78"H</li> <li>• 84"H</li> </ul>	Prices at right Prices at right Prices at right Prices at right Prices at right Prices at right Prices at right	Specify 41 3/4" height. Specify 47 15/16" height. Specify 54 1/8" height. Specify 66 1/2" height. Specify 72" height. Specify 78" height. Specify 84" height.
<b>Interior Configuration</b>	<ul style="list-style-type: none"> <li>• Coat hook</li> <li>• Coat rod</li> </ul>	No cost No cost	Specify <i>with coat hook</i> . Specify <i>with coat rod</i> .
<b>Case</b>	<ul style="list-style-type: none"> <li>• Low-Pressure Laminate (LPL) price group 1</li> <li>• High-Pressure Laminate (HPL) price group 1</li> <li>• High-Pressure Laminate (HPL) price group 2</li> <li>• High-Pressure Laminate (HPL) price group 3</li> <li>• Open Line laminate</li> </ul>	No cost Prices at right See information at left See information at left +\$102 plus cost of laminate	Specify laminate color number. Specify laminate color number. Specify laminate color number. Specify laminate color number. ► See <i>Surface Material Reference Manual</i> .
<b>Headset</b>	<ul style="list-style-type: none"> <li>• Low-Pressure Laminate (LPL) price group 1</li> <li>• High-Pressure Laminate (HPL) price group 1</li> <li>• High-Pressure Laminate (HPL) price group 2</li> <li>• High-Pressure Laminate (HPL) price group 3</li> <li>• Open Line laminate</li> </ul>	No cost Prices at right See information at left See information at left +\$102 plus cost of laminate	Specify laminate color number. Specify laminate color number. Specify laminate color number. Specify laminate color number. ► See <i>Surface Material Reference Manual</i> .
<b>Pulls</b>	<ul style="list-style-type: none"> <li>• Contemporary</li> <li>• Handle</li> <li>• Ledge</li> <li>• Jazz</li> <li>• Inset</li> <li>• Nile</li> <li>• Bar</li> </ul>	No cost No cost No cost +\$ 27 per pull +\$ 36 per pull +\$ 37 per pull +\$ 39 per pull	Specify <i>with contemporary pull</i> . Specify <i>with handle pull</i> . Specify <i>with ledge pull</i> . Specify <i>with jazz pull</i> . Specify <i>with inset pull</i> . Specify <i>with nile pull</i> . Specify <i>with bar pull</i> .
<b>Keys</b>	<ul style="list-style-type: none"> <li>• Key plug</li> <li>• Master key plug</li> </ul>	No cost +\$ 36 per lock	Specify <i>with key plug</i> . Specify <i>with master key plug</i> .



**For Canadian Pricing**  
Multiply U.S. Price by the Canadian price factor.  
► See page 1 for details.





Left-hand unit

## Specification Information

Modular Height	Parametric Height	Modular Width	Style Number	U.S. Base Price
----------------	-------------------	---------------	--------------	-----------------

## Side Access Tower—Two Box Drawers and One File Drawer

## Cabinet Left, Low-Pressure Laminate Case with Headset

41 <sup>3</sup> / <sub>4</sub> "	N.A.	24"	CRTWSABBFL	\$2207
47 <sup>5</sup> / <sub>16</sub> "	41 <sup>13</sup> / <sub>16</sub> "–47 <sup>5</sup> / <sub>16</sub> "	24"	CRTWSABBFL	\$2312
54 <sup>1</sup> / <sub>8</sub> "	48"–54 <sup>1</sup> / <sub>8</sub> "	24"	CRTWSABBFL	\$2423
66 <sup>1</sup> / <sub>2</sub> "	54 <sup>3</sup> / <sub>16</sub> "–66 <sup>1</sup> / <sub>2</sub> "	24"	CRTWSABBFL	\$2541
72"	66 <sup>9</sup> / <sub>16</sub> "–72"	24"	CRTWSABBFL	\$2658
78"	72 <sup>1</sup> / <sub>16</sub> "–78"	24"	CRTWSABBFL	\$2781
84"	78 <sup>1</sup> / <sub>16</sub> "–84"	24"	CRTWSABBFL	\$2910

## Cabinet Left, Low-Pressure Laminate Case with High-Pressure Laminate Headset

41 <sup>3</sup> / <sub>4</sub> "	N.A.	24"	CRTWSABBFL	\$2367
47 <sup>5</sup> / <sub>16</sub> "	41 <sup>13</sup> / <sub>16</sub> "–47 <sup>5</sup> / <sub>16</sub> "	24"	CRTWSABBFL	\$2481
54 <sup>1</sup> / <sub>8</sub> "	48"–54 <sup>1</sup> / <sub>8</sub> "	24"	CRTWSABBFL	\$2602
66 <sup>1</sup> / <sub>2</sub> "	54 <sup>3</sup> / <sub>16</sub> "–66 <sup>1</sup> / <sub>2</sub> "	24"	CRTWSABBFL	\$2728
72"	66 <sup>9</sup> / <sub>16</sub> "–72"	24"	CRTWSABBFL	\$2855
78"	72 <sup>1</sup> / <sub>16</sub> "–78"	24"	CRTWSABBFL	\$2987
84"	78 <sup>1</sup> / <sub>16</sub> "–84"	24"	CRTWSABBFL	\$3127

## Cabinet Left, High-Pressure Laminate Case with Headset

41 <sup>3</sup> / <sub>4</sub> "	N.A.	24"	CRTWSABBFL	\$2708
47 <sup>5</sup> / <sub>16</sub> "	41 <sup>13</sup> / <sub>16</sub> "–47 <sup>5</sup> / <sub>16</sub> "	24"	CRTWSABBFL	\$2841
54 <sup>1</sup> / <sub>8</sub> "	48"–54 <sup>1</sup> / <sub>8</sub> "	24"	CRTWSABBFL	\$2980
66 <sup>1</sup> / <sub>2</sub> "	54 <sup>3</sup> / <sub>16</sub> "–66 <sup>1</sup> / <sub>2</sub> "	24"	CRTWSABBFL	\$3126
72"	66 <sup>9</sup> / <sub>16</sub> "–72"	24"	CRTWSABBFL	\$3273
78"	72 <sup>1</sup> / <sub>16</sub> "–78"	24"	CRTWSABBFL	\$3426
84"	78 <sup>1</sup> / <sub>16</sub> "–84"	24"	CRTWSABBFL	\$3588

► Specification Information, continued on next page



## For Canadian Pricing

Multiply U.S. Price by the Canadian price factor.

► See page 1 for details.

## Side Access Towers, continued

## ► Specification Information, continued from previous page

## Specification Information

Modular Height	Parametric Height	Modular Width	Style Number	U.S. Base Price
----------------	-------------------	---------------	--------------	-----------------

## Side Access Tower—Two Box Drawers and One File Drawer, continued

## Cabinet Right, Low-Pressure Laminate Case with Headset

41 <sup>3</sup> / <sub>4</sub> "	N.A.	24"	CRTWSABBFR	\$2207
47 <sup>15</sup> / <sub>16</sub> "	41 <sup>13</sup> / <sub>16</sub> "–47 <sup>15</sup> / <sub>16</sub> "	24"	CRTWSABBFR	\$2312
54 <sup>1</sup> / <sub>8</sub> "	48"–54 <sup>1</sup> / <sub>8</sub> "	24"	CRTWSABBFR	\$2423
66 <sup>1</sup> / <sub>2</sub> "	54 <sup>3</sup> / <sub>16</sub> "–66 <sup>1</sup> / <sub>2</sub> "	24"	CRTWSABBFR	\$2541
72"	66 <sup>9</sup> / <sub>16</sub> "–72"	24"	CRTWSABBFR	\$2658
78"	72 <sup>1</sup> / <sub>16</sub> "–78"	24"	CRTWSABBFR	\$2781
84"	78 <sup>1</sup> / <sub>16</sub> "–84"	24"	CRTWSABBFR	\$2910


## Cabinet Right, Low-Pressure Laminate Case with High-Pressure Laminate Headset

41 <sup>3</sup> / <sub>4</sub> "	N.A.	24"	CRTWSABBFR	\$2367
47 <sup>15</sup> / <sub>16</sub> "	41 <sup>13</sup> / <sub>16</sub> "–47 <sup>15</sup> / <sub>16</sub> "	24"	CRTWSABBFR	\$2481
54 <sup>1</sup> / <sub>8</sub> "	48"–54 <sup>1</sup> / <sub>8</sub> "	24"	CRTWSABBFR	\$2602
66 <sup>1</sup> / <sub>2</sub> "	54 <sup>3</sup> / <sub>16</sub> "–66 <sup>1</sup> / <sub>2</sub> "	24"	CRTWSABBFR	\$2728
72"	66 <sup>9</sup> / <sub>16</sub> "–72"	24"	CRTWSABBFR	\$2855
78"	72 <sup>1</sup> / <sub>16</sub> "–78"	24"	CRTWSABBFR	\$2987
84"	78 <sup>1</sup> / <sub>16</sub> "–84"	24"	CRTWSABBFR	\$3127

## Cabinet Right, High-Pressure Laminate Case with Headset

41 <sup>3</sup> / <sub>4</sub> "	N.A.	24"	CRTWSABBFR	\$2708
47 <sup>15</sup> / <sub>16</sub> "	41 <sup>13</sup> / <sub>16</sub> "–47 <sup>15</sup> / <sub>16</sub> "	24"	CRTWSABBFR	\$2841
54 <sup>1</sup> / <sub>8</sub> "	48"–54 <sup>1</sup> / <sub>8</sub> "	24"	CRTWSABBFR	\$2980
66 <sup>1</sup> / <sub>2</sub> "	54 <sup>3</sup> / <sub>16</sub> "–66 <sup>1</sup> / <sub>2</sub> "	24"	CRTWSABBFR	\$3126
72"	66 <sup>9</sup> / <sub>16</sub> "–72"	24"	CRTWSABBFR	\$3273
78"	72 <sup>1</sup> / <sub>16</sub> "–78"	24"	CRTWSABBFR	\$3426
84"	78 <sup>1</sup> / <sub>16</sub> "–84"	24"	CRTWSABBFR	\$3588

## ► Specification Information, continued on next page



Right-hand unit

**For Canadian Pricing**

Multiply U.S. Price by the Canadian price factor.

► See page 1 for details.

## ► Specification Information, continued from previous page

## Specification Information

Modular Height	Parametric Height	Modular Width	Style Number	U.S. Base Price
----------------	-------------------	---------------	--------------	-----------------

## Side Access Tower—Two File Drawers

## Cabinet Left, Low-Pressure Laminate Case with Headset

41 <sup>3</sup> / <sub>4</sub> "	N.A.	24"	CRTWSAFFL	\$2128
47 <sup>5</sup> / <sub>16</sub> "	41 <sup>13</sup> / <sub>16</sub> "–47 <sup>15</sup> / <sub>16</sub> "	24"	CRTWSAFFL	\$2231
54 <sup>1</sup> / <sub>8</sub> "	48"–54 <sup>1</sup> / <sub>8</sub> "	24"	CRTWSAFFL	\$2337
66 <sup>1</sup> / <sub>2</sub> "	54 <sup>3</sup> / <sub>16</sub> "–66 <sup>1</sup> / <sub>2</sub> "	24"	CRTWSAFFL	\$2449
72"	66 <sup>9</sup> / <sub>16</sub> "–72"	24"	CRTWSAFFL	\$2561
78"	72 <sup>1</sup> / <sub>16</sub> "–78"	24"	CRTWSAFFL	\$2680
84"	78 <sup>1</sup> / <sub>16</sub> "–84"	24"	CRTWSAFFL	\$2803


## Cabinet Left, Low-Pressure Laminate Case with High-Pressure Laminate Headset

41 <sup>3</sup> / <sub>4</sub> "	N.A.	24"	CRTWSAFFL	\$2283
47 <sup>5</sup> / <sub>16</sub> "	41 <sup>13</sup> / <sub>16</sub> "–47 <sup>15</sup> / <sub>16</sub> "	24"	CRTWSAFFL	\$2393
54 <sup>1</sup> / <sub>8</sub> "	48"–54 <sup>1</sup> / <sub>8</sub> "	24"	CRTWSAFFL	\$2508
66 <sup>1</sup> / <sub>2</sub> "	54 <sup>3</sup> / <sub>16</sub> "–66 <sup>1</sup> / <sub>2</sub> "	24"	CRTWSAFFL	\$2629
72"	66 <sup>9</sup> / <sub>16</sub> "–72"	24"	CRTWSAFFL	\$2750
78"	72 <sup>1</sup> / <sub>16</sub> "–78"	24"	CRTWSAFFL	\$2878
84"	78 <sup>1</sup> / <sub>16</sub> "–84"	24"	CRTWSAFFL	\$3011

## Cabinet Left, High-Pressure Laminate Case with Headset

41 <sup>3</sup> / <sub>4</sub> "	N.A.	24"	CRTWSAFFL	\$2624
47 <sup>5</sup> / <sub>16</sub> "	41 <sup>13</sup> / <sub>16</sub> "–47 <sup>15</sup> / <sub>16</sub> "	24"	CRTWSAFFL	\$2753
54 <sup>1</sup> / <sub>8</sub> "	48"–54 <sup>1</sup> / <sub>8</sub> "	24"	CRTWSAFFL	\$2886
66 <sup>1</sup> / <sub>2</sub> "	54 <sup>3</sup> / <sub>16</sub> "–66 <sup>1</sup> / <sub>2</sub> "	24"	CRTWSAFFL	\$3027
72"	66 <sup>9</sup> / <sub>16</sub> "–72"	24"	CRTWSAFFL	\$3151
78"	72 <sup>1</sup> / <sub>16</sub> "–78"	24"	CRTWSAFFL	\$3300
84"	78 <sup>1</sup> / <sub>16</sub> "–84"	24"	CRTWSAFFL	\$3454

## ► Specification Information, continued on next page



Left-hand unit



## For Canadian Pricing

Multiply U.S. Price by the Canadian price factor.

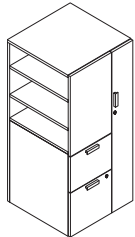
► See page 1 for details.

## Side Access Towers, continued

## ► Specification Information, continued from previous page

## Specification Information

Modular Height	Parametric Height	Modular Width	Style Number	U.S. Base Price
----------------	-------------------	---------------	--------------	-----------------



Right-hand unit

## Side Access Tower—Two File Drawers, continued

## Cabinet Right, Low-Pressure Laminate Case with Headset

41 <sup>3</sup> / <sub>4</sub> "	N.A.	24"	CRTWSAFFR	\$2128
47 <sup>15</sup> / <sub>16</sub> "	41 <sup>13</sup> / <sub>16</sub> "–47 <sup>15</sup> / <sub>16</sub> "	24"	CRTWSAFFR	\$2231
54 <sup>1</sup> / <sub>8</sub> "	48"–54 <sup>1</sup> / <sub>8</sub> "	24"	CRTWSAFFR	\$2337
66 <sup>1</sup> / <sub>2</sub> "	54 <sup>3</sup> / <sub>16</sub> "–66 <sup>1</sup> / <sub>2</sub> "	24"	CRTWSAFFR	\$2449
72"	66 <sup>9</sup> / <sub>16</sub> "–72"	24"	CRTWSAFFR	\$2561
78"	72 <sup>1</sup> / <sub>16</sub> "–78"	24"	CRTWSAFFR	\$2680
84"	78 <sup>1</sup> / <sub>16</sub> "–84"	24"	CRTWSAFFR	\$2803

## Cabinet Right, Low-Pressure Laminate Case with High-Pressure Laminate Headset

41 <sup>3</sup> / <sub>4</sub> "	N.A.	24"	CRTWSAFFR	\$2283
47 <sup>15</sup> / <sub>16</sub> "	41 <sup>13</sup> / <sub>16</sub> "–47 <sup>15</sup> / <sub>16</sub> "	24"	CRTWSAFFR	\$2393
54 <sup>1</sup> / <sub>8</sub> "	48"–54 <sup>1</sup> / <sub>8</sub> "	24"	CRTWSAFFR	\$2508
66 <sup>1</sup> / <sub>2</sub> "	54 <sup>3</sup> / <sub>16</sub> "–66 <sup>1</sup> / <sub>2</sub> "	24"	CRTWSAFFR	\$2629
72"	66 <sup>9</sup> / <sub>16</sub> "–72"	24"	CRTWSAFFR	\$2750
78"	72 <sup>1</sup> / <sub>16</sub> "–78"	24"	CRTWSAFFR	\$2878
84"	78 <sup>1</sup> / <sub>16</sub> "–84"	24"	CRTWSAFFR	\$3011

## Cabinet Right, High-Pressure Laminate Case with Headset

41 <sup>3</sup> / <sub>4</sub> "	N.A.	24"	CRTWSAFFR	\$2624
47 <sup>15</sup> / <sub>16</sub> "	41 <sup>13</sup> / <sub>16</sub> "–47 <sup>15</sup> / <sub>16</sub> "	24"	CRTWSAFFR	\$2753
54 <sup>1</sup> / <sub>8</sub> "	48"–54 <sup>1</sup> / <sub>8</sub> "	24"	CRTWSAFFR	\$2886
66 <sup>1</sup> / <sub>2</sub> "	54 <sup>3</sup> / <sub>16</sub> "–66 <sup>1</sup> / <sub>2</sub> "	24"	CRTWSAFFR	\$3027
72"	66 <sup>9</sup> / <sub>16</sub> "–72"	24"	CRTWSAFFR	\$3151
78"	72 <sup>1</sup> / <sub>16</sub> "–78"	24"	CRTWSAFFR	\$3300
84"	78 <sup>1</sup> / <sub>16</sub> "–84"	24"	CRTWSAFFR	\$3454



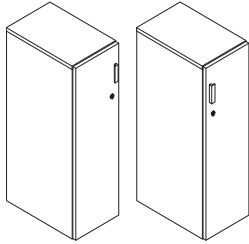
## For Canadian Pricing

Multiply U.S. Price by the Canadian price factor.

► See page 1 for details.



# Cabinets



*Tip: Cabinets must be attached to adjacent storage, a wall, or in a run of multiple cabinets, to ensure stability and prevent tipping. See Cabinets Stability Guidelines, page 11, for details of how many cabinets are required in the run based on cabinet size.*

*Tip: Coat rods available on 24"D units.*

*Tip: Cabinets 66 1/2"H and taller receive a fixed top shelf.*

**For laminate price group 2 and higher pricing, please refer to the electronic catalog or SmartTools.**



**For Canadian Pricing**  
Multiply U.S. Price by the Canadian price factor.  
▶ See page 1 for details.

Standard Includes		Required to Specify	
▶ Need help? Product details, page 98	<ul style="list-style-type: none"> <li>Cabinets:               <ul style="list-style-type: none"> <li>– Low-Pressure Laminate case with matching or contrasting Low-Pressure Laminate headset</li> <li>– Low-Pressure Laminate case with High-Pressure Laminate headset, if selected</li> <li>– High-Pressure Laminate case with matching or contrasting High-Pressure Laminate headset, if selected</li> </ul> </li> <li>1" thick top: laminate to match case</li> <li>Lock plug</li> <li>1 1/4" leveling glides</li> <li>Shipped fully assembled</li> <li>Fixed top shelf on cabinets 66 1/2"H and taller</li> </ul>	Style number	
Options		U.S. Price	Required to Specify
<b>Size Option</b>	<ul style="list-style-type: none"> <li>Modular</li> <li>Parametric</li> </ul>	Prices at right Prices at right	Specify <i>with modular</i> . Specify <i>with parametric</i> .
<b>Depth</b>	<ul style="list-style-type: none"> <li>18 7/8"D</li> <li>24"D</li> </ul>	Prices at right Prices at right	Specify 18 7/8" depth. Specify 24" depth.
<b>Width</b>	<ul style="list-style-type: none"> <li>12"W</li> <li>24"W</li> </ul>	Prices at right Prices at right	Specify 12" width. Specify 24" width.
<b>Height</b>	<ul style="list-style-type: none"> <li>41 3/4"H</li> <li>47 15/16"H</li> <li>54 1/8"H</li> <li>66 1/2"H</li> <li>72"H</li> <li>78"H</li> <li>84"H</li> </ul>	Prices at right Prices at right Prices at right Prices at right Prices at right Prices at right Prices at right	Specify 41 3/4" height. Specify 47 15/16" height. Specify 54 1/8" height. Specify 66 1/2" height. Specify 72" height. Specify 78" height. Specify 84" height.
<b>Interior Configuration</b>	<ul style="list-style-type: none"> <li>Coat hook</li> <li>Coat rod</li> </ul>	No cost No cost	Specify <i>with coat hook</i> . Specify <i>with coat rod</i> .
<b>Shelf</b>	<ul style="list-style-type: none"> <li>No shelf</li> <li>Fixed top shelf</li> </ul>	No cost +\$ 50	Specify <i>with no shelf</i> . Specify <i>with fixed top-shelf</i> .
<b>Case</b>	<ul style="list-style-type: none"> <li>Low-Pressure Laminate (LPL) price group 1</li> <li>High-Pressure Laminate (HPL) price group 1</li> <li>High-Pressure Laminate (HPL) price group 2</li> <li>High-Pressure Laminate (HPL) price group 3</li> <li>Open Line laminate</li> </ul>	No cost Prices at right See information at left See information at left +\$102 plus cost of laminate	Specify laminate color number. Specify laminate color number. Specify laminate color number. Specify laminate color number. ▶ See <i>Surface Material Reference Manual</i> .
<b>Headset</b>	<ul style="list-style-type: none"> <li>Low-Pressure Laminate (LPL) price group 1</li> <li>High-Pressure Laminate (HPL) price group 1</li> <li>High-Pressure Laminate (HPL) price group 2</li> <li>High-Pressure Laminate (HPL) price group 3</li> <li>Open Line laminate</li> </ul>	No cost Prices at right See information at left See information at left +\$102 plus cost of laminate	Specify laminate color number. Specify laminate color number. Specify laminate color number. Specify laminate color number. ▶ See <i>Surface Material Reference Manual</i> .
<b>Pulls</b>	<ul style="list-style-type: none"> <li>Contemporary</li> <li>Handle</li> <li>Ledge</li> <li>Jazz</li> <li>Inset</li> <li>Nile</li> <li>Bar</li> </ul>	No cost No cost No cost +\$ 27 per pull +\$ 36 per pull +\$ 37 per pull +\$ 39 per pull	Specify <i>with contemporary pull</i> . Specify <i>with handle pull</i> . Specify <i>with ledge pull</i> . Specify <i>with jazz pull</i> . Specify <i>with inset pull</i> . Specify <i>with Nile pull</i> . Specify <i>with bar pull</i> .

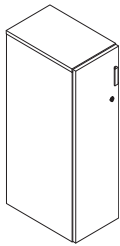
▶ Options, continued on next page

► Options, continued from previous page

Options	U.S. Price	Required to Specify
<b>Keys</b>		
• Key plug	No cost	Specify <i>with key plug</i> .
• Master key plug	+\$36 per lock	Specify <i>with master key plug</i> .

Specification Information

Modular Height	Parametric Height	Modular Width	Parametric Width	Style Number	Modular Depth Parametric Depth	U.S. Base Prices	
						18 <sup>7</sup> / <sub>8</sub> "	24"
						N.A.	18 <sup>15</sup> / <sub>16</sub> "–24"



Cabinet—Hinged Left

Low-Pressure Laminate Case with Headset

41 <sup>3</sup> / <sub>4</sub> "	N.A.	12"	N.A.	CRWDL		\$1024	\$1045
47 <sup>15</sup> / <sub>16</sub> "	41 <sup>13</sup> / <sub>16</sub> "–47 <sup>15</sup> / <sub>16</sub> "	12"	N.A.	CRWDL		\$1078	\$1100
54 <sup>1</sup> / <sub>8</sub> "	48"–54 <sup>1</sup> / <sub>8</sub> "	12"	N.A.	CRWDL		\$1135	\$1158
66 <sup>1</sup> / <sub>2</sub> "	54 <sup>3</sup> / <sub>16</sub> "–66 <sup>1</sup> / <sub>2</sub> "	12"	N.A.	CRWDL		\$1242	\$1266
72"	66 <sup>9</sup> / <sub>16</sub> "–72"	12"	N.A.	CRWDL		\$1301	\$1327
78"	72 <sup>1</sup> / <sub>16</sub> "–78"	12"	N.A.	CRWDL		\$1364	\$1391
84"	78 <sup>1</sup> / <sub>16</sub> "–84"	12"	N.A.	CRWDL		\$1430	\$1458
41 <sup>3</sup> / <sub>4</sub> "	N.A.	24"	12 <sup>1</sup> / <sub>16</sub> "–24"	CRWDL		\$1280	\$1306
47 <sup>15</sup> / <sub>16</sub> "	41 <sup>13</sup> / <sub>16</sub> "–47 <sup>15</sup> / <sub>16</sub> "	24"	12 <sup>1</sup> / <sub>16</sub> "–24"	CRWDL		\$1348	\$1375
54 <sup>1</sup> / <sub>8</sub> "	48"–54 <sup>1</sup> / <sub>8</sub> "	24"	12 <sup>1</sup> / <sub>16</sub> "–24"	CRWDL		\$1419	\$1448
66 <sup>1</sup> / <sub>2</sub> "	54 <sup>3</sup> / <sub>16</sub> "–66 <sup>1</sup> / <sub>2</sub> "	24"	12 <sup>1</sup> / <sub>16</sub> "–24"	CRWDL		\$1540	\$1570
72"	66 <sup>9</sup> / <sub>16</sub> "–72"	24"	12 <sup>1</sup> / <sub>16</sub> "–24"	CRWDL		\$1614	\$1646
78"	72 <sup>1</sup> / <sub>16</sub> "–78"	24"	12 <sup>1</sup> / <sub>16</sub> "–24"	CRWDL		\$1692	\$1726
84"	78 <sup>1</sup> / <sub>16</sub> "–84"	24"	12 <sup>1</sup> / <sub>16</sub> "–24"	CRWDL		\$1774	\$1809
.	.	.	.	.	.	.	.

► Specification Information, continued on next page



For Canadian Pricing

Multiply U.S. Price by the Canadian price factor.

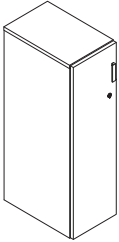
► See page 1 for details.

## Cabinets, continued

## ► Specification Information, continued from previous page

## Specification Information

• Modular Height	• Parametric Height	• Modular Width	• Parametric Width	• Style Number	Modular Depth Parametric Depth	• U.S. Base Prices	
						18 <sup>7</sup> / <sub>8</sub> "	24"
						N.A.	18 <sup>15</sup> / <sub>16</sub> "–24"



## Cabinet—Hinged Left

## Low-Pressure Laminate Case with High-Pressure Laminate Headset

41 <sup>3</sup> / <sub>4</sub> "	N.A.	12"	N.A.	<b>CRWDL</b>		\$1106	\$1128
47 <sup>15</sup> / <sub>16</sub> "	41 <sup>13</sup> / <sub>16</sub> "–47 <sup>15</sup> / <sub>16</sub> "	12"	N.A.	<b>CRWDL</b>		\$1163	\$1187
54 <sup>1</sup> / <sub>8</sub> "	48"–54 <sup>1</sup> / <sub>8</sub> "	12"	N.A.	<b>CRWDL</b>		\$1227	\$1251
66 <sup>1</sup> / <sub>2</sub> "	54 <sup>3</sup> / <sub>16</sub> "–66 <sup>1</sup> / <sub>2</sub> "	12"	N.A.	<b>CRWDL</b>		\$1337	\$1363
72"	66 <sup>9</sup> / <sub>16</sub> "–72"	12"	N.A.	<b>CRWDL</b>		\$1401	\$1429
78"	72 <sup>1</sup> / <sub>16</sub> "–78"	12"	N.A.	<b>CRWDL</b>		\$1469	\$1498
84"	78 <sup>1</sup> / <sub>16</sub> "–84"	12"	N.A.	<b>CRWDL</b>		\$1540	\$1571
41 <sup>3</sup> / <sub>4</sub> "	N.A.	24"	12 <sup>1</sup> / <sub>16</sub> "–24"	<b>CRWDL</b>		\$1382	\$1411
47 <sup>15</sup> / <sub>16</sub> "	41 <sup>13</sup> / <sub>16</sub> "–47 <sup>15</sup> / <sub>16</sub> "	24"	12 <sup>1</sup> / <sub>16</sub> "–24"	<b>CRWDL</b>		\$1456	\$1485
54 <sup>1</sup> / <sub>8</sub> "	48"–54 <sup>1</sup> / <sub>8</sub> "	24"	12 <sup>1</sup> / <sub>16</sub> "–24"	<b>CRWDL</b>		\$1533	\$1564
66 <sup>1</sup> / <sub>2</sub> "	54 <sup>3</sup> / <sub>16</sub> "–66 <sup>1</sup> / <sub>2</sub> "	24"	12 <sup>1</sup> / <sub>16</sub> "–24"	<b>CRWDL</b>		\$1659	\$1692
72"	66 <sup>9</sup> / <sub>16</sub> "–72"	24"	12 <sup>1</sup> / <sub>16</sub> "–24"	<b>CRWDL</b>		\$1739	\$1774
78"	72 <sup>1</sup> / <sub>16</sub> "–78"	24"	12 <sup>1</sup> / <sub>16</sub> "–24"	<b>CRWDL</b>		\$1823	\$1860
84"	78 <sup>1</sup> / <sub>16</sub> "–84"	24"	12 <sup>1</sup> / <sub>16</sub> "–24"	<b>CRWDL</b>		\$1912	\$1950
:	:	:	:	:		:	:

## ► Specification Information, continued on next page



## For Canadian Pricing

Multiply U.S. Price by the  
Canadian price factor.

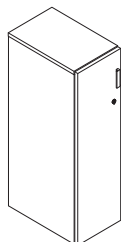
► See page 1 for details.



## ► Specification Information, continued from previous page

## Specification Information

Modular Height	Parametric Height	Modular Width	Parametric Width	Style Number	Modular Depth Parametric Depth	U.S. Base Prices	
						18 <sup>7</sup> / <sub>8</sub> "	24"
						N.A.	18 <sup>15</sup> / <sub>16</sub> "–24"



## Cabinet—Hinged Left

## High-Pressure Laminate Case with Headset

41 <sup>3</sup> / <sub>4</sub> "	N.A.	12"	N.A.	CRWDL		\$1280	\$1306
47 <sup>15</sup> / <sub>16</sub> "	41 <sup>13</sup> / <sub>16</sub> "–47 <sup>15</sup> / <sub>16</sub> "	12"	N.A.	CRWDL		\$1345	\$1373
54 <sup>1</sup> / <sub>8</sub> "	48"–54 <sup>1</sup> / <sub>8</sub> "	12"	N.A.	CRWDL		\$1420	\$1448
66 <sup>1</sup> / <sub>2</sub> "	54 <sup>3</sup> / <sub>16</sub> "–66 <sup>1</sup> / <sub>2</sub> "	12"	N.A.	CRWDL		\$1540	\$1570
72"	66 <sup>9</sup> / <sub>16</sub> "–72"	12"	N.A.	CRWDL		\$1614	\$1646
78"	72 <sup>1</sup> / <sub>16</sub> "–78"	12"	N.A.	CRWDL		\$1692	\$1726
84"	78 <sup>1</sup> / <sub>16</sub> "–84"	12"	N.A.	CRWDL		\$1775	\$1810
41 <sup>3</sup> / <sub>4</sub> "	N.A.	24"	12 <sup>1</sup> / <sub>16</sub> "–24"	CRWDL		\$1600	\$1633
47 <sup>15</sup> / <sub>16</sub> "	41 <sup>13</sup> / <sub>16</sub> "–47 <sup>15</sup> / <sub>16</sub> "	24"	12 <sup>1</sup> / <sub>16</sub> "–24"	CRWDL		\$1685	\$1719
54 <sup>1</sup> / <sub>8</sub> "	48"–54 <sup>1</sup> / <sub>8</sub> "	24"	12 <sup>1</sup> / <sub>16</sub> "–24"	CRWDL		\$1774	\$1810
66 <sup>1</sup> / <sub>2</sub> "	54 <sup>3</sup> / <sub>16</sub> "–66 <sup>1</sup> / <sub>2</sub> "	24"	12 <sup>1</sup> / <sub>16</sub> "–24"	CRWDL		\$1912	\$1950
72"	66 <sup>9</sup> / <sub>16</sub> "–72"	24"	12 <sup>1</sup> / <sub>16</sub> "–24"	CRWDL		\$2005	\$2045
78"	72 <sup>1</sup> / <sub>16</sub> "–78"	24"	12 <sup>1</sup> / <sub>16</sub> "–24"	CRWDL		\$2102	\$2145
84"	78 <sup>1</sup> / <sub>16</sub> "–84"	24"	12 <sup>1</sup> / <sub>16</sub> "–24"	CRWDL		\$2205	\$2249
.	.	.	.	.	.	.	.

## ► Specification Information, continued on next page



## For Canadian Pricing

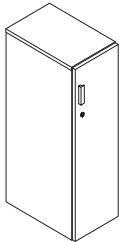
Multiply U.S. Price by the Canadian price factor.

► See page 1 for details.

## Cabinets, continued

## ► Specification Information, continued from previous page

Specification Information							
Modular Height	Parametric Height	Modular Width	Parametric Width	Style Number	Modular Depth Parametric Depth	U.S. Base Prices	
						18 <sup>7</sup> / <sub>8</sub> "	24"
						N.A.	18 <sup>15</sup> / <sub>16</sub> "–24"



## Cabinet—Hinged Right

## Low-Pressure Laminate Case with Headset

41 <sup>3</sup> / <sub>4</sub> "	N.A.	12"	N.A.	CRWDR		\$1024	\$1045
47 <sup>15</sup> / <sub>16</sub> "	41 <sup>13</sup> / <sub>16</sub> "–47 <sup>15</sup> / <sub>16</sub> "	12"	N.A.	CRWDR		\$1078	\$1100
54 <sup>1</sup> / <sub>8</sub> "	48"–54 <sup>1</sup> / <sub>8</sub> "	12"	N.A.	CRWDR		\$1135	\$1158
66 <sup>1</sup> / <sub>2</sub> "	54 <sup>3</sup> / <sub>16</sub> "–66 <sup>1</sup> / <sub>2</sub> "	12"	N.A.	CRWDR		\$1242	\$1266
72"	66 <sup>9</sup> / <sub>16</sub> "–72"	12"	N.A.	CRWDR		\$1301	\$1327
78"	72 <sup>1</sup> / <sub>16</sub> "–78"	12"	N.A.	CRWDR		\$1364	\$1391
84"	78 <sup>1</sup> / <sub>16</sub> "–84"	12"	N.A.	CRWDR		\$2205	\$2205
41 <sup>3</sup> / <sub>4</sub> "	N.A.	24"	12 <sup>1</sup> / <sub>16</sub> "–24"	CRWDR		\$1280	\$1306
47 <sup>15</sup> / <sub>16</sub> "	41 <sup>13</sup> / <sub>16</sub> "–47 <sup>15</sup> / <sub>16</sub> "	24"	12 <sup>1</sup> / <sub>16</sub> "–24"	CRWDR		\$1348	\$1375
54 <sup>1</sup> / <sub>8</sub> "	48"–54 <sup>1</sup> / <sub>8</sub> "	24"	12 <sup>1</sup> / <sub>16</sub> "–24"	CRWDR		\$1419	\$1448
66 <sup>1</sup> / <sub>2</sub> "	54 <sup>3</sup> / <sub>16</sub> "–66 <sup>1</sup> / <sub>2</sub> "	24"	12 <sup>1</sup> / <sub>16</sub> "–24"	CRWDR		\$1540	\$1570
72"	66 <sup>9</sup> / <sub>16</sub> "–72"	24"	12 <sup>1</sup> / <sub>16</sub> "–24"	CRWDR		\$1614	\$1646
78"	72 <sup>1</sup> / <sub>16</sub> "–78"	24"	12 <sup>1</sup> / <sub>16</sub> "–24"	CRWDR		\$1692	\$1726
84"	78 <sup>1</sup> / <sub>16</sub> "–84"	24"	12 <sup>1</sup> / <sub>16</sub> "–24"	CRWDR		\$1774	\$1809
:	:	:	:	:	:	:	:

## ► Specification Information, continued on next page



## For Canadian Pricing

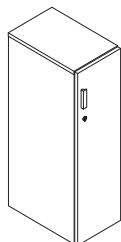
Multiply U.S. Price by the Canadian price factor.

► See page 1 for details.

## ► Specification Information, continued from previous page

## Specification Information

Modular Height	Parametric Height	Modular Width	Parametric Width	Style Number	Modular Depth Parametric Depth	U.S. Base Prices	
						18 <sup>7</sup> / <sub>8</sub> "	24"
						N.A.	18 <sup>15</sup> / <sub>16</sub> "–24"



## Cabinet—Hinged Right

## Low-Pressure Laminate Case with High-Pressure Laminate Headset

41 <sup>3</sup> / <sub>4</sub> "	N.A.	12"	N.A.	CRWDR		\$1106	\$1128
47 <sup>15</sup> / <sub>16</sub> "	41 <sup>13</sup> / <sub>16</sub> "–47 <sup>15</sup> / <sub>16</sub> "	12"	N.A.	CRWDR		\$1163	\$1187
54 <sup>1</sup> / <sub>8</sub> "	48"–54 <sup>1</sup> / <sub>8</sub> "	12"	N.A.	CRWDR		\$1227	\$1251
66 <sup>1</sup> / <sub>2</sub> "	54 <sup>3</sup> / <sub>16</sub> "–66 <sup>1</sup> / <sub>2</sub> "	12"	N.A.	CRWDR		\$1337	\$1363
72"	66 <sup>9</sup> / <sub>16</sub> "–72"	12"	N.A.	CRWDR		\$1401	\$1429
78"	72 <sup>1</sup> / <sub>16</sub> "–78"	12"	N.A.	CRWDR		\$1469	\$1498
84"	78 <sup>1</sup> / <sub>16</sub> "–84"	12"	N.A.	CRWDR		\$1540	\$1571
41 <sup>3</sup> / <sub>4</sub> "	N.A.	24"	12 <sup>1</sup> / <sub>16</sub> "–24"	CRWDR		\$1382	\$1411
47 <sup>15</sup> / <sub>16</sub> "	41 <sup>13</sup> / <sub>16</sub> "–47 <sup>15</sup> / <sub>16</sub> "	24"	12 <sup>1</sup> / <sub>16</sub> "–24"	CRWDR		\$1456	\$1485
54 <sup>1</sup> / <sub>8</sub> "	48"–54 <sup>1</sup> / <sub>8</sub> "	24"	12 <sup>1</sup> / <sub>16</sub> "–24"	CRWDR		\$1533	\$1564
66 <sup>1</sup> / <sub>2</sub> "	54 <sup>3</sup> / <sub>16</sub> "–66 <sup>1</sup> / <sub>2</sub> "	24"	12 <sup>1</sup> / <sub>16</sub> "–24"	CRWDR		\$1659	\$1692
72"	66 <sup>9</sup> / <sub>16</sub> "–72"	24"	12 <sup>1</sup> / <sub>16</sub> "–24"	CRWDR		\$1739	\$1774
78"	72 <sup>1</sup> / <sub>16</sub> "–78"	24"	12 <sup>1</sup> / <sub>16</sub> "–24"	CRWDR		\$1823	\$1860
84"	78 <sup>1</sup> / <sub>16</sub> "–84"	24"	12 <sup>1</sup> / <sub>16</sub> "–24"	CRWDR		\$1912	\$1950
.	.	.	.	.	.	.	.

## ► Specification Information, continued on next page



## For Canadian Pricing

Multiply U.S. Price by the Canadian price factor.

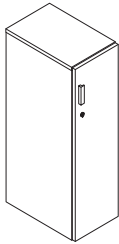
► See page 1 for details.

## Cabinets, continued

## ► Specification Information, continued from previous page

## Specification Information

• Modular Height	• Parametric Height	• Modular Width	• Parametric Width	• Style Number	Modular Depth Parametric Depth	• U.S. Base Prices	
						18 <sup>7</sup> / <sub>8</sub> "	24"
						N.A.	18 <sup>15</sup> / <sub>16</sub> "–24"



## Cabinet—Hinged Right

## High-Pressure Laminate Case with Headset

41 <sup>3</sup> / <sub>4</sub> "	N.A.	12"	N.A.	<b>CRWDR</b>		\$1280	\$1306
47 <sup>15</sup> / <sub>16</sub> "	41 <sup>13</sup> / <sub>16</sub> "–47 <sup>15</sup> / <sub>16</sub> "	12"	N.A.	<b>CRWDR</b>		\$1345	\$1373
54 <sup>1</sup> / <sub>8</sub> "	48"–54 <sup>1</sup> / <sub>8</sub> "	12"	N.A.	<b>CRWDR</b>		\$1420	\$1448
66 <sup>1</sup> / <sub>2</sub> "	54 <sup>3</sup> / <sub>16</sub> "–66 <sup>1</sup> / <sub>2</sub> "	12"	N.A.	<b>CRWDR</b>		\$1540	\$1570
72"	66 <sup>9</sup> / <sub>16</sub> "–72"	12"	N.A.	<b>CRWDR</b>		\$1614	\$1646
78"	72 <sup>1</sup> / <sub>16</sub> "–78"	12"	N.A.	<b>CRWDR</b>		\$1692	\$1726
84"	78 <sup>1</sup> / <sub>16</sub> "–84"	12"	N.A.	<b>CRWDR</b>		\$1775	\$1810
41 <sup>3</sup> / <sub>4</sub> "	N.A.	24"	12 <sup>1</sup> / <sub>16</sub> "–24"	<b>CRWDR</b>		\$1600	\$1633
47 <sup>15</sup> / <sub>16</sub> "	41 <sup>13</sup> / <sub>16</sub> "–47 <sup>15</sup> / <sub>16</sub> "	24"	12 <sup>1</sup> / <sub>16</sub> "–24"	<b>CRWDR</b>		\$1685	\$1719
54 <sup>1</sup> / <sub>8</sub> "	48"–54 <sup>1</sup> / <sub>8</sub> "	24"	12 <sup>1</sup> / <sub>16</sub> "–24"	<b>CRWDR</b>		\$1774	\$1810
66 <sup>1</sup> / <sub>2</sub> "	54 <sup>3</sup> / <sub>16</sub> "–66 <sup>1</sup> / <sub>2</sub> "	24"	12 <sup>1</sup> / <sub>16</sub> "–24"	<b>CRWDR</b>		\$1912	\$1950
72"	66 <sup>9</sup> / <sub>16</sub> "–72"	24"	12 <sup>1</sup> / <sub>16</sub> "–24"	<b>CRWDR</b>		\$2005	\$2045
78"	72 <sup>1</sup> / <sub>16</sub> "–78"	24"	12 <sup>1</sup> / <sub>16</sub> "–24"	<b>CRWDR</b>		\$2102	\$2145
84"	78 <sup>1</sup> / <sub>16</sub> "–84"	24"	12 <sup>1</sup> / <sub>16</sub> "–24"	<b>CRWDR</b>		\$2205	\$2249
:	:	:	:	:		:	:





## For Canadian Pricing

Multiply U.S. Price by the  
Canadian price factor.

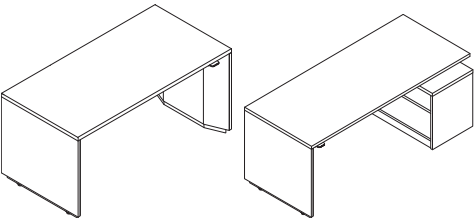
► See page 1 for details.

# Understanding Slim Leg HAD

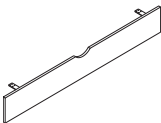
	
<b>Statement of Line</b>	<b>274</b>
	
<b>Product Details</b>	
Slim Leg HAD	<b>275</b>
<b>Application Topics</b>	
Dimensions	<b>280</b>
Weight Limit Chart	<b>284</b>
Power and Cable Management	<b>286</b>
Routing the Slim Leg HAD Power Strip Cord	<b>288</b>

# Statement of Line

Slim Leg HAD



Understanding  
▶ Pages 275–278  
Specifying  
▶ Pages 292–296



Specifying  
▶ Page 300

## Slim Leg HAD

	60"W	66"W	72"W	78"W	84"W
28"D	●	●	●	●	●
29"D	●	●	●	●	●
30"D	●	●	●	●	●
34"D	●	●	●	●	●
35"D	●	●	●	●	●
36"D	●	●	●	●	●

Tip: Widths are specifiable in 1/16" increments.  
Tip: 24" depths are available through specials.

## Slim Leg HAD—Modesty Panel

	60"W	66"W	72"W	78"W	84"W
9"D	●	●	●	●	●
10"D	●	●	●	●	●
11"D	●	●	●	●	●
12"D	●	●	●	●	●
13"D	●	●	●	●	●
14"D	●	●	●	●	●
15"D	●	●	●	●	●
16"D	●	●	●	●	●
17"D	●	●	●	●	●
18"D	●	●	●	●	●

Tip: Modesty panel height should be specified in 1" increments between 9" and 18".  
Tip: Modesty panel width is driven by the worksurface width.



Understanding  
▶ Page 276  
Specifying  
▶ Page 303

## Slim Leg HAD—Vertical Cable Manager

Depth	23/4"
Width	1 1/8"
Height	24 1/8"
Flange	13/16"

# Slim Leg HAD

## Freestanding

Slim Leg HAD

Slim Leg HAD

**Height-adjustable desks** support single users. They allow users to quickly and effortlessly raise and lower their desks between seated and standing positions.

**Lifting column** is activated by a central control box for synchronization. Columns are precision balanced to minimize surface vibrations.

*Tip: The control box power cord is not to be installed inside the shroud.*

**Desk surface** is 1 1/8" thick and is available only with a square profile. The user and guest edge have a 3 mm edge band.

**There** is a 2" gap between the floor and the bottom of the end panel waterfall. As well as a 5/8" gap between the floor and bottom of the shroud.

**The cable tray** is metal. The width is driven from the worksurface plan width. There is a 1/2" gap between the bottom of the surface and the top of the cable tray.  
► See page 281

**A modesty panel** is available as an option or as a separate style. The modesty width is driven by the worksurface width and is available in 1" parametric heights from 9" to 18".

**Active touch controller** is Bluetooth-enabled and includes digital display, two preset buttons, double-tap automatic drive, and active motion posture reminders.  
*Tip: Active touch controller is standard.*

*Tip: Steelcase rise mobile app is available that pairs with any active touch controller to support preferences, presets, and activity tracking.*

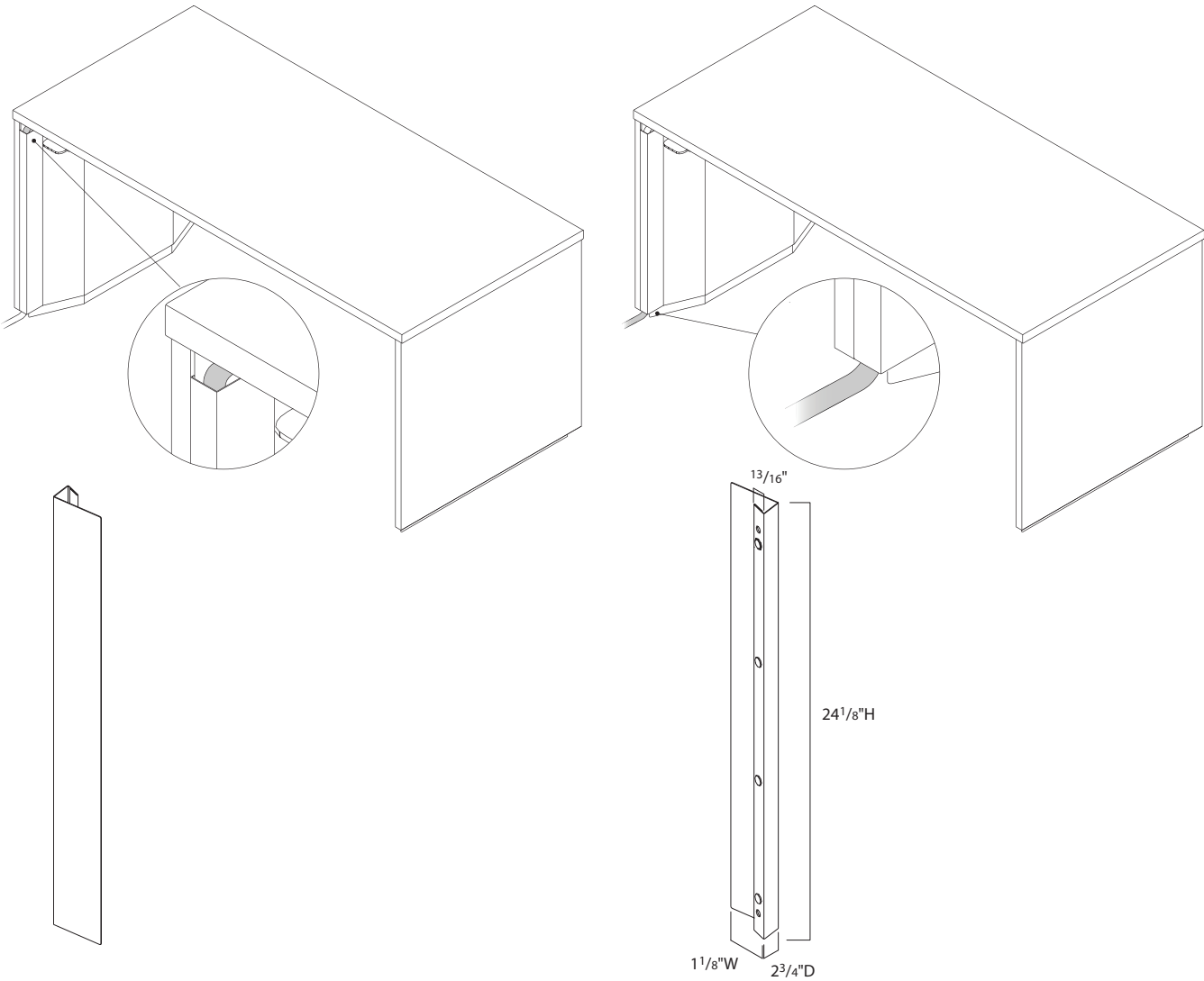
**Base** supports a maximum distributed weight capacity of 295 pounds. For further information on weight limits, see Weight Limit Chart on page 284.

**Height-adjustable base** adjusts from 28 1/8"H to 47 13/16"H in any increment.

**Shrouds** include glides and conceal columns. Two glides per shroud are provided and have varying adjustment ranges per product. **SLHAD1S** adjusts 1/2" whereas **SLHAD2S** adjusts 1".

# Slim Leg HAD

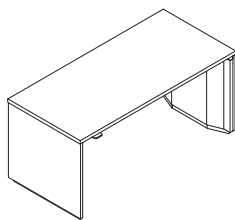
Vertical Cable Manager



Actual Dimensions	
Depth	2 3/4"
Width	1 1/8"
Height	24 1/8"
Flange	13/16"



Product Details



The Slim Leg HAD magnetic vertical cable manager may be specified as an option on **SLHAD2S** or as a separate style number.



**Four magnets** secure the vertical cable manager to the metal shroud.

**Refrain** from sliding the vertical cable manager against the shroud. Sliding the vertical cable manager may cause scuffing to the metal shroud.

Surface Materials

Cable Cover

- Paint

*Tip: It is recommended to match the vertical cable manager to the shroud finish color.*

# Slim Leg HAD

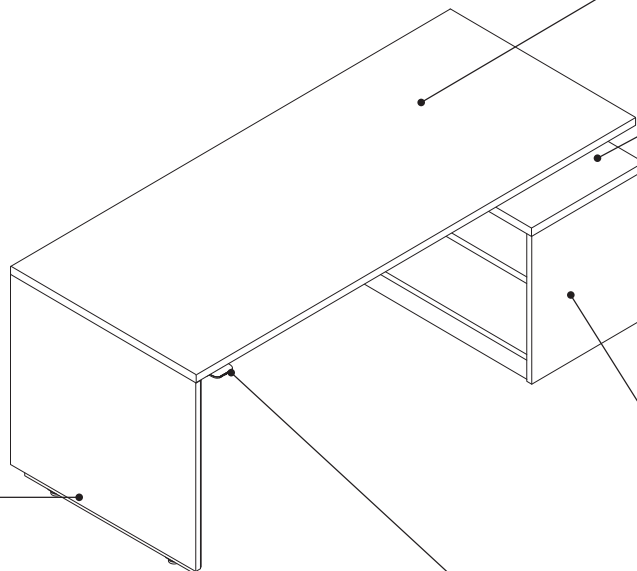
## Integrated Storage

**Height-adjustable desks** support single users. They allow users to quickly and effortlessly raise and lower their desks between seated and standing positions.

**Lifting column** is activated by a central control box for synchronization. Columns are precision balanced to minimize surface vibrations.

*Tip: The control box power cord is not to be installed inside the shroud.*

**There** is a 2" gap between the floor and the bottom of the end panel waterfall. As well as a  $\frac{5}{8}$ " gap between the floor and bottom of the shroud.



**Desk surface** is  $1\frac{1}{8}$ " thick and is available only with a square profile. The user and guest edge have a 3 mm edge band.

**Integrated Slim Leg HAD** provides a standard 1" pinch point on the storage side of the surface. A 2" pinch point may be specified when nesting the application against a wall with a tack-board or other panel.

**See** Currency specification pages for integrated storage style numbers. Styles shown: **CRHAD15H** and **CRHADCT**.

**For integration with Elective Elements**, please submit a special quote using styles shown: **E6PDHAD** and **E6WSHAD**.

**Active touch controller** is Bluetooth-enabled and includes digital display, two preset buttons, double-tap automatic drive, and active motion posture reminders.


*Tip: Active touch controller is standard.*

*Tip: Steelcase rise mobile app is available that pairs with any active touch controller to support preferences, presets, and activity tracking.*

**Base** supports a maximum distributed weight capacity of 295 pounds. For further information on weight limits, see Weight Limit Chart on page 284.

**Height-adjustable base** adjusts from  $28\frac{1}{8}$ "H to  $47\frac{13}{16}$ "H in any increment.

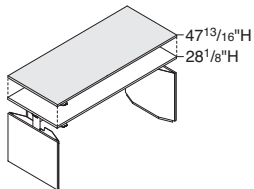
**A modesty panel** is available as an option or as a separate style. The modesty width is driven by the worksurface width and is available in 1" parametric heights from 9" to 18".



**The cable tray** is metal. The width is driven from the worksurface plan width. There is a  $\frac{1}{2}$ " gap between the bottom of the surface and the top of the cable tray.   
▶ See page 281

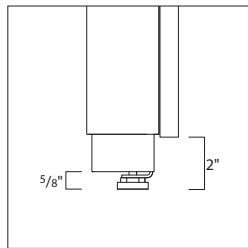
## Product Details

### Wood Veneer, Low-Pressure Laminate, or High-Pressure Laminate Desks



**Height-adjustable desks** adjust 28 1/8\"H to 47 13/16\"H in any increment.

**End panels** connect to the outside of the metal shrouds. To remove the end panel(s), lift up and slide to the right. ▶ See assembly directions for further information.



**End panels** provide a gap of 50 mm (2\") between the bottom of the end panel and the floor.

## Wiring and Cabling

**Low surge electric motor with whisper quiet operation** adjusts at 1 1/2\" per second. Motor is 120 VAC +/- 10% and includes a 10' power cord (9 foot for Illinois). Motor also has 0.1W standby power. The motor is rated for 300 watts (2.5 amps at 120V).

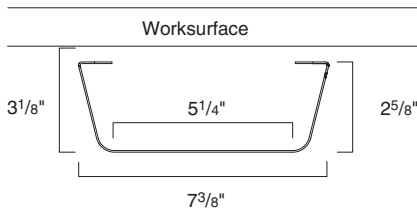
*Tip: Travel speed does not slow. Collision detection is included as standard.*

**Soft stop DC motor** eliminates abrupt stops and starts and is housed inside the lifting column. Max decibels: 55dB.

**Built-in limiter switch** is standard.

**The control box power cord and other wires** are not able to be routed through the interior of the shroud. The only power cable permitted to pass through the shroud is the cord from the Slim Leg HAD power distribution unit. The shroud cannot be placed directly over a power outlet.

### Cable tray side view



**A cable tray** is provided to manage excess base controller wires and cables from surface electronics. Please see dimension page for cable tray measurements.

**The cable tray** has two molded attachment knobs that allow the installer to lower the cable tray so cables may be secured inside. Once cables are secure, the cable tray can be lifted and secured back into place by a quarter turn of the knobs.

## Grain Direction

**Worksurface grain directions** default to long grain. Short grain laminate is only available on max 60\"W surfaces. End panel grain direction defaults to vertical. Horizontal grain direction is available as an option.

**Return grain directions** must be selected. Short grain laminate is only available on max 60\"W surfaces. End panel grain direction defaults to vertical. Horizontal grain direction is available as an option.

## Controllers

**Both active touch and simple touch controllers** are available on Slim Leg HAD. Active touch is the default.

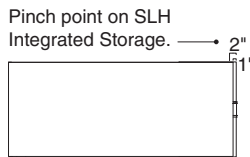
**Active touch controller** is Bluetooth-enabled and is standard and includes digital display, two preset buttons, double-tap automatic drive, and active motion posture reminders. *Tip: Steelcase rise mobile app is available that pairs with any active touch controller to support preferences, presets, and activity tracking.*

**Simple touch controller** is available as an option and easily adjusts height of desk at a rate of 1 1/2\" per second, by lifting or pressing down on the controller.

## Integrated Storage

**Slim Leg HAD with integrated storage** blends with Currency One-High and 1.5-High storage elements.

**Blending** Slim Leg HAD with Elective Elements storage elements must be specified through a special quote request.



**The integrated storage Slim Leg HAD** provides a 1\" pinch point on the top surface side closest to the storage. If specifying the storage and HAD next to a tackboard, dry erase board, or other panel, a 2\" pinch point may be specified as standard.

## Surface Materials

### Desk top surface

- Low-Pressure Laminate, High-Pressure Laminate, and veneer are available.
  - Laminate with 3 mm edge profile on guest and user side. 1 mm plastic edge band for the sides.
  - Veneer with 3 mm veneer profile on guest and user side. 0.5 mm veneer edge band for the sides.
  - Open Line laminate (option)
  - A program including non-Steelcase laminates which are suitable for use on Steelcase products.
- ▶ See *Surface Materials Reference Manual*

### Height-adjustable base

- 0835 Black
- 4243 Merle
- 4799 Platinum Metallic

### Cable tray

- Cable tray default finish is 7360 Merle.
- Tip: Additional finishes are available.*

# Dimensions

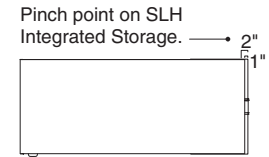
## Slim Leg HAD

### Slim Leg HAD

#### Height-Adjustable Desk—Plan Width

Depth	28", 29", 30", 34", 35", 36"
Width	Full width freestanding desk surface = 60", 66", 72", 78", 84" Partial width integrated desk surface with 1" pinch point = 60"(59"), 66"(65"), 72"(71"), 78"(77"), 84"(83") Partial width integrated desk surface with 2" pinch point = 60"(58"), 66"(64"), 72"(70"), 78"(76"), 84"(82")
Height	28 <sup>1</sup> / <sub>8</sub> "–47 <sup>13</sup> / <sub>16</sub> "

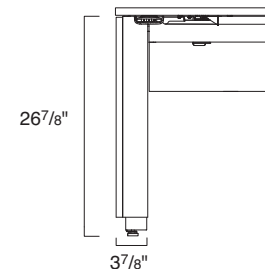
Tip: Worksurface widths are available in parametric sizes by <sup>1</sup>/<sub>16</sub>" increments.



#### Shroud

Depth	Equals plan depth
Width	3 <sup>7</sup> / <sub>8</sub> "
Height	26 <sup>7</sup> / <sub>8</sub> "

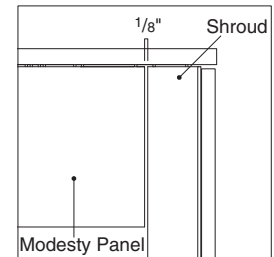
Tip: 26<sup>7</sup>/<sub>8</sub>" height is from the bottom of the surface where the shroud attaches to the bottom of the glide.



#### Hanging Modesty Panel—Inset For Use with Freestanding Slim Leg HAD

Depth	3 <sup>3</sup> / <sub>4</sub> "
Width	See chart on page 283
Height	9", 12", 15", 18"

Tip: Heights are available in parametric sizes by 1" increments.

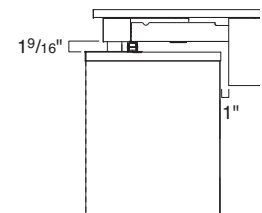


#### Hanging Modesty Panel—Partial For Use with Integrated Slim Leg HAD

Depth	3 <sup>3</sup> / <sub>4</sub> "
Width	See chart on page 283
Height	9", 12", 15", 18"

Tip: Heights are available in parametric sizes by 1" increments.

Represents gap between partial modesty and integrated storage element.



## Slim Leg HAD

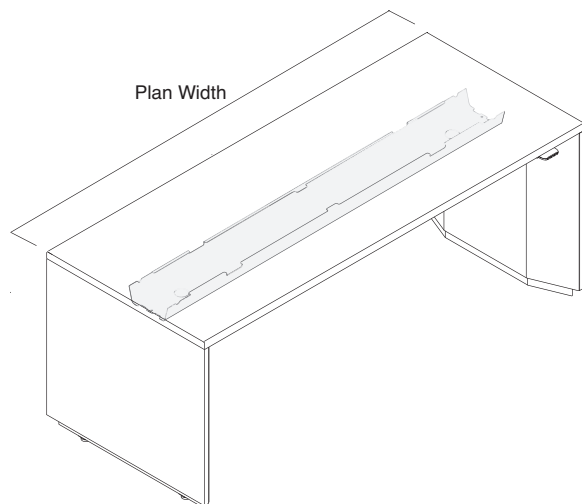
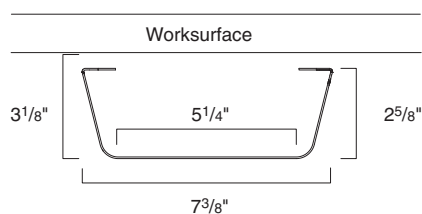
### Cable Tray

Depth	See <i>Cable tray side view</i> illustration
Width	See chart below
Height	See <i>Cable tray side view</i> illustration

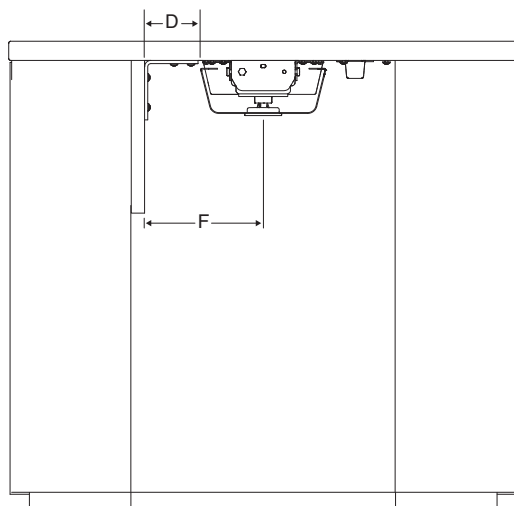
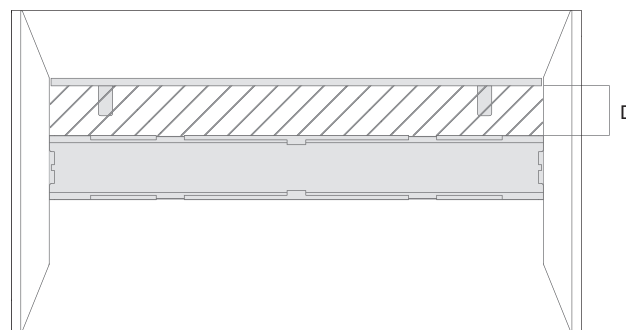
### Cable Management Tray Width

Plan Width	Freestanding	Integrated Storage
60"	52"	49 <sup>7</sup> / <sub>8</sub> "
66"	58"	55 <sup>7</sup> / <sub>8</sub> "
72"	64"	61 <sup>7</sup> / <sub>8</sub> "
78"	70"	67 <sup>7</sup> / <sub>8</sub> "
84"	76"	73 <sup>7</sup> / <sub>8</sub> "

### Cable tray side view



### Top Down View

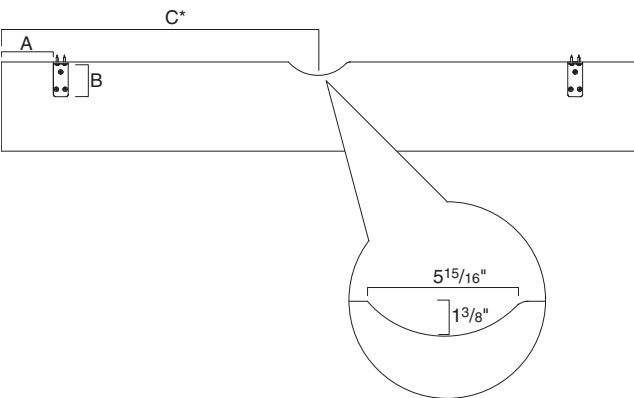


Plan Depth	F	D
28"	5.99"	2.11"
29"	6.49"	2.81"
30"	6.99"	3.31"
34"	8.99"	5.11"
35"	9.49"	5.81"
36"	9.99"	6.31"

Slim Leg HAD Modesty Panel

Freestanding			
Worksurface	A	B	C
Plan Width			
60"	5 1/4"	3 1/2"	26"
66"	5 1/4"	3 1/2"	29"
72"	5 1/4"	3 1/2"	32"
78"	5 1/4"	3 1/2"	35"
84"	5 1/4"	3 1/2"	38"

Integrated			
Worksurface	A	B	C
Plan Width			
60"	5 1/4"	3 1/2"	18 3/8"
66"	5 1/4"	3 1/2"	21 3/8"
72"	5 1/4"	3 1/2"	24 3/8"
78"	5 1/4"	3 1/2"	27 3/8"
84"	5 1/4"	3 1/2"	30 3/8"



Tip: Scallop dimensions do not change based on modesty panel size.

# Dimensions

## Slim Leg HAD Knee Space

Dimensions

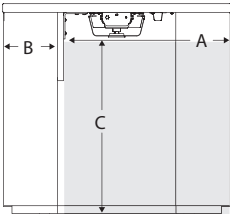
### Slim Leg HAD Knee Space

**Freestanding and Integrated Slim Leg HAD—full width/partial width top considers seated height of 28<sup>1</sup>/<sub>8</sub>"**

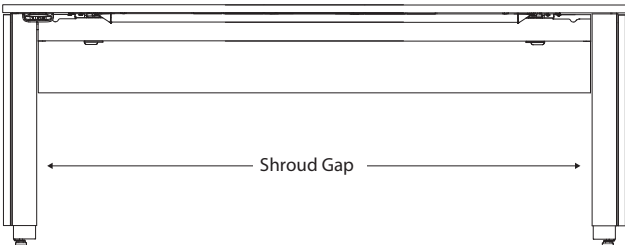
Depth 28", 29", 30", 34", 35", 36"

Knee Space With modesty panel

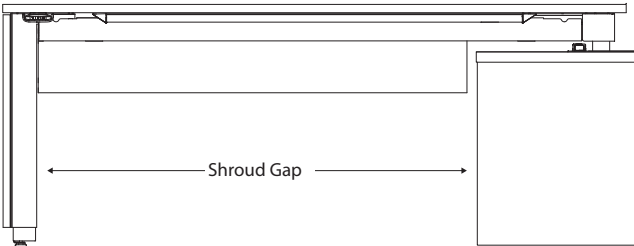
*Tip: Dimensions A and B only apply to a surface with a modesty panel. Dimension C is constant with or without a modesty panel.*



Plan Depth	A	B	C
28"	20"	7 <sup>1</sup> / <sub>4</sub> "	23 <sup>3</sup> / <sub>4</sub> "
29"	21"	7 <sup>1</sup> / <sub>4</sub> "	23 <sup>3</sup> / <sub>4</sub> "
30"	22"	7 <sup>1</sup> / <sub>4</sub> "	23 <sup>3</sup> / <sub>4</sub> "
34"	26"	7 <sup>1</sup> / <sub>4</sub> "	23 <sup>3</sup> / <sub>4</sub> "
35"	27"	7 <sup>1</sup> / <sub>4</sub> "	23 <sup>3</sup> / <sub>4</sub> "
36"	28"	7 <sup>1</sup> / <sub>4</sub> "	23 <sup>3</sup> / <sub>4</sub> "



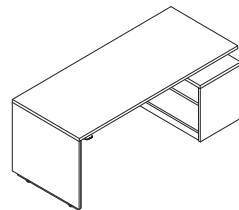
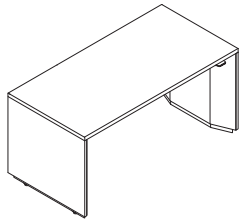
Plan Width	Gap
60"	52 <sup>1</sup> / <sub>4</sub> "
66"	58 <sup>1</sup> / <sub>4</sub> "
72"	64 <sup>1</sup> / <sub>4</sub> "
78"	70 <sup>1</sup> / <sub>4</sub> "
84"	76 <sup>1</sup> / <sub>4</sub> "



Plan Width	Gap
60"	38 <sup>1</sup> / <sub>8</sub> "
66"	44 <sup>1</sup> / <sub>8</sub> "
72"	50 <sup>1</sup> / <sub>8</sub> "
78"	56 <sup>1</sup> / <sub>8</sub> "
84"	62 <sup>1</sup> / <sub>8</sub> "

Slim Leg HAD

# Weight Limit Chart



## Weight Limit by Size and Configuration Chart

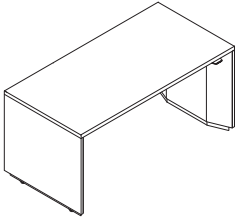
<b>Weight Limit Chart, Freestanding</b>	<b>28"D</b>	<b>29"D</b>	<b>30"D</b>	<b>34"D</b>	<b>35"D</b>	<b>36"D</b>
<b>60" Plan Width</b>						
No Hanging Modesty Panel	174 lb	170 lb	166 lb	151 lb	148 lb	144 lb
Inset Hanging Modesty Panel (18")	154 lb	150 lb	147 lb	132 lb	128 lb	124 lb
<b>66" Plan Width</b>						
No Hanging Modesty Panel	168 lb	164 lb	160 lb	145 lb	141 lb	137 lb
Inset Hanging Modesty Panel (18")	146 lb	142 lb	138 lb	123 lb	119 lb	115 lb
<b>72" Plan Width</b>						
No Hanging Modesty Panel	162 lb	158 lb	154 lb	138 lb	134 lb	129 lb
Inset Hanging Modesty Panel (18")	138 lb	134 lb	130 lb	114 lb	110 lb	106 lb
<b>78" Plan Width</b>						
No Hanging Modesty Panel	156 lb	152 lb	148 lb	131 lb	126 lb	122 lb
Inset Hanging Modesty Panel (18")	130 lb	126 lb	122 lb	105 lb	100 lb	96 lb
<b>84" Plan Width</b>						
No Hanging Modesty Panel	150 lb	146 lb	141 lb	124 lb	119 lb	115 lb
Inset Hanging Modesty Panel (18")	122 lb	118 lb	113 lb	96 lb	91 lb	87 lb
<b>Weight Limit Chart, Integrated</b>						
<b>60" Plan Width</b>						
No Hanging Modesty Panel	201 lb	198 lb	195 lb	184 lb	181 lb	179 lb
Partial Hanging Modesty Panel (18")	186 lb	184 lb	181 lb	170 lb	167 lb	164 lb
<b>66" Plan Width</b>						
No Hanging Modesty Panel	195 lb	192 lb	189 lb	177 lb	174 lb	171 lb
Partial Hanging Modesty Panel (18")	178 lb	175 lb	173 lb	161 lb	158 lb	155 lb
<b>72" Plan Width</b>						
No Hanging Modesty Panel	189 lb	186 lb	183 lb	170 lb	167 lb	164 lb
Partial Hanging Modesty Panel (18")	170 lb	167 lb	164 lb	152 lb	149 lb	146 lb
<b>78" Plan Width</b>						
No Hanging Modesty Panel	183 lb	180 lb	177 lb	163 lb	160 lb	157 lb
Partial Hanging Modesty Panel (18")	162 lb	159 lb	156 lb	143 lb	140 lb	136 lb
<b>84" Plan Width</b>						
No Hanging Modesty Panel	177 lb	174 lb	170 lb	157 lb	153 lb	150 lb
Partial Hanging Modesty Panel (18")	154 lb	151 lb	148 lb	134 lb	130 lb	127 lb



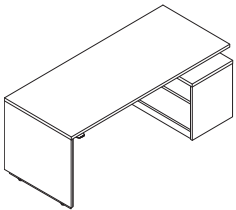


# Power and Cable Management

## Product Details



**Slim Leg HAD** offers an option to conceal the power cord through the shroud. The only power cord permitted to pass through the shroud is the cord from the Slim Leg HAD power distribution unit (PDU) that is specified with **SLHAD2S** or **SLHAD1S**. The power distribution cord may be routed through the left or right shroud, and then either the user or visitor side.

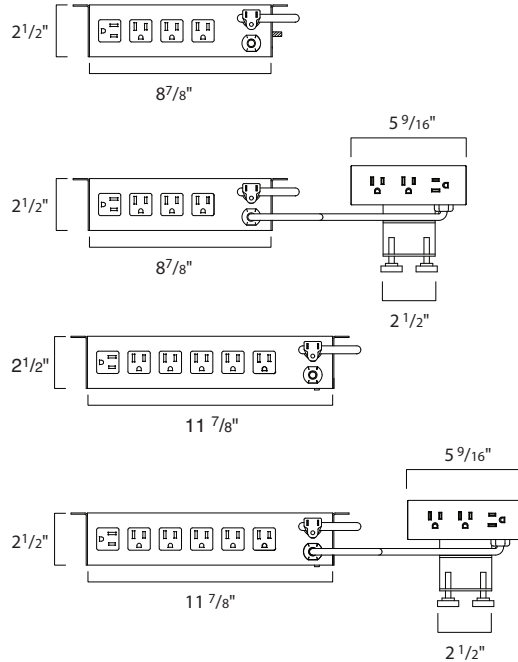


### Requirements to conceal the power cord through a shroud include:

- The Slim Leg HAD power option must be selected. A four-outlet or six-outlet configuration is available. Convenience power is also available.
- The Slim Leg HAD PDU cord is the only cable permitted to pass through a shroud. No other power strip cord or HAD power cord is permitted to pass through the shroud.
- The metal shrouds must be grounded to the PDU.
- A data cable is permitted to pass through a shroud and should be secured to the power cord to ensure proper routing through the shroud.

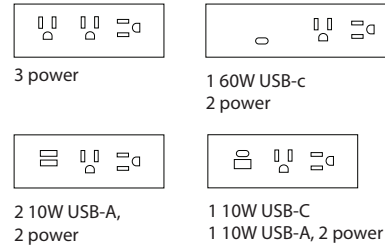
**On style number, SLHAD1S, the power cord** may be routed through the shroud or the plastic vertebrae that feeds into the storage element.

## Under Worksurface Power Distribution Unit (PDU)



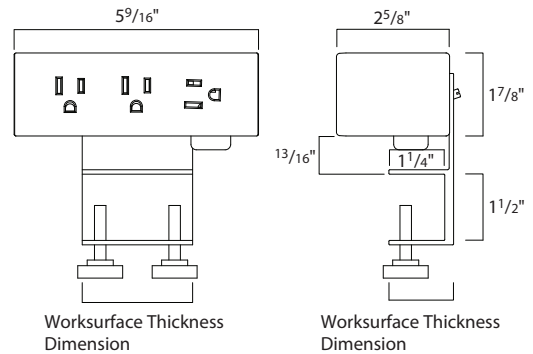
The under worksurface power distribution unit installs underneath Slim Leg HAD, and is a black steel box with optional four or six outlets.

## Clamp-on Power Configuration



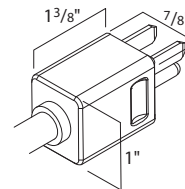
**Under worksurface PDU and clamp-on accessory** installs below and above the worksurface and has the following optional power configurations:

- 3 power
- 2 power, 1 USB-A
- 2 power, 1 USB-C (18W), 1 USB-A
- 2 power, 1 USB-C (60W)



**C-clamp** is designed to accommodate worksurfaces up to 1 1/2" thick.

## Standard NEMA 3-Prong Plug



Surface Materials

Utility and clamp-on power standard plastic cord

Price group 1:

- 6000 Black
- 6009 White

Price group 2:

- 6BD1 Aubergine
- 6BD2 Peacock
- 6BD3 Jungle
- 6BD4 Merlot
- 6BD5 Honey
- 6BD6 Lagoon
- 6BD7 Saffron

Utility and clamp-on power braided cord

- 9005 White Braided Cord Cover
- 9007 Sterling Braided Cord
- 9009 Black Braided Cord
- 9011 Seagull Braided Cord
- 9014 Black/White Stripe
- 9015 White Seagull Stripe
- 9016 Black/White Chevron
- 9017 Black/Sterling Chevron

Actual Dimensions

Under Worksurface Power Distribution Unit (PDU)

	4-outlet	6-outlet
Depth	2"	2"
Width	8 <sup>7</sup> / <sub>8</sub> "	11 <sup>7</sup> / <sub>8</sub> "
Height	2 <sup>1</sup> / <sub>2</sub> "	2 <sup>1</sup> / <sub>2</sub> "

Clamp-on Accessory Power

Depth	2 <sup>5</sup> / <sub>8</sub> "
Width	5 <sup>9</sup> / <sub>16</sub> "
Height	1 <sup>7</sup> / <sub>8</sub> "

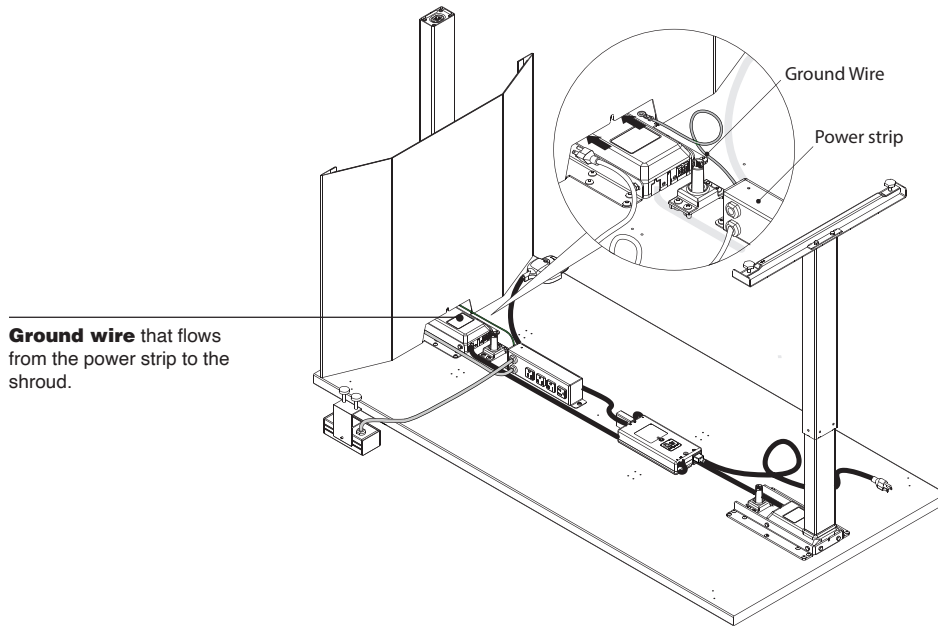
Underwriters Laboratory (UL) Listed. These products have been designed to meet U.S. and Canadian national electrical and energy codes and most local building codes. Local electrical codes vary, so consult with your local authority having jurisdiction as they have final say if the products as installed are compliant with local code.

Certifications include:

- cULus

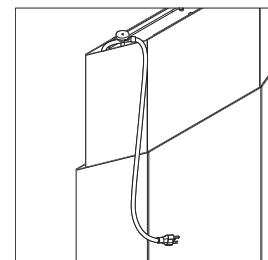
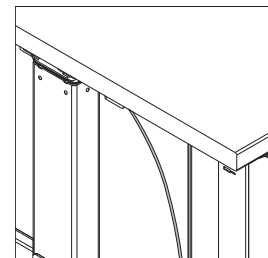
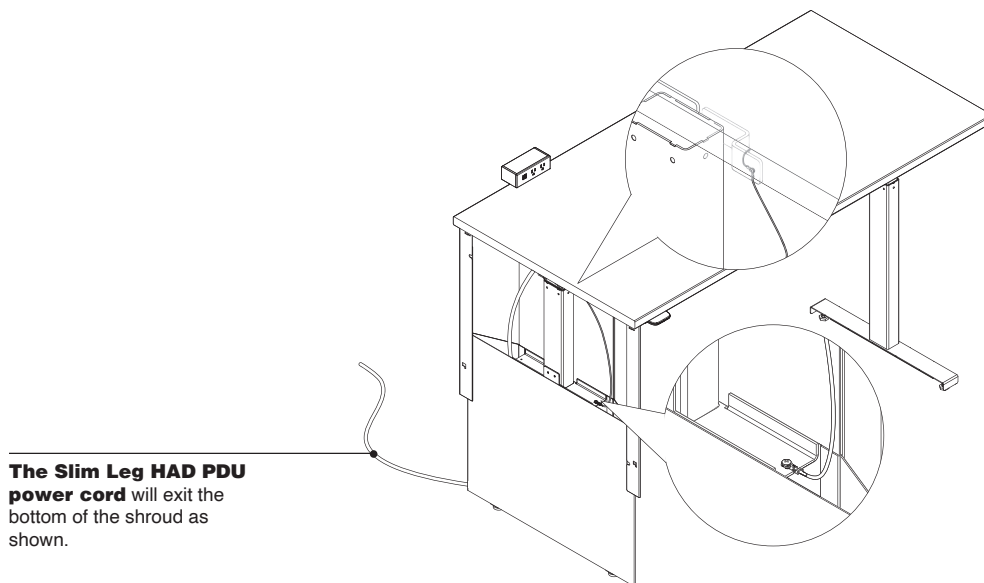
# Routing the Slim Leg HAD Power Strip Cord

The following images and statements depict the general process of grounding and routing the PDU power cord. For detailed information, please reference the Slim Leg HAD assembly directions.

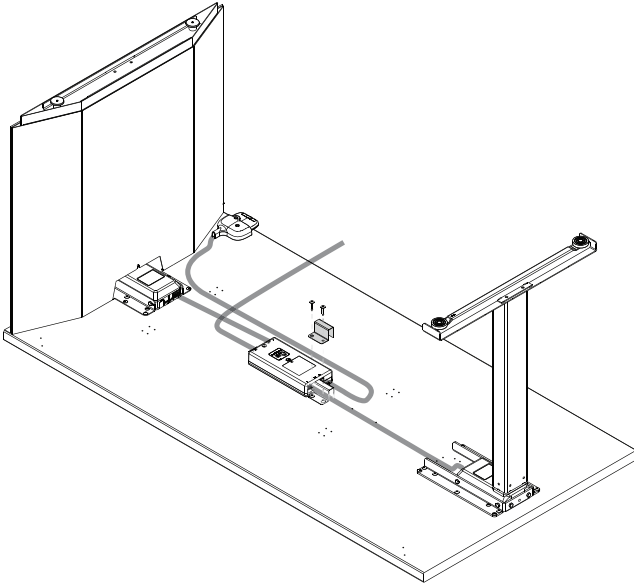


**Ground wire** that flows from the power strip to the shroud.

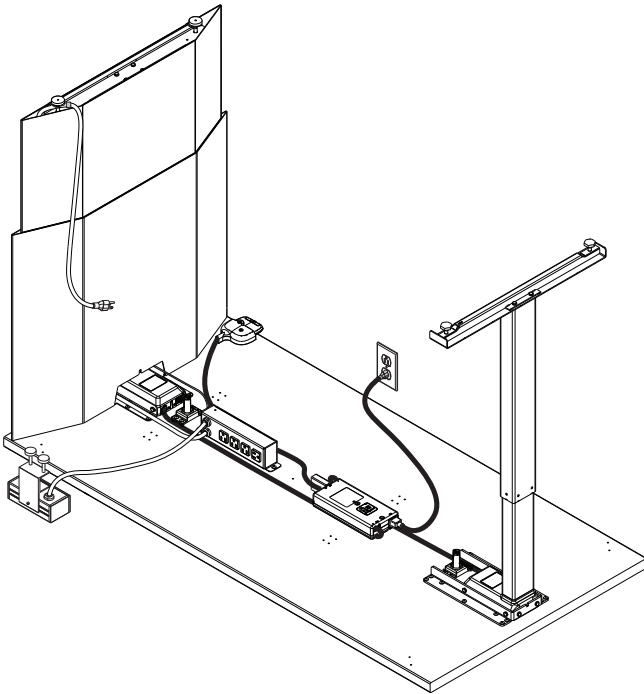
A **primary ground wire** connects and earths the upper shroud to the Slim Leg HAD PDU. A secondary ground wire connects and earths the lower shroud back to the Slim Leg HAD PDU. These ground wires run through the leg that routes power and are on the opposite side of the power cord.



#### Power Schematic Without Concealed Power Capabilities



#### Power Schematic With Concealed Power Capabilities





---

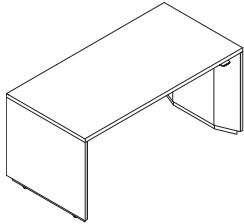
# Specifying Slim Leg HAD

## Specifying

Slim Leg HAD Freestanding	292
Slim Leg HAD Integrated Storage	296
Slim Leg HAD Modesty Panel	300
Slim Leg HAD Vertical Cable Manager	303

# Slim Leg HAD

## Slim Leg HAD Freestanding



Tip: Modular width sizes are available only in SmartTools.

### Standard Includes

- Top: Low-Pressure Laminate price group 01
- End panel: Low-Pressure Laminate price group 01
- Modesty panel: Low-Pressure Laminate price group 01, if selected
- Edge: 3 mm edgeband on user's side or veneer edge to match top
- Column: paint
- Two shrouds: paint price group 01
- Cable tray: paint price group 01
- Active touch controller

### Options

Depth	28"	Price below
	29"	Price below
	30"	Price below
	34"	Price below
	35"	Price below
	36"	Price below
Top Surface Finish	Veneer Custom Stain	No cost
	OLL Price Group 1	+\$102
	Laminate HPL Price Group 01	Price below
	Laminate HPL Price Group 02	Price below
	Laminate HPL Price Group 03	Price below
	Laminate LPL Price Group 01	Price below
	Composite Veneer Price Group 01	Price below
	Composite Veneer Price Group 02	Price below
	Veneer Full Fill	Price below
Grain Direction Top	Veneer Price Group 01	Price below
	Veneer Price Group 03	Price below
Grain Direction Top	Long Grain	No cost
	Short Grain	No cost
End Panel Finish	Veneer Custom Stain	No cost
	OLL Price Group 1	+\$102
	Laminate HPL Price Group 01	Price below
	Laminate HPL Price Group 02	Price below
	Laminate HPL Price Group 03	Price below
	Laminate LPL Price Group 01	Price below
	Composite Veneer Price Group 01	Price below
	Composite Veneer Price Group 02	Price below
	Veneer Price Group 01	Price below
End Panel Grain Direction	Veneer Price Group 03	Price below
	Horizontal Grain Direction	No cost
	No Grain Direction	No cost
Shroud Finish	Vertical Grain Direction	No cost
	Paint Price Group 01	No cost
	Paint Price Group 02	+\$88
Cable Tray Finish	Paint Price Group 03	+\$146
	Paint Price Group 01	No cost
	Paint Price Group 02	+\$26
Controller	Paint Price Group 03	+\$53
	Active Touch Controller	No cost
	Simple Touch Controller	-\$74

Tip: Top grain direction defaults to long grain.

Tip: End panel grain direction defaults to vertical.

Tip: The cable tray is 2 5/8"H by 7 3/8"D. There is a 1/2" gap between the bottom of the surface and the top of the tray.

► Product Information continued on next page



# Slim Leg HAD

## Slim Leg HAD Freestanding

### ► Product Information continued from previous page

Options		
Cable Cover Finish Group	Paint Price Group 01	No cost
	Paint Price Group 02	+\$21
	Paint Price Group 03	+\$39
Modesty Panel	No Modesty Panel	No cost
	Modesty Panel	Price below
Modesty Panel Finish	Veneer Custom Stain	No cost
	OLL Price Group 1	+\$102
	Laminate HPL Price Group 01	Price below
	Laminate HPL Price Group 02	Price below
	Laminate HPL Price Group 03	Price below
	Laminate LPL Price Group 01	Price below
	Composite Veneer Price Group 01	Price below
	Composite Veneer Price Group 02	Price below
	Veneer Price Group 01	Price below
Modesty Panel Grain Direction	Veneer Price Group 03	Price below
Modesty Panel Grain Direction	Horizontal Grain Direction	No cost
	Vertical Grain Direction	No cost
Scallop	No Scallop	No cost
	With Scallop	+\$32
Infeed Location	Inside Shroud	No cost
	Outside Shroud	No cost
Cord Management	No Cord Management	No cost
	With Vert Cable Magnet Cover	+\$100
Power Configuration	No Power	No cost
	Under Worksurface 4 Outlet	No cost
	Under Worksurface 6 Outlet	+\$49
Clamp on Power Configuration	Utility Power Only	+\$355
	Utility Power with Clamp-on	+\$667
Clamp on Power Finish	Plastic - PG1	No cost
	Plastic - PG2	+\$48
Tamper Resistance	No Tamper Resistance	No cost
	With Tamper Resistance	Utility Power Only: +\$57 Utility Power with Clamp-on: +\$85
Power Option	3 Power	No cost
	2 Power 1 USB A	+\$133
	2 Power 1 USB A + C	+\$377
	2 Power 1 USB C	+\$397
Cord Length	9 Feet (Chicago)	+\$24
	10 Feet	+\$26
Cord Type	Standard	No cost
	Braided	+\$80
Cord Color	Black	No cost
	White	No cost
Power Cord Finish	Braided Cord	No cost

### ► Product Information continued on next page

Tip: The cable tray finish defaults to 7360 Merle.

Tip: The standard active touch controller is Bluetooth-enabled to allow pairing with the Steelcase Rise app.

Tip: Modesty panel grain direction defaults to horizontal.

Tip: When selecting an inside shroud for infeed location, select no cord management for the cord management option. The cord management option is used when an outside shroud is selected, as the infeed location and a vertical magnetic cable manager is desired.

Tip: The vertical cable manager is magnetic. Do not slide cable manager against shroud once attached.

Tip: Standard cord is available in black or white only. Braided cord is available in several colors. The cord type that is chosen drives the available cord color choices.

# Slim Leg HAD

## Slim Leg HAD Freestanding

► Product Information continued from previous page

### Specification Information

Dimensions		Base Prices						
D	H							
		LPL	HPL	HPL 02	HPL 03	Composite Veneer	Veneer	Veneer 03
<b>End Panel</b>								
28", 29", or 30"	25 1/8"	No cost	+\$8	+\$26	+\$74	+\$912	+\$912	+\$1353
34", 35", or 36"	25 1/8"	No cost	+\$9	+\$32	+\$87	+\$979	+\$979	+\$1417

Dimensions		Modesty Panel Height		Base Prices						
Worksurface Width										
W	W	H	H							
Modular	Parametric	Modular	Parametric							
				LPL	HPL	HPL 02	HPL 03	Composite Veneer	Veneer	Veneer 03
<b>3/4” Thick Modesty Panel</b>										
<i>Tip: Modesty panel width is driven by the worksurface width.</i>										
60”	60”	9”	9”	+\$353	+\$370	+\$385	+\$426	+\$860	+\$860	+\$1243
66”	60 1/16”–66”	9”	9”	+\$364	+\$382	+\$397	+\$438	+\$884	+\$884	+\$1308
72”	66 1/16”–72”	9”	9”	+\$372	+\$391	+\$404	+\$446	+\$906	+\$906	+\$1372
78”	72 1/16”–78”	9”	9”	+\$384	+\$402	+\$417	+\$459	+\$934	+\$934	+\$1442
84”	78 1/16”–84”	9”	9”	+\$392	+\$409	+\$425	+\$465	+\$961	+\$961	+\$1514
60”	60”	12”	10”–12”	+\$360	+\$378	+\$400	+\$452	+\$876	+\$876	+\$1259
66”	60 1/16”–66”	12”	10”–12”	+\$372	+\$391	+\$412	+\$463	+\$903	+\$903	+\$1327
72”	66 1/16”–72”	12”	10”–12”	+\$379	+\$398	+\$420	+\$472	+\$925	+\$925	+\$1390
78”	72 1/16”–78”	12”	10”–12”	+\$392	+\$409	+\$432	+\$484	+\$954	+\$954	+\$1462
84”	78 1/16”–84”	12”	10”–12”	+\$398	+\$419	+\$440	+\$492	+\$981	+\$981	+\$1534
60”	60”	15”	13”–15”	+\$367	+\$386	+\$414	+\$479	+\$896	+\$896	+\$1287
66”	60 1/16”–66”	15”	13”–15”	+\$379	+\$398	+\$425	+\$489	+\$920	+\$920	+\$1358
72”	66 1/16”–72”	15”	13”–15”	+\$387	+\$405	+\$433	+\$498	+\$943	+\$943	+\$1424
78”	72 1/16”–78”	15”	13”–15”	+\$398	+\$419	+\$445	+\$511	+\$972	+\$972	+\$1495
84”	78 1/16”–84”	15”	13”–15”	+\$405	+\$427	+\$455	+\$519	+\$1001	+\$1001	+\$1567
60”	60”	18”	16”–18”	+\$375	+\$393	+\$425	+\$505	+\$912	+\$912	+\$1306
66”	60 1/16”–66”	18”	16”–18”	+\$386	+\$405	+\$438	+\$517	+\$940	+\$940	+\$1378
72”	66 1/16”–72”	18”	16”–18”	+\$396	+\$415	+\$446	+\$525	+\$961	+\$961	+\$1443
78”	72 1/16”–78”	18”	16”–18”	+\$405	+\$427	+\$460	+\$538	+\$993	+\$993	+\$1515
84”	78 1/16”–84”	18”	16”–18”	+\$415	+\$436	+\$467	+\$546	+\$1021	+\$1021	+\$1588

► Product Information continued on next page

# Slim Leg HAD

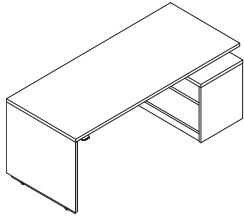
## Slim Leg HAD Freestanding

### Specification Information

Style Number	Dimensions		W Modular	W Parametric	Base Prices						
	D				LPL	HPL	HPL 02	HPL 03	Composite Veneer	Veneer	Veneer 03
Top											
SLHAD2S	28", 29", or 30"	60"	60"	\$5121	\$5359	\$5383	\$5439	\$6251	\$6251	\$6437	\$6324
	28", 29", or 30"	66"	60 1/16"—66"	\$5164	\$5403	\$5427	\$5483	\$6318	\$6318	\$6522	\$6398
	28", 29", or 30"	72"	66 1/16"—72"	\$5205	\$5447	\$5470	\$5529	\$6380	\$6380	\$6606	\$6467
	28", 29", or 30"	78"	72 1/16"—78"	\$5254	\$5497	\$5520	\$5579	\$6452	\$6452	\$6699	\$6545
	28", 29", or 30"	84"	78 1/16"—84"	\$5281	\$5527	\$5549	\$5609	\$6501	\$6501	\$6772	\$6603
SLHAD2S	34", 35", or 36"	60"	60"	\$5222	\$5464	\$5487	\$5546	\$6363	\$6363	\$6549	\$6437
	34", 35", or 36"	66"	60 1/16"—66"	\$5265	\$5510	\$5532	\$5592	\$6431	\$6431	\$6634	\$6511
	34", 35", or 36"	72"	66 1/16"—72"	\$5308	\$5555	\$5581	\$5637	\$6495	\$6495	\$6723	\$6583
	34", 35", or 36"	78"	72 1/16"—78"	\$5355	\$5604	\$5629	\$5686	\$6568	\$6568	\$6816	\$6661
	34", 35", or 36"	84"	78 1/16"—84"	\$5384	\$5636	\$5660	\$5718	\$6620	\$6620	\$6889	\$6721

# Slim Leg HAD

## Slim Leg HAD Integrated Storage



Tip: Modesty panel grain direction defaults to horizontal.

Tip: Modular width sizes are available only in SmartTools.

Tip: Width is specifiable in 1/16" increments between 60"W and 84"W.

### Standard Includes

- Top: Low-Pressure Laminate price group 01
- End panel: Low-Pressure Laminate price group 01
- Modesty panel: Low-Pressure Laminate price group 01, if selected
- Edge: 3 mm edgeband on user's side or veneer edge to match top
- Column: paint
- One shroud: paint price group 01
- End cover: paint
- Cable tray: paint price group 01
- Active touch controller

### Options

Depth	28"	Price below
	29"	Price below
	30"	Price below
	34"	Price below
	35"	Price below
	36"	Price below
Top Surface Finish	Veneer Custom Stain	No cost
	OLL Price Group 1	+\$102
	Laminate HPL Price Group 01	Price below
	Laminate HPL Price Group 02	Price below
	Laminate HPL Price Group 03	Price below
	Laminate LPL Price Group 01	Price below
	Composite Veneer Price Group 01	Price below
	Composite Veneer Price Group 02	Price below
	Veneer Full Fill	Price below
	Veneer Price Group 01	Price below
	Veneer Price Group 03	Price below
Grain Direction Top	Long Grain	No cost
	Short Grain	No cost
End Panel Finish	Veneer Custom Stain	No cost
	OLL Price Group 1	+\$102
	Laminate HPL Price Group 01	Price below
	Laminate HPL Price Group 02	Price below
	Laminate HPL Price Group 03	Price below
	Laminate LPL Price Group 01	Price below
	Composite Veneer Price Group 01	Price below
	Composite Veneer Price Group 02	Price below
	Veneer Price Group 01	Price below
	Veneer Price Group 03	Price below
End Panel Grain Direction	Horizontal Grain Direction	No cost
	No Grain Direction	No cost
	Vertical Grain Direction	No cost
Shroud Finish	Paint Price Group 01	No cost
	Paint Price Group 02	+\$45
	Paint Price Group 03	+\$73
Cable Tray Finish	Paint Price Group 01	No cost
	Paint Price Group 02	+\$26
	Paint Price Group 03	+\$53

Tip: The cable tray is 2 5/8"H by 7 3/8"D. There is a 1/2" gap between the bottom of the surface and the top of the tray.

► Product Information continued on next page

# Slim Leg HAD

## Slim Leg HAD Integrated Storage

### ► Product Information continued from previous page

Options		
Controller	Active Touch Controller	No cost
	Simple Touch Controller	-\$74
Modesty Panel	No Modesty Panel	No cost
	Modesty Panel	Price below
Modesty Panel Finish	Veneer Custom Stain	No cost
	OLL Price Group 1	+\$102
	Laminate HPL Price Group 01	Price below
	Laminate HPL Price Group 02	Price below
	Laminate HPL Price Group 03	Price below
	Laminate LPL Price Group 01	Price below
	Composite Veneer Price Group 01	Price below
	Composite Veneer Price Group 02	Price below
	Veneer Price Group 01	Price below
	Veneer Price Group 03	Price below
Modesty Panel Grain Direction	Horizontal Grain Direction	No cost
	Vertical Grain Direction	No cost
Scallop	No Scallop	No cost
	With Scallop	+\$32
Pinch Point	1 Inch	No cost
	2 Inches	No cost
Infeed Location	Inside Shroud	No cost
	Outside Shroud	No cost
Power Configuration	No Power	No cost
	Under Worksurface 4 Outlet	No cost
	Under Worksurface 6 Outlet	+\$49
Clamp on Power Configuration	Utility Power Only	+\$355
	Utility Power with Clamp-on	+\$667
Clamp on Power Finish	Plastic - PG1	No cost
	Plastic - PG2	+\$48
Tamper Resistance	No Tamper Resistance	No cost
	With Tamper Resistance	Utility Power Only: +\$57 Utility Power with Clamp-on: +\$85
Power Option	3 Power	No cost
	2 Power 1 USB A	+\$133
	2 Power 1 USB A + C	+\$377
	2 Power 1 USB C	+\$397
Cord Length	9 Feet (Chicago)	+\$24
	10 Feet	+\$26
Cord Type	Standard	No cost
	Braided	+\$80
Cord Color	Black	No cost
	White	No cost
Power Cord Finish	Braided Cord	No cost

### ► Product Information continued on next page

Tip: The cable tray finish defaults to 7360 Merle.

Tip: The standard active touch controller is Bluetooth-enabled to allow pairing with the Steelcase Rise app.

Tip: A 2" pinch point is preferred when a tackboard or panel is mounted to the wall on the storage side of the height-adjustable desk.

Tip: When selecting an inside shroud for infeed location, select no cord management for the cord management option. The cord management option is used when an outside shroud is selected, as the infeed location and a vertical magnetic cable manager is desired.

Tip: Standard cord is available in black or white only. Braided cord is available in several colors. The cord type that is chosen drives the available cord color choices.

# Slim Leg HAD

## Slim Leg HAD Integrated Storage

► Product Information continued from previous page

### Specification Information

Dimensions		Base Prices						
D	H							
		LPL	HPL	HPL 02	HPL 03	Composite Veneer	Veneer	Veneer 03
<b>End Panel</b>								
28", 29", or 30"	25 1/8"	No cost	+\$3	+\$15	+\$37	+\$457	+\$457	+\$676
34", 35", or 36"	25 1/8"	No cost	+\$4	+\$17	+\$45	+\$488	+\$488	+\$709

Dimensions		Modesty Panel Height		Base Prices						
Worksurface Width		H	H							
W	W									
Modular	Parametric	Modular	Parametric							
				LPL	HPL	HPL 02	HPL 03	Composite Veneer	Veneer	Veneer 03
<b>3/4" Thick Modesty Panel - Partial</b>										
<i>Tip: Modesty panel width is driven by the worksurface width.</i>										
60"	60"	9"	9"	+\$346	+\$363	+\$376	+\$407	+\$844	+\$844	+\$1139
66"	60 1/16"–66"	9"	9"	+\$358	+\$376	+\$387	+\$420	+\$868	+\$868	+\$1207
72"	66 1/16"–72"	9"	9"	+\$364	+\$384	+\$396	+\$427	+\$888	+\$888	+\$1270
78"	72 1/16"–78"	9"	9"	+\$376	+\$395	+\$405	+\$438	+\$916	+\$916	+\$1339
84"	78 1/16"–84"	9"	9"	+\$384	+\$402	+\$415	+\$446	+\$943	+\$943	+\$1409
60"	60"	12"	10"–12"	+\$353	+\$370	+\$386	+\$428	+\$860	+\$860	+\$1158
66"	60 1/16"–66"	12"	10"–12"	+\$364	+\$382	+\$398	+\$441	+\$884	+\$884	+\$1224
72"	66 1/16"–72"	12"	10"–12"	+\$372	+\$391	+\$405	+\$448	+\$906	+\$906	+\$1287
78"	72 1/16"–78"	12"	10"–12"	+\$384	+\$402	+\$419	+\$461	+\$934	+\$934	+\$1358
84"	78 1/16"–84"	12"	10"–12"	+\$392	+\$409	+\$426	+\$469	+\$961	+\$961	+\$1428
60"	60"	15"	13"–15"	+\$360	+\$378	+\$400	+\$452	+\$876	+\$876	+\$1183
66"	60 1/16"–66"	15"	13"–15"	+\$372	+\$391	+\$412	+\$463	+\$903	+\$903	+\$1250
72"	66 1/16"–72"	15"	13"–15"	+\$379	+\$398	+\$420	+\$472	+\$925	+\$925	+\$1317
78"	72 1/16"–78"	15"	13"–15"	+\$392	+\$409	+\$432	+\$484	+\$954	+\$954	+\$1389
84"	78 1/16"–84"	15"	13"–15"	+\$398	+\$419	+\$440	+\$492	+\$981	+\$981	+\$1463
60"	60"	18"	16"–18"	+\$367	+\$386	+\$412	+\$475	+\$896	+\$896	+\$1201
66"	60 1/16"–66"	18"	16"–18"	+\$379	+\$398	+\$423	+\$487	+\$920	+\$920	+\$1269
72"	66 1/16"–72"	18"	16"–18"	+\$387	+\$405	+\$432	+\$495	+\$943	+\$943	+\$1336
78"	72 1/16"–78"	18"	16"–18"	+\$398	+\$419	+\$444	+\$508	+\$972	+\$972	+\$1408
84"	78 1/16"–84"	18"	16"–18"	+\$405	+\$427	+\$453	+\$517	+\$1001	+\$1001	+\$1482

► Product Information continued on next page

# Slim Leg HAD

Slim Leg HAD Integrated Storage

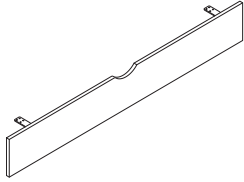
► Product Information continued from previous page

## Specification Information

Style Number	Dimensions		W Modular	W Parametric	Base Prices						
	D				LPL	HPL	HPL 02	HPL 03	Composite Veneer	Veneer	Veneer 03
Top											
SLHAD1S	28", 29", or 30"	60"	60"	\$4055	\$4241	\$4265	\$4322	\$5172	\$5172	\$5356	\$5245
	28", 29", or 30"	66"	60 1/16"—66"	\$4097	\$4284	\$4311	\$4365	\$5237	\$5237	\$5426	\$5317
	28", 29", or 30"	72"	66 1/16"—72"	\$4142	\$4332	\$4357	\$4415	\$5303	\$5303	\$5512	\$5390
	28", 29", or 30"	78"	72 1/16"—78"	\$4187	\$4380	\$4404	\$4462	\$5372	\$5372	\$5604	\$5466
	28", 29", or 30"	84"	78 1/16"—84"	\$4215	\$4411	\$4435	\$4492	\$5423	\$5423	\$5678	\$5523
SLHAD1S	34", 35", or 36"	60"	60"	\$4134	\$4324	\$4349	\$4407	\$5260	\$5260	\$5447	\$5332
	34", 35", or 36"	66"	60 1/16"—66"	\$4177	\$4370	\$4394	\$4452	\$5327	\$5327	\$5535	\$5405
	34", 35", or 36"	72"	66 1/16"—72"	\$4220	\$4416	\$4440	\$4497	\$5392	\$5392	\$5621	\$5477
	34", 35", or 36"	78"	72 1/16"—78"	\$4267	\$4464	\$4488	\$4545	\$5462	\$5462	\$5713	\$5554
	34", 35", or 36"	84"	78 1/16"—84"	\$4298	\$4496	\$4520	\$4578	\$5516	\$5516	\$5791	\$5617

# Slim Leg HAD

## Slim Leg HAD Modesty Panel



Tip: Modesty panel height should be specified in 1" increments between 9" and 18".

Tip: Partial modesty panel is for use with Slim Leg HAD integrated storage.

Tip: Full modesty panel is for use with Slim Leg HAD freestanding.

Tip: Modesty panel grain direction defaults to horizontal.

### Standard Includes

- Modesty panel: Low-Pressure Laminate price group 01
- Edge: 3 mm edgeband on user's side or veneer edge to match top

### Options

Modesty Panel Finish	Veneer Custom Stain	No cost
	OLL Price Group 1	+\$102
	Laminate HPL Price Group 01	Price below
	Laminate HPL Price Group 02	Price below
	Laminate HPL Price Group 03	Price below
	Laminate LPL Price Group 01	Price below
	Composite Veneer Price Group 01	Price below
	Composite Veneer Price Group 02	Price below
Inset	Veneer Price Group 01	Price below
	Veneer Price Group 03	Price below
Inset	Full	Price below
	Partial	Price below
Modesty Panel Grain Direction	Horizontal Grain Direction	No cost
	Vertical Grain Direction	No cost
Scalloped	No Scalloped	No cost
	With Scalloped	+\$32

### Specification Information

Style Number	Dimensions		Modesty Panel Height		Base Prices						
	Worksurface Width										
	W Modular	W Parametric	H Modular	H Parametric	LPL	HPL	HPL 02	HPL 03	Composite Veneer	Veneer	Veneer 03

### 3/4" Thick Modesty Panel - Full

For use with Slim Leg HAD Freestanding

Tip: Modesty panel width is determined by worksurface plan width.

<b>SLHMOD</b>	60"	60"	9"	9"	\$353	\$370	\$385	\$426	\$860	\$860	\$1243
	66"	60 1/16"-66"	9"	9"	\$364	\$382	\$397	\$438	\$884	\$884	\$1308
	72"	66 1/16"-72"	9"	9"	\$372	\$391	\$404	\$446	\$906	\$906	\$1372
	78"	72 1/16"-78"	9"	9"	\$384	\$402	\$417	\$459	\$934	\$934	\$1442
	84"	78 1/16"-84"	9"	9"	\$392	\$409	\$425	\$465	\$961	\$961	\$1514
<b>SLHMOD</b>	60"	60"	12"	10"-12"	\$360	\$378	\$400	\$452	\$876	\$876	\$1259
	66"	60 1/16"-66"	12"	10"-12"	\$372	\$391	\$412	\$463	\$903	\$903	\$1327
	72"	66 1/16"-72"	12"	10"-12"	\$379	\$398	\$420	\$472	\$925	\$925	\$1390
	78"	72 1/16"-78"	12"	10"-12"	\$392	\$409	\$432	\$484	\$954	\$954	\$1462
	84"	78 1/16"-84"	12"	10"-12"	\$398	\$419	\$440	\$492	\$981	\$981	\$1534

► Product Information continued on next page



# Slim Leg HAD

## Slim Leg HAD Modesty Panel

► Product Information continued from previous page

### Specification Information

Style Number	Dimensions		Modesty Panel Height		Base Prices						
	Worksurface Width										
	W Modular	W Parametric	H Modular	H Parametric	LPL	HPL	HPL 02	HPL 03	Composite Veneer	Veneer	Veneer 03

### 3/4" Thick Modesty Panel - Full

For use with Slim Leg HAD Freestanding

Tip: Modesty panel width is determined by worksurface plan width.

<b>SLHMOD</b>	60"	60"	15"	13"-15"	\$367	\$386	\$414	\$479	\$896	\$896	\$1287
	66"	60 1/16"-66"	15"	13"-15"	\$379	\$398	\$425	\$489	\$920	\$920	\$1358
	72"	66 1/16"-72"	15"	13"-15"	\$387	\$405	\$433	\$498	\$943	\$943	\$1424
	78"	72 1/16"-78"	15"	13"-15"	\$398	\$419	\$445	\$511	\$972	\$972	\$1495
	84"	78 1/16"-84"	15"	13"-15"	\$405	\$427	\$455	\$519	\$1001	\$1001	\$1567
<b>SLHMOD</b>	60"	60"	18"	16"-18"	\$375	\$393	\$425	\$505	\$912	\$912	\$1306
	66"	60 1/16"-66"	18"	16"-18"	\$386	\$405	\$438	\$517	\$940	\$940	\$1378
	72"	66 1/16"-72"	18"	16"-18"	\$396	\$415	\$446	\$525	\$961	\$961	\$1443
	78"	72 1/16"-78"	18"	16"-18"	\$405	\$427	\$460	\$538	\$993	\$993	\$1515
	84"	78 1/16"-84"	18"	16"-18"	\$415	\$436	\$467	\$546	\$1021	\$1021	\$1588

Style Number	Dimensions		Modesty Panel Width		Base Prices						
	Worksurface Width										
	W Modular	W Parametric	H Modular	H Parametric	LPL	HPL	HPL 02	HPL 03	Composite Veneer	Veneer	Veneer 03

### 3/4" Thick Modesty Panel - Partial

For use with Slim Leg HAD Integrated Storage

Tip: Modesty panel width is determined by worksurface plan width.

<b>SLHMOD</b>	60"	60"	9"	9"	\$346	\$363	\$376	\$407	\$844	\$844	\$1139
	66"	60 1/16"-66"	9"	9"	\$358	\$376	\$387	\$420	\$868	\$868	\$1207
	72"	66 1/16"-72"	9"	9"	\$364	\$384	\$396	\$427	\$888	\$888	\$1270
	78"	72 1/16"-78"	9"	9"	\$376	\$395	\$405	\$438	\$916	\$916	\$1339
	84"	78 1/16"-84"	9"	9"	\$384	\$402	\$415	\$446	\$943	\$943	\$1409

► Product Information continued on next page

# Slim Leg HAD

## Slim Leg HAD Modesty Panel

► Product Information continued from previous page

### Specification Information

Style	Dimensions		Modesty Panel Width		Base Prices						
Number	Worksurface Width										
	W	W	H	H							
	Modular	Parametric	Modular	Parametric							
					LPL	HPL	HPL 02	HPL 03	Composite Veneer	Veneer	Veneer 03

### 3/4" Thick Modesty Panel - Partial

For use with Slim Leg HAD Integrated Storage

*Tip: Modesty panel width is determined by worksurface plan width.*

<b>SLHMOD</b>	60"	60"	12"	10"-12"	\$353	\$370	\$386	\$428	\$860	\$860	\$1158
	66"	60 1/16"-66"	12"	10"-12"	\$364	\$382	\$398	\$441	\$884	\$884	\$1224
	72"	66 1/16"-72"	12"	10"-12"	\$372	\$391	\$405	\$448	\$906	\$906	\$1287
	78"	72 1/16"-78"	12"	10"-12"	\$384	\$402	\$419	\$461	\$934	\$934	\$1358
	84"	78 1/16"-84"	12"	10"-12"	\$392	\$409	\$426	\$469	\$961	\$961	\$1428
<b>SLHMOD</b>	60"	60"	15"	13"-15"	\$360	\$378	\$400	\$452	\$876	\$876	\$1183
	66"	60 1/16"-66"	15"	13"-15"	\$372	\$391	\$412	\$463	\$903	\$903	\$1250
	72"	66 1/16"-72"	15"	13"-15"	\$379	\$398	\$420	\$472	\$925	\$925	\$1317
	78"	72 1/16"-78"	15"	13"-15"	\$392	\$409	\$432	\$484	\$954	\$954	\$1389
	84"	78 1/16"-84"	15"	13"-15"	\$398	\$419	\$440	\$492	\$981	\$981	\$1463
<b>SLHMOD</b>	60"	60"	18"	16"-18"	\$367	\$386	\$412	\$475	\$896	\$896	\$1201
	66"	60 1/16"-66"	18"	16"-18"	\$379	\$398	\$423	\$487	\$920	\$920	\$1269
	72"	66 1/16"-72"	18"	16"-18"	\$387	\$405	\$432	\$495	\$943	\$943	\$1336
	78"	72 1/16"-78"	18"	16"-18"	\$398	\$419	\$444	\$508	\$972	\$972	\$1408
	84"	78 1/16"-84"	18"	16"-18"	\$405	\$427	\$453	\$517	\$1001	\$1001	\$1482

# Slim Leg HAD

Slim Leg HAD Vertical Cable Manager



Standard Includes				
• Cable cover: paint price group 01				
Options				
Cable Cover Finish Group		Paint Price Group 01		No cost
		Paint Price Group 02		+\$21
		Paint Price Group 03		+\$39
Specification Information				
Dimensions			Style	Base
D	W	H	Number	Price
Slim Leg HAD Vertical Cable Manager				
2 3/4"	1 1/8"	24 1/8"	SLHVCM	\$100


Slim Leg HAD



---

# Understanding Power and Communication Accessories

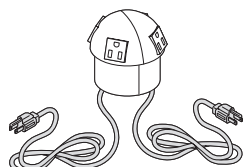
	
Statement of Line	306

	
<b>Product Details</b>	
Power and Communication Spheres and Ports	<b>308</b>

Local electrical codes vary.  
Consult a qualified electrical  
contractor or engineer for  
the proper installation of  
electrical equipment.

# Statement of Line

## Power and Communication Accessories



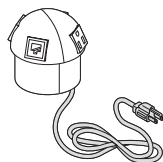
### Power Sphere

Understanding

► Page 308

Specifying

► Page 312



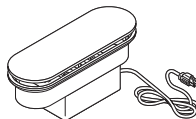
### Power and Communication Sphere

Understanding

► Page 308

Specifying

► Page 312



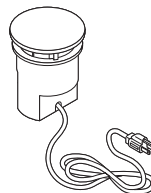
### Oval Power and Communication Ports

Understanding

► Page 308

Specifying

► Page 313



### Round Power and Communication Ports

Understanding

► Page 308

Specifying

► Page 313



### Wire Manager

Understanding

► Page 308

Specifying

► Page 314



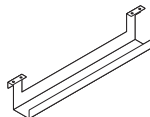
### Wire Clips

Understanding

► Page 308

Specifying

► Page 314



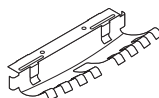
### Cable Tray

Understanding

► Page 308

Specifying

► Page 314



### Internode Cord and Cable Managers

Specifying


► Page 315



### Internode Harness Clip

Specifying

► Page 315



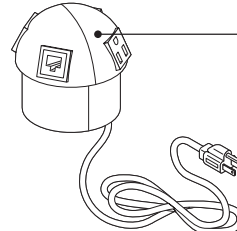
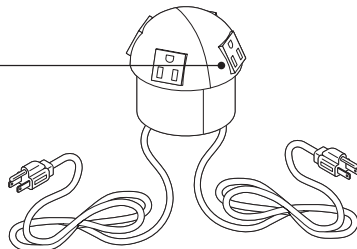
# Power and Communication Spheres and Ports

## Power and communication spheres and port

provide convenient desktop access to power outlets and data jacks.

**Power spheres** have four electrical outlets and two 6' cords with plug.

► Specifying, page 312

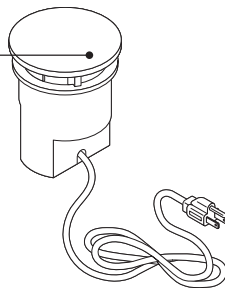


**Power and communication spheres** provide two electrical outlets, face plates for two customer-supplied voice/data jacks, and a 6' cord with plug or conduit.

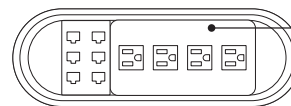
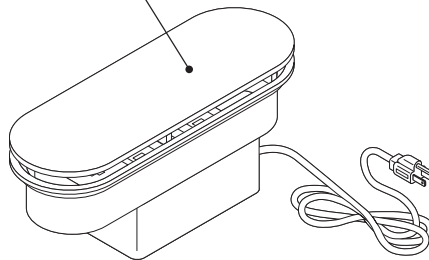
► Specifying, page 312

**Oval and round power and communication ports** have low-profile covers that are almost flush with worksurface.

► Specifying, page 313



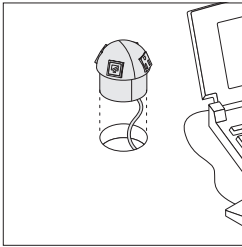
**Round power and communication port** includes two outlets and two adapters to accommodate customer-supplied standard voice/data jacks.



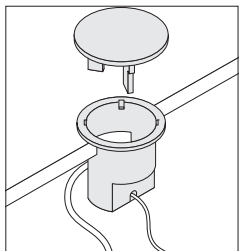
**Oval power and communication port** includes four outlets and can accommodate up to six voice/data jacks. Port ships with six Cat 5e RJ 45 jacks and six Cat 3 RJ11 jacks.



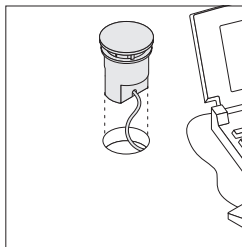
## Product Details



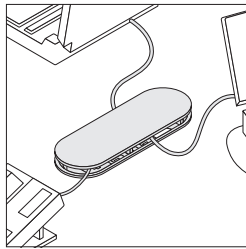
**Power and communication spheres** are field installed.




**Oval and round power and communication ports** contain an opening in one side of lower port that allows excess wire and cable cords to drop beneath the worksurface, leaving the port clear.



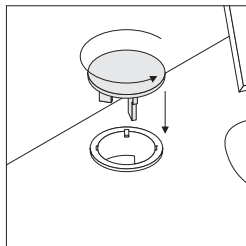
**Round port** is field installed.



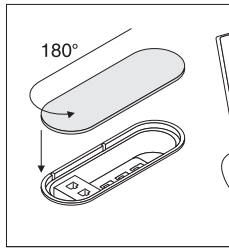
**Oval port** is ideal for use with conference tables or other installations requiring high-capacity power and communication.



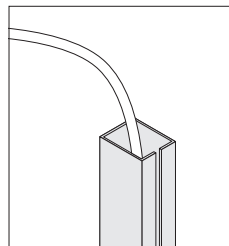
**Lid of port** in up position allows low-profile routing.



**Lid** can drop down when port is not in use and conceal outlets. Twist lid until legs line up with slots and push down until lid is flush with housing.



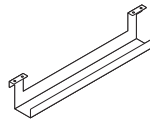
**Lid on oval port** can drop down when not in use and conceal outlets. Turn lid 180° and push down so lid will be flush with housing.



**Wire manager** is available to organize cables routed vertically or horizontally beneath the worksurface. It can be cut on site as needed.  
▶ Page 314



**Double clip** can be screwed to the underside of a worksurface.  
▶ Page 314



**Cable storage trays**, field installed under the worksurface, hold cables out of the way.

## Wiring & Cabling

**6' power cord** is included on power and communication spheres and port.

**Chicago, New York City, and Los Angeles** have special requirements.

**Underwriters Laboratory (UL) and Canadian Standards Association (CSA) listed.** These products have been designed to meet U.S. and Canadian national electrical and energy codes and most local building codes. Local electrical codes vary. Consult a qualified electrician or electrical engineer for proper installation of all electrical equipment.

## Surface Materials

**Power spheres, power and communication spheres, and power and communication ports**

- Black plastic only



# Specifying Power and Communication Accessories

## Specifying

### Power and Communication Accessories

Power Sphere	312
Power and Communication Sphere	312
Oval Power and Communication Ports	313
Round Power and Communication Ports	313
Wire Manager	314
Wire Clips	314
Cable Tray	314

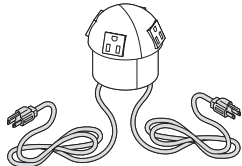
### Cabling Components

Internode Cord and Cable Managers	315
Internode Harness Clips	315

Local electrical codes vary.  
Consult a qualified electrical  
contractor or engineer for  
the proper installation of  
electrical equipment.

# Power and Communication Accessories

## Power Sphere

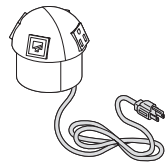


Tip: Sphere is field installed.

Standard Includes				Required to Specify
<ul style="list-style-type: none"> <li>▶ Need help? Product details, page 308</li> <li>• Sphere with four simplex electrical outlets: black plastic</li> <li>• Two 6' power cords (each rated at 15 amps), if selected: black plastic</li> </ul>				Style number
Specification Information				
• Dimensions			• Style	• U.S.
D	W	H	Number	Price
3 3/8"	3 3/8"	3"	PTDMGB1	\$365
•	•	•	•	•

### Four Electrical Outlets with 6' Power Cords

## Power and Communication Sphere



Tip: Sphere is field installed.

Tip: Face plates in sphere accommodates standard voice/data jacks. Order jacks by calling any of the manufacturers listed below:

- AMP Corporation 1.800.522.6752
- Leviton 1.800.722.2082
- Lucent 1.800.344.0223
- Krone 1.800.775.5766
- Panduit 1.800.777.3300

Standard Includes				Required to Specify
<ul style="list-style-type: none"> <li>▶ Need help? Product details, page 308</li> <li>• Sphere with two simplex electrical outlets: black plastic</li> <li>• Face plates to accommodate two customer-supplied voice/data jacks: black plastic</li> <li>• 6' power cord with plug rated at 15 amps, if selected: black plastic</li> </ul>				Style number
Specification Information				
• Dimensions			• Style	• U.S.
D	W	H	Number	Price
3 3/8"	3 3/8"	3"	PTDMGB3	\$365
•	•	•	•	•

### Sphere with One 6' Power Cord

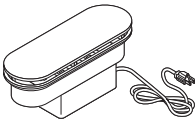


### For Canadian Pricing

Multiply U.S. Price by the Canadian price factor.

▶ See page 1 for details.

Oval Power and Communication Ports



Tip: Port is field installed.

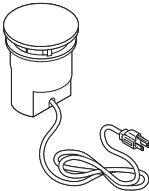
Tip: Jacks can be purchased by calling any of the manufacturers listed below:

- AMP Corporation 1.800.522.6752
- Leviton 1.800.722.2082
- Lucent 1.800.344.0223
- Krone 1.800.775.5766
- Panduit 1.800.777.3300

Standard Includes	Required to Specify
<ul style="list-style-type: none"><li>▶ Need help? Product details, page 308</li><li>• Oval unit with four electrical outlets and circuit breaker: black plastic</li><li>• Oval cap: black plastic</li><li>• 6' power cord with plug rated at 15 amps</li><li>• Decorative metal cap, if selected: 9201 Polished Chrome or 9211 Nickel</li><li>• Six Cat 5e RJ 45 jacks and six Cat 3 RJ11 jacks</li></ul>	<ul style="list-style-type: none"><li>1 Style number</li><li>2 Finish color number for decorative metal cap, if selected: 9201 Polished Chrome 9211 Nickel</li></ul>

Specification Information				
Dimensions			Style	U.S.
D	W	H	Number	Price
12 <sup>3</sup> / <sub>8</sub> "	3 <sup>7</sup> / <sub>8</sub> "	4 <sup>9</sup> / <sub>16</sub> "	PTRLGB1	\$798
.	.	.	.	.
Oval Power and Communication Port				
12 <sup>3</sup> / <sub>8</sub> "	3 <sup>7</sup> / <sub>8</sub> "	4 <sup>9</sup> / <sub>16</sub> "	PTRLGB1	\$798
.	.	.	.	.
Decorative Metal Cap				
12 <sup>3</sup> / <sub>8</sub> "	3 <sup>7</sup> / <sub>8</sub> "	1/4"	PTRLGBCAP	\$196
.	.	.	.	.

Round Power and Communication Ports



Tip: Port is field installed.

Tip: Jacks can be purchased by calling any of the manufacturers listed below:

- AMP Corporation 1.800.522.6752
- Leviton 1.800.722.2082
- Lucent 1.800.344.0223
- Krone 1.800.775.5766
- Panduit 1.800.777.3300

Standard Includes	Required to Specify
<ul style="list-style-type: none"><li>▶ Need help? Product details, page 308</li><li>• Round unit with two electrical outlets: black plastic</li><li>• 6' power cord with plug rated at 15 amps: black plastic</li><li>• Adapters for two customer-supplied data couplers/jacks</li><li>• Decorative metal cap, if selected: 9201 Polished Chrome or 9211 Nickel</li></ul>	<ul style="list-style-type: none"><li>1 Style number</li><li>2 Finish color number for decorative metal cap, if selected: 9201 Polished Chrome 9211 Nickel</li></ul>

Specification Information				
Dimensions			Style	U.S.
D	W	H	Number	Price
4 <sup>1</sup> / <sub>4</sub> "	4 <sup>1</sup> / <sub>4</sub> "	4 <sup>5</sup> / <sub>16</sub> "	PTRSGB1	\$541
.	.	.	.	.
Round Power and Communication Port				
4 <sup>1</sup> / <sub>4</sub> "	4 <sup>1</sup> / <sub>4</sub> "	4 <sup>5</sup> / <sub>16</sub> "	PTRSGB1	\$541
.	.	.	.	.
Decorative Metal Cap				
4 <sup>1</sup> / <sub>2</sub> "	4 <sup>1</sup> / <sub>4</sub> "	1/4"	PTRSGBCAP	\$101
.	.	.	.	.

 **For Canadian Pricing**  
Multiply U.S. Price by the Canadian price factor.  
▶ See page 1 for details.

## Power and Communication Accessories, continued

## Wire Manager



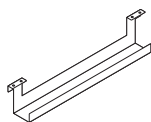
Standard Includes			Required to Specify	
▶ Need help? Product details, page 308			• 25" wire manager with double-sided tape: black plastic	Style number
Specification Information				
• Dimensions			• Style	• U.S.
D	W	H	Number	Price
1"	3/4"	25"	AWVW	\$22

## Wire Clips



Standard Includes		Required to Specify
▶ Need help? Product details, page 309		Style number
• Carton of six: black plastic only		
• Foam tape		
• Mounting screws		
Specification Information		
Style Number	U.S. Price	
999CHT	\$106	

## Cable Tray



Tip: Cable tray can be mounted behind a technology modesty panel.

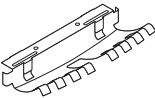
Standard Includes			Required to Specify	
▶ Need help? Product details, page 308			Style number	
• Cable tray: black paint only				
• Attachment hardware				
Specification Information				
• Dimensions			• Style	• U.S.
D	W	H	Number	Price
3"	32"	5¼"	AWAA	\$106



**For Canadian Pricing**  
Multiply U.S. Price by the Canadian price factor.  
▶ See page 1 for details.

# Cabling Components

## Internode Cord and Cable Managers



Tip: Use the cord and cable manager to manage a large volume of wires or to hold conduit, from power units and power channels.

Standard Includes				Required to Specify
<ul style="list-style-type: none"><li>Cord and cable manager: 6653 Solar Black only</li><li>Package of four</li></ul>				Style number
Specification Information				
Dimensions			Style Number	U.S. Price
D	W	H		
3½"	10"	1¾"	GFUCCM	\$199

## Internode Harness Clips



Tip: Use the harness clip to route conduit, from power units and power channels.

Standard Includes			Required to Specify
<ul style="list-style-type: none"><li>Package of 25 harness clips with screws: black only</li></ul>			Style number
Specification Information			
Diameter	Style Number	U.S. Price	
1¼"	GFUCMC	\$64	

 **For Canadian Pricing**  
Multiply U.S. Price by the Canadian price factor.  
▶ See page 1 for details.





# Understanding Lighting

<b>Shelf Light Comparison</b>	<b>318</b>
<b>Product Details</b>	
Shelf Lights	<b>320</b>
<b>Daisy Chaining</b>	<b>324</b>

**Underwriters Laboratory (UL) and Canadian Standards Association (CSA) listed.** These lights have been designed to meet U.S. and Canadian national electrical and energy codes and most local building codes. Local electrical codes vary, so you should consult a qualified electrical contractor or engineer for proper installation of all electrical equipment.

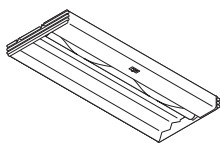
# Shelf Light Comparison

**Shelf lights** mount into the recessed bottom of storage shelves and bins to illuminate the worksurface. Shelf lights are available to control the quality of light for specific applications. Each type is compatible with Steelcase systems furniture.

## Shelf Lights

### Storage-Mounted Lights

#### Standard Shelf Light



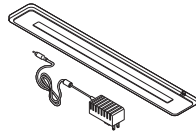
<b>Mounting Options</b>	<ul style="list-style-type: none"> <li>• Universal mounting package (standard)</li> <li>• Flush mount</li> <li>• Competitive mounting package</li> </ul>
	<ul style="list-style-type: none"> <li>Understanding <ul style="list-style-type: none"> <li>▶ Page 320</li> <li>Specifying</li> <li>▶ Page 326</li> </ul> </li> </ul>
<b>Depth</b>	9¼"
<b>Width</b>	25", 37", or 49"
<b>Lamp</b>	<ul style="list-style-type: none"> <li>• T8 Fluorescent</li> </ul>
<b>Watts/Lumens/Efficacy</b>	25"W–17 Watts/1343 Lumens/79 Efficacy 37"W–25 Watts/2150 Lumens/86 Efficacy 49"W–32 Watts/2899 Lumens/90.6 Efficacy
<b>Color Temperature</b>	3500K
<b>Description</b>	The right choice for the majority of people in today's workplace who switch frequently from task to task throughout the day.
<b>Optics</b>	Faceted, white reflector  Contrast sleeve that can be manually rotated to vary light
<b>Ballasts</b>	<ul style="list-style-type: none"> <li>• Electronic ballast</li> <li>• High power factor ballast</li> </ul>
<b>Electronic Dimmer</b>	<ul style="list-style-type: none"> <li>• Not available</li> </ul>
<b>Lens Options</b>	<ul style="list-style-type: none"> <li>• None</li> </ul>
<b>Average Rated Lamp Life</b>	<ul style="list-style-type: none"> <li>• 20,000 hours</li> </ul>
<b>Warranty</b>	<ul style="list-style-type: none"> <li>• Ballast - 5 years</li> <li>• Fixture - 12 years</li> </ul>

**Shelf lights** offer end users added control and adjustability to place the proper amount of task lighting to create a holistic work-setting. Ideally suited for recessed mount applications to bottom of bin or shelf.

## LED Shelf Light

### Storage-Mounted Lights

#### LED Shelf Light



<b>Mounting</b>	<ul style="list-style-type: none"> <li>Standard includes magnetic mount for steel bins and shelves. Optional fastener kit for wood and aluminum shelves are available.</li> </ul>
	Understanding ▶ Page 322 Specifying ▶ Page 327
<b>Depth</b>	2½"
<b>Width</b>	18"
<b>Number of LEDs</b>	102 LEDs
<b>Watts/Lumens/Efficacy</b>	9.6 Watts /522 Lumens/54 Efficacy
<b>Color Rendering Index</b>	94
<b>Color Temperature</b>	3500K
<b>Description</b>	The most environmentally-friendly light in the portfolio. Consumes only 11 watts of power, contains no harmful metals (mercury), and has a useful life of over 50,000 hours. Ideally suited for recessed mount applications to bottom of bin or shelf.
<b>Finish Options</b>	<ul style="list-style-type: none"> <li>Bottom surface clear anodized aluminum only. Plastic cover Arctic White (6009) or Black (6000).</li> </ul>
<b>Optics</b>	<ul style="list-style-type: none"> <li>Polycarbonate matte film</li> </ul>
<b>Ballasts</b>	<ul style="list-style-type: none"> <li>Energy saving low-voltage power supply</li> </ul>
<b>Electronic Dimmer</b>	<ul style="list-style-type: none"> <li>Standard on all lights</li> </ul>
<b>Average Rated Lamp Life</b>	<ul style="list-style-type: none"> <li>50,000 hrs.</li> </ul>
<b>Warranty</b>	<ul style="list-style-type: none"> <li>Power supply - 5 years</li> <li>Fixture - 12 years</li> </ul>

# Shelf Lights

## Standard

► Specifying, page 326

**End cap cord managers**, molded into the durable plastic end caps, allow you to route and manage excess cord.

**Plug** is flat so it remains close to the receptacle.

**9' cord with grounded plug** is factory installed. Length is maximum allowed by U.S. National Electrical Code. Cord with circuit breaker is available to meet the requirements of the Chicago code.

**Housing** is painted black. Optional paint colors are available.

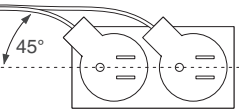
**On-off switch** is centered on the front edge of the Standard shelf light.

**Cord** exits from the center of the back of the light for Standard shelf light.

**Daisy chain cords** have modular connectors to link Standard shelf lights together.

### Product Details

**Shelf light** includes the lamp, ballast, and either a 9' cord with three-prong plug or daisy-chain cords.

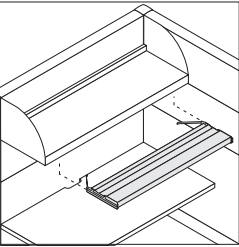


**Plug configuration** allows two Standard shelf lights to engage adjacent outlets in one receptacle.

**Energy-saving T8 lamps** have triphosphor coating for balanced color and pleasing light.

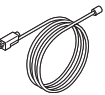
### Connections

**Shelf light mounts recessed or flush** depending on design of overhead storage bin or shelf. Installation is done in the field.



**Universal bracket** allows shelf light to be installed without tools under most metal overhead storage bins and shelves.

**Specify** Underline task light or LED shelf light for use under 24" wide bins. Standard and Bottomline 24" wide lights do not fit under 24" wide bins.



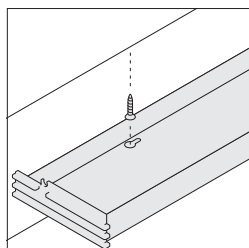
**Daisy chain starter cord** must be ordered separately when used with Standard shelf lights in a daisy chain application.

### Actual Dimensions

#### Standard

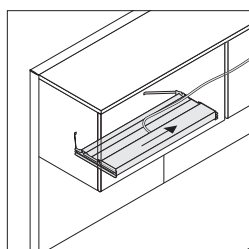
Depth	9 1/4" (235 mm)
Width	24 5/8", 36 5/8", or 48 5/8" (625 mm, 930 mm, or 1235 mm)
Height	1 3/4" (44 mm)

Width	Lamp width	Lamp wattage	Replacement lamps
24 $\frac{5}{8}$ "	24"	17 watts	F17T8-TL735
36 $\frac{5}{8}$ "	36"	25 watts	F25T8-TL735
48 $\frac{5}{8}$ "	48"	32 watts	F32T8-TL735



**Keyhole slots** in housing of fixture allow shelf light to be mounted beneath wood or laminate overhead storage bins and shelves using screws provided. Keyhole slots are also used to mount lights to overhead storage bins and shelves manufactured prior to August 1991.

**Standard shelf competitive mounting package** provides attachment hardware to mount Steelcase shelf lights on all major competitive furniture lines. Package includes screws and installation instructions.



**Shelf light** can be mounted anywhere from side to side beneath overhead storage bin or shelf. The cord length is the only limitation.

### Wiring & Cabling

**Power** drawn is approximately  $\frac{1}{2}$  amp.

**Daisy chaining** permits interconnecting up to six Standard shelf lights from a single power outlet.  
► Page 324

**Starter cord for Standard** powers first light in a daisy chain and allows you to convert any daisy chain light for independent operation.

**Electronic high-power factor ballast** that is roughly 45% more efficient than a normal power-factor ballast is available on Standard.

### Surface Materials

#### Housing

- Black paint (standard)
- Paint colors (option)

#### Reflector

- White

#### Cord

- Black plastic only

#### End cap cord manager

- Black plastic only

### Photometric Data

#### Standard

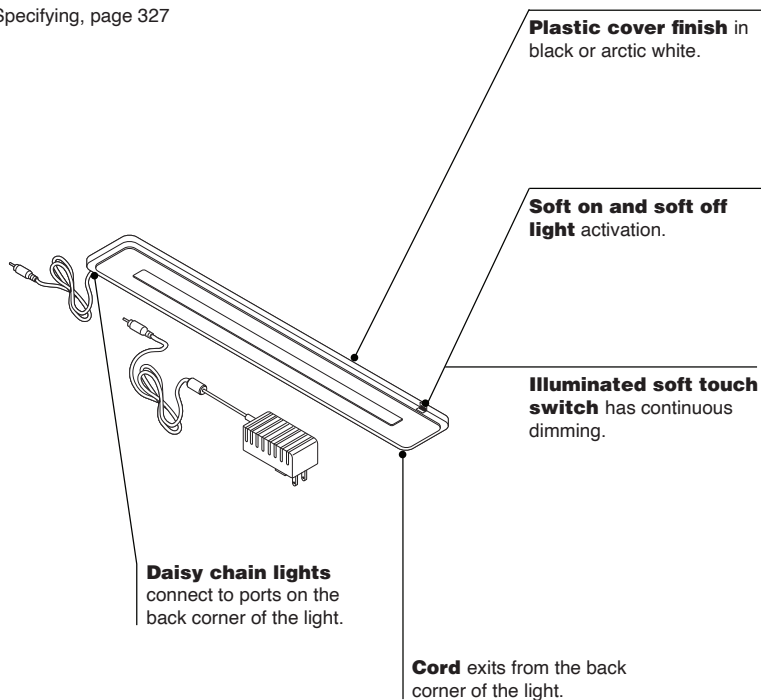
Initial horizontal footcandles for LSM24K  
Worksurface rear

3"	88	85	78	67	55	42	31	22
6"	93	90	82	70	57	43	31	23
9"	91	88	81	69	56	41	30	21
12"	82	80	72	62	50	38	28	20
15"	69	67	61	53	43	33	24	18
18"	56	55	49	43	36	28	21	16
21"	41	40	37	32	27	22	17	13
24"	29	28	26	23	19	16	13	10
27"	19	19	18	16	14	12	10	8
30"	13	13	12	11	10	9	7	6
CL	3"	6"	9"	12"	15"	18"	21"	

Worksurface front

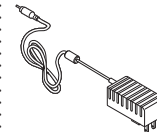
# LED Shelf Lights

► Specifying, page 327

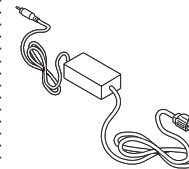


## Product Details

**Shelf light** includes the lamp and power supply with cord set. Daisy chain primary light includes lamp and larger power supply to support up to three lights. Daisy chain secondary light includes lamp and daisy chain cord set.



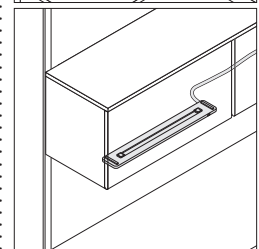
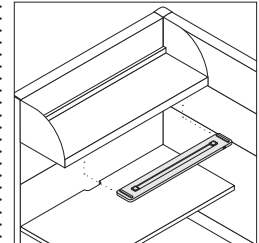
**An 18 watt power supply** is used on the LED standard light; it is 9' long with a two prong driver plug. *Tip: Energy saving mini-LEDs greatly reduce power use.*



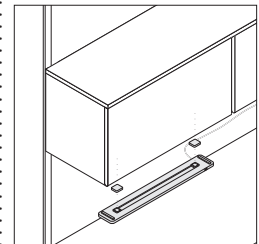
**Power supply for LED daisy chain starter light** uses an 11' 60 watt modular cord with standard two prong plug, an integrated low voltage cord, and a connector to attach to light.

## Connections

**Shelf light** mounts recessed or flush depending on design of overhead storage bin or shelf. Installation is done in the field.



**Magnetic mounting** allows shelf light to be installed without tools under most metal overhead storage bins and shelves. This mounting allows the light to be mounted to most competitive steel bins and shelves.



**Optional fastener kit** allows shelf light to be mounted to wood shelves.

**Specify** Underline task light or LED shelf light for use under 24" wide bins. Standard and Bottomline 24" wide lights do not fit under 24" wide bins.

## Actual Dimensions

**Depth** 2<sup>5</sup>/<sub>8</sub>"

**Width** 18<sup>1</sup>/<sub>8</sub>"

**Height** 1/2"

Power Supply 18 Watt Cord  
– 9' with two prong driver plug

Power Supply 60 Watt Cord Set (11')  
– Line voltage cord: 6'  
– Low voltage cord: 5'

### Wiring & Cabling

**Shelf light** includes the lamp and power supply with cord set. Daisy chain starter light includes lamp and larger power supply to support up to three lights. Daisy chain secondary light includes lamp and daisy chain cord set.

#### Power supply for LED daisy chain starter light

uses a 60 watt modular cord with standard two prong plug, an integrated low voltage cord, and a connector to attach to light. An 18 watt power supply is used on the LED standard light, it is 9' long with a two prong driver plug.

*Tip: Daisy chain starter light comes with a 60 watt power supply to support up to three lights. Daisy chain secondary lights do not come with a power supply, but instead come with a daisy chain cord set.*

### Surface Materials

#### Housing

- 6000 Black
- 6009 Arctic White

#### Reflector

- Clear anodized aluminum only

#### Cord

- Black plastic only

### Photometric Data

#### LED Shelf Light

Initial horizontal footcandles for LSL18  
Worksurface rear

12"	16	22	29	36	42	47	48	46	40	34	27	20	15
9"	20	28	38	49	59	66	67	64	56	46	35	26	19
6"	24	35	48	62	76	85	87	83	72	58	44	31	22
3"	27	39	55	72	89	101	104	98	85	67	50	35	24
CL	28	41	57	76	94	107	111	104	89	70	52	36	25
3"	26	38	54	71	88	100	103	97	83	66	49	34	24
6"	23	33	50	60	73	83	85	80	69	55	41	30	20
9"	19	26	36	46	55	62	64	61	53	43	33	24	17
12"	15	20	25	32	38	42	44	41	37	30	24	18	13
18"	15"	12"	9"	6"	3"	CL	3"	6"	9"	12"	15"	18"	

Worksurface front

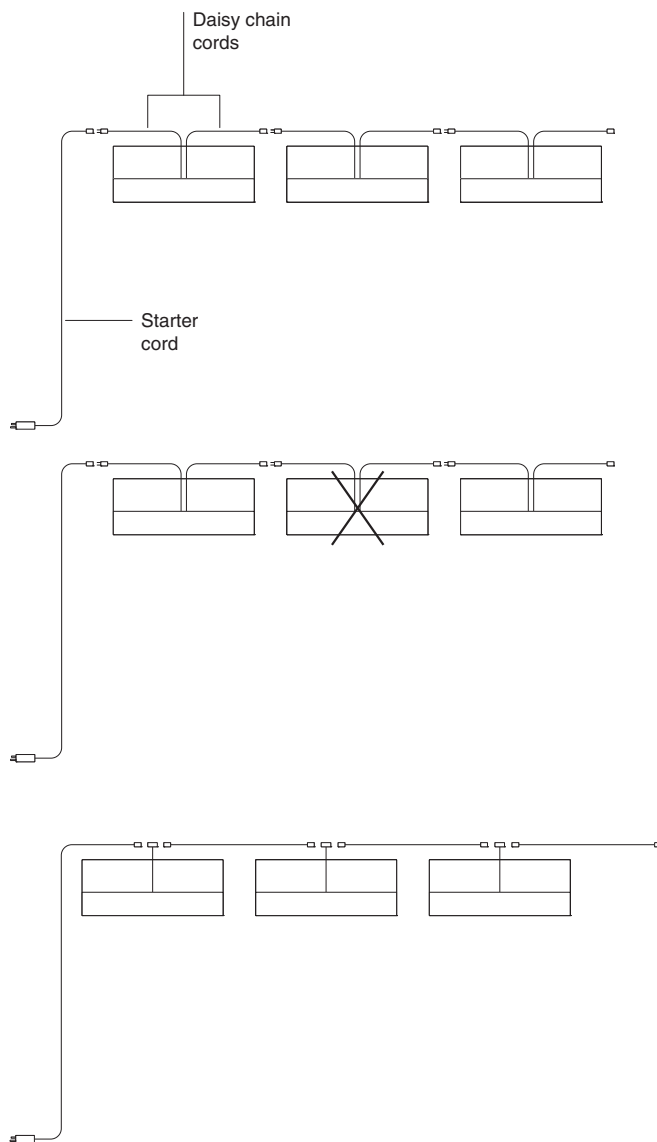
# Daisy Chaining

**Daisy chaining shelf lights** together extends power from one fixture to another within workstations to help keep receptacles clear for other uses.

**For Standard shelf lights**, starter cord is required with daisy chain cords to bring power to the first shelf light in a daisy chain so there's no need to designate where each fixture will be used within the chain.

**Power will not be interrupted** in a chain even if one of the shelf lights is turned off or its lamp has burned out. That's because the path of power through the chain doesn't pass through the lamps or switches.

**Additions** to a chain are possible at any time by adding a jumper cord.



*Tip: Daisy chaining is not allowed in Chicago. Local electrical codes vary, so you should consult a qualified electrical contractor or engineer for proper installation of all electrical equipment.*

*Tip: Overhead cabinets and shelves provide a recessed area for shelf lights. They are not designed to conceal cords when daisy chaining.*

*Tip: When using upmount brackets with overhead storage and daisy chaining lights, use the open design upmount bracket for better cord management.*



# Specifying Lighting

## Specifying

Standard Shelf Lights	326
LED Shelf Lights	327

**Underwriters Laboratory (UL) and Canadian Standards Association (CSA) listed.** These lights have been designed to meet U.S. and Canadian national electrical and energy codes and most local building codes. Local electrical codes vary, so you should consult a qualified electrical contractor or engineer for proper installation of all electrical equipment.

# Standard Shelf Lights

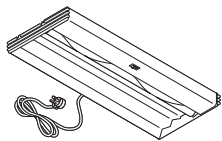
*Tip: Daisy chaining shelf lights together extends power from one fixture to another within workstations to help keep receptacles clear for other uses.*

► See page 324 for more information.

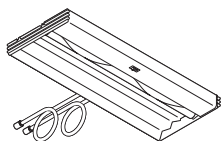
*Tip: Daisy chaining is not allowed in Chicago. Local electrical codes vary, so you should consult a qualified electrical contractor or engineer for proper installation of all electrical equipment.*

*Tip: Because shelf lights are usually recessed, black is the standard paint color. Paint colors other than black have an upcharge.*

*Tip: If an optional paint color is selected for the housing, the electrical switches and end caps will remain black plastic.*



*Tip: When ordering with standard power cord or Chicago cord, daisy chaining is not possible.*



*Tip: Remember to order a daisy chain starter cord.*  
► See Related Products on next page.



*Tip: Use with Standard shelf light with daisy chain cord only.*

	Standard Includes	Required to Specify
► Need help? Product details, page 320	<ul style="list-style-type: none"> <li>Light housing with centered on-off switch: black paint</li> <li>End cap cord managers: black plastic only</li> <li>Cords:               <ul style="list-style-type: none"> <li>— Standard and Chicago (including circuit breaker), 9' cord with three-prong plug at 45° angle: black plastic only</li> <li>— Daisy chain, one 78" cord with modular connectors for daisy chaining: black plastic only</li> </ul> </li> <li>Contrast sleeve around lamp</li> <li>Faceted reflector: white only</li> <li>T8 3500K lamp</li> <li>Ballast</li> <li>Universal mounting hardware package</li> <li>Daisy chain starter cord, if selected: black plastic only (order separately)</li> </ul>	1 Style number 2 Paint color number, if other than black (see options below) 3 Options, if selected (see below) ► See <i>Surface Materials</i> , page 330.

	Options	U.S. Price	Required to Specify
<b>Surface Materials</b>	<ul style="list-style-type: none"> <li>Painted light housing other than black</li> </ul>	+\$36	Specify paint color number for housing.
<b>Bracket Option</b>	<ul style="list-style-type: none"> <li>Competitive mounting package</li> <li>Flush mounting package</li> </ul>	No cost No cost	Specify <i>with competitive mounting package</i> . Specify <i>with flush mounting package</i> and paint color number for end cap covers.

Specification Information			
Dimensions	Lamp	Style	U.S.
D W H	Wattage	Number	Base Price
•	•	•	•
•	•	•	•
•	•	•	•

## Electronic High-Power-Factor Ballast

### With Standard Power Cord

9 1/4"	25"	1 3/4"	17 watts	<b>LSM24K</b>	\$625
9 1/4"	37"	1 3/4"	25 watts	<b>LSM36K</b>	\$662
9 1/4"	49"	1 3/4"	32 watts	<b>LSM48K</b>	\$716

### With Chicago Cord Including Circuit Breaker

9 1/4"	25"	1 3/4"	17 watts	<b>LSM24KC</b>	\$722
9 1/4"	37"	1 3/4"	25 watts	<b>LSM36KC</b>	\$759
9 1/4"	49"	1 3/4"	32 watts	<b>LSM48KC</b>	\$813

### With Daisy Chain Cords

9 1/4"	25"	1 3/4"	17 watts	<b>LSM24KD</b>	\$680
9 1/4"	37"	1 3/4"	25 watts	<b>LSM36KD</b>	\$717
9 1/4"	49"	1 3/4"	32 watts	<b>LSM48KD</b>	\$771

## Related Products

Quantity in Package	Length	Style Number	U.S. Price
•	•	•	•
•	•	•	•

## Daisy Chain Starter Cord

1	78"	<b>LS1FSC</b>	\$ 86
6	78"	<b>LS6FSC</b>	\$516
•	•	•	•

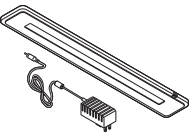
LED Shelf Lights

Tip: Maximum number of lights that can be daisy chained is three lights.

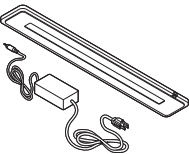
	Standard Includes	Required to Specify
▶ Need help? Product details, page 322	<ul style="list-style-type: none"><li>Aluminum extrusion with plastic cover</li><li>Power supply with cord</li><li>Soft touch switch</li><li>Thin profile accommodates recessed and low profile flush mounting</li><li>Ultra energy efficient LED light source</li><li>Universal magnetic mounting</li><li>Polycarbonate matte film diffuser</li><li>Continuous dimming</li></ul>	<ul style="list-style-type: none"><li>1 Style number</li><li>2 Plastic color number for cover: 6000 Black 6009 Arctic White</li><li>3 Options, if selected (see below)</li></ul>

	Options	U.S. Price	Required to Specify
Mounting	<ul style="list-style-type: none"><li>Fastener kit for use with wood shelf</li></ul>	+\$9	Specify with fastener kit.

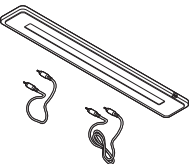
Specification Information					
Dimensions			Lamp	Style	U.S.
D	W	H	Wattage	Number	Base Price
2 1/2"	18"	1/2"	9.6 watts	LSL18	\$506
:	:	:	:	:	:



Tip: LED standard light comes with a 9' 18 watt power supply.



Tip: Daisy chain starter light comes with a 60 watt power supply that will support up to three lights in series (11' cord; 6' from power supply to power outlet, 5' from power supply to fixture). Does not include daisy chain jumper cords.



Tip: Daisy chain secondary light does not come with a power supply. Daisy chain cord package (8" and 30") comes standard with each secondary light.

LED Standard Light					
2 1/2"	18"	1/2"	9.6 watts	LSL18	\$506
:	:	:	:	:	:

LED Daisy Chain Starter Light					
2 1/2"	18"	1/2"	9.6 watts	LSL18YA	\$545
:	:	:	:	:	:

LED Daisy Chain Secondary Light					
2 1/2"	18"	1/2"	9.6 watts	LSL18YB	\$498
:	:	:	:	:	:



---

# Surface Materials

<b>Surface Materials</b>	<b>330</b>
<b>Veneer Cut Guidelines</b>	<b>335</b>
<b>Understanding Low-Pressure Laminate and High-Pressure Laminate</b>	<b>336</b>
<b>Color Availability Matrices</b>	<b>338</b>
<b>Recommended Edge Banding Finishes for Laminate Products</b>	<b>347</b>
<b>Specification Guidelines for Vertical Fabric Applications</b>	<b>348</b>

# Surface Materials

**This listing** includes all the surface material choices that are available for the products in this specification guide.

## Resources

For more information about surface materials, refer to the following resources:

**Additional surface materials specification tools** are available to assist you in the specification process—the Surface Materials Binders.

**The global surface materials palette** is a core collection of finishes that is available across multiple geographies (Americas/EMEA – Europe, Middle East, and Africa/APAC – Asia Pacific) and on global product lines, where applicable. For a list of finishes included in the offering, see the Surface Materials Reference Manual. Additional details, like product approvals by geography and finish number conversions, can also be found in the Surface Materials Reference Manual or see [steelcase.com/surface-materials](https://steelcase.com/surface-materials).

**Surface Materials Binders** include:

- Surface Materials Reference Manual
- A complete set of swatch cards for hard surfaces, vertical surface fabrics, and seating upholstery

## Wood

► See *Wood Color Availability Matrix* on page 338 for color availability by product line.

Steelcase carefully selects veneer and solid wood for consistent color and grain structure. Wood is a natural material and variations will occur in color, grain and texture. These variations are part of the inherent natural beauty of wood and are not considered defects.

Wood veneers and solid wood finishes will not be an exact match to woodgrain laminates. We highly recommend ordering physical samples to understand visual differences.

Forest Stewardship Council (FSC) certified wood (veneer and core) is available on most Steelcase wood products through the Specials RFQ process.

All wood products will darken with age and exposure to ultraviolet light. This is especially apparent with cherry and maple veneer. We recommend that desk accessories be rearranged periodically to ensure even aging of wood surfaces.

When storing your wood furniture, please follow the following guidelines:

- Do not store products in trailers
- Store products in areas that simulate office temperatures (60°F to 90°F)
- Store products in areas that maintain constant, office-like humidity levels
- Keep product away from light. Cover products to make sure they are not exposed to light.

ⓔ = Established

## Steelcase Surfaces

### Veneer

Veneers are matched for proper balance and consistency. Veneers are available or quarter cut, except for Oak, which is rift cut.

► Refer to the *Veneer Cut Guidelines* on page 335 for descriptions of each cut.

**Open-pore finish** is a medium gloss finish that leaves the wood grain texture visible to the eye and distinguishable to the touch.

### Veneer

#### Wood Group 1

##### Flat-cut open-pore

- 3062 FC/OP Graphite Walnut
- 3402 FC/OP Clear Cherry (Aged)
- 3412 FC/OP Natural Cherry ⓔ
- 3422 FC/OP Medium Cherry
- 3522 FC/OP Clear Maple
- 3592 FC/OP Blonde on Maple ⓔ
- 3702 FC/OP Clear Walnut
- 3712 FC/OP Natural Walnut
- 3752 FC/OP Medium Walnut ⓔ
- 3762 FC/OP Dark Walnut
- 3772 FC/OP Medium Mahogany on Walnut

##### Flat-Cut Open-Pore, Natural Veneer

- 3342 FC/OP Black Walnut
- 35A2 FC/OP Blanch Maple
- 37A2 FC/OP Thunder Walnut

##### Quarter-Cut Open-Pore

- 3042 QC/OP Ash
- 3222 QC/OP Clear Maple
- 3292 QC/OP Blonde on Maple ⓔ
- 3302 QC/OP Clear Walnut
- 3312 QC/OP Natural Walnut
- 3352 QC/OP Medium Walnut ⓔ
- 3362 QC/OP Dark Walnut
- 3372 QC/OP Medium Mahogany on Walnut
- 3382 QC/OP Graphite Walnut

##### Quarter-Cut Open-Pore, Natural Veneer

- 32A2 QC/OP Blanch Maple
- 33A2 QC/OP Thunder Walnut
- 3392 QC/OP Black Walnut

##### Rift-Cut Open-Pore

- 3602 RC/OP Desert Oak

##### Rift-Cut Full-Fill, Natural Veneer

- 36A2 RC/OP Volcanic Oak

#### Wood Group 3

##### Flat-Cut Open-Pore, Natural Veneer

- 3082 FC/OP Washed Walnut

## Wood Group 1

### Open-Pore Planked Veneer

- 3P41 OP Planked Cherry
- 3P51 OP Planked Maple
- 3P61 OP Planked Oak
- 3P71 OP Planked Walnut
- 3VFX OP Unmarked Oak

*Tip: Known for its uniqueness, planked veneer has intentional and natural variations that include, but are not limited to: character marks, grain pattern, color, and natural color aging.*

### Full-Fill

**Full-fill finish** is a medium-gloss finish that completely fills the grain texture, yet allows the grain pattern to be seen. The wood has a lustrous, satiny look, and it is smooth to the touch. This finish is available on the wood worksurface or field-installed top only.

## Wood Group 2

### Flat-Cut Full-Fill

- 3064 FC/FF Graphite Walnut
- 3404 FC/FF Clear Cherry (Aged)
- 3414 FC/FF Natural Cherry ⓔ
- 3424 FC/FF Medium Cherry
- 3524 FC/FF Clear Maple
- 3544 FC/FF Blonde on Maple ⓔ
- 3704 FC/FF Clear Walnut
- 3714 FC/FF Natural Walnut
- 3754 FC/FF Medium Walnut ⓔ
- 3764 FC/FF Dark Walnut
- 3774 FC/FF Medium Mahogany on Walnut

### Flat-Cut Full-Fill, Natural Veneer

- 3734 FC/FF Black Walnut

### Quarter-Cut Full-Fill

- 3224 QC/FF Clear Maple
- 3294 QC/FF Blonde on Maple ⓔ
- 3304 QC/FF Clear Walnut
- 3314 QC/FF Natural Walnut
- 3354 QC/FF Medium Walnut ⓔ
- 3364 QC/FF Dark Walnut
- 3374 QC/FF Medium Mahogany on Walnut
- 3384 QC/FF Graphite Walnut

### Quarter-Cut Full-Fill, Natural Veneer

- 3394 QC/FF Black Walnut

### Rift-Cut Full-Fill

- 3604 RC/FF Desert Oak

## Wood Group 3

### Flat-Cut Full-Fill, Natural Veneer

- 3084 FC/FF Washed Walnut

## Premium Veneers

A selection of Premium veneers in this collection are available on most Steelcase brand products. The collection will be available as close to standard leadtimes as possible. However, because adequate supplies of veneer and solids must be secured, all orders will be scheduled individually. Leadtimes will vary based on Premium veneer and Premium solids availability at the time the order is placed. The collection is available as Wood Group 3 as part of our Select Surface program, and supported like standard veneers to make ordering easy. Please see the Steelcase surface materials section on [village.steelcase.com](http://village.steelcase.com) for sample information and product line availability. All premium veneers are in clear-coat.

## Wood Group 3

### Quarter-Cut Open-Pore

3832 QC/OP Figured Anegre

## Select Surfaces

### Composite Veneer

**Composite veneers** are an engineered wood intended to create specific grain patterns and characteristics. They are pre-stained and finished with Steelcase's Clarity water-borne UV topcoat, which protects the environment while providing durability and clarity. Only open-pore finishes are available on composite wood. Composite veneer and matching edge bands are available on most Steelcase brand products. Composites, for use as a solid nosing substitute, are not available. Steelcase does not recommend mixing composite veneers with natural solid nosings because composite and natural wood grain and color matching are rarely compatible. Composite veneers are available as Wood Group 1 pricing as part of our Select Surfaces program.

## Composite Veneer Group 1

### Composite Flat-Cut Open-Pore

3JDX FC/OP Oak Composite  
3JJX FC/OP Walnut Composite  
3LAX FC/OP Graphite on Oak Composite  
3LCX FC/OP Medium Cherry on Cherry Composite

### Composite Quarter-Cut Open-Pore

3F8X QC/OP European Walnut Composite  
3GGX QC/OP Zebrano Composite  
3HGX QC/OP Oak Composite  
3HVX QC/OP Walnut Composite  
3LBX QC/OP Clear Walnut on Walnut Composite  
3LDX QC/OP Natural Walnut on Walnut Composite  
3ZNX QC/OP Night Cerused Oak Composite

## Composite Veneer Group 2

### Composite Flat-Cut Open-Pore

3LHX FC/OP Espresso on Walnut Composite

### Composite Quarter-Cut Open-Pore

3LEX QC/OP Desert Oak on Oak Composite  
3LGX QC/OP Chai on Walnut Composite  
3LJX QC/OP Ebony on Walnut Composite

Ⓔ = Established

## Custom Surfaces

**Customiz stain** is a service that allows you to create your own stain colors and finishes on standard veneer. Customiz stain color is available on all product lines that offer wood veneer.

A \$500 stain-matching fee applies on CUSTOMIZ requests (Exception: The \$500 fee does not apply on matches to Coalesse standard finishes or for a low-gloss finish request on a standard color). The \$500 fee covers the cost of formulating the Customiz color finish and applies regardless of whether or not an order for product is placed.

In addition, an approval form must be signed to indicate customer acceptance of Customiz match. A \$1500 initiation fee will be charged prior to first order entry. This initiation fee activates the finish for unlimited use on any Steelcase product for an 18 month time period. After the 18 month time period has lapsed, the Customiz finish may be reactivated for another 18 months for a \$1000 fee at any point within five years after the \$1500 initiation fee was paid. If the finish is not reactivated within five years after the \$1500 initiation fee was paid, the finish will be culled and the customer will need to pay the \$1500 initiation fee again. All style number related Customiz charges products are no cost as of April 2014. The matching and initiation fees are not discountable.

Customiz stain takes 10 days to formulate. Consult the *Surface Materials Reference Manual* for more information. Custom veneers are also available and must be quoted by Steelcase specials group. Customiz stain on custom veneers takes 2 to 4 weeks to formulate.

Requirements and information on ordering a Customiz stain color are found in the *Surface Materials Reference Manual*.

## Laminate

► See *Laminate Color Availability Matrix* on page 343 for color availability by product line.

## Steelcase Surfaces

### High-Pressure Laminate

#### Price Group 1

Applies to:

- Currency
- Slim Leg HAD

#### Fiber Laminate

2850 Vanadium Fiber  
2854 Vellum Fiber Ⓔ  
2860 Granite Fiber  
2862 Stucco Fiber Ⓔ

#### Micro Laminate

2920 Marl Micro  
2921 Gypsum Micro  
2922 Clay Micro  
2923 Shadow Micro Ⓔ

#### Patina Laminate

2870 Blonde Bronze Patina  
2873 Instant Iron Patina

#### Solid Laminate

2722 Cream Ⓔ  
2730 Arctic White  
2746 Black  
2759 Warm White  
2811 Mist Ⓔ  
2883 Seagull  
2884 Milk  
2885 Dune  
2HAA Persian Salt  
2HAB Rose  
2HAC Indigo  
2HAD Green Citrine  
2HAE Dark Olivine  
2HAF Cloudy  
2HMG Merle  
2HWU Clay  
2HWV Chalk

#### Speckle Laminate

2820 Coffee Speckle Ⓔ  
2823 Driftwood Speckle  
2824 Smoke Speckle  
2825 Vanadium Speckle

*Tip: Some wood veneer finishes and woodgrain laminates share the same name. Because of the difference in materials, veneers and laminates of the same name are not an exact match but do coordinate with each other.*

**Woodgrain Laminate**

2406	Clear Cherry <b>E</b>
2409	Clear Maple
2410	Graphite Walnut*
2412	Natural Cherry
2422	Medium Cherry
2511	Winter on Maple
2535	Virginia Walnut
2536	Blackwood <b>E</b>
2538	Clear Walnut
2592	Blonde on Maple <b>E</b>
2714	Natural Walnut <b>E</b>
2HAK	Clear Oak
2HAN	Ash Noce
2HAT	Acacia
2HAW	Ash Wenge
2HBN	Bisque Noce
2HBW	Bisque Wenge
2HCN	Clay Noce
2HCW	Clay Wenge
2HSN	Storm Noce
2HSW	Storm Wenge
2HWA	Grey Kingswood
2HWB	Planked Walnut
2HWD	Resolute Walnut
2HWE	Natural Recon
2HWF	Smoked Walnut
* When blending laminate and veneer on the same unit, the Graphite Walnut laminate is Quarter Cut and matches Quarter Cut Graphite Walnut veneer.	

**Price Group 2****Textured Laminate**

2TH2	Fawn Cypress
2TH4	Saddle Oak
2TH5	Veranda Teak
2TH7	Walnut Heights
2UH1	Reclaimed Aggregate
2UH2	Reclaimed Gravel
2UH4	Cement**
2UH6	Sheetrock
**2UH4 Cement has limited sizing availability, determined by product sizing and/or options. Rectangular tops with a width of 143" or greater and round tops with a diameter of 59" or greater are not available.	

**Price Group 3**

Applies to:  
• Currency

**Solid Laminate**

24H1	Satin White
24H2	Satin Black
24H3	Satin Stone
24H4	Satin Mocha

**Steelcase Surfaces****Low-Pressure Laminate**

Applies to:  
• Currency  
• Slim Leg HAD

**Fiber Laminate**

2L50	Vanadium Fiber LPL
------	--------------------

**Solid Laminate**

247L	Black V2 LPL
2L30	Arctic White LPL
2L83	Seagull LPL
2L84	Milk LPL
2L85	Dune LPL
2LMG	Merle LPL

**Woodgrain Laminate**

24L0	Graphite Walnut LPL
25L1	Winter on Maple LPL
25L5	Virginia Walnut LPL
25L6	Blackwood LPL <b>E</b>
25L8	Clear Walnut LPL
267L	Marbled Cherry V2 LPL <b>E</b>
26L1	Natural Cherry V2 LPL
2L09	Clear Maple LPL
2LAK	Clear Oak LPL
2LAN	Ash Noce LPL
2LAT	Acacia LPL
2LAW	Ash Wenge LPL
2LBN	Bisque Noce LPL
2LBW	Bisque Wenge LPL
2LCN	Clay Noce LPL
2LCW	Clay Wenge LPL
2LSN	Storm Noce LPL
2LSW	Storm Wenge LPL
2LWA	Grey Kingswood LPL
2LWB	Planked Walnut LPL
2LWD	Resolute Walnut LPL
2LWF	Smoked Walnut LPL
2LWG	Natural Recon LPL
2TL2	Fawn Cypress LPL

**Custom Surfaces****Open Line Laminate (OLL)**

This service allows you to order non-standard laminate at an additional processing fee of \$102 U.S. per unit, plus the cost of the laminate.

High-Pressure Laminate pricing does not include premium or digitally printed patterns from any suppliers. Laminate cost may also vary for basic or standard laminates from other suppliers. Please contact the OLL consultant at 616.475.2426 for pricing. The cost of the laminate will be added to your invoice as a separate line on the acknowledgement.

**When processing orders for Open Line laminate,** specify 2900 in the laminate finish field and enter the OLL manufacturer information. Specify appropriate 2K finish number for the edge finish.

**Laminate Approval and Material Requirements**

To confirm whether a particular laminate has already been tested for use on a specific Steelcase product or to determine material square foot requirements:  
• Visit [www.steelcase.com](http://www.steelcase.com)

**For additional information,** refer to the *Steelcase Surface Materials Reference Manual*.

**Paint****Steelcase Surfaces**

Applies to:  
• Slim Leg HAD shrouds and cable tray

**Price Group 1****Smooth Paint**

4238	Mocha
4239	Clay
4240	Chalk
4242	Milk
4710	Low Gloss Black
4843	Linen
4844	Glacier
4849	Vapor
4858	Seagull
4859	Silk
7190	Platinum Solid

**Textured Paint**

7207	Black
7225	Sand
7237	Slate <b>E</b>
7238	Fieldstone
7241	Arctic White
7243	Seagull
7360	Merle

**Price Group 2****Smooth Paint**

0835	Black
4700	Warm White

**Smooth Metallic Paint**

4140	Arctic White Glass
4743	Mineral Metallic
4750	Champagne Metallic
4798	Sterling Metallic
4799	Platinum Metallic
4803	Near Black

**Textured Metallic Paint**

7245	Carbon Metallic
7246	Midnight Metallic

Applies to:  
• 2½" round grommet

**Price Group 1****Smooth Paint**

7241	Arctic White
------	--------------

**Textured Paint**

7360	Merle
------	-------

**Price Group 2****Standard Paint**

0835	Black
------	-------

**Smooth Metallic Paint**

4799	Platinum Metallic
------	-------------------

**Plastic****Steelcase Surfaces**

Applies to: • Currency	
6000	Black
6009	Arctic White
6034	Natural Cherry
6036	Medium Cherry
6037	Winter on Maple
6038	Blonde on Maple <b>E</b>
6041	Natural Walnut <b>E</b>
6052	Milk
6053	Seagull
61AA	Persian Salt
61AB	Rose
61AC	Indigo
61AD	Green Citrine
61AE	Dark Olivine
61AF	Cloudy
6213	Acacia
6219	Clear Oak
6231	Graphite Walnut*
6237	Clear Maple*
6242	Virginia Walnut
6243	Blackwood <b>E</b>
6245	Clear Walnut
6249	Platinum Solid
6271	Plywood
6527	Merle
6619	Ice
6631	Cream <b>E</b>
6635	Dawn
6636	Mist
6654	Sand
6655	Warm White
6695	Midnight
6697	Fog
6698	Fieldstone
66WA	Grey Kingswood
66WB	Planked Walnut
66WD	Resolute Walnut
66WE	Natural Recon
66WF	Smoked Walnut
66WU	Clay
66WV	Chalk
6703	Ash Wenge
6704	Storm Wenge
6705	Bisque Wenge
6706	Clay Wenge
6707	Ash Noce
6708	Bisque Noce
6709	Clay Noce
6710	Storm Noce
6T02	Fawn Cypress
6T04	Saddle Oak
6T05	Veranda Teak
6T07	Walnut Heights
6T08	Aggregate
6T09	Gravel
6T10	Cement
6T12	Sheetrock
* Not available on Low-Pressure Laminate	

**E** = Established



Applies to:

- Round Power
- 5U23 Blue Jay
- 6249 Platinum Solid
- 6337 Element
- 6338 Chili
- 6527 Merle

*Tip: Module power is available in black only.*

### Plated Metal

#### Steelcase Surfaces

► See *Plated and Painted Metal Color Availability Matrix* on page 346 for color availability by product line.

- 8042 Brushed Aluminum
- 8043 Anodized Aluminum
- 8046 Polished Aluminum
- 9201 Polished Chrome
- 9211 Nickel
- 9212 Silver
- 9214 Antique Pewter
- 9230 Antique Bronze
- 9250 Ember Chrome

Applies to:

- 2 1/2" round grommet
- 9201 Polished Chrome
- 9211 Nickel

Applies to:

- X-base and T-base
- 8046 Polished Aluminum

#### Standard Steelcase Solid Surface finishes:

##### Price Group A

- 2801 Glacier White
- 2973 Linen
- 2975 Bisque
- 2978 Cameo White
- 2979 Silver Grey

##### Price Group B

- 2972 Antarctica

##### Price Group C

- 2974 Canvas

### Vertical Surface Fabric

Applies to:

- Tackboards

#### Steelcase Surfaces

##### Price Group 1

##### Abacus ③

- P123 Portico
- P124 Opus
- P125 Cusp
- P126 Artifact

##### Alloy

- P525 Polar
- P526 Skim
- P527 Bubbly
- P528 Tern
- P529 Shore
- P530 Asti
- P531 Silver
- P532 Oxide
- P533 Element
- P534 Construct
- P535 Currency
- P536 Iron

##### Boccie

- P200 New Rice
- P201 New Almond
- P203 New Camel
- P204 New Opal
- P205 New Mist
- P206 New Plum
- P208 New Spearmint
- P209 New Sky

##### Buzz2

- 5F03 Tomato
- 5F04 Red ③
- 5F05 Burgundy
- 5F06 Sky ③
- 5F07 Blue
- 5F08 Navy
- 5F15 Stone
- 5F16 Grey
- 5F17 Black
- 5G50 Dunegrass
- 5G51 Sable
- 5G55 Pumpkin
- 5G57 Rouge
- 5G59 Meadow
- 5G61 Cyan
- 5G62 Atlantic
- 5G63 Crocus
- 5G64 Alpine
- 5G65 Tornado

##### Charm

- P505 Shell
- P506 Mimosa
- P507 Birch
- P508 Sparkle
- P510 Debut
- P511 Clover
- P513 Twilight

#### Dovetail by Designtex

- 5H39 Light Mocha
- 5H40 Pebble
- 5H41 Warm White
- 5H42 Sandstone
- 5H43 Honeycomb
- 5H44 Terra
- 5H45 Honeydew
- 5H46 Denim
- 5H47 Storm
- 5H48 Ice Blue
- 5H49 Aura
- 5H50 Darkest Grey

##### Optic

- P540 Hazel
- P541 Twinkle
- P542 Orion
- P543 Seaglass
- P546 Whiskey
- P547 Bath
- P548 Whisper
- P549 Breezy
- P551 Glimmer

##### Pianista

- P420 Sand
- P421 Mist
- P422 Rain
- P423 Natural
- P424 Café
- P425 Denim
- P426 Carbon
- P427 Stone
- P428 Flax
- P429 Oat
- P430 Wheat
- P431 Maize

##### Rhythm

- P555 Allegro
- P556 Tempo
- P557 Refrain
- P558 Pitch
- P560 Melody
- P562 Opus

##### Tinsel

- P516 Lit
- P517 Ego
- P518 Fizz
- P519 Muse
- P520 Depth
- P521 Bliss
- P522 Grow
- P523 Dolce

#### Price Group 2

##### Bariolage

- G200 New Etude
- G201 New Andante ③
- G202 New Cantata ③
- G203 New Adagio
- G204 New Melody
- G205 New Ballata

##### Code

- 5FA1 Fossil
- 5FA2 Gabbro
- 5FA3 Reed
- 5FA4 Bluff
- 5FA5 Sea Salt
- 5FA6 Cannon
- 5FA7 Tussah
- 5FA8 Mica
- 5FA9 Ecu
- 5FB1 Bamboo

##### Flip: Orbit

- 5F85 Mud Pie ③
- 5F87 Petoskey
- 5F88 Pluto ③
- 5F89 Papyrus
- 5F91 Blizzard
- 5F92 Briquette

##### Flip: TexHex

- 5F75 Mud Pie ③
- 5F77 Petoskey
- 5F78 Pluto ③
- 5F79 Papyrus
- 5F97 Blizzard
- 5F98 Briquette

##### Fresco

- G001 Sandrift
- G002 Mistiblu
- G003 Faon
- G006 Chamoline

##### Intersection

- P211 Summit
- P212 Chalk
- P213 Lace

##### Latch

- P600 Seashell
- P601 Clam
- P602 Eggshell
- P603 Zen
- P604 Cool Gray
- P605 Armor
- P606 Sentinel
- P607 Rye
- P608 Billow
- P609 Nimbus

#### SoftNext

- 5H27 Obsidian
- 5H28 Foggy Night
- 5H29 Greystone
- 5H30 Mocha
- 5H31 Clay
- 5H32 Sandstone
- 5H33 Chalk
- 5H34 Midnight
- 5H35 Blue Mica
- 5H36 Jade
- 5H37 Burnt Umber
- 5H38 Cinnabar

##### Stencil

- P455 Midnight
- P456 Mulberry
- P457 Cracked Pepper
- P458 Denim
- P459 Chartreuse
- P460 Bittersweet
- P461 Mauvelous
- P462 Bermuda
- P463 Concrete
- P464 Orchid
- P465 Parchment
- P466 Silk
- P467 Sea Salt
- P468 Honeydew
- P469 Sepia

#### Price Group 3

##### Billiard Multi-Use by Designtex

- 5H11 Poppy
- 5H12 Tangelo
- 5H13 Citrine/Citron
- 5H14 Avocado
- 5H16 Indigo
- 5H17 Mallard
- 5H18 Teak
- 5H19 Cumulus
- 5H20 Pewter
- 5H21 Gunmetal
- 5H22 Ink
- 5H23 Rose Quartz
- 5H24 Sea Salt
- 5H25 Storm Cloud
- 5H26 Olivine

③ = Established

**Select Surfaces**

**For information on products within Select Surfaces**, including accent paints and fabrics from Designtex, Gabriel, Kvadrat, and Pollack, please refer to the *Surface Materials Reference Manual* or visit [steelcase.com/surface-materials](http://steelcase.com/surface-materials) under the Select Surfaces section.

**Custom Surfaces****Price Group COM (Customer's Own Material)****Fabric Approval and Yardage**

To confirm whether a particular COM material has already been tested for use on a specific Steelcase product or to determine actual yardage requirements:

- Visit [www.steelcase.com](http://www.steelcase.com)

**For additional information regarding Customer's Own Material**, call 1.888.STEELCASE (1.888.783.3522) or send an e-mail to [lineone@steelcase.com](mailto:lineone@steelcase.com).

**Seating Upholstery**

Applies to:

- Currency

**Steelcase Surfaces****Price Group 1**

Buzz2  
Era  
Jacks **E**  
New Black  
*Tip: New Black Upholstery has color numbers in both price group 1 and price group 2.*

**Price Group 2**

Chainmail  
Cogent: Connect  
Dovetail by Designtex  
Foundation  
New Black  
Nitelights  
SoftNext  
*Tip: New Black upholstery has color numbers in both price group 1 and price group 2.*

**Price Group 3**

Billiard Multi-Use by Designtex  
Gaja  
Redeem  
Retrieve

**Price Group 5**

Bo Peep  
Remix  
Silk

**Price Group 6**

Brisa

**Price Group 7**

Steelcase Trio  
Leather  
Steelcase Leather  
Elmosoft Leather

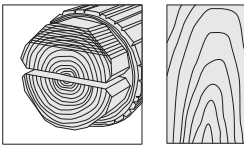
**Leather Price Group**

Café Leather

**Elmosoft Leather Price Group****Elmosoft Leather**

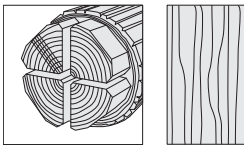
L110 Maritime Blue  
L111 Midnight Blue  
L112 Ebony  
L113 Gunmetal  
L114 Mica  
L115 Dove Grey  
L116 Plum Pleasure  
L122 Truffle  
L128 Red Birch  
L133 Espresso  
L134 Ruby  
L135 Scarlet  
L138 Bourbon  
L139 Cinder  
L140 Garnet  
L143 Pecan  
L144 Chamois  
L146 Russet  
L147 Saddle  
L151 White  
L709 Sugar  
L711 Parchment  
L717 Cameo  
L723 Storm  
L730 Hunter  
L743 Forest Green  
L747 Cigar  
L749 Beaver  
L750 Bluffstone  
L752 Oxblood  
L755 Peanut Butter  
L758 Mustard  
L762 Canvas  
L763 Macadamia  
L768 Tropical  
L769 Mauve  
L770 Cadet  
L772 Timberwolf  
L773 Chalice  
L774 Oil  
L775 Coyote

**E** = Established



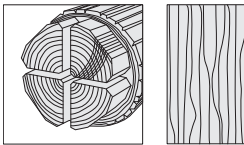
### Flat Cut

Veneer is cut parallel to the flat side of the cant at a tangent to the growth rings of the tree. This produces a cathedral or oval pattern. On average, there is a 6-8" wide leaf width. On an 18" wide surface, there will likely be three leaves showing a repeated pattern.



### Quarter Cut

Veneer is cut from quarter sections of the log which are produced by cutting each cant in half. Cutting lines are at an angle of approximately 90 degrees to the growth rings at the center of the quarter. This produces a straight grain or ribbon pattern. On average, leaves are 2½-4" wide.



### Rift Cut

This veneer cut is specifically for oak. Cutting lines are an arc approximately perpendicular to the growth rings. This produces a comb-like straight grain or ribbon pattern. On average, leaves are 2½-4" wide.

 = Established

# Understanding Low-Pressure Laminate and High-Pressure Laminate

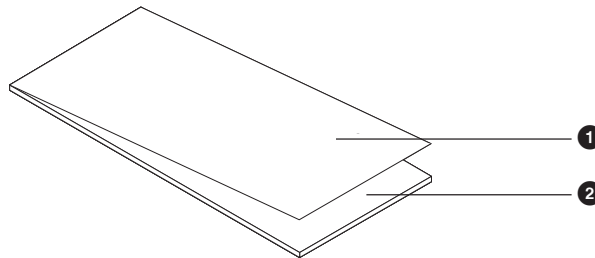
## Low-Pressure Laminate (LPL)

A single sheet of decorative paper saturated with melamine resin. This paper sheet is bonded to a substrate without additional adhesives.

Low-Pressure Laminate is sufficient for many applications, including private offices. However, if wear and tear is a concern, consider HPL for worksurfaces and LPL for storage.

Low-Pressure Laminate (LPL):

- 1 Melamine saturated decorative sheet
- 2 Substrate (particleboard or MDF)



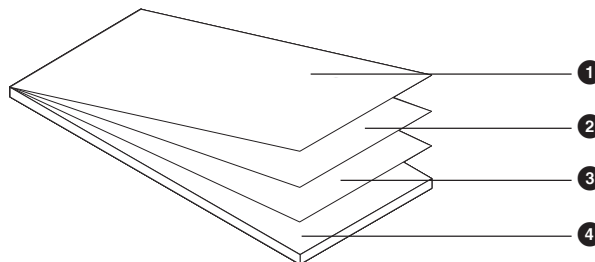
## High-Pressure Laminate (HPL)

Made up of several layers of material, including a wear resistant overlay, a decorative paper impregnated with melamine, and three to five additional sheets of impregnated kraft paper. These materials are fused together forming a solid laminate sheet. This laminate sheet is bonded to a substrate using a water-based adhesive.

High-Pressure Laminates meet or exceed all NEMA test standards for High-Pressure Laminates and are more durable than LPL when it comes to wear, impact, and chemical resistance. Use HPL if selecting furniture for high-use or heavy-use areas, classrooms, or healthcare facilities.

High-Pressure Laminate (HPL):

- 1 Melamine overlay
- 2 Decorative sheet
- 3 Impact-resistant kraft paper
- 4 Substrate (particleboard or MDF)



### Additional information:

There are a number of blending tactics to control costs while still providing additional durability. Specify worksurfaces in HPL and storage in LPL or specify storage cases in LPL with door and drawer fronts in HPL.

Because the construction and manufacturing processes are different, there will be slight differences in gloss and overall appearance. They are intended to coordinate and if blended are not generally noticeable because they are on different parts of a product or application.

If blending, we recommend consistency within the application, i.e. all worksurfaces in HPL, or all storage cases are LPL with HPL fronts.



# Color Availability Matrices

## Wood

Available wood color choices are indicated in this matrix for each Steelcase Wood Furniture product.

► Refer to page 335 for the *Veneer Cut Guidelines*.

	Fill Level	Slim Leg HAD
<b>Flat Cut</b>		
<b>Cherry</b>		
<b>3402</b> FC/OP Clear Cherry (Aged)	OP	■
<b>3404</b> FC/FF Clear Cherry (Aged)	FF	■
<b>3412</b> FC/OP Natural Cherry	OP	■
<b>3414</b> FC/FF Natural Cherry	FF	■
<b>3422</b> FC/OP Medium Cherry	OP	■
<b>3424</b> FC/FF Medium Cherry	FF	■
<b>Maple</b>		
<b>3522</b> FC/OP Clear Maple*	OP	■
<b>3524</b> FC/FF Clear Maple*	FF	■
<b>3592</b> FC/OP Blonde on Maple <b>E</b>	FF	■
<b>3424</b> FC/FF Medium Cherry	OP	■
<b>Walnut</b>		
<b>3062</b> FC/OP Graphite Walnut	OP	■
<b>3064</b> FC/FF Graphite Walnut	FF	■
<b>3702</b> FC/OP Clear Walnut	OP	■
<b>3704</b> FC/FF Clear Walnut	FF	■
<b>3712</b> FC/OP Natural Walnut	OP	■
<b>3714</b> FC/FF Natural Walnut	FF	■
<b>3752</b> FC/OP Medium Walnut <b>E</b>	OP	■
<b>3754</b> FC/FF Medium Walnut <b>E</b>	FF	■
<b>3762</b> FC/OP Dark Walnut	OP	■
<b>3764</b> FC/FF Dark Walnut	FF	■
<b>3772</b> FC/OP Medium Mahogany on Walnut	OP	■
<b>3774</b> FC/FF Medium Mahogany on Walnut	FF	■
<b>Quarter Cut</b>		
<b>Ash</b>		
<b>3042</b> QC/OP Ash*	OP	■
<b>Maple</b>		
<b>3222</b> QC/OP Clear Maple*	OP	■
<b>3224</b> QC/FF Clear Maple*	FF	■
<b>3292</b> QC/OP Blonde on Maple <b>E</b>	OP	■
<b>3294</b> QC/FF Blonde on Maple <b>E</b>	FF	■

### Legend

- = Not available
- = Available
- = Available with exceptions
- E** = Established

### Fill Level Key

FF = Full-fill  
 OP = Open-pore  
 FC = Full-cut  
 QC = Quarter-cut  
 ► For a description of fill level, see *Surface Materials Reference Manual*.

*\*To ensure an understanding of the color ranges and characteristic variations of natural veneer, a sign-off sheet is required prior to orders being accepted for this clear-coat finish. The sign-off sheet is available through Steelcase advertising stock. Form number 05-0001370.*

► Continued on next page

## Wood, continued from previous page

Available wood color choices are indicated in this matrix for each Steelcase Wood Furniture product.

	Fill Level	Slim Leg HAD
<b>Quarter Cut, continued</b>		
<b>Walnut</b>		
<b>3302</b> QC/OP Clear Walnut	OP	■
<b>3304</b> QC/FF Clear Walnut	FF	■
<b>3312</b> QC/OP Natural Walnut	OP	■
<b>3314</b> QC/FF Natural Walnut	FF	■
<b>3352</b> QC/OP Medium Walnut <b>E</b>	OP	■
<b>3354</b> QC/FF Medium Walnut <b>E</b>	FF	■
<b>3362</b> QC/OP Dark Walnut	OP	■
<b>3364</b> QC/FF Dark Walnut	FF	■
<b>3372</b> QC/OP Medium Mahogany on Walnut	OP	■
<b>3374</b> QC/FF Medium Mahogany on Walnut	FF	■
<b>3382</b> QC/OP Graphite Walnut	OP	■
<b>3384</b> QC/FF Graphite Walnut	FF	■
<b>Rift Cut</b>		
<b>Oak</b>		
<b>3602</b> RC/OP Desert Oak	OP	■
<b>3604</b> RC/FF Desert Oak	FF	■
<b>Premium Wood</b>		
<b>Wood Group 3</b>		
<b>3832</b> QC/OP Figured Anigre	OP	■
<b>Planked Veneer</b>		
<b>Wood Group 1</b>		
<b>3P41</b> OP Planked Cherry	OP	■
<b>3P51</b> OP Planked Maple	OP	■
<b>3P61</b> OP Planked Oak	OP	■
<b>3P71</b> OP Planked Walnut	OP	■
<b>3VFX</b> OP Unmarked Oak	OP	■
<b>Natural Veneer</b>		
<b>Wood Group 1</b>		
<b>32A2</b> QC/OP Blanch Maple	OP	■
<b>33A2</b> QC/OP Thunder Walnut	OP	■
<b>3342</b> FC/OP Black Walnut	OP	■
<b>3392</b> QC/OP Black Walnut	OP	■
<b>35A2</b> FC/OP Blanch Maple	OP	■
<b>36A2</b> RC/OP Volcanic Oak	OP	■
<b>37A2</b> FC/OP Thunder Walnut	OP	■
<b>Wood Group 2</b>		
<b>3394</b> QC/FF Black Walnut	FF	■
<b>3734</b> FC/FF Black Walnut	FF	■
<b>Wood Group 3</b>		
<b>3082</b> FC/OP Washed Walnut	OP	■
<b>3084</b> FC/FF Washed Walnut	FF	■

► Continued on next page

## Legend

- = Not available
- = Available
- = Available with exceptions
- E** = Established

## Fill Level Key

FF = Full-fill  
 OP = Open-pore  
 FC = Full-cut  
 QC = Quarter-cut  
 RC = Rift-cut

► For a description of fill level, see *Surface Materials Reference Manual*.

*Tip: Full-fill finish is not available on Premium veneers as a standard.*

► Refer to page 335 for the *Veneer Cut Guidelines*.

## Wood, continued from previous page

Available wood color choices are indicated in this matrix for each Steelcase Wood Furniture product.

	Fill Level	Slim Leg HAD
<b>Select Surfaces</b>		
<b>Composite Veneers</b>		
<b>Composite Veneer Group 1</b>		
<b>3JDX</b> FC/OP Oak Composite	OP	■
<b>3JJX</b> FC/OP Walnut Composite	OP	■
<b>3LAX</b> FC/OP Graphite on Oak Composite	OP	■
<b>3LCX</b> FC/OP Medium Cherry on Cherry Composite	OP	■
<b>3F8X</b> QC/OP European Walnut Composite	OP	■
<b>3GGX</b> QC/OP Zebrano Composite	OP	■
<b>3HGX</b> QC/OP Oak Composite	OP	■
<b>3HVX</b> QC/OP Walnut Composite	OP	■
<b>3LBX</b> QC/OP Clear Walnut on Walnut Composite	OP	■
<b>3LDX</b> QC/OP Natural Walnut on Walnut Composite	OP	■
<b>3ZNX</b> QC/OP Night Cersed Oak Composite	OP	■
<b>Composite Veneer Group 2</b>		
<b>3LHX</b> FC/OP Espresso on Walnut Composite	OP	■
<b>3LEX</b> QC/OP Desert Oak on Oak Composite	OP	■
<b>3LGX</b> QC/OP Chai on Walnut Composite	OP	■
<b>3LJX</b> QC/OP Ebony on Walnut Composite	OP	■

**Legend**

- = Not available
- = Available
- = Available with exceptions
- Ⓢ = Established

**Fill Level Key**

FF = Full-fill  
 OP = Open-pore  
 FC = Full-cut  
 QC = Quarter-cut  
 ► For a description of fill level, see *Surface Materials Reference Manual*.



## Laminate

Available laminate color choices are indicated in this matrix for each Steelcase Wood Furniture product.

### Legend

- = Not available
- = Available
- = Available with exceptions
- E = Established

	Steelcase Wood Furniture	
	Currency	Slim Leg HAD
<b>High-Pressure Laminates (HPL)</b>		
Price Group 1		
<b>Fiber Laminates</b>		
2850 Vanadium Fiber	■	■
2854 Vellum Fiber E	■	■
2860 Granite Fiber	■	■
2862 Stucco Fiber E	■	■
<b>Markerboard Laminate</b>		
2977 Markerboard	•	•
<b>Micro Laminates</b>		
2920 Marl Micro	■	■
2921 Gypsum Micro	■	■
2922 Clay Micro	■	■
<b>Patina Laminates</b>		
2870 Blonde Bronze Patina	■	■
2873 Instant Iron Patina	■	■
<b>Solid Laminates</b>		
2722 Cream E	■	■
2730 Arctic White	■	■
2746 Black	■	■
2759 Warm White	■	■
2811 Mist E	■	■
2883 Seagull	■	■
2884 Milk	■	■
2885 Dune	■	■
2HAA Persian Salt	■	■
2HAB Rose	■	■
2HAC Indigo	■	■
2HAD Green Citrine	■	■
2HAE Dark Olivine	■	■
2HAF Cloudy	■	■
2HMG Merle	■	■

► Continued on next page

**Laminate, continued from previous page**

Available laminate color choices are indicated in this matrix for each Steelcase Wood Furniture product.

**Legend**

- = Not available
- = Available
- = Available with exceptions
- Ⓔ = Established

	Steelcase Wood Furniture	
	Currency	Slim Leg HAD
<b>High-Pressure Laminates (HPL)</b>		
Price Group 1		
<b>Speckle Laminates</b>		
<b>2820</b> Coffee Speckle	■	■
<b>2823</b> Driftwood Speckle	■	■
<b>2824</b> Smoke Speckle	■	■
<b>2825</b> Vanadium Speckle	■	■
<b>Woodgrain Laminates</b>		
<b>2406</b> Clear Cherry Ⓔ	■	■
<b>2409</b> Clear Maple	■	■
<b>2410</b> Graphite Walnut	■	■
<b>2412</b> Natural Cherry	■	■
<b>2422</b> Medium Cherry	■	■
<b>2511</b> Winter on Maple	■	■
<b>2535</b> Virginia Walnut	■	■
<b>2536</b> Blackwood Ⓔ	■	■
<b>2538</b> Clear Walnut	■	■
<b>2592</b> Blonde on Maple Ⓔ	■	■
<b>2714</b> Natural Walnut Ⓔ	■	■
<b>2897</b> Desert Oak	•	■
<b>2HAK</b> Clear Oak	■	■
<b>2HAN</b> Ash Noce	■	■
<b>2HAT</b> Acacia	■	■
<b>2HAW</b> Ash Wenge	■	■
<b>2HBN</b> Bisque Noce	■	■
<b>2HBW</b> Bisque Wenge	■	■

► Continued on next page

## Laminate, continued from previous page

Available laminate color choices are indicated in this matrix for each Steelcase Wood Furniture product.

## Legend

- = Not available
- = Available
- = Available with exceptions
- ⓔ = Established

	Steelcase Wood Furniture	
	Currency	Slim Leg HAD
<b>High-Pressure Laminates (HPL)</b>		
Price Group 1		
<b>Woodgrain Laminates</b>		
2HCN Clay Noce	■	■
2HCW Clay Wenge	■	■
2HSN Storm Noce	■	■
2HSW Storm Wenge	■	■
2HWA Grey Kingswood	■	■
2HWB Planked Walnut	■	■
2HWD Resolute Walnut	■	■
2HWE Natural Recon	■	■
2HWF Smoked Walnut	■	■
<b>High-Pressure Laminates (HPL)</b>		
Price Group 2		
<b>Textured Laminate (HPL)</b>		
2TH2 Fawn Cypress	■	■
2TH4 Saddle Oak	■	■
2TH5 Veranda Teak	■	■
2TH7 Walnut Heights	■	■
2UH1 Reclaimed Aggregate	■	■
2UH2 Reclaimed Gravel	■	■
2UH4 Cement	■	■
2UH6 Sheetrock	■	■
<b>High-Pressure Laminates (HPL)</b>		
Price Group 3		
<b>Solid Laminates</b>		
24H1 Satin White	■	■
24H2 Satin Black	■	■
24H3 Satin Stone	■	■
24H4 Satin Mocha	■	■
2HAL Scarlet	•	•
2HUB Burnished Bronze	•	•
2HWU Clay	■	■
2HWV Chalk	■	■

► Continued on next page

## Laminate, continued from previous page

Available laminate color choices are indicated in this matrix for each Steelcase Wood Furniture product.

## Legend

- = Not available
- = Available
- = Available with exceptions
- Ⓔ = Established

Available laminate color choices are indicated in this matrix for each Steelcase Wood Furniture product.		Steelcase Wood Furniture		
Legend		Currency		Slim Leg HAD
• = Not available				
■ = Available				
□ = Available with exceptions				
E = Established				
Low-Pressure Laminates (LPL)				
Fiber Laminates				
2L50	Vanadium Fiber LPL	■	■	
Solid Laminates				
247L	Black Version 2 LPL	■	■	
2L30	Arctic White LPL	■	■	
2L83	Seagull LPL	■	■	
2L84	Milk LPL	■	■	
2L85	Dune LPL	■	■	
2LMG	Merle LPL	■	■	
Woodgrain Laminates				
24L0	Graphite Walnut LPL	■	■	
25L1	Winter on Maple LPL	■	■	
25L5	Virginia Walnut LPL	■	■	
25L6	Blackwood LPL E	■	■	
25L8	Clear Walnut LPL	■	■	
26L1	Natural Cherry Version 2 LPL	■	■	
267L	Marbled Cherry Version 2 LPL E	■	■	

## Laminate, continued from previous page

Available laminate color choices are indicated in this matrix for each Steelcase Wood Furniture product.

## Legend

- = Not available
- = Available
- = Available with exceptions
- E = Established

	Steelcase Wood Furniture	
	Currency	Slim Leg HAD
<b>Low-Pressure Laminates (LPL)</b>		
<b>Woodgrain Laminates</b>		
<b>2L09</b> Clear Maple LPL	■	■
<b>2LAK</b> Clear Oak LPL	■	■
<b>2LAN</b> Ash Noce LPL	■	■
<b>2LAT</b> Acacia LPL	■	■
<b>2LAW</b> Ash Wenge LPL	■	■
<b>2LBN</b> Bisque Noce LPL	■	■
<b>2LBW</b> Bisque Wenge LPL	■	■
<b>2LCN</b> Clay Noce LPL	■	■
<b>2LCW</b> Clay Wenge LPL	■	■
<b>2LSN</b> Storm Noce LPL	■	■
<b>2LSW</b> Storm Wenge LPL	■	■
<b>2LWA</b> Gey Kingswood	■	■
<b>2LWB</b> Planked Walnut	■	■
<b>2LWD</b> Resolute Walnut	■	■
<b>2LWG</b> Natural Recon	■	■
<b>2LWF</b> Smoked Walnut	■	■
<b>2TL2</b> Fawn Cypress	■	■
<b>Open Line Laminate (Upcharge)</b>		
Open Line Laminate	■	■

## Plated and Painted Metal

Not every plated metal color is available on every metal component for every product line. This matrix gives you an overview of which plated metal colors are available on each product line and component.

### Legend

- = Not available
- = Available
- = Available with exceptions
- ⓔ = Established

[illegible]

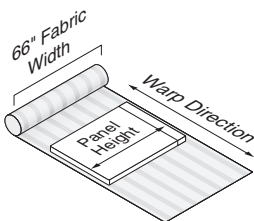
# Recommended Edge Banding Finishes for Low-Pressure Laminate and High-Pressure Laminate Products

Recommended Edge Banding  
Finishes for Low-Pressure  
Laminate and High-Pressure  
Laminate Products

High-Pressure Laminate Color	Recommended Edge Band	High-Pressure Laminate Color	Recommended Edge Band
<b>Steelcase Surfaces</b>			
2406 Clear Cherry <b>E</b>	6234 Clear Cherry	2HWU Clay	66WU Clay
2409 Clear Maple	6237 Clear Maple	2HWV Chalk	66WV Chalk
2410 Graphite Walnut	6231 Graphite Walnut	2TH2 Fawn Cypress	6T02 Fawn Cypress
2412 Natural Cherry	6034 Natural Cherry	2TH4 Saddle Oak	6T04 Saddle Oak
2422 Medium Cherry	6036 Medium Cherry	2TH5 Veranda Teak	6T05 Veranda Teak
24H1 Satin White	6009 Arctic White	2TH7 Walnut Heights	6T07 Walnut Heights
24H2 Satin Black	6000 Black	2UH1 Reclaimed Aggregate	6T08 Aggregate
24H3 Satin Stone	6169 Stone	2UH2 Reclaimed Gravel	6T09 Gravel
24H4 Satin Mocha	6170 Mocha	2UH4 Cement	6T10 Cement
2511 Winter on Maple	6037 Winter on Maple	2UH6 Sheetrock	6T12 Sheetrock
2535 Virginia Walnut	6242 Virginia Walnut		
2536 Blackwood <b>E</b>	6243 Blackwood <b>E</b>		
2538 Clear Walnut	6245 Clear Walnut		
2592 Blonde on Maple <b>E</b>	6038 Blonde on Maple <b>E</b>		
2714 Natural Walnut <b>E</b>	6041 Natural Walnut <b>E</b>		
2722 Cream <b>E</b>	6631 Cream <b>E</b>		
2730 Arctic White	6009 Arctic White		
2746 Black	6000 Black		
2759 Warm White	6655 Warm White		
2811 Mist <b>E</b>	6636 Mist		
2820 Coffee Speckle <b>E</b>	6631 Cream <b>E</b>		
2823 Driftwood Speckle	6631 Cream <b>E</b>		
2824 Smoke Speckle	6636 Mist		
2825 Vanadium Speckle	6619 Ice <b>E</b>		
2850 Vanadium Fiber	6654 Sand		
2854 Vellum Fiber <b>E</b>	6655 Warm White		
2860 Granite Fiber	6000 Black		
2862 Stucco Fiber <b>E</b>	6053 Seagull		
2870 Blonde Bronze Patina	6654 Sand		
2873 Instant Iron Patina	6527 Merle		
2883 Seagull	6053 Seagull		
2884 Milk	6052 Milk		
2885 Dune	6654 Sand		
2920 Marl Micro	6053 Seagull		
2921 Gypsum Micro	6654 Sand		
2922 Clay Micro	6654 Sand		
2HAA Persian Salt	61AA Persian Salt		
2HAB Rose	61AB Rose		
2HAC Indigo	61AC Indigo		
2HAD Green Citrine	61AD Green Citrine		
2HAE Dark Olivine	61AE Dark Olivine		
2HAF Cloudy	61AF Cloud		
2HAK Clear Oak	6219 Clear Oak		
2HAN Ash Noce	6707 Ash Noce		
2HAT Acacia	6213 Acacia		
2HAW Ash Wenge	6703 Ash Wenge		
2HBN Bisque Noce	6708 Bisque Noce		
2HBW Bisque Wenge	6705 Bisque Wenge		
2HCN Clay Noce	6709 Clay Noce		
2HCW Clay Wenge	6706 Clay Wenge		
2HSN Storm Noce	6710 Storm Noce		
2HSW Storm Wenge	6704 Storm Wenge		
2HWA Grey Kingswood	66WA Grey Kingswood		
2HWB Planked Walnut	66WB Planked Walnut		
2HWD Resolute Walnut	66WD Resolute Walnut		
2HWE Natural Recon	66WE Natural Recon		
2HWF Smoked Walnut	66WF Smoked Walnut		

**E** = Established

# Specification Guidelines for Vertical Fabric Applications



**Warp horizontal** means the height dimension of the tackboard is perpendicular to the warp of the fabric.

## Application Topics

*Tip: Fabric warp direction cannot be altered from standard on tackboards.*

### Customer's Own Material Yardage Requirements

Pre-approved fabrics are available. To determine if the fabric you want is on the pre-approved list, call a COM Consultant at 616.246.9822.

**Surface Materials Representatives** are also available to answer your questions and to provide clarification. They can also help with situations where you are using fabrics under 66"W. Call 616.246.9822.

**For further information regarding COM fabrics,** refer to the *Steelcase Surface Materials Reference Manual*.

**Additional fabric** is required to accommodate flaws, wrinkles, and other imperfections.

## Standard Warp Directions

Fabric	Standard	Tackboards
Abacus <b>E</b>	D	H
Alloy	D	H
Bariolage	D	H
Billiard Multi-Use by Designtex	D	HO
Boccie	D	H
Buzz2	D	HO
Charm*	D	H
Code	D	H
Flip: Orbit	D	HO
Flip: TexHex	D	HO
Fresco	D	H
Latch	D	H
Optic	D	H
Pianista	D	HO
Rhythm	D	H
Stencil	D	HO
Tinsel*	D	H

D = Directional  
 ND = Non-directional  
 H = Warp horizontal  
 HO = Horizontal only

**For Designtex** Cutting Direction, see *Surface Materials Reference Manual*.

\*These fabrics have some color restrictions. Check the *Surface Materials Reference Manual* for color availability.

**E** = Established



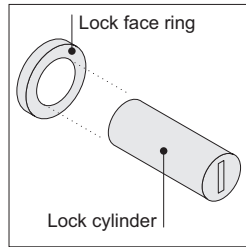
---

# Resources

<b>Lock and Keying</b>	<b>350</b>
<b>Wood Touch-Up Kits</b>	<b>352</b>
<b>Style Number Index</b>	<b>354</b>

# Lock and Keying

**Currency products** are available with field-installed lock plugs only. Lock cylinders are ordered separately.



**Locks** consist of a factory- or field-installed lock cylinder and a factory-installed lock face ring.

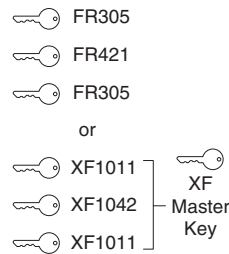
**Two types of locks** are available — the standard keying system (FR series) and the master keying system (XF series). All the locks in the XF series can be opened with a single master key.

## Factory-Installed Keying

**Factory-installed locks** are always key random (standard) or master key random (optional on some product lines). Key random means that the locks will be assigned arbitrarily at the factory with key numbers ranging from FR305 to FR454 (Master keying numbers: XF1001 to XF1150). All locks within a unit will be keyed alike.

*Tip: Random keying can mean that different furniture units will have the same key number. If you must have all locks keyed differently, you should specify field-installed, key specific or key consecutive lock cylinders. ▶ See below.*

### Key Random



### Required to Specify

**Master key random** +\$36 Specify with master key random.

## Field-Installed Keying

**Field-installed locks** are only available on products that include factory-installed lock mechanisms.

**Specify "plug"** when specifying furniture, and the product will ship with a plastic plug in place of the lock cylinder.

**Front-removable lock cylinders** must be specified separately. You must also order a special lock tool to install or remove lock cylinders in the field.

*Tip: Lock tools are reusable. You do not need to order additional lock tools with every furniture order.*

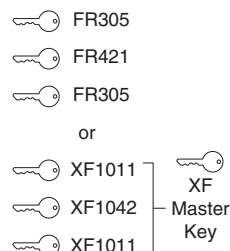
**Lock cylinders** will be shipped separately so that you can install the locks when you are ready.

**Three keying choices** are available for field installation — random (standard), specific, and consecutive. All three are also available with master keying, which means that all locks can be opened with a single master key.

**Key random** means that the locks will be assigned arbitrarily at the factory with key numbers ranging from FR305 to FR454 (Master keying numbers: XF1001 to XF1150).

*Tip: Random keying can mean that different furniture units will have the same key number. If you must have all locks keyed differently, you should specify key specific or key consecutive lock cylinders.*

### Key Random

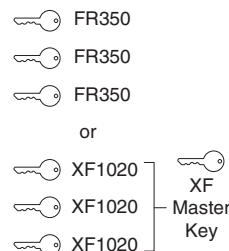


**Key specific** means that you can specify any key number from FR305 to FR454 (Master keying numbers: XF1001 to XF1150). This option can be used to key all the furniture units in a workstation or department the same.

*Tip: Designate the quantity per key number in your specification.*

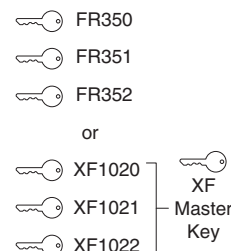
▶ See example at right.

### Key Specific



**Key consecutive** means that you can specify lock numbers in a consecutive order to ensure that no two locks have the same key number until the key sequence repeats. You must select a beginning key number from FR305 to FR454 (Master keying numbers: XF1001 to XF1150).

### Key Consecutive



**Example** of a typical lock cylinder specification is shown below:

10	LOCK9201FR FR320
5	LOCK9201FR FR350
15	LOCK9201XF XF1100
30	Total
1	877102003SR standard lock tool
1	877102002SR master lock tool

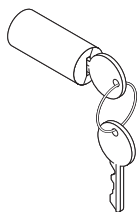


### For Canadian Pricing

Multiply U.S. Price by the Canadian price factor.

▶ See page 1 for details.

## Field-Installed Lock Cylinders



*Tip: Lock price is included in price of furniture with locks.*

*Tip: For replacement lock cylinders, refer to Service Parts.*

Standard Includes		Required to Specify
<ul style="list-style-type: none"> <li>Lock cylinder, keyed random: 9201 Polished Chrome or 9250 Ember Chrome</li> <li>Two keys</li> </ul>		1 Style number 2 Options, if selected (see below)

Options	U.S. Price	Required to Specify
<b>Key specific</b>	No cost	Select key number from FR305–FR454.
<b>Key consecutive</b>	No cost	Specify <i>key consecutive</i> and must select beginning key number from FR305–FR454.
<b>Master key random</b>	+\$36 each	Specify <i>master key random</i> .
<b>Master key specific</b>	+\$36 each	Specify key number from XF1001–XF1150.
<b>Master key consecutive</b>	+\$36 each	Specify <i>master key consecutive</i> and must select beginning key number from XF1001–XF1150.

Specification Information		
Color	Style Number	U.S. Base Price

### FR Series (Standard Keying System)—Lock Cylinder

Polished Chrome	<b>LOCK9201FR</b>	No cost
Ember Chrome	<b>LOCK9250FR</b>	No cost

### Standard Lock Tool

	<b>877102003SR</b>	\$36

### XF Series (Master Keying System)—Lock Cylinder

Polished Chrome	<b>LOCK9201XF</b>	No additional cost. Price included in price of furniture with master-keyed locks.
Ember Chrome	<b>LOCK9250XF</b>	No additional cost. Price included in price of furniture with master-keyed locks.

### Master Lock Tool

	<b>877102002SR</b>	\$36

*Tip: You can change lock cylinders in the field by using the appropriate lock tool.*

 **For Canadian Pricing**  
 Multiply U.S. Price by the Canadian price factor.  
 ► See page 1 for details.

# Wood Touch-Up Kits

## How to Order Wood Touch-Up Kits

Order wood finish touch-up kits from J.Kaltz Co. Specific Steelcase finish codes (such as 3422) can be found under Finishes > Dealer Kits. Each kit contains one brush tip marker and one fill stick.

Place orders as follows:

- Phone: 616.942.6070
- Web: <http://www.jkaltzco.com>



## Style Number Index

Style Number	Page	Description
<b>877102002SR</b>	351	Master Lock Tool
<b>877102003SR</b>	351	Standard Lock Tool
<b>999CHT</b>	314	Wire Clips
<b>AWAA</b>	314	Cable Tray
<b>AWAC23212</b>	246	Wood Center Dwr
<b>AWAG2</b>	245	2½" Round Grommet
<b>AWAK</b>	245	Cabinet Attachment Kit
<b>AWVHD</b>	245	Hinged Door Power Unit
<b>AWVW</b>	314	Wire Mgr
<b>CRBK</b>	211-212	Bookcase
<b>CRBKS15H</b>	217-218	Currency Bookcase, Stacking, 1.5-High
<b>CRBKS1H</b>	215-216	Currency Bookcase, Stacking, One-High
<b>CRBKS2H</b>	219-220	Curr Bookcase, Stacking, Two-High, or Desk
<b>CRBRG</b>	139	Bridge
<b>CRBTTL</b>	159	Boat-Shaped Table
<b>CRC</b>	174	Cushion Top
<b>CRC15HFSLFL</b>	194	Curr Credenza, 1.5-High, Lateral/Open
<b>CRC15HFSLFR</b>	194	Curr Credenza, 1.5-High, Open/Lateral
<b>CRC15HFSLL</b>	195	Curr Credenza, 1.5-High, Lateral/Lateral
<b>CRC15HFSSO</b>	194	Curr Credenza, 1.5-High, Open/Open
<b>CRC2HFSCC</b>	200	Curr Credenza, Two-High, Cabinet/Cabinet
<b>CRC2HFSLCLFL</b>	199	Curr Credenza, Two-High, Lateral/Cabinet
<b>CRC2HFSLCLFR</b>	200	Curr Credenza, Two-High, Cabinet/Lateral
<b>CRC2HFSLFL</b>	198	Curr Credenza, Two-High, Lateral/Open
<b>CRC2HFSLFR</b>	198	Curr Credenza, Two-High, Open/Lateral
<b>CRC2HFSLL</b>	199	Curr Credenza, Two-High, Lateral/Lateral
<b>CRC2HFSOO</b>	198	Curr Credenza, Two-High, Open/Open
<b>CRC2HKSDP</b>	208	Curr Credenza, 2H, Kneespace, Dbl Ped
<b>CRC2HKSSPL</b>	207	Curr Credenza, 2H, Kneespace, Sgl Ped LH
<b>CRC2HKSSPR</b>	208	Curr Credenza, 2H, Kneespace, Sgl Ped RH
<b>CRCDBTB3D</b>	204	Buffet Credenza
<b>CRCDBTB4D</b>	204	Buffet Credenza
<b>CRCDBTB5D</b>	204	Buffet Credenza
<b>CRCDBTO3D</b>	203	Buffet Credenza
<b>CRCDBTO4D</b>	203	Buffet Credenza
<b>CRCDBTO5D</b>	203	Buffet Credenza
<b>CRCLF</b>	223	Combination Cabinet
<b>CRCLMB</b>	163	Column Leg
<b>CRCT</b>	145-146	Common Top, rectangular
<b>CRDSHL</b>	118	Currency Desk Shell
<b>CRDSHLB</b>	128	Bow Front Desk and Desk Shell
<b>CRDSHLO</b>	124	Currency Desk Shell, 6" Overhang
<b>CRDSKBDP</b>	128	Bow Front Desk and Desk Shell
<b>CRDSKBSPL</b>	128	Bow Front Desk and Desk Shell
<b>CRDSKBSPR</b>	128	Bow Front Desk and Desk Shell
<b>CRDSKCC</b>	132	Curved Corner Desk Shell
<b>CRDSKDP</b>	120	Currency Desk Pedestal, Double
<b>CRDSKEL</b>	131	Extended Curved Corner Desk Shell
<b>CRDSKER</b>	131	Extended Curved Corner Desk Shell
<b>CRDSKODP</b>	125	Currency Desk Pedestal, Double, 6" Overhang
<b>CRDSKOSPL</b>	125	Curr Desk Ped, Single, Left Hand, 6" Over
<b>CRDSKOSPR</b>	124	Curr Desk Ped, Single, Right Hand, 6" Over
<b>CRDSKSPL</b>	119	Currency Desk Pedestal, Single, Left Hand
<b>CRDSKSPR</b>	119	Currency Desk Pedestal, Single, Right Hand
<b>CRDWKSF</b>	141	D-Shape Worksurface

Style Number	Page	Description
<b>CRFP</b>	186	Filler Panel
<b>CRHAD15H</b>	191	Lower Storage, 1.5-High HAD
<b>CRHAD1H</b>	191	Lower Storage, One-High HAD
<b>CRHADCT</b>	143	Common Top, HAD application
<b>CRL15HBF</b>	178	Curr 1.5H, Box/File Lateral
<b>CRL15HOF</b>	178	Curr 1.5H, Open/File Lateral
<b>CRL1H</b>	178	Lateral, One-High
<b>CRL2H</b>	179	Currency, One-High, One-High,
<b>CRL3H</b>	181	Three-High Lateral File
<b>CRL4H</b>	181	Four-High Lateral File
<b>CRLCTR</b>	244	Lectern
<b>CRLS15HD</b>	184	Curr 1.5H Lower Storage, Cabinet
<b>CRLS15HO</b>	184	Curr 1.5H Lower Storage, Open
<b>CRLS1H</b>	183	Low Storage, One-High
<b>CRLS2HD</b>	185	Curr 2H Lower Storage, Cabinet
<b>CRLS2HO</b>	184	Curr 2H Lower Storage, Open
<b>CRMP</b>	166	Modesty Panel
<b>CRMP15H</b>	173	Mobile Pedestal, 1.5-High
<b>CRMP2HBBF</b>	174	Currency, Two-High Mobile Pedestals
<b>CRMP2HFF</b>	174	Currency, Two-High Mobile Pedestals
<b>CRMP2HOB</b>	174	Currency, Two-High Mobile Pedestals
<b>CROHHD</b>	225	Currency, Overhead
<b>CROHHPABD</b>	225	Currency, Overhead
<b>CROHHPABS</b>	225	Currency, Overhead
<b>CROHOP</b>	228	Currency, Overhead
<b>CROHOPABD</b>	229	Currency, Overhead
<b>CROHOPABS</b>	229	Currency, Overhead
<b>CROHOS</b>	228	Currency, Overhead
<b>CROHOSABD</b>	229	Currency, Overhead
<b>CROHOSABS</b>	229	Currency, Overhead
<b>CROHSDP</b>	226	Currency, Overhead
<b>CROHSDPABD</b>	227	Currency, Overhead
<b>CROHSDPABS</b>	227	Currency, Overhead
<b>CROHSDSABD</b>	227	Currency, Overhead
<b>CROHSDSABS</b>	227	Currency, Overhead
<b>CROHSHD</b>	232	Currency, Stacking Overhead
<b>CROHSO</b>	234	Stacking Overhead, No Doors, Opn
<b>CROHSSD</b>	233	Currency, Stacking Overhead
<b>CRORP</b>	237	Organizer—Personal
<b>CRORPABD</b>	238	Organizer—Personal
<b>CRORPABS</b>	238	Organizer—Personal
<b>CRORS</b>	237	Organizer—Personal
<b>CRORSABD</b>	238	Organizer—Personal
<b>CRORSABS</b>	238	Organizer—Personal
<b>CRPB</b>	162	Post Leg
<b>CRPD15H</b>	169	Pedestal, 1.5-High
<b>CRPD2HBBF</b>	169	Two-High Fixed Pedestals
<b>CRPD2HFF</b>	169	Two-High Fixed Pedestals
<b>CRPD2HOB</b>	169	Two-High Fixed Pedestals
<b>CRPD2SHL2HBBF</b>	171	Two-High Fixed Pedestals For Use with Shells
<b>CRPD2SHL2HFF</b>	171	Two-High Fixed Pedestals For Use with Shells
<b>CRPD2SHL2HOB</b>	171	Two-High Fixed Pedestals For Use with Shells
<b>CRPWKSF</b>	141	P-Shape Worksurface
<b>CRCTRKTBL</b>	155-156	Racetrack Table
<b>CRRECB</b>	160	Rectangle Base

Style Number	Page	Description	Style Number	Page	Description
<b>CRRECTBL</b>	151-152	Rectangular Table	<b>RCHE1842</b>	188	Bsc Cushion E
<b>CRRTB</b>	149	Round Table	<b>RCHE2430</b>	188	Bsc Cushion E
<b>CRRTNL</b>	136	Currency Return Shell, Left Hand	<b>RCHE2436</b>	188	Bsc Cushion E
<b>CRRTNR</b>	136	Currency Return Shell, Right Hand	<b>SLHAD1S</b>	299	SL HAD Int Storage
<b>CRRTNSPL</b>	137	Currency Return Pedestal, Single, Left Hand	<b>SLHAD2S</b>	295	Slim Leg HAD Free
<b>CRRTNSPR</b>	137	Currency Return Pedestal, Single, Right Hand	<b>SLHMOD</b>	300-302	Slim Leg HAD Mod Pan
<b>CRSC</b>	243	Service Cart	<b>SLHVCM</b>	303	Slim Leg HAD Wr Mgr
<b>CRSQB</b>	162	Square Leg	<b>TSATP27</b>	163	Post Leg
<b>CRSQTB</b>	149	Square Table	<b>TSATPL14</b>	164	Support Plate
<b>CRSTB</b>	161	T-Base	<b>TSATPL20</b>	164	Support Plate
<b>CRSTBC</b>	187	Storage to Beam Connector	<b>TSATRC39</b>	164	Reinforcing Channel
<b>CRSXB</b>	161	X-Base	<b>TSATRC48</b>	164	Reinforcing Channel
<b>CRTBWM</b>	241	Currency Tackboard, Wallmount	<b>TSATRC57</b>	164	Reinforcing Channel
<b>CRTWBFL</b>	249	Curr Tower, Sngl Dr w/ Drawers	<b>TSATRC72</b>	164	Reinforcing Channel
<b>CRTWBFR</b>	250	Curr Tower, Sngl Dr, BF, Hinged Left	<b>TSATTIE</b>	164	Tie Plates
<b>CRTWDBFL</b>	255	Curr Tower, Dual Dr, BF, Cabinet Left	<b>UFS1610H</b>	165	FO Inter Support
<b>CRTWDBFR</b>	256	Curr Tower, Dual Dr, BF, Cabinet Right	<b>UFS1615H</b>	165	FO Inter Support
<b>CRTWDFFL</b>	257	Curr Tower, Dual Dr, FF, Cabinet Left			
<b>CRTWDFFR</b>	258	Curr Tower, Dual Dr, FF, Cabinet Right			
<b>CRTWFFL</b>	251	Curr Tower, Single Dr, FF, Hinged Left			
<b>CRTWFFR</b>	252	Curr Tower, Single Door, FF, Hinged Right			
<b>CRTWSABBFL</b>	261	Curr Tower, Side Access, BBF, Cabinet Left			
<b>CRTWSABBFR</b>	262	Curr Tower, Side Access, BBF, Cabinet R			
<b>CRTWSAFL</b>	263	Curr Tower, Side Access, FF, Cabinet Left			
<b>CRTWSAFFR</b>	264	Curr Tower, Side Access, FF, Cabinet Right			
<b>CRWDL</b>	267-269	Curr Cabinet, Hinged Left			
<b>CRWDR</b>	270-272	Curr Cabinet, Hinged Right			
<b>GFUCCM</b>	315	Cord and Cable Mg			
<b>GFUCMC</b>	315	Internode Harness Clip			
<b>LOCK9201FR</b>	351	Lock Cylinder			
<b>LOCK9201XF</b>	351	Lock Cylinder			
<b>LOCK9250FR</b>	351	Lock Cylinder			
<b>LOCK9250XF</b>	351	Lock Cylinder			
<b>LS1FSC</b>	326	Daisy Chain Cord			
<b>LS6FSC</b>	326	Daisy Chain Cord			
<b>LSL18</b>	327	LED Light			
<b>LSL18YA</b>	327	LED Light			
<b>LSL18YB</b>	327	LED Light			
<b>LSM24K</b>	326	Standard Light			
<b>LSM24KC</b>	326	Standard Light			
<b>LSM24KD</b>	326	Standard Light			
<b>LSM36K</b>	326	Standard Light			
<b>LSM36KC</b>	326	Standard Light			
<b>LSM36KD</b>	326	Standard Light			
<b>LSM48K</b>	326	Standard Light			
<b>LSM48KC</b>	326	Standard Light			
<b>LSM48KD</b>	326	Standard Light			
<b>PTDMGB1</b>	312	Power Sphere			
<b>PTDMGB3</b>	312	Pwr Comm Sphere			
<b>PTRLGB1</b>	313	Oval Power and Comm Port			
<b>PTRLGBCAP</b>	313	Decorative Metal Cap			
<b>PTRSGB1</b>	313	Power Comm Port			
<b>PTRSGBCAP</b>	313	Decorative Metal Cap			
<b>RCHE1830</b>	188	Bsc Cushion E			
<b>RCHE1836</b>	188	Bsc Cushion E			

# Trademark List

™/® The following is a non-exhaustive list of trademarks and registered trademarks for products of Steelcase Inc. or one of its related corporate entities: Agree, Airtouch, Alight, Amia, Answer, Aspekt, Avenir, Await, B-Free, Ballet, Bassline, Bindu, Bivi, Bix, Bottomline, Brody, Buoy, Cachet, Campfire, Capa, CF Series, CG\_1, Chord, Circa, Clipper, Cobi, Collaboration, Convene, Coupe, Cura, Currency, dash, Divisio, Duo, E-Table 2, Edge Series, Elbrook, Elective Elements, Embold, Empath, Everwall, Exponents, Folio, FrameOne, Gesture, Groupwork, Host, Hosu, i2i, Jenny, Kart, Kathryn, Kick, Lagunitas, Leap, Leela, LessThanFive, LiveBack, LiveSeat, Mackinac, Marien152, Max-Stacker, media:scape, Migration, Millbrae, Mineral, Mitra, Montage, Montara650, MoreThanFive, Move, Node, Ocular, Ology, Opus, Paperflo, Passerelle, Player, Pocket, Potrero415, QiVi, Radia, Regard, Relay, Reply, Ripple, Roam, Sarto, Scoop, Sebastopol, Senti Series, Senza, Shortcut, Sidewalk, Siento, Sieste, SILQ, Soffio, Sorrel, SOTO, Steelcase Eclipse, Steelcase Flex, Steelcase Karman, Steelcase Relay, Steelcase Rise, Steelcase Series, Surround, SW\_1, Switch, Sync, Tava, Tenor, Think, Thoughtful, Thread, Together, Train, Trees, Turnstone, Umami, Underscore, V.I.A., Verb, Verge, Verlay, Victor2, Visalia, WorkValet, and X-tenz.

™/® The following are trademarks or registered trademarks of AMQ Solutions, LLC: 3F, Activ, Amobi, Bixby, Bodi, Cluvo, Concur, Embank, FL-X, Iline, Jaku, Kinex, Personality Plus, Revi, S-Series, Siya, Tektis, Tizu, Uptake, and Zilo.

™/® The following are trademarks or registered trademarks of Orangebox Ltd., Cardiff, UK: Air3, Aspect, Avi, Away from the Desk, Border, Campers & Dens, Coppice, Cubb, Kirm, On the QT, Ramsey, Skomer, Sully, Track-B, and Vale.

™/® The following are trademarks or registered trademarks of Viccarbe Habitat, S.L.: Aleta, Cambio, Designed in The Sun, Foro, Funda, Holy Day, Kelly, Last Minute, Noha, Savina, Sistema, Sistema, Viable, and Wrapp.

® The following are registered brands of Steelcase Inc. and its family of companies: Steelcase, AMQ, Coalesse, Designtex, Halcon, Orangebox, Smith System, and Viccarbe.

® The following registered trademarks are under license from AWI Licensing Company, Dover, DE: SoundScapes, DuraBrite, BioBlock, and Armstrong.

® The following registered trademarks are under license from Byrne Electrical, Rockford, MI: Interport, Mini-Port, Axil Z, and Ellora.

® The following is a registered trademark of DuPont, Wilmington, DE: Corian.

® The following is a registered trademark of Genlyte Thomas Company, Louisville, KY: Lightolier.

® The following is a registered trademark of Hilti Corporation, FL-9494 Schaan, Principality of Liechtenstein: Hilti.

® The following is a registered trademark of Leviton Manufacturing Company, Little Neck, NY: Decora.

® The following is a registered trademark of Mechanical Plastics Corp, Elmsford, NY: Toggler.

® The following is a registered trademark of Microsoft Corporation, Redmond, WA: Microsoft.

® The following are registered trademarks of Orangebox Ltd., Cardiff, UK: Orangebox.

® The following is a registered trademark of Panduit Corporation, Lockport, IL: Panduit.

® The following is a registered trademark of Trav (Press), Cuneo, Italy: Assisa.

® The following is a registered trademark of Virtual Ink, Boston, MA: mimioActive.

® The following registered trademarks are under license from Wilkhahn Furniture Products: Avera, Senzo, Versal, and Wilkhahn FS.

® The following are registered trademarks of Polyvision Corp: Flow, Motif, Polyvision, Sans, and Serif.

® The following is a registered trademark of Wilsonart International, Temple, TX: Chemsurf.

® The following is a registered trademark of Wiremold, West Hartford, CT: Wiremold.

® The following is a registered trademark of EMU Group S.P.A., Perugia, Italy: EMU.

® The following is a registered trademark of Security People, Inc.: Digilock.

® The following are registered trademarks of Natural Capital Partners Europe Limited: CarbonNeutral and the CarbonNeutral Certified logo.

™ The following is a trademark of Microsoft Corporation, Redmond, WA: Windows.

™ The following is a trademark of Rodman Industries, Inc., Oconomowoc, WI: ResinCore1.

™ The following is a trademark of Ultrafabrics, LLC, Elmsford, NY: Ultraleather.

™ The following trademarks are under license from Wilkhahn Furniture products: Cana, Linus, Logon, Picto, Range, Stitz, Thema, Timetable, and Tubis.

™ The following trademarks are under license from Walter Knoll: Andoo, Bob, Lazlo, Lox, Ribbon, and Together.

™ The following trademarks are under license from PP Mobler: Bar and Flag Halyard.

™ The following trademarks are under license from Carl Hansen: Elbow, Paddle, Shell, Wing, and Wishbone.

™ The following trademarks are under license from Cambridge Sound Management, LLC Cambridge, MA: QtPro Soundmasking, Qt Quiet Technology, and Sonet Qt.

™ The following is a trademark of Electri-Cable Assemblies, Shelton, CT: Interact.

™ The following is a trademark of Clestra Hauserman: IRYS.

™ The following is a trademark of Wiesner-Hager Möbel GmbH: Nooi.

™ The following are trademarks of Polyvision: Accord, a3, e3, Boundri, and Nota.

™ The following is a trademark of Bostock Company, Inc: SnapCab.

™ The following is a trademark of Williams-Sonoma, Inc: West Elm.

™ The following is a trademark of Elena Marquina Testor: nanimarquina.

™ The following is a trademark of Forbo International SA: Forbo.

Trademarks used herein are the property of Steelcase Inc. or their respective owners.