



# Steelcase Hybrid Solutions

## Availability

**Electronic price list updated** with release 200.M (U.S.) and 156.M (Canada), dated June 17, 2024.

All specifications subject to change without notice. Reference the electronic catalog/Hedberg for current pricing.

Transitional products in this specification guide are **maintained for existing customers only** and are likely to be phased out over time. These products are indicated with a . Products that are scheduled to be culled are indicated with an , followed by the last order entry date.

## Surface Materials

**The surface materials team** has announced the launch of the Finish Library, found at [www.steelcase.com/finishlibrary/](http://www.steelcase.com/finishlibrary/).

► For a list of all trademarks, refer to the last page of this specification guide. © 2024 Steelcase Inc.

*Note: Ocular table not available to Canadian government.*



### For Canadian Pricing

- Canadian factor can be found at [www.steelcase.com/CADpricing](http://www.steelcase.com/CADpricing). Calculate in the following order to avoid rounding errors:
- Multiply the base price and each option by the Canadian factor.
  - Round each to the nearest dollar.
  - Add base and options for total list price.

## Additional Resources

2

## Statement of Line

3

## Understanding Ocular Tables

6

Ocular – Arc7	8
Ocular – Coupe5	12
Ocular – Coupe3	16
Ocular – Tech Panels	19
Ocular – Coupe Towers	20
Ocular – Sightline	22
Ocular – Cable Pods	24

## Understanding Ocular – View

26

## Specifying Ocular Tables

Ocular – Arc7	30
Ocular – Coupe5	32
Ocular – Coupe3	34
Ocular – Coupe Towers	36
Ocular – Sightline	40
Ocular – Cable Pods	46

## Specifying Ocular – View

47

## Surface Materials

48

## Style Number Index

52

# Additional Resources

**Hybrid Solutions** are supported with an array of informational materials, tools, and software to help you plan an installation efficiently.

## Printed Materials

### Surface Materials Reference Manual

This publication provides:

- An explanation of the surface materials
- "Available on" matrices
- Vertical surface fabric and seating upholstery selection listing
- Technical data for surface materials
- Surface material care and cleaning instructions

## Computer Tools

### Electronic Catalog

Accurate sales quotations and purchase orders for Steelcase products are created with specification software that uses Steelcase Electronic Catalog data. Use the data to specify and price style numbers and options for every Steelcase product. The data is updated bimonthly by Steelcase and provided to software programs including: the Hedberg Business System, SmartTools – Steelcase's design and specification software (for more information on SmartTools, please email [SmartTools@steelcase.com](mailto:SmartTools@steelcase.com)), the ProjectMatrix Project-Symbols libraries, as well as 20-20 CAP Studio.

### Furniture Symbol Graphic Data

Steelcase creates 2D and 3D furniture symbols (with attributes) for planning and initially specifying Steelcase products. This data is incorporated into several add-on software packages that work in either a Microstation or an AutoCAD drafting environment.

### Digital Publications

You can access these digital publications at [www.steelcase.com](http://www.steelcase.com) or [village.steelcase.com](http://village.steelcase.com).

## Planning Ideas

**Planning ideas** are available to help inspire, envision, and plan great solutions. 2D and 3D Auto-CAD drawings, Sketch-Up files, and SmartTools drawings are available on the Planning Ideas site: [www.steelcase.com/planningideas](http://www.steelcase.com/planningideas).

## Support

### Steelcase Capabilities

Steelcase products are distributed, installed, and serviced through a network of more than 600 dealers worldwide. Steelcase is also represented with offices and corporate showrooms in 26 U.S. cities, 4 Canadian cities, and in France, Germany, Great Britain, and Japan. Every Steelcase product meets our exceptionally high standards of quality and durability and comes with the Steelcase assurance of excellence in service.

**For ordering or product assistance**, call your local dealer, the Steelcase Solutions Resource Team, or the Steelcase Solutions Fulfillment Team at 1.888.STEELCASE (1.888.783.3522) or send an e-mail to [lineone@steelcase.com](mailto:lineone@steelcase.com).

Call the Steelcase Solutions Resource Team prior to placing an order, when working on a bid, or when you need information about product applications and specifications.

Call the Steelcase Solutions Fulfillment Team if you have submitted an order to Steelcase and you need to speak to your Solutions Fulfillment Team Representative about the order. Also call if you have any post-shipment quality concerns or service parts questions.

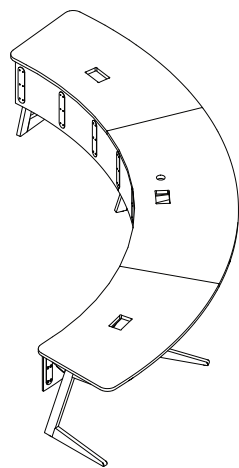
For warranty information, please go to <http://www.steelcase.com/warranty/>.

Outside the U.S.A., Canada, Mexico, Puerto Rico, and the U.S. Virgin Islands, call 1.616.247.2500.

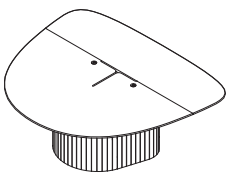
## Sustainability

**At Steelcase**, we believe business can be a force for good. We create long-lasting products that are better for people and better for the planet. Our products and operations use life cycle thinking to meet our commitment to reducing climate change. This commitment is reinforced by practices such as designing to minimize global warming and other life cycle impacts, ensuring material health, and enabling end-of-use strategies. To learn more at a corporate level, visit: <https://www.steelcase.com/discover/steelcase/esg-overview/environmental/> Product Environmental Profiles, which provide key environmental attributes such as recycled content, embodied carbon and recyclability, as well as product certifications can be found by searching for Steelcase at *Origin.build*.

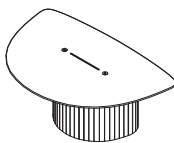
Ocular Tables




**Ocular – Arc7**  
Understanding  
▶ Page 8  
Specifying  
▶ Page 30




**Ocular – Coupe5**  
Understanding  
▶ Page 12  
Specifying  
▶ Page 32



**Ocular – Coupe3**  
Understanding  
▶ Page 16  
Specifying  
▶ Page 34



**Seated**



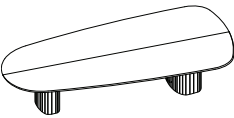
**Standing**

Understanding  
▶ Page 20  
Specifying  
▶ Page 36

Ocular – Coupe Towers

	48"W	60"W
61"D	●	
67"D		●

Ocular Tables, continued



Understanding  
▶ Page 22  
Specifying  
▶ Page 40

Ocular – Sightline

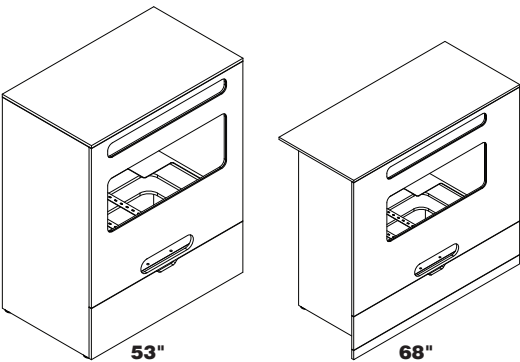
	66"W	74"W
91"D	●	
120"D	●	
156"D		●



**Ocular – Cable Pod**  
Understanding  
▶ Page 24  
Specifying  
▶ Page 46

Ocular – View

Understanding  
▶ Page 26  
Specifying  
▶ Page 47



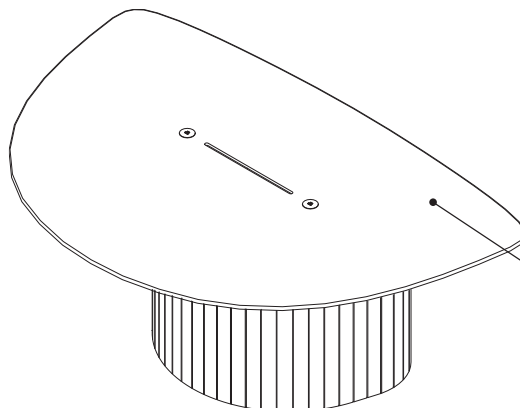
Ocular – View



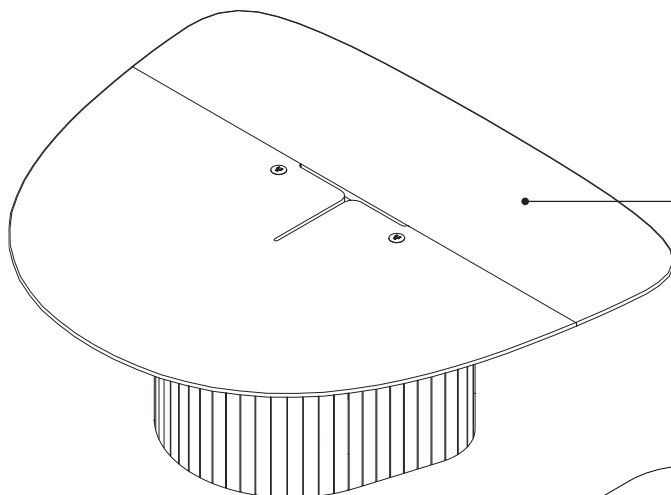
# Ocular Tables

**Ocular** is a collection of tables designed to improve sightlines and create more equitable and engaging hybrid meeting experiences within the workplace.

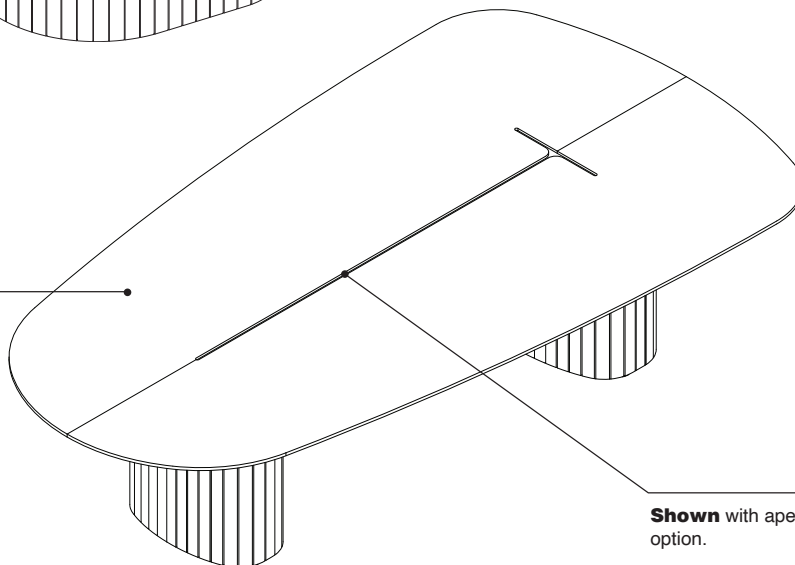
**Ocular's unique table shapes** position users intentionally around the worksurface to ensure that each user has equal presence while on camera while also delivering more natural conversations with virtual meeting attendees.



**Ocular - Coupe3** has space for three seats and is 72" in width and 48" in depth.

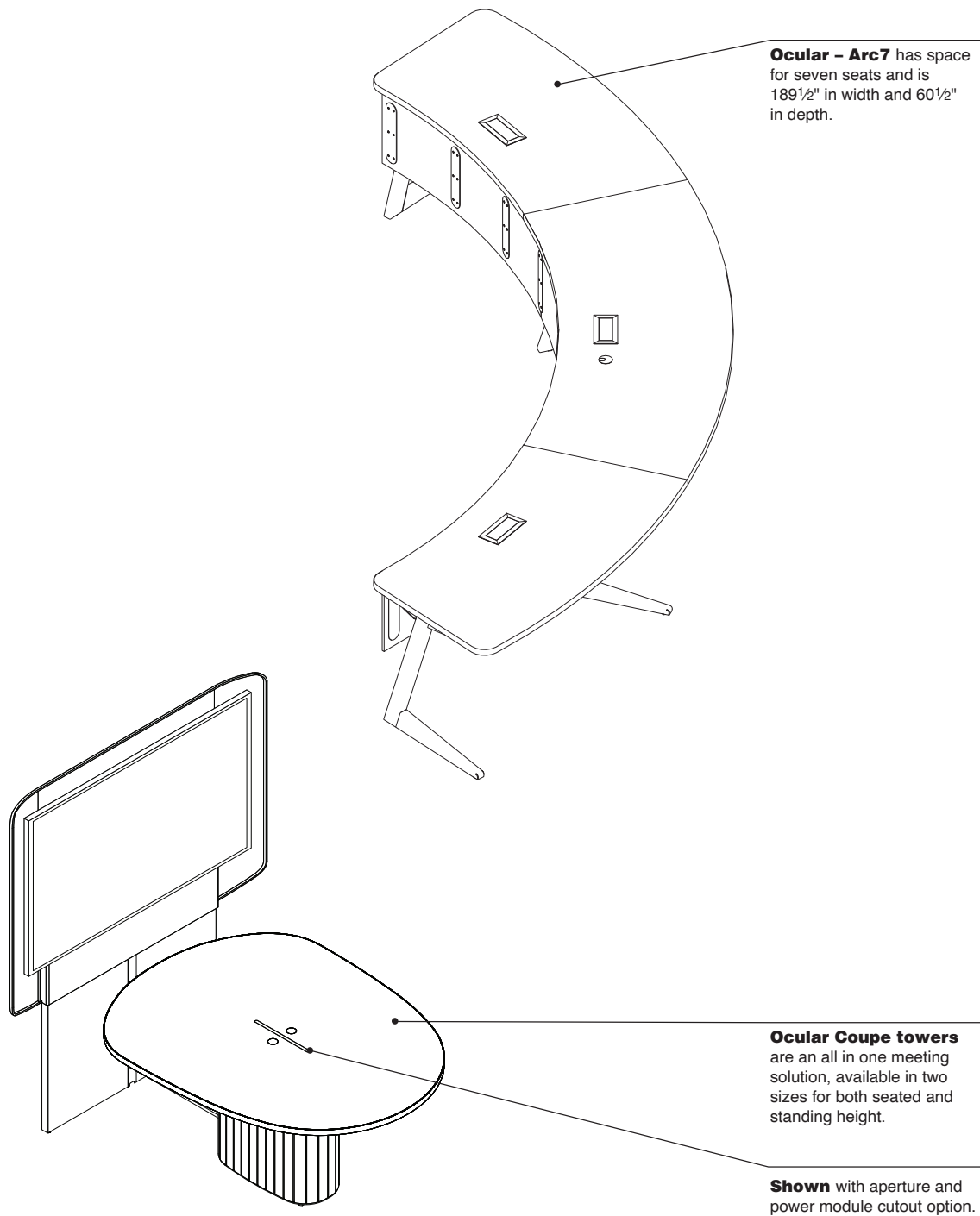


**Ocular - Coupe5** has space for five seats and is 82" in width and 70" in depth.

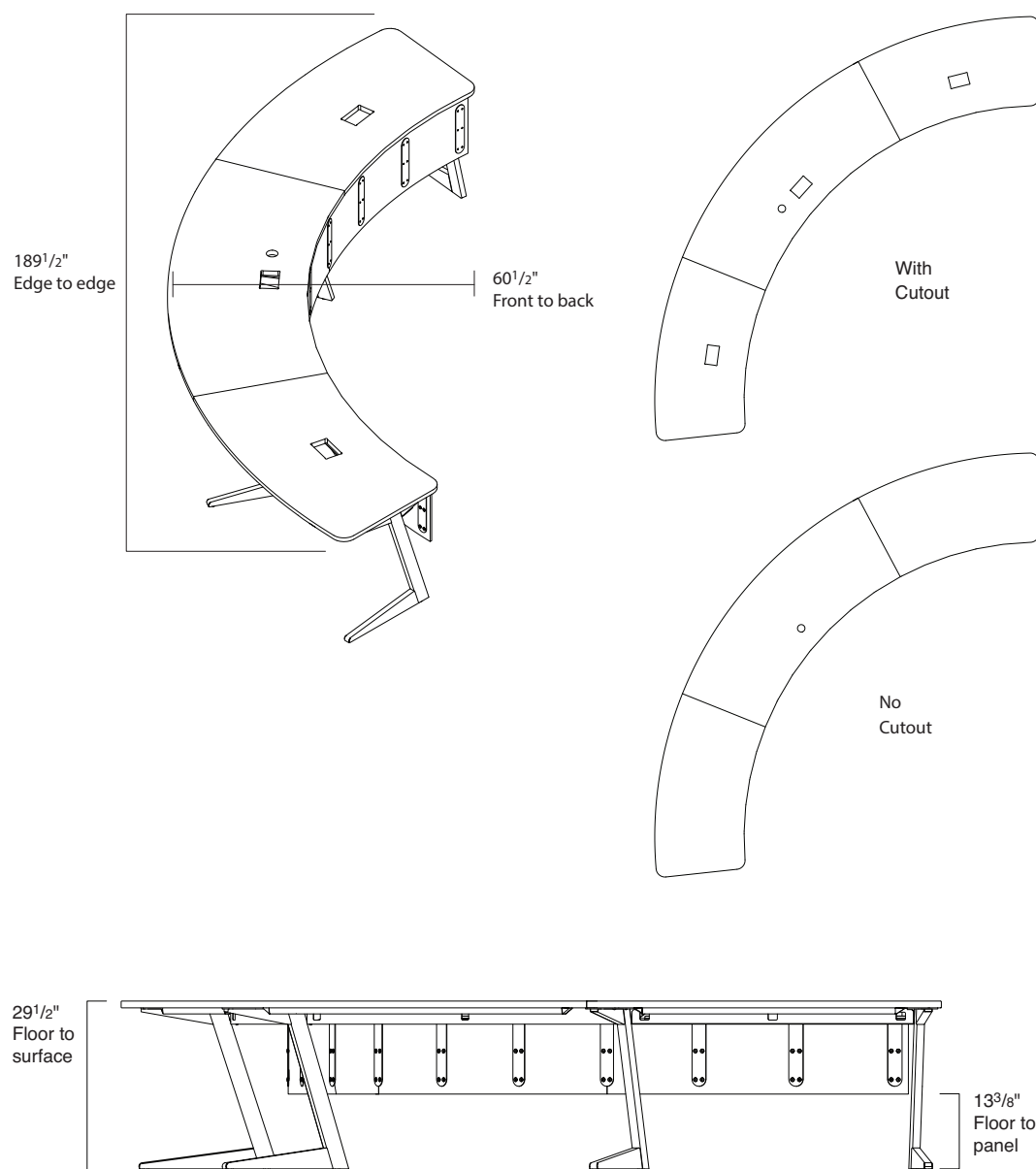


**Shown** with aperture cutout option.

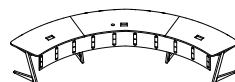
**Ocular - Sightline tables** are designed for optimum viewing of people to people, from both the remote and in-person experiences.



# Ocular – Arc7



## Product Details



**Ocular – Arc7** is a curved table designed specifically for video centered meetings. All seats (up to seven) are placed on a single side of the table to provide a premier video meeting experience for both in-room and virtual participants.

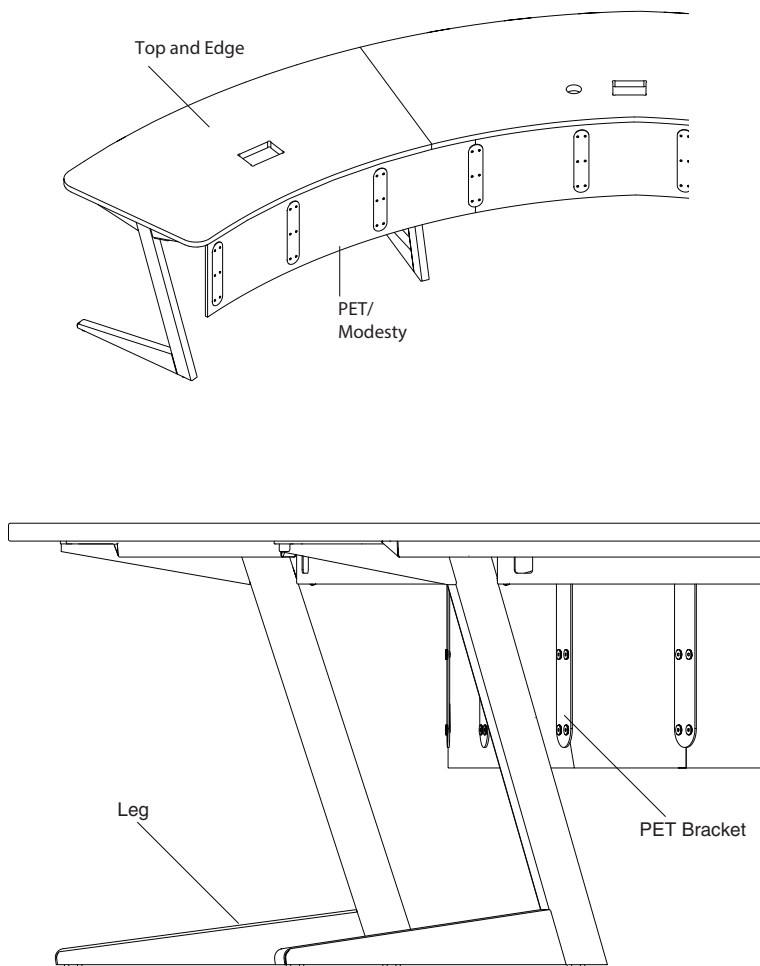
**Two table tops** are currently available for the Ocular – Arc7 table:

- With cutout includes three 6 1/2" x 4" cutouts for the Byrne MHO-B power module. A power module cutout is placed in each of the three sections of the table. A single 2 1/2" grommet hole is also included within the middle section of the table to accommodate for a room controller.
- No cutout provides a 2 1/2" grommet hole within the middle section of the table. Power module cutouts are not included within this configuration.

## Actual Dimensions

Width	189 1/2"
Height	29 1/2"
Depth	60 1/2"
Weight	326 lb





**Top** is available in High-Pressure Laminate or wood veneer.

**PET screen** provides leg privacy for seated users and is available in medium or dark heather grey.

**Power cutouts** are available in each of the three table sections.

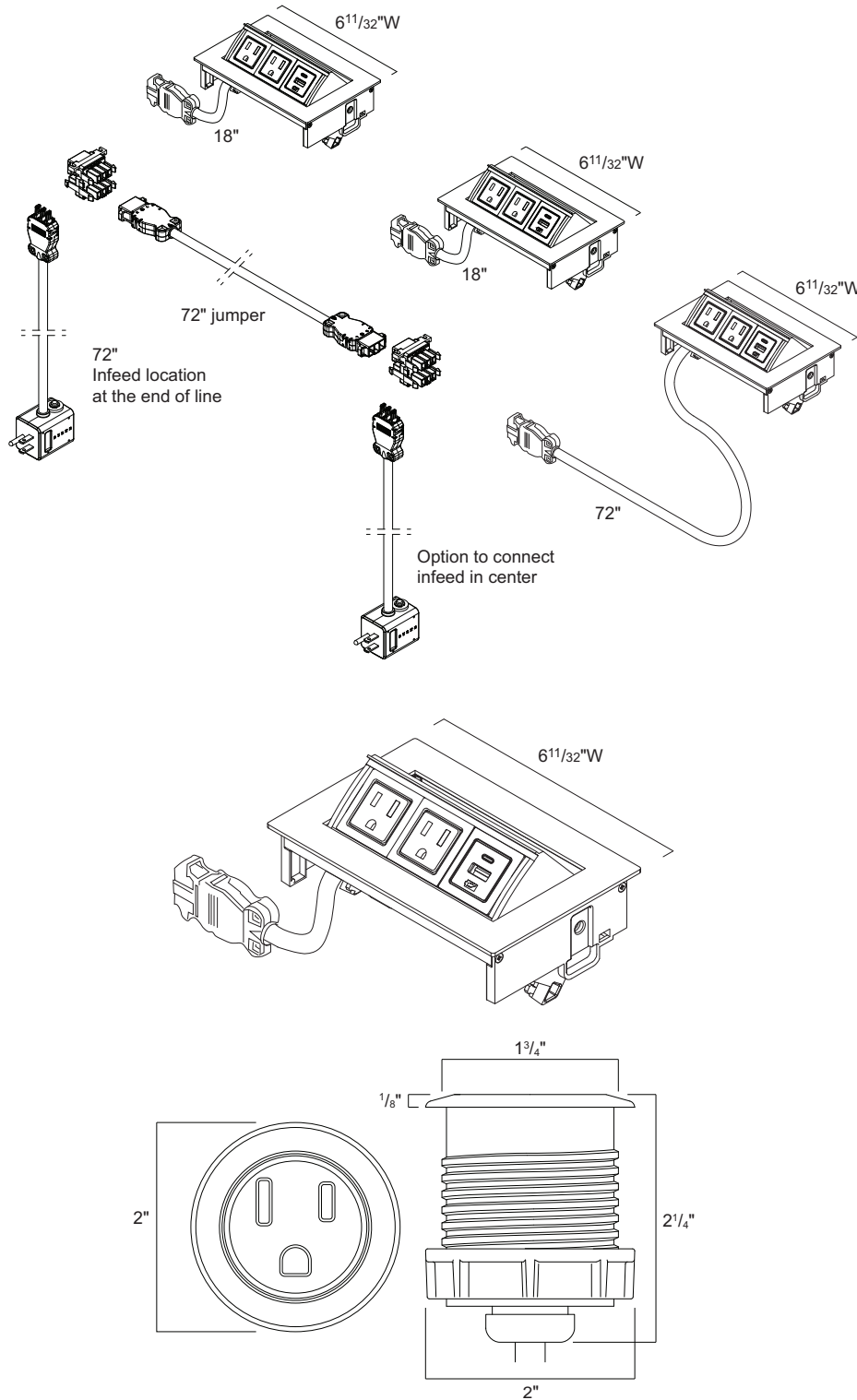
**Grommet cap in black plastic** is provided for the 2 1/2" opening in the center section of the table.

**PET brackets** match the PET screen color and are used to connect the screen to the surface.

**Cable channel** provides room for housing and routing of power and technology cables beneath the surface.

**Metal legs** adjust with glides from 29 1/2" to 30 1/4".

**Surface edge** is only available in straight 3 mm plastic or wood veneer.



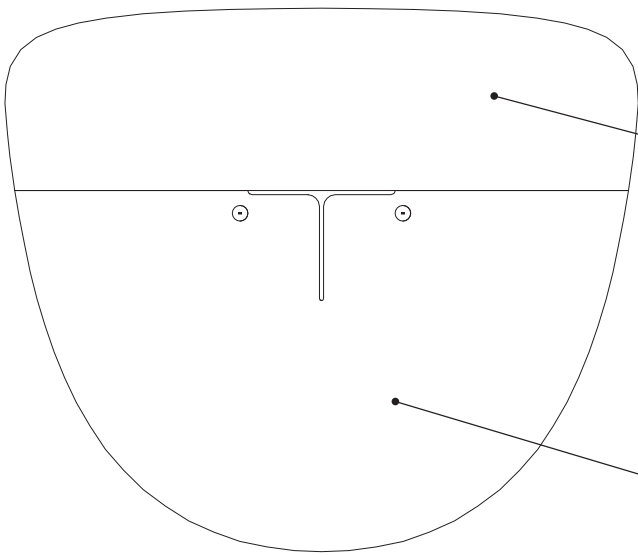
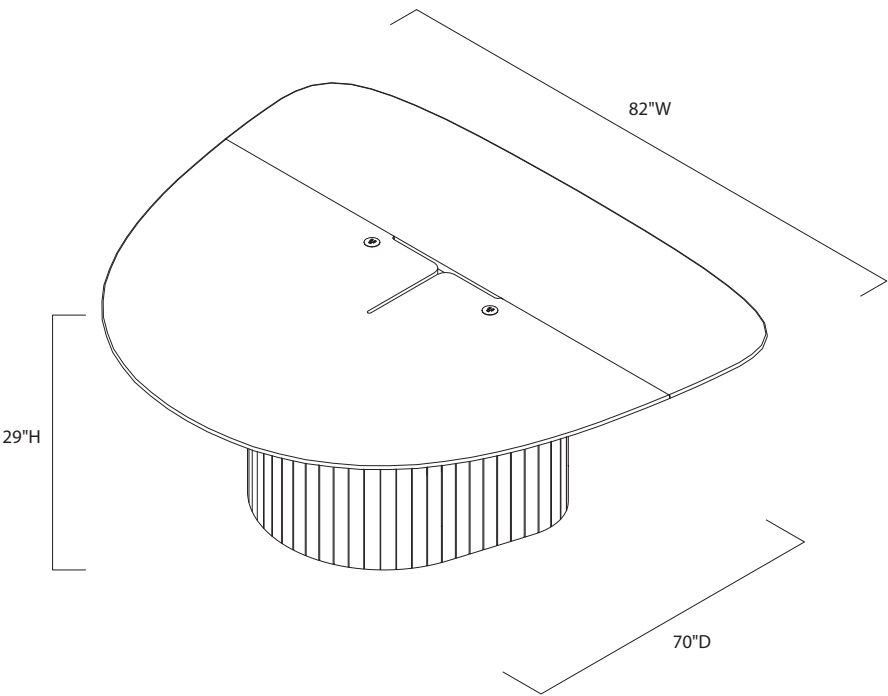
**Power units** are three window pop-up units with two 110V AC power receptacles and one combination 20W USB Type-A + Type-C.

**The modular power configuration (illustrated)** utilizes the Steelcase Universal Modular Power infeeds, jumpers, and power distribution blocks.

**A hardwired power configuration (not shown)** is available and instead includes 10' of cable directly attached to each pop-up power window, that must be hardwired into the building/structure power.



# Ocular – Coupe5

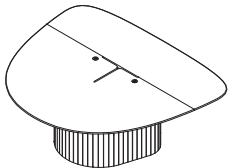


**Top Surface Side B**  
**A High-Pressure Laminate or wood veneer surface** that can be specified in contrast to surface side A.

**Top Surface Side A**  
**A High-Pressure Laminate or wood veneer surface** that can be specified in contrast to surface side B.

Actual Dimensions	
Width	82"
Height	29"
Depth	70"
Weight	291 lb

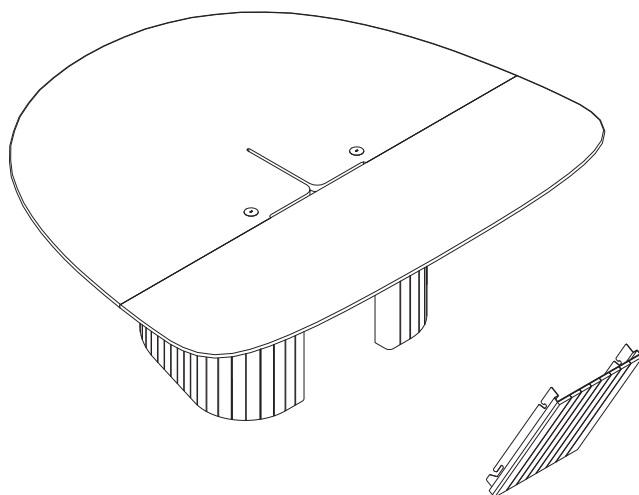
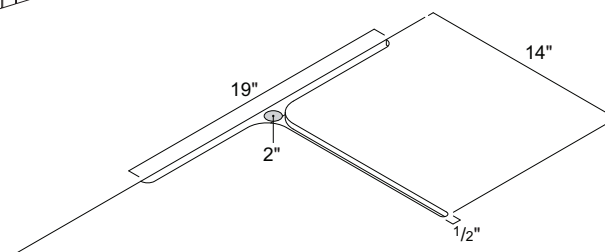
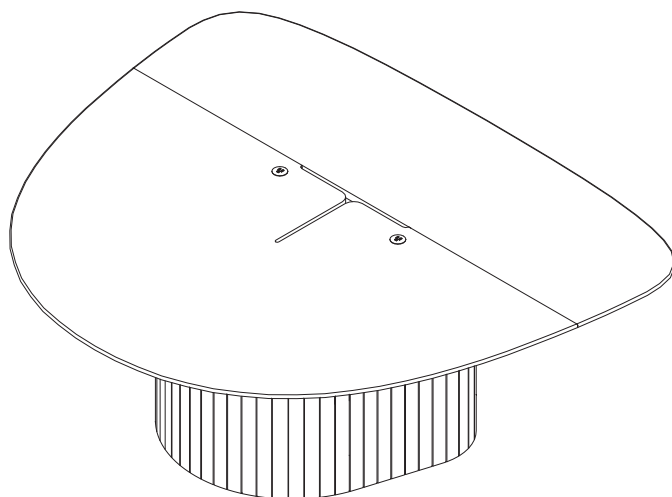
## Product Details



**The Ocular – Coupe5** is designed specifically for video-centered meetings. The table has ample space for up to five seats. The table's surface comes in two sections that are joined together.

**Two top types** are available for the Ocular – Coupe5 table:

- **Contrasting** allows specifiers to select two unique laminate or two unique veneer surface finishes for the two sections of the table surface.
- **Non-contrasting** allows specifiers to select a single laminate or veneer surface finish for the two sections of the table surface.



**T-shaped aperture cutout** is standard with the table and allows for easy, flexible access from above and below the table while also helping future proof for new power and technology systems.

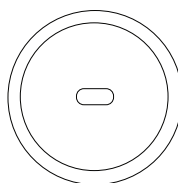
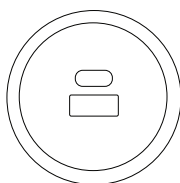

**PET wrapped base and door** offered in dark or medium heather grey.

**Glides** below the base adjust from 29" to 30<sup>1</sup>/<sub>2</sub>" to level the table on uneven floors.

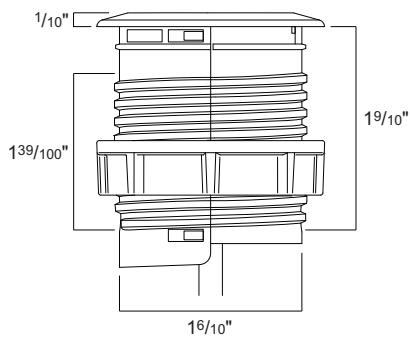
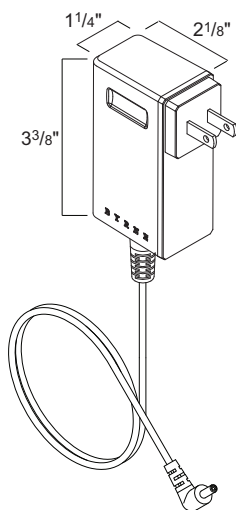
**Access door to the large hollow base** provides easy access management to any housed power or technology components. Door is 16<sup>1</sup>/<sub>2</sub>" wide by 26" tall.



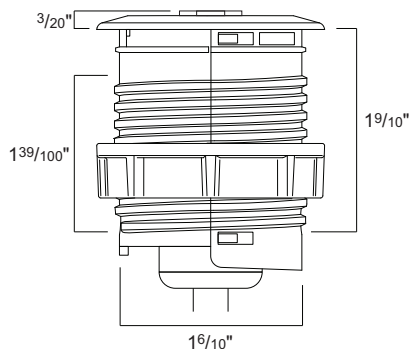
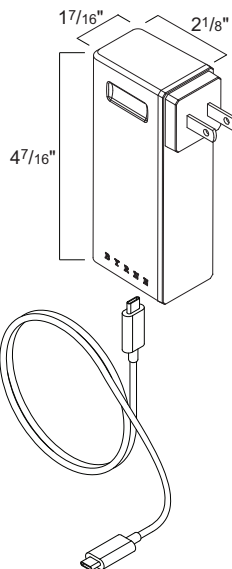
**Surface edge** is only available in plastic or wood veneer, in a 1/2" profile to an overall thickness of 1 1/8".



USB-A  
20W, Barrel connector, 72" cord

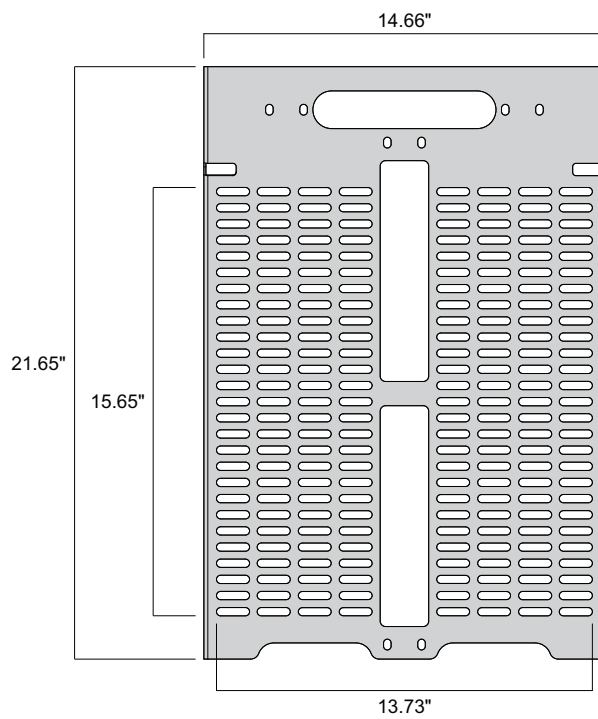
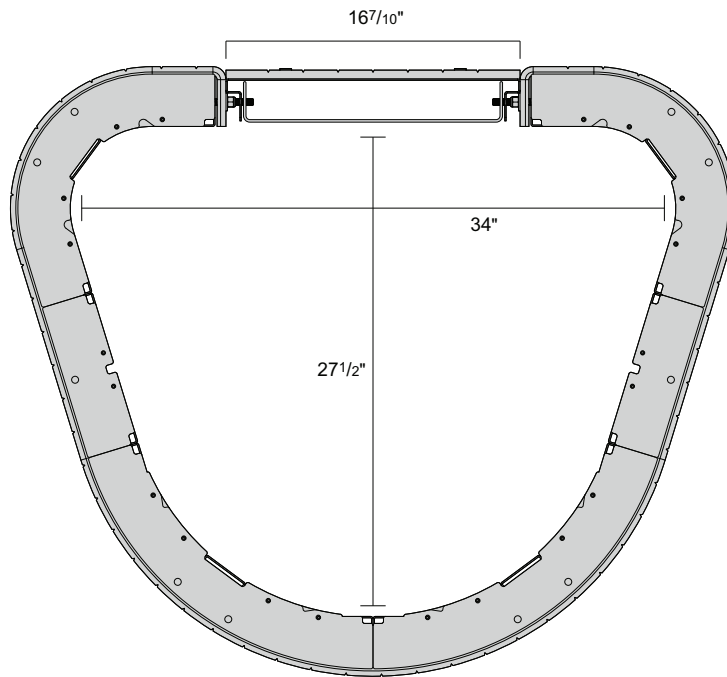


USB-C  
60W, USB-C connector, 72" cord



**Power** is available in two user accessible positions.

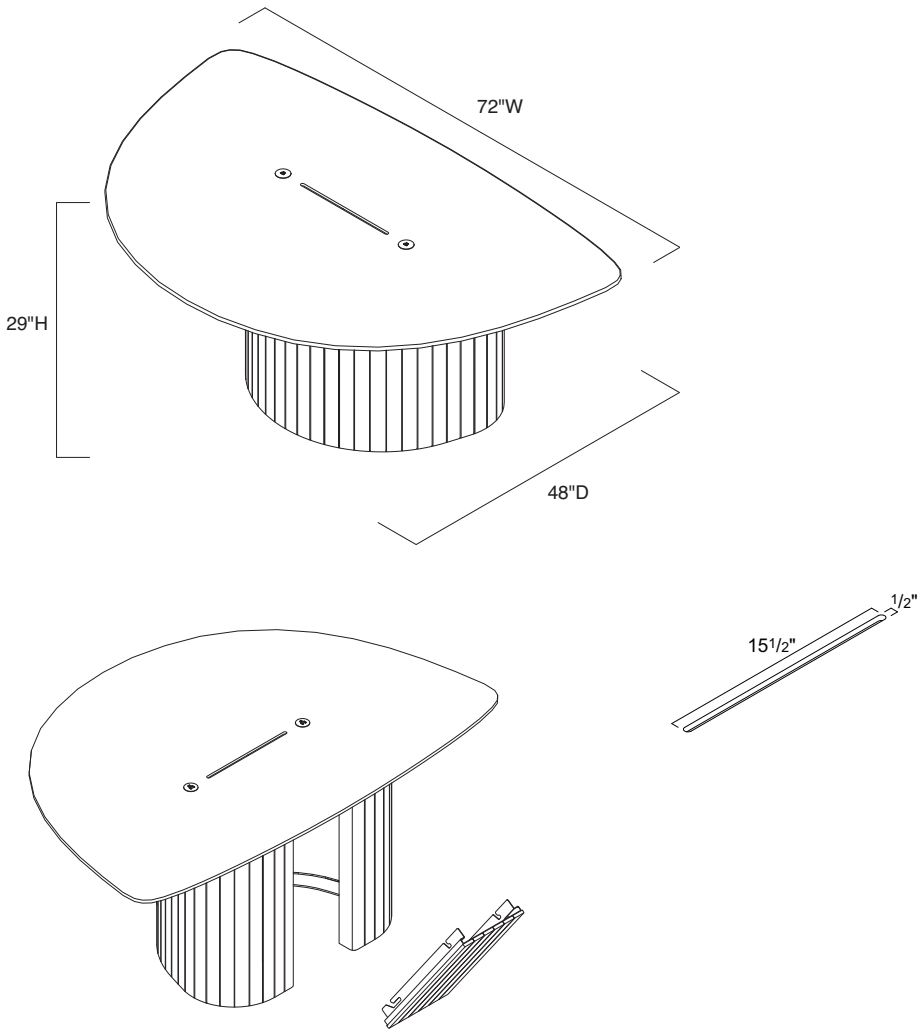
**Power** is available in 110V standard power, combination 20W USB Type A+C, or single 60W USB Type C.



**The tech panel for the Coupe5** comes standard and is included in the list price.

**The tech panel** can also be specified separately through Service Parts.

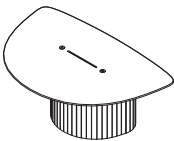
# Ocular – Coupe3



## Actual Dimensions

Width	72"
Height	29"
Depth	48"
Weight	187 lb

## Product Details



**The Ocular – Coupe3** is designed specifically for video centered meetings. The table has ample space for up to three seats.

**Top** is available in High-Pressure Laminate or wood veneer.

**Straight aperture cut-out** is standard with the table and allows for easy, flexible access from above and below the table while also helping future proof for new power and technology systems.

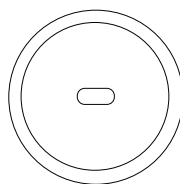
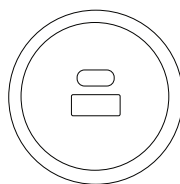
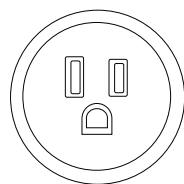
**Access door to the large hollow base** provides easy access management to any housed power or technology components. Door is 11 1/2" wide by 26" tall.

**Glides** below the base adjust from 29" to 30 1/2" to level the table on uneven floors.

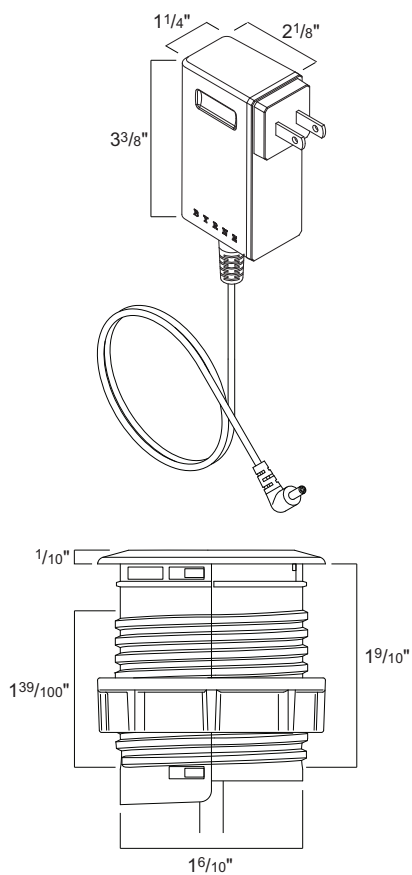


**Surface edge** is only available in plastic or wood veneer, in a 1/2" profile to an overall thickness of 1 1/8".

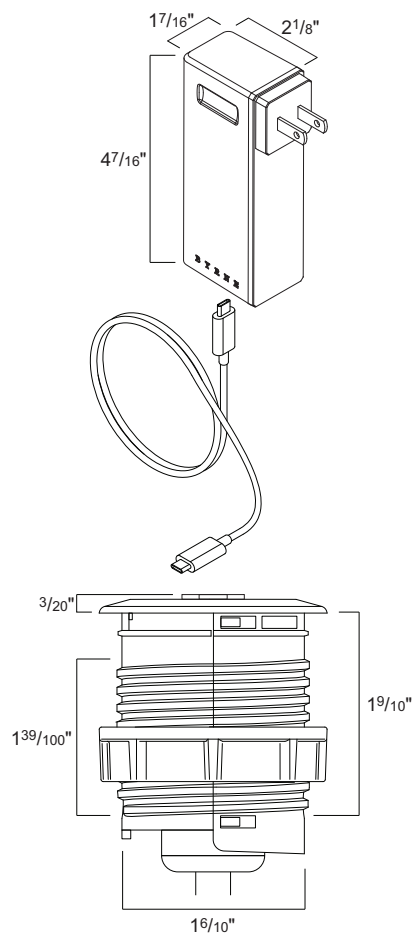




USB-A  
20W, Barrel connector, 72" cord

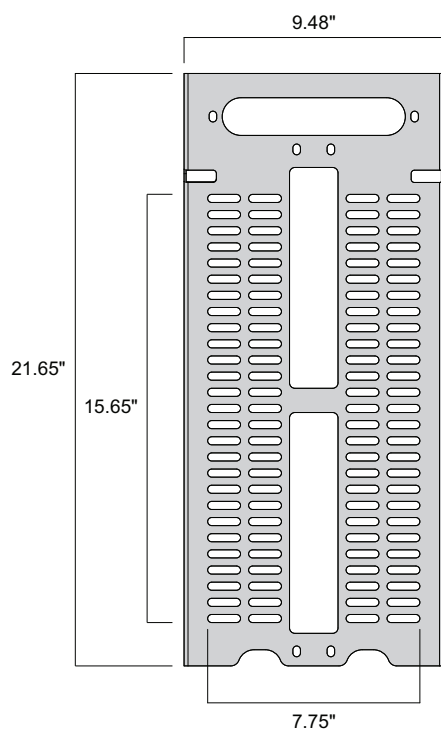
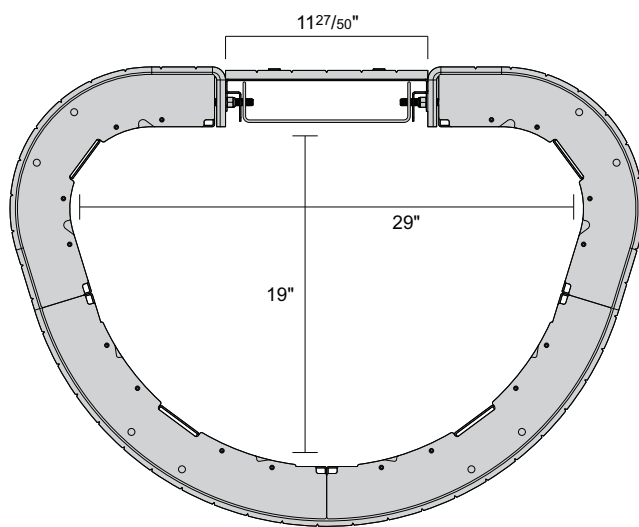


USB-C  
60W, USB-C connector, 72" cord



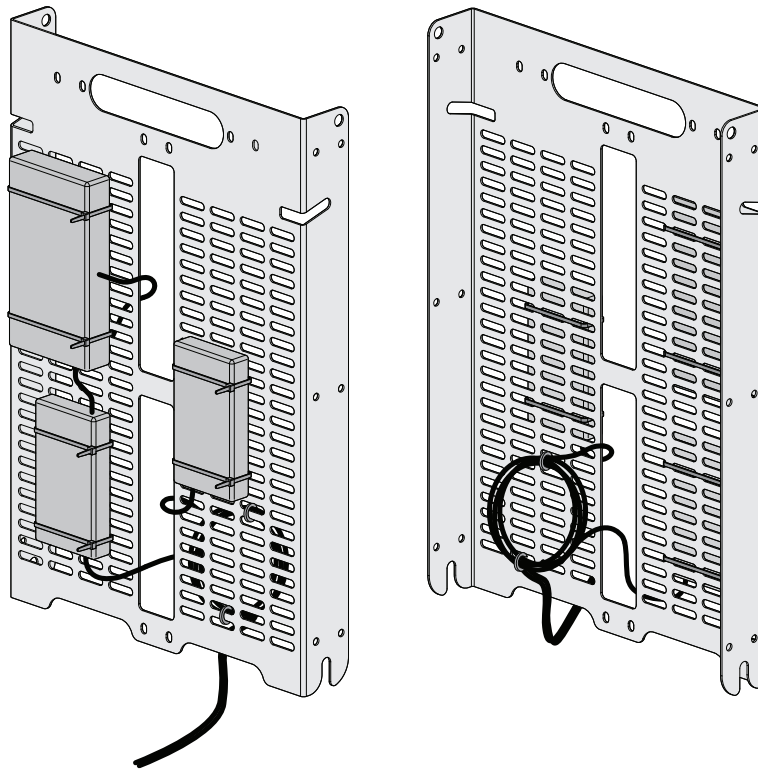
**Power** is available in two user accessible positions.

**Power** is available in 110V standard power, combination 20W USB Type A+C, or single 60W USB Type C.



**The tech panel for the Coupe3** comes standard and is included in the list price.

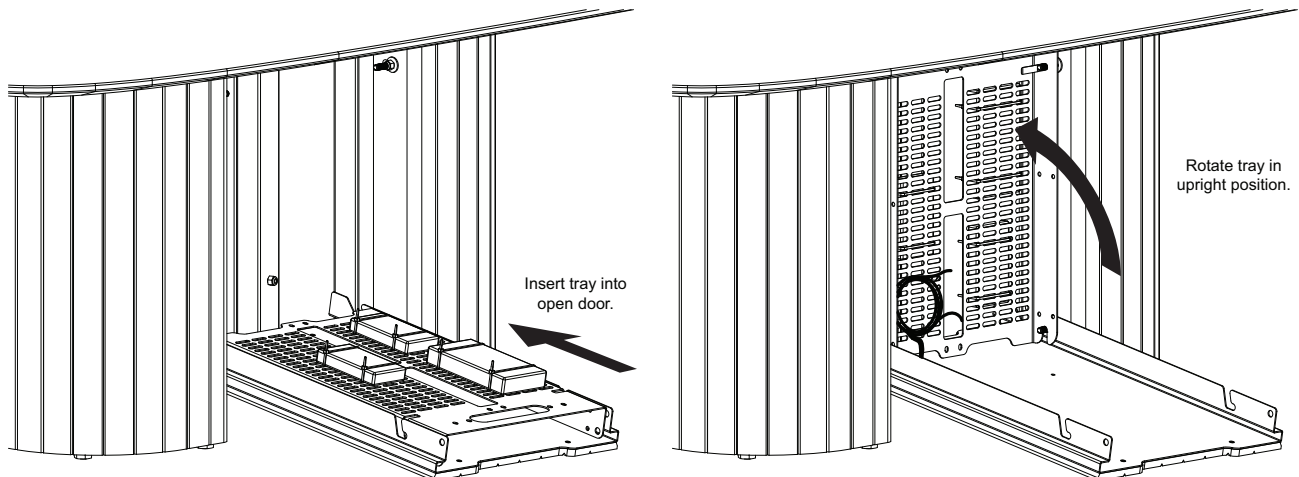
**The tech panel** can also be specified separately through Service Parts.



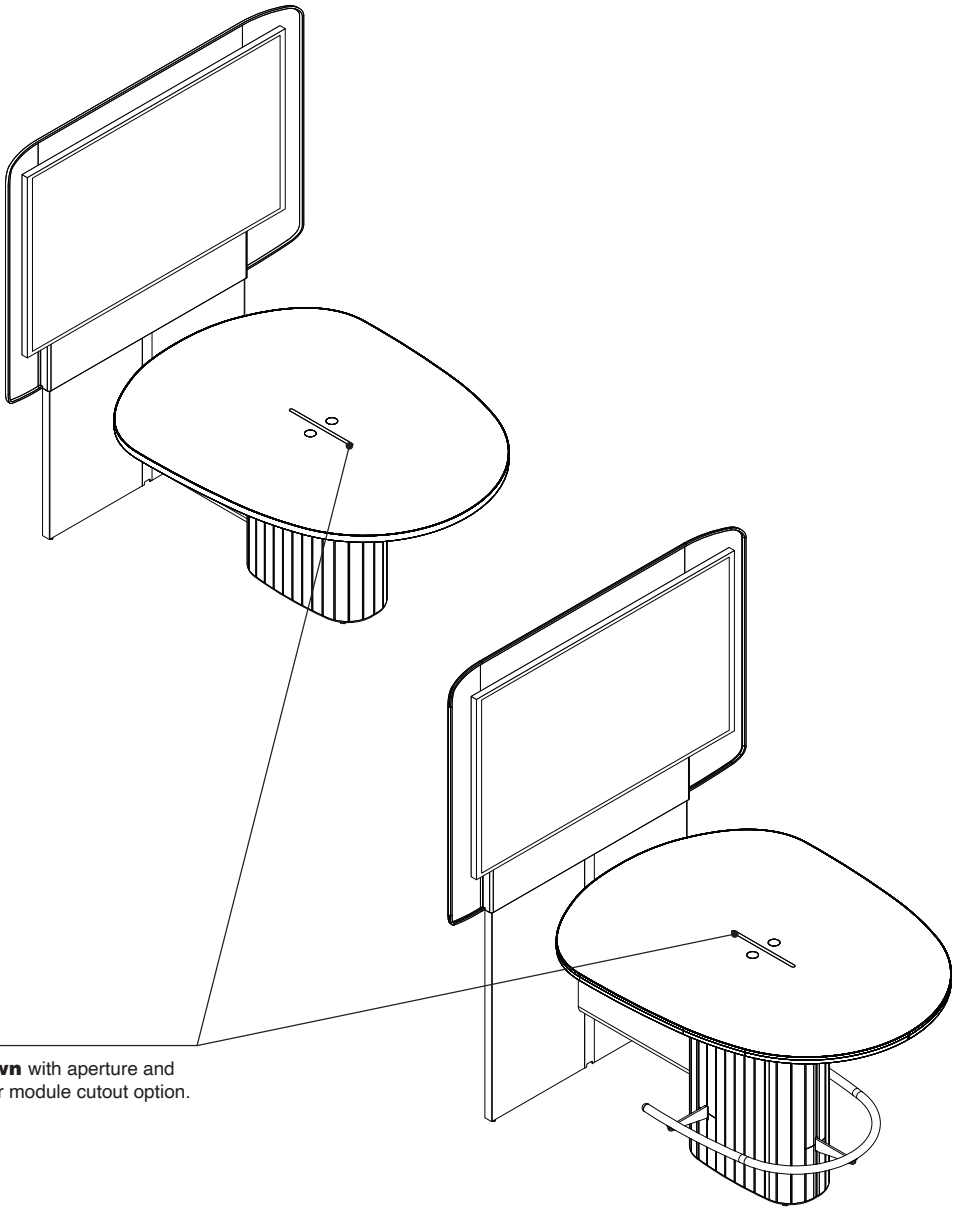
## Product Details

**The tech panel of the Coupe tables and Sightline tables** can be used for mounting and housing a variety of audio video, power, and other technology components (components not sold by Steelcase).

**The tech panel** is easily inserted into the door of the Coupe and Sightline tables for mounting cleanly within the base.




# Ocular – Coupe Towers



**Shown** with aperture and power module cutout option.

Actual Dimensions		
	Seated	Standing
Depth	61" or 67"	61" or 67"
Width	48" or 60"	48" or 60"
Surface Height	29"	40"
Shroud Height	73"	84"
No Shroud Height	63"	74"

## Product Details

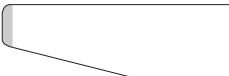


**Ocular – Coupe towers** are your all-in-one meeting solution. With an integrated shroud for privacy and curated areas for technology, this table is perfect for small meeting rooms or a quick touchdown in the open plan.

**The Ocular – Coupe towers** are offered in seated and standing height options.



3 mm Edge, Plastic or Wood Veneer

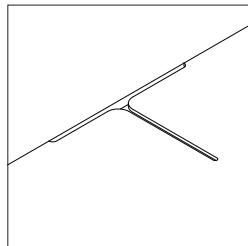
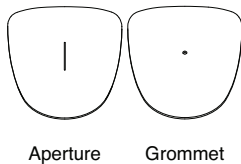


Knife Edge, Plastic

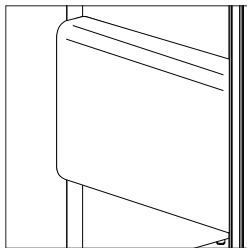
**User's edge** is offered in 3 mm square and knife edge for both High-Pressure Laminate and veneer finishes.



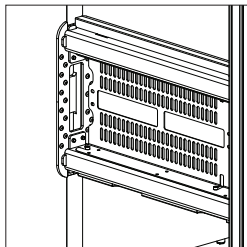
**Optional grommet for wire pass-through** can be used on both 3 mm plastic or wood edge and knife edges. The grommets are available in multiple finishes and will be centered along the depth of the table.



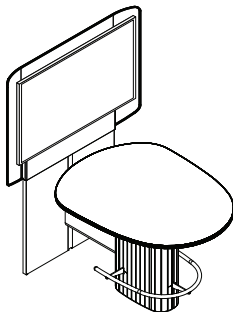
**Optional aperture design for wire pass-through** available on knife edge only.



**Channel cover** is a tool-less steel plate that covers cables routing from the wall to the monitor. The channel is easily accessible to wires for tech updates.

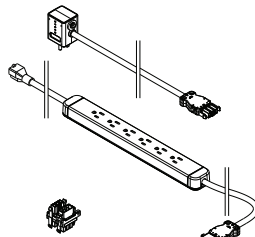


**Tech panel** houses the cables from the channel cover and routes them to the base of the table. The door does not require tools to take off, simply lift and remove to reveal the tech tray to neatly arrange your wires.



**Shroud** is made of PET and offers protection for the monitor and privacy for the users. Choose to specify with or without the shroud, depending on your application.

### Power, Wiring, and Cabling



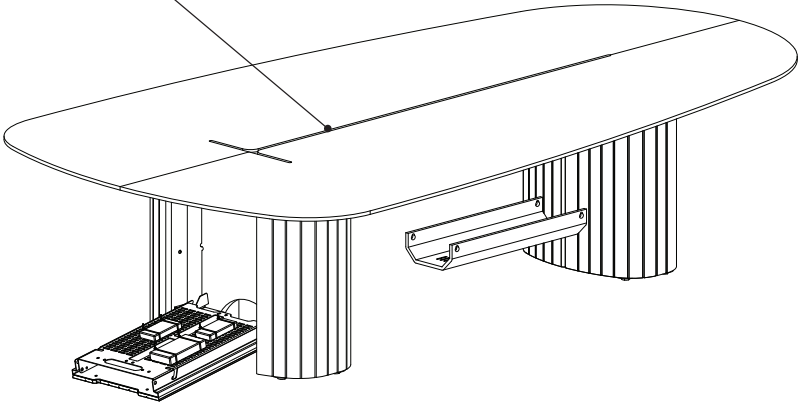
**Modular power package** includes all the components needed to power the table and works seamlessly with the power modules.



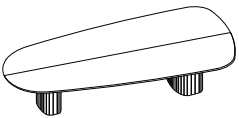
**Power modules** integrate into the surface, positioned in the center of the table for ease of accessibility. Available in 110V, USB-C 60W, and USB C+A 20W.

# Ocular – Sightline

Shown with aperture cutout option.



## Product Details



**The Ocular – Sightline tables** are thoughtfully designed for people to people connection for both in-person and remote participants. The versatile shapes work across the floor plan accommodating various sizes of meetings.



3 mm Edge, Plastic or Wood Veneer



Knife Edge, Plastic

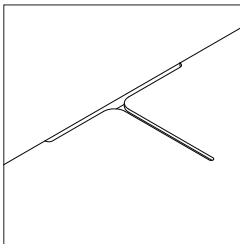
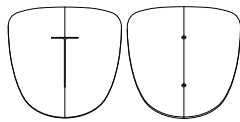
**Edge profile** is offered in 3 mm plastic, 3 mm wood, and knife. The knife edge is available in plastic and will match the specified top.



**Optional grommet for wire pass-through** can be used on both 3 mm plastic or wood edge and knife edge. The grommets are available in multiple finishes and will be centered along the depth of the table.

## Actual Dimensions

Depth	91", 120" or 156"
Width	66" or 74"
Height	29"



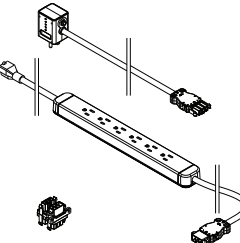
**Optional aperture design for wire pass-through** allows accessibility of power and technology from one end of the table to the other. Available on knife edge only.

**Tech door** is always located at the wider end of the table. Refer to page 19 for featured details.

**PET covers** elegantly wrap the base, available in light and dark options.

**Cable trays** neatly route tech wires to base and are wrapped in PET for a clean aesthetic.

### Power, Wiring, and Cabling



**Modular power package** includes all the components needed to power the table and works seamlessly with the power pyramids.



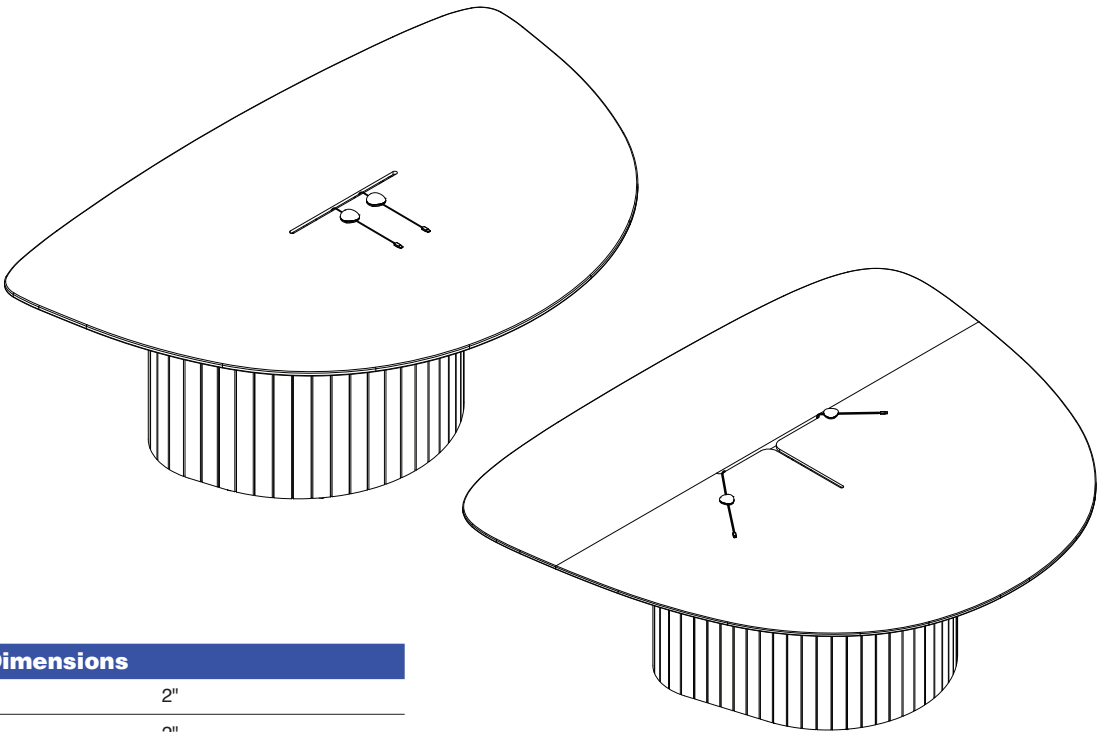
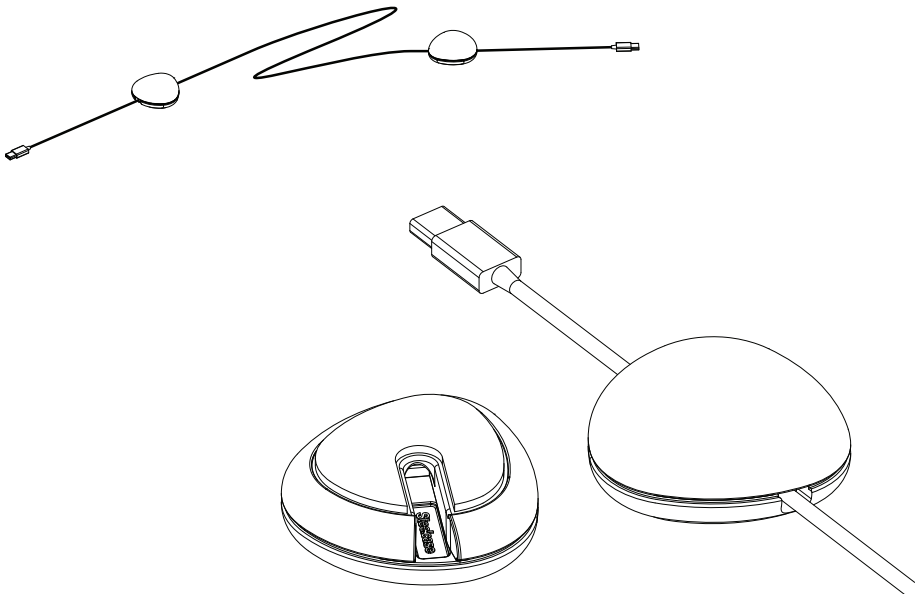
**Modular power pyramid** is available for Sightline tables only. The long cord gives users ability to pull power to them for ease of use. Available in 4 standard power or 2 power/1 USB A+C 20W.

# Ocular – Cable Pods

**Cable pods** can be used to simply and flexibly provide users with access to power or content sharing functionality at the worksurface.

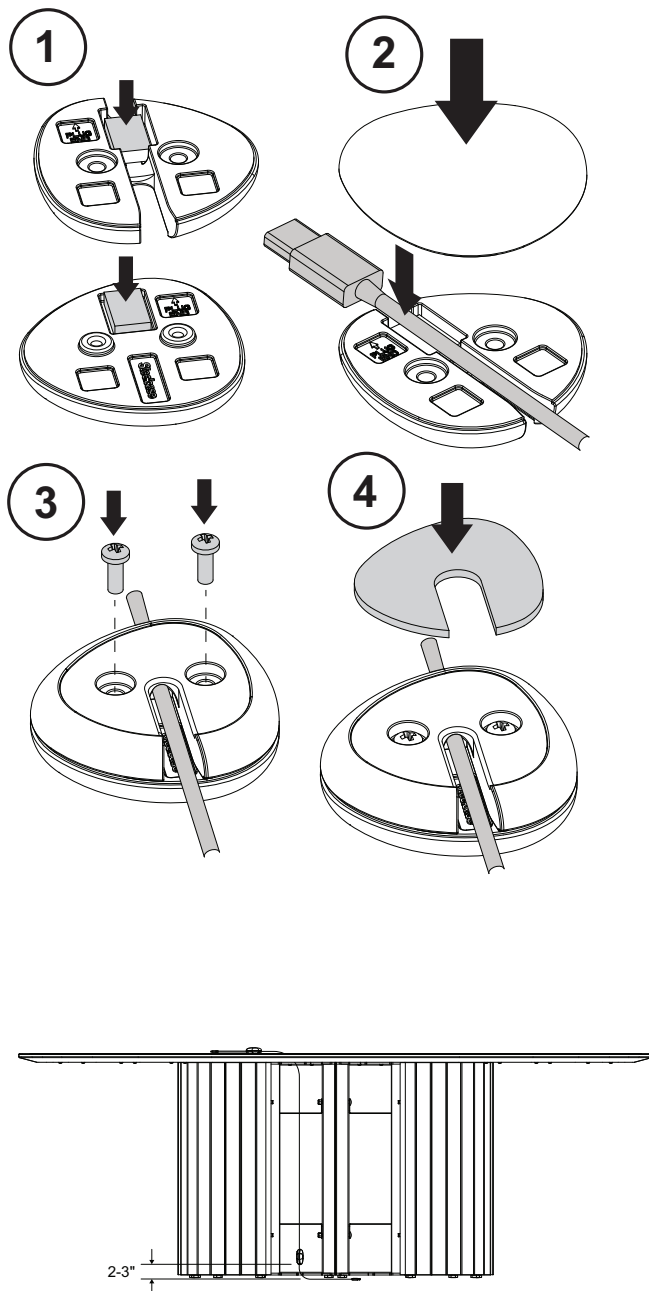
**Cable pods** are designed for use on surfaces that have an open aperture (like the Ocular Coupe tables) and are attached to cables that are sold separately. The pods can clasp around cables with diameters ranging from 3 mm to 6 mm.

**Cable pods** come in a pack of four, with each cable recommended to utilize two pods. Each cable should have one pod attached above the worksurface, and one pod attached below the worksurface to act as the counterweight.



Actual Dimensions	
Depth	2"
Width	2"
Height	3/4"
Weight	70 grams





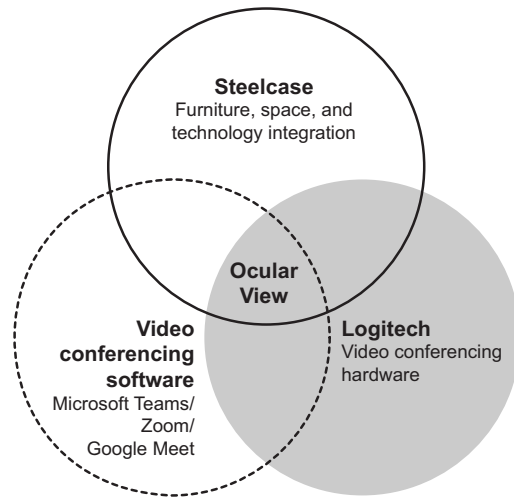
**Cable pods** are clasped together via two screws. A non-slip adhesive bottom is provided for each pod and is easily applied over the screws once the desired clasp tension is achieved.

**The cable pod** used as the counterweight (the pod below the worksurface) should be placed at least 2 inches above where the cable rests above the floor.

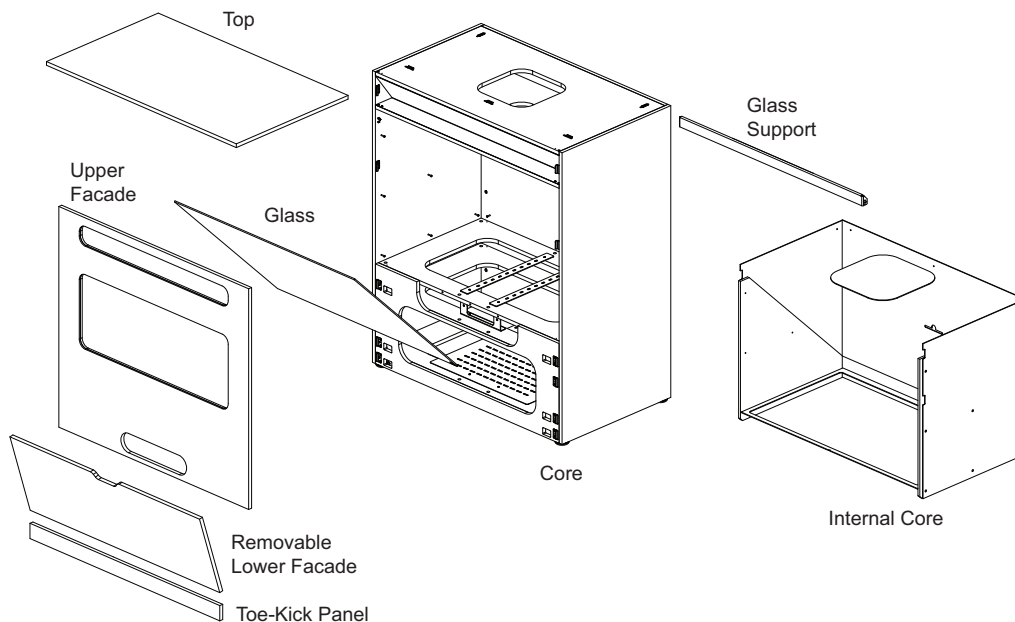
# Ocular – View

**Ocular – View** is an immersive meeting experience created and manufactured by Steelcase in partnership with Logitech. It's an exploration of braiding digital with physical to create a more natural and immersive meeting environment.

**The Ocular – View experience** uses well-known Logitech AV equipment, the leading meeting platforms (Teams, Zoom, etc.), and a Steelcase designed space, including furniture and the manufactured digital counterpart to create an unsurpassed and new-to-world meeting experience.



**The technology experience** is housed in the bottom of this manufactured box known as the "digital counterpart". This product is manufactured by Steelcase Inc. and houses the Logitech technology used to enable the Ocular – View experience. The digital counterpart must be sold with an Everwall application at launch.

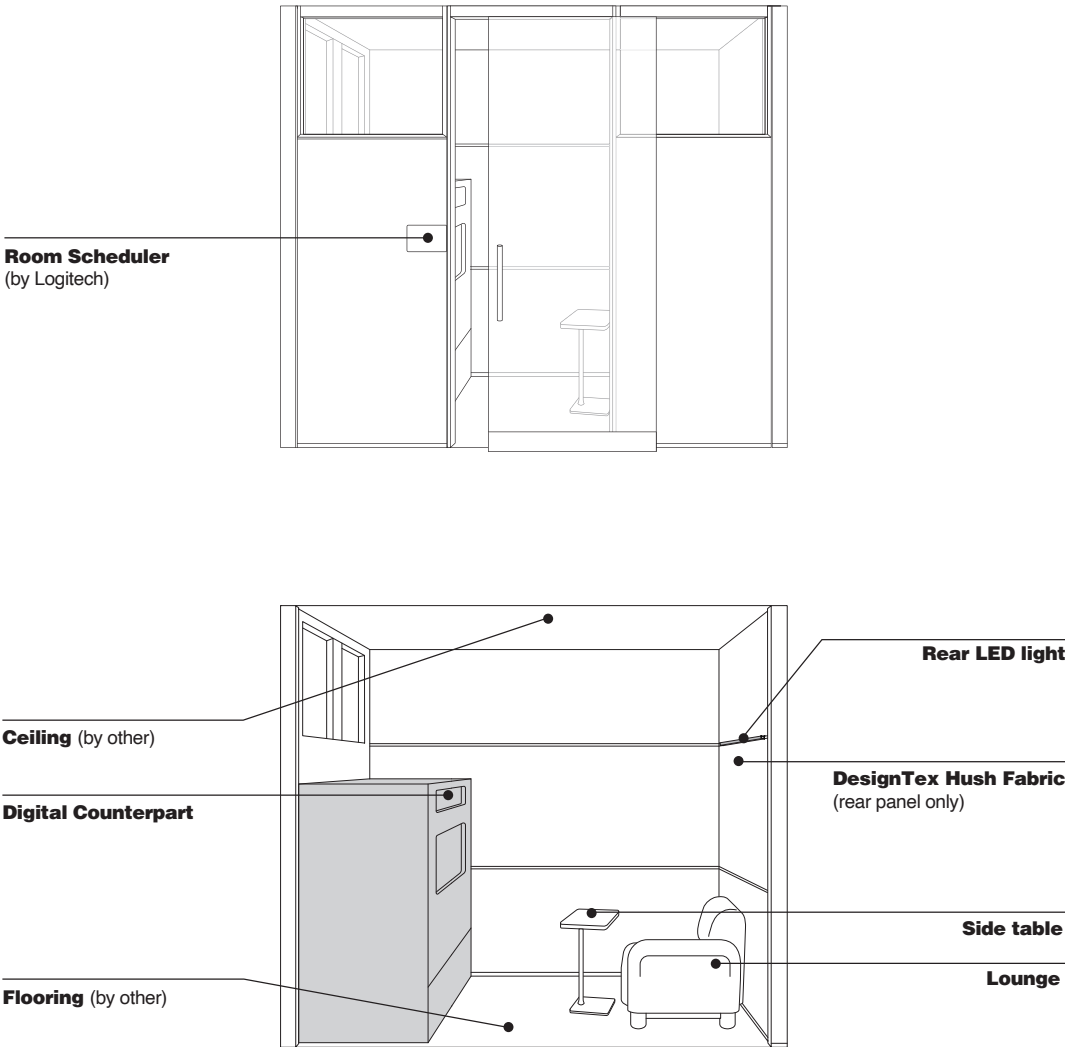


# Ocular – View – Digital Counterpart

Ocular – View –  
Digital Counterpart

**Engaging face-to-face in a hybrid world** is difficult, forcing us to find new ways to connect regularly through digital tools.

**Ocular – View** integrates digital technology within the physical work environment to form an immersive experience that simulates a more natural human connection, fostering stronger relationships.



**Ocular – View shown in fully enclosed Everwall enclave for reference. Lounge and side table sold separately.**

*Tip: Entry wall, door, and room scheduler not shown for clarity purposes.*

*Tip: Several single-user and two-user lounge options will be available from Steelcase and other partner brands for order specification by the dealer. Please see the Ocular View Seating Guide on Village for more details. Please work with the Architectural Solutions Specification team to specify the best Everwall option for your customer's needs.*

## Product Details

**Two sizes of the digital counterpart** are available:

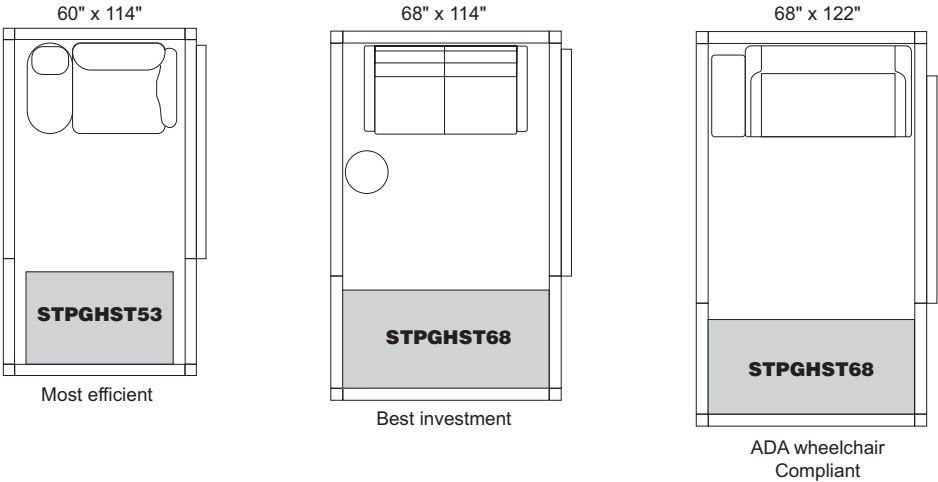
**The 53" digital counterpart** is best for Everwall spaces between 53½" and 67½" wide. The digital counterpart will slide/drop into the wall opposite the lounge. The dimensions of the 53" digital counterpart are 30½"D x 53"W x 47"H. This size is the most versatile for customer applications and Everwall footprints.

**The 68" digital counterpart** is designed for Everwall with a 68" width and creates a flush wall-to-wall experience that feels premium and integrated to the user. This size is only available on 68" Everwall units. The dimensions of the 68" digital counterpart are 30½"D x 68"W x 47"H.

*Tip: Ocular – View technology is ordered through a Dealer's AV business or AV integrator/reseller partner as a single-SKU, Logitech reference bundled kit. A technology installation guide will be provided to the customer. Please refer to the Logitech technology and installation guide for more details on technology required for purchase and installation.*

# Ocular – View – Everwall Application (Americas only)

### Three standard footprints:



### Product Details

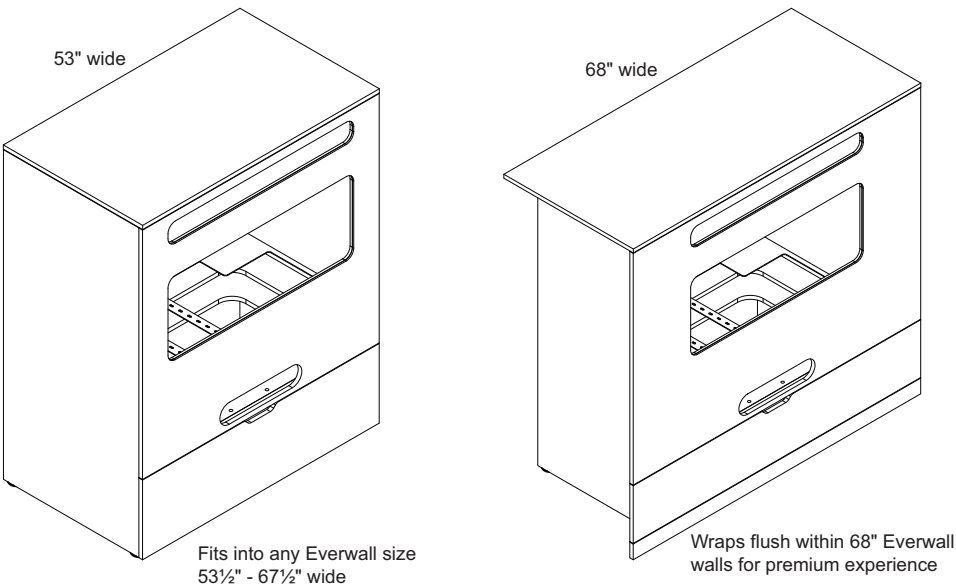
**Ocular – View Everwall** comes in three standard footprints. The minimum recommended width is 60" and maximum 68" wide. The minimum required length is 114", with an ADA option extending it to 122" in length for wheelchair compliance.

**The 68"W x 114"L and 68"W x 122"L versions** come with the 68" wall-to-wall digital counterpart and are designed to provide a more comfortable and premium user experience.

**The 60"W version** is more compact and designed to be most efficient for floor plans.

*Tip: Only on the 53" unit are the side panels specifiable with a finish option. This is due to the sides not sitting flush with the Everwall system, as they are with the 68" unit.*

### Two standard sizes of the digital counterpart:



### Product Details

**Two sizes of the digital counterpart** are available:

**The 53" digital counterpart** is best for Everwall spaces between 53½" and 67½" wide. The digital counterpart will slide/drop into the wall opposite the lounge.

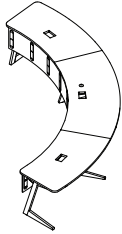
**The 68" digital counterpart** comes standard on Everwall units with a 68" width and creates a flush wall-to-wall experience that feels premium and integrated to the user.

*Tip: Ocular – View in Everwall will be specified through the Architectural Solutions Specification team. The experience requires various physical rules in materiality, sizing, distances, and design specifications to work properly for the user. Please reach out to them using their intake form: [https://steelcase.co1.qualtrics.com/jfe/form/SV\\_0PWXC4kFdVxJ229](https://steelcase.co1.qualtrics.com/jfe/form/SV_0PWXC4kFdVxJ229)*

Actual Dimensions		
	Digital Counterpart 53" STPGHST53	Digital Counterpart 68" STPGHST68
Depth	30½"	30½"
Height	47"	47"
Width	53"	68"



# Ocular – Arc7



► Need help?  
Product details,  
page 8

## Standard Includes

- Top: High-Pressure Laminate price group 1 with 3 mm plastic edge, curved shape, three sections
- Legs: paint price group 1
- Modesty screen: PET, three sections with matching mounting brackets

## Required to Specify

- 1 Style number
  - 2 Surface type (see below under Required Selections)
  - 3 Surface power (see below under Required Selections)
  - 4 Laminate color number for top
  - 5 Plastic color number for 3 mm plastic edge
  - 6 Paint color number for legs
  - 7 PET color number for modesty screen
  - 8 Options, if selected (see below)
- See *Surface Materials*, page 48.

Tip: Power is only available on a surface with cutout.

	Required Selections	U.S. Price	Required to Specify
<b>Surface Type</b>	• With cutout	No cost	Specify <i>with cutout</i> .
	• No cutout	No cost	Specify <i>with no cutout</i> .

<b>Surface Power</b>	• No power	No cost	Specify <i>with no power</i> .
	• With power	+\$ 850	Specify <i>with power</i> .

	Options	U.S. Price	Required to Specify
--	---------	------------	---------------------

<b>Surface Materials</b>	<b>High-Pressure Laminate top</b>		
	• High-Pressure Laminate price group 1	No cost	Specify laminate color number.
	• High-Pressure Laminate price group 2	+\$ 80	Specify laminate color number.
	• High Pressure Laminate price group 3	+\$ 350	Specify laminate color number.
	• Open Line laminate	+\$ 102	Specify laminate color number.

### Composite veneer top

• Composite veneer group 1	+\$1350	Specify composite veneer color number.
• Composite veneer group 2	+\$1600	Specify composite veneer color number.

### Wood top

• Customiz stain	No cost	Specify <i>with Customiz stain</i> .
• Veneer group 1	+\$1350	Specify veneer color number.
• Veneer group 2	+\$1600	Specify veneer color number.
• Veneer group 3	+\$2200	Specify veneer color number.
• Full-fill finish on veneer group 1	+\$1500	Specify full-fill finish number.

### Leg finish

• Paint price group 1	No cost	Specify paint color number.
• Paint price group 2	+\$ 300	Specify paint color number.
• Paint price group 3	+\$ 420	Specify paint color number.

### Screen finish

• PC16 Empire	No cost	Specify PC16 Empire.
• PC17 Flatiron	No cost	Specify PC17 Flatiron.

<b>Surface Power</b>	<b>Power type</b>		
	• Hardwired	No cost	Specify <i>with hardwired</i> .
	• Modular	+\$ 175	Specify <i>with modular</i> .

### Power finish

• 0835 Black	No cost	Specify 0835 Black.
• 4799 Platinum Metallic	No cost	Specify 4799 Platinum Metallic.
• 7243 Seagull	No cost	Specify 7243 Seagull.
• 7360 Merle	No cost	Specify 7360 Merle.

### Infeed cord length (modular)

• 72"	No cost	Specify <i>with 72"</i> .
• 120"	+\$ 80	Specify <i>with 120"</i> .

### Power plug type (modular)

• Standard NEMA	No cost	Specify <i>with standard NEMA</i> .
• 90° NEMA	No cost	Specify <i>with 90° NEMA</i> .

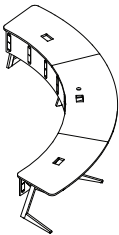
Tip: The bracket paint color will default to match the selected screen color. PC16 Empire will ship with 4799 Platinum Metallic painted brackets. PC17 Flatiron will ship with 7360 Merle painted brackets.



## For Canadian Pricing

Multiply U.S. Price by the Canadian price factor.

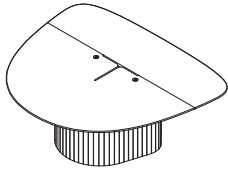
► See page 1 for details.



Specification Information	
• Style Number	• U.S. Base Price
Ocular Table – Arc7	
STPOCU1	\$12,256

  
**For Canadian Pricing**  
Multiply U.S. Price by the  
Canadian price factor.  
▶ See page 1 for details.

# Ocular – Coupe5



*Tip: Contrasting color schemes must be either laminate to laminate, or veneer to veneer. Laminate to veneer contrasting is not supported due to mismatch in surface material thickness.*

*Tip: The T-shaped aperture has a 1/2" width that can support data, HDMI, USB Type A/C, lighting, and many other cable types.*

Standard Includes	Required to Specify
<ul style="list-style-type: none"> <li>▶ Need help? Product details, page 12</li> <li>• Top: High-Pressure Laminate price group 1 with 3 mm slice edge</li> <li>• Base: PET wrapped steel column base</li> <li>• Tech panel</li> </ul>	<ol style="list-style-type: none"> <li>1 Style number</li> <li>2 Color scheme (see below under Required Selections)</li> <li>3 Surface power (see below under Required Selections)</li> <li>4 Laminate color for top</li> <li>5 Plastic color number for 3 mm plastic edge</li> <li>6 PET color for base wrap</li> <li>7 Options, if selected (see below)</li> </ol> <p>▶ See <i>Surface Materials</i>, page 48.</p>

	Required Selections	U.S. Price	Required to Specify
<b>Color Scheme</b>	<ul style="list-style-type: none"> <li>• Contrasting</li> <li>• Non-contrasting</li> </ul>	<p>No cost</p> <p>No cost</p>	<p>Specify <i>with contrasting</i>.</p> <p>Specify <i>with non-contrasting</i>.</p>
<b>Surface Power</b>	<ul style="list-style-type: none"> <li>• No power</li> <li>• With power</li> </ul>	<p>No cost</p> <p>+\$ 120</p>	<p>Specify <i>with no power</i>.</p> <p>Specify <i>with power</i>.</p>

	Options	U.S. Price	Required to Specify
<b>Surface Materials</b>	<b>High-Pressure Laminate Top (Non-Contrasting)</b>		
	• High-Pressure Laminate price group 1	No cost	Specify laminate color number.
	• High-Pressure Laminate price group 2	+\$ 80	Specify laminate color number.
	• High Pressure Laminate price group 3	+\$ 160	Specify laminate color number.
	• Open Line laminate	+\$ 102	Specify laminate color number.
	<b>Composite veneer top</b>		
	• Composite veneer group 1	+\$1700	Specify composite veneer color number.
	• Composite veneer group 2	+\$1802	Specify composite veneer color number.
	<b>Wood Top (Non-Contrasting)</b>		
	<ul style="list-style-type: none"> <li>• Customiz stain</li> <li>• Veneer group 1</li> <li>• Veneer group 3</li> <li>• Full-fill finish on veneer group 1</li> </ul>	<p>No cost</p> <p>+\$1700</p> <p>+\$2220</p> <p>+\$1830</p>	<p>Specify <i>with Customiz stain</i>.</p> <p>Specify veneer color number.</p> <p>Specify veneer color number.</p> <p>Specify full-fill finish number.</p>
	<b>High-Pressure Laminate Top (Contrasting), Side A</b>		
	• High-Pressure Laminate price group 1	No cost	Specify laminate color number.
	• High-Pressure Laminate price group 2	+\$ 53	Specify laminate color number.
	• High Pressure Laminate price group 3	+\$ 105	Specify laminate color number.
	• Open Line laminate	+\$ 102	Specify laminate color number.
	<b>High-Pressure Laminate Top (Contrasting), Side B</b>		
	• High-Pressure Laminate price group 1	No cost	Specify laminate color number.
	• High-Pressure Laminate price group 2	+\$ 27	Specify laminate color number.
	• High Pressure Laminate price group 3	+\$ 55	Specify laminate color number.
	• Open Line laminate	+\$ 102	Specify laminate color number.

▶ Options, continued on next page



**For Canadian Pricing**  
Multiply U.S. Price by the Canadian price factor.  
▶ See page 1 for details.



## ► Options, continued from previous page

	Options	U.S. Price	Required to Specify
<b>Surface Materials, continued</b>	<b>Composite Veneer Top (Contrasting), Side A</b>		
	• Composite veneer group 1	+\$1120	Specify composite veneer color number.
	• Composite veneer group 2	+\$1187	Specify composite veneer color number.
	<b>Composite Veneer Top (Non-Contrasting), Side B</b>		
	• Composite veneer group 1	+\$ 580	Specify composite veneer color number.
	• Composite veneer group 2	+\$ 615	Specify composite veneer color number.
	<b>Wood Top (Contrasting), Side A</b>		
	• Customiz stain	No cost	Specify with <i>Customiz stain</i> .
	• Veneer group 1	+\$1120	Specify veneer color number.
	• Veneer group 3	+\$1455	Specify veneer color number.
	• Full-fill finish on veneer group 1	+\$1205	Specify full-fill finish number.
	<b>Wood Top (Non-Contrasting), Side B</b>		
	• Customiz stain	No cost	Specify with <i>Customiz stain</i> .
	• Veneer group 1	+\$ 580	Specify veneer color number.
	• Veneer group 3	+\$ 765	Specify veneer color number.
	• Full-fill finish on veneer group 1	+\$ 625	Specify full-fill finish number.
<b>Surface Power</b>	<b>Base</b>		
	• P630 Medium Heather Grey	No cost	Specify P630 Medium Heather Grey.
	• P631 Dark Heather Grey	No cost	Specify P631 Dark Heather Grey.
	<b>Device Configuration – Left</b>		
	• 110V AC	No cost	Specify with <i>110V AC</i> .
	• 60W USB-C	+\$ 270	Specify with <i>60W USB-C</i> .
	• 20W USB A+C	+\$ 135	Specify with <i>20W USB A+C</i> .
	<b>Device Configuration – Right</b>		
	• 110V AC	No cost	Specify with <i>110V AC</i> .
	• 60W USB-C	+\$ 270	Specify with <i>60W USB-C</i> .
	• 20W USB A+C	+\$ 135	Specify with <i>20W USB A+C</i> .
	<b>Power Finish</b>		
	• 6009 Arctic White	No cost	Specify 6009 Arctic White.
	• 6000 Black	No cost	Specify 6000 Black.
	• 6527 Merle	No cost	Specify 6527 Merle.
	• 6052 Milk	No cost	Specify 6052 Milk.
	• 6249 Platinum	No cost	Specify 6249 Platinum.

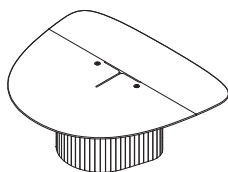
Tip: Power devices come with 72" cord and NEMA 5-15 3-Prong OCP plug types only.

## Specification Information

Style Number	U.S. Base Price

## Ocular Table – Coupe5

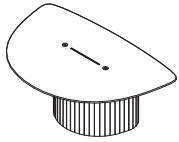
STPOCUGMD5 \$6600

**For Canadian Pricing**

Multiply U.S. Price by the Canadian price factor.

► See page 1 for details.

# Ocular – Coupe3



*Tip: The straight aperture has a 1/2" width that can support data, HDMI, USB Type A/C, lighting, and many other cable types.*

*Tip: Power devices come with 72" cord and NEMA 5-15 3-Prong OCP plug types only.*

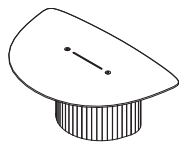
Standard Includes	Required to Specify
<ul style="list-style-type: none"> <li>▶ Need help? Product details, page 16</li> <li>• Top: High-Pressure Laminate price group 1 with 3 mm slice edge</li> <li>• Base: PET wrapped steel column base</li> <li>• Tech panel</li> </ul>	<ol style="list-style-type: none"> <li>1 Style number</li> <li>2 Surface power (see below under Required Selections)</li> <li>3 Laminate color for top</li> <li>4 Plastic color number for 3 mm plastic edge</li> <li>5 PET color for base wrap</li> <li>6 Options, if selected (see below)</li> </ol> <p>▶ See <i>Surface Materials</i>, page 48.</p>

Required Selections	U.S. Price	Required to Specify
<b>Surface Power</b> <ul style="list-style-type: none"> <li>• No power</li> <li>• With power</li> </ul>	No cost +\$ 120	Specify <i>with no power</i> . Specify <i>with power</i> .

Options	U.S. Price	Required to Specify
<b>Surface Materials</b>		
<b>High-Pressure Laminate Top</b> <ul style="list-style-type: none"> <li>• High-Pressure Laminate price group 1</li> <li>• High-Pressure Laminate price group 2</li> <li>• High Pressure Laminate price group 3</li> <li>• Open Line laminate</li> </ul>	No cost +\$ 46 +\$ 93 +\$ 102	Specify laminate color number. Specify laminate color number. Specify laminate color number. Specify laminate color number.
<b>Composite veneer top</b> <ul style="list-style-type: none"> <li>• Composite veneer group 1</li> <li>• Composite veneer group 2</li> </ul>	+\$1200 +\$1272	Specify composite veneer color number. Specify composite veneer color number.
<b>Wood Top</b> <ul style="list-style-type: none"> <li>• Customiz stain</li> <li>• Veneer group 1</li> <li>• Veneer group 3</li> <li>• Full-fill finish on veneer group 1</li> </ul>	No cost +\$1200 +\$1470 +\$1270	Specify <i>with Customiz stain</i> . Specify veneer color number. Specify veneer color number. Specify full-fill finish number.
<b>Base</b> <ul style="list-style-type: none"> <li>• P630 Medium Heather Grey</li> <li>• P631 Dark Heather Grey</li> </ul>	No cost No cost	Specify P630 Medium Heather Grey. Specify P631 Dark Heather Grey.
<b>Surface Power</b>		
<b>Device Configuration—Left</b> <ul style="list-style-type: none"> <li>• 110V AC</li> <li>• 60W USB-C</li> <li>• 20W USB A+C</li> </ul>	No cost +\$ 270 +\$ 135	Specify <i>with 110V AC</i> . Specify <i>with 60W USB-C</i> . Specify <i>with 20W USB A+C</i> .
<b>Device Configuration—Right</b> <ul style="list-style-type: none"> <li>• 110V AC</li> <li>• 60W USB-C</li> <li>• 20W USB A+C</li> </ul>	No cost +\$ 270 +\$ 135	Specify <i>with 110V AC</i> . Specify <i>with 60W USB-C</i> . Specify <i>with 20W USB A+C</i> .
<b>Power Finish</b> <ul style="list-style-type: none"> <li>• 6009 Arctic White</li> <li>• 6000 Black</li> <li>• 6527 Merle</li> <li>• 6052 Milk</li> <li>• 6249 Platinum</li> </ul>	No cost No cost No cost No cost No cost	Specify 6009 Arctic White. Specify 6000 Black. Specify 6527 Merle. Specify 6052 Milk. Specify 6249 Platinum.




**For Canadian Pricing**  
 Multiply U.S. Price by the Canadian price factor.  
 ▶ See page 1 for details.



Specification Information	
• Style • Number	• U.S. • Base • Price
Ocular Table – Coupe3	
STPOCUGMD3	\$4650

  
**For Canadian Pricing**  
Multiply U.S. Price by the  
Canadian price factor.  
▶ See page 1 for details.

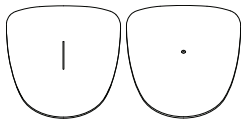
# Ocular – Coupe Tower



Tip: Monitor mount has multiple adjustable positions accommodating optimum viewing.

Tip: Maximum weight for monitor mount is to 80 pounds.

Tip: Towers accommodate 55"–65" monitors, must use provided monitor mounts.



Aperture Grommet

Tip: Grommets are available on both 3 mm plastic or wood edge and knife edge. Aperture only available on knife edge.

Tip: Shroud is not retrofittable in field.

Tip: To be able to add power modules, you must specify with one of the power module cutout options.

Standard Includes	Required to Specify
<p>► Need help? Product details, page 20</p> <ul style="list-style-type: none"> <li>Top: High-Pressure Laminate price group 1 with 3 mm plastic edge</li> <li>Base: PET wrapped plywood column base</li> <li>Back panel: High-Pressure Laminate price group 1 with 3 mm plastic edge</li> <li>Tech panel with covers: paint</li> <li>Footring, if standing height is selected: 7360 Merle</li> </ul>	<ol style="list-style-type: none"> <li>Style number</li> <li>Width (see below under Required Selections)</li> <li>Depth (see below under Required Selections)</li> <li>Top finish</li> <li>Plastic color number for 3 mm plastic edge, if selected</li> <li>PET color for base wrap</li> <li>Laminate color for panel</li> <li>Paint color for tech covers</li> <li>Options, if selected (see below)</li> </ol> <p>► See <i>Surface Materials</i>, page 48.</p>

Required Selections	U.S. Price	Required to Specify
<b>Width</b> <ul style="list-style-type: none"> <li>48"W</li> <li>60"W</li> </ul>	Prices at right Prices at right	Specify width. Specify width.
<b>Depth</b> <ul style="list-style-type: none"> <li>61"D</li> <li>67"D</li> </ul>	Prices at right Prices at right	Specify depth. Specify depth.

Options	U.S. Price	Required to Specify
<b>Surface Materials</b> <p><b>High-Pressure Laminate top</b></p> <ul style="list-style-type: none"> <li>High-Pressure Laminate price group 1</li> <li>High-Pressure Laminate price group 2</li> <li>High Pressure Laminate price group 3</li> <li>Open Line Laminate (OLL)</li> </ul> <p><b>Composite veneer top</b></p> <ul style="list-style-type: none"> <li>Composite veneer group 1</li> <li>Composite veneer group 2</li> </ul> <p><b>Wood top</b></p> <ul style="list-style-type: none"> <li>Customiz stain</li> <li>Veneer group 1</li> <li>Veneer group 2</li> <li>Veneer group 3</li> <li>Full-fill finish on veneer group 1</li> </ul> <p><b>Base and shroud</b></p> <ul style="list-style-type: none"> <li>P631 Dark Heather Grey</li> <li>P636 Light Heather Grey</li> </ul> <p><b>Panel</b></p> <ul style="list-style-type: none"> <li>2730 Arctic White</li> <li>2883 Seagull</li> <li>2HMG Merle</li> </ul> <p><b>Cable cover</b></p> <ul style="list-style-type: none"> <li>7241 Arctic White</li> <li>7243 Seagull</li> <li>7360 Merle</li> </ul>	No cost +\$ 157 +\$ 188 +\$ 102 plus cost of laminate +\$1150 +\$1184 No cost +\$1150 +\$1184 +\$1362 +\$ 125 No cost No cost No cost No cost No cost No cost No cost	Specify laminate color number. Specify laminate color number. Specify laminate color number. Specify laminate color number. Specify composite veneer color number. Specify composite veneer color number. Specify with <i>Customiz stain</i> . Specify veneer color number. Specify veneer color number. Specify veneer color number. Specify full-fill finish number. Specify P631 Dark Heather Grey. Specify P636 Light Heather Grey. Specify 2730 Arctic White. Specify 2883 Seagull. Specify 2HMG Merle. Specify 7241 Arctic White. Specify 7243 Seagull. Specify 7360 Merle. Specify with 3 mm plastic edge. Specify with 3 mm wood edge. Specify with knife edge.
<b>Edge Profile</b> <ul style="list-style-type: none"> <li>3 mm plastic edge</li> <li>3 mm wood edge</li> <li>Knife edge</li> </ul>	No cost No cost +\$ 703	Specify with 3 mm plastic edge. Specify with 3 mm wood edge. Specify with knife edge.
<b>Monitor Shroud</b> <ul style="list-style-type: none"> <li>No shroud</li> <li>Monitor shroud</li> </ul>	No cost +\$ 289	Specify with no monitor shroud. Specify with monitor shroud.

► Options, continued on next page

## ► Options, continued from previous page

	Options	U.S. Price	Required to Specify
<b>Cutouts</b>	• No cutout	No cost	Specify <i>with no cutout</i> .
	• Power module	No cost	Specify <i>with power module</i> .
	• Grommet	+\$90	Specify <i>with grommet</i> and color number for grommet.
	• Grommet and power module cutout	+\$90	Specify <i>with grommet and power module cutout</i> and color number for grommet.
	• Aperture	+\$90	Specify <i>with aperture</i> .
	• Aperture and power module cutout	+\$90	Specify <i>with aperture and power module cutout</i> .
<b>Related Products</b>	• Utility power package		► Page 42
	• Cord management clips		► Page 43
	• Power module		► Page 38

## Specification Information


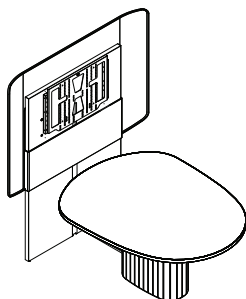
Style Number	Dimensions			U.S. Base Price
	D	W	H	

## Ocular – Coupe Tower Seated

STPOCUTWRSE	61"	48"	29"	\$6039
	67"	60"	29"	\$6820
:	:	:	:	:

## Ocular – Coupe Tower Standing

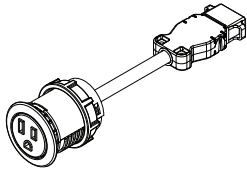
STPOCUTWRST	61"	48"	40"	\$6812
	67"	60"	40"	\$7679
:	:	:	:	:

**For Canadian Pricing**

Multiply U.S. Price by the Canadian price factor.

► See page 1 for details.

# Power Module



► Need help?  
Product details,  
page 10

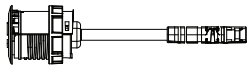
## Standard Includes

- Power module: plastic
- Cord: 72" length

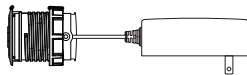
## Required to Specify

- 1 Style number
- 2 Device configuration left (see below under Required Selections)
- 3 Device configuration right (see below under Required Selections)

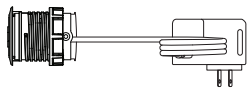
Tip: Power cutouts included when power is specified.



110V 1 Power



20W USB A+C



60W USB-C

Tip: Power utility package (**STPOCUPWRUT**) is required when optioning surface power.

	Required Selections	U.S. Price	Required to Specify
<b>Device Configuration Left</b>	<ul style="list-style-type: none"> <li>• 110V 1 Power</li> <li>• 20W USB A+C</li> <li>• 60W USB-C</li> </ul>	No cost +\$135 +\$270	Specify with 100V 1 power. Specify with 20W USB A+C. Specify with 60W USB-C.
<b>Device Configuration Right</b>	<ul style="list-style-type: none"> <li>• 110V 1 Power</li> <li>• 20W USB A+C</li> <li>• 60W USB-C</li> </ul>	No cost +\$135 +\$270	Specify with 100V 1 power. Specify with 20W USB A+C. Specify with 60W USB-C.

	Options	U.S. Price	Required to Specify
<b>Surface Materials</b>	<b>Plastic</b> <ul style="list-style-type: none"> <li>• 6000 Black</li> <li>• 6009 Arctic White</li> <li>• 6052 Milk</li> <li>• 6249 Platinum Solid</li> <li>• 6527 Merle</li> </ul>	No cost No cost No cost No cost No cost	Specify 6000 Black. Specify 6009 Arctic White. Specify 6052 Milk. Specify 6249 Platinum Solid. Specify 6527 Merle.
<b>Related Products</b>	<ul style="list-style-type: none"> <li>• Utility power package</li> <li>• Cord management clips</li> <li>• Ocular – Coupe tower</li> </ul>		► Page 42 ► Page 43 ► Page 36

## Specification Information

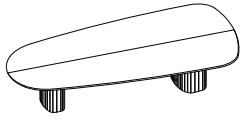
Style Number	U.S. Base Price
STPOCUPWRSNP	\$120



**For Canadian Pricing**  
Multiply U.S. Price by the Canadian price factor.  
► See page 1 for details.



# Ocular – Sightline



► Need help?  
Product details,  
page 22

## Standard Includes

- Top: High-Pressure Laminate price group 1 with 3 mm plastic edge
- Base: PET wrapped plywood column base
- Tech panel
- Cable covers

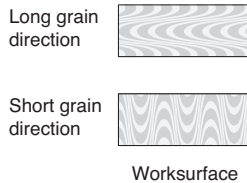
## Required to Specify

- 1 Style number
  - 2 Top finish
  - 3 Depth (see below under Required Selections)
  - 4 Width (see below under Required Selections)
  - 5 Edge profile (see below under Required Selections)
  - 6 Plastic color number for 3 mm plastic edge, if selected
  - 7 PET color for base wrap
  - 8 Options, if selected (see below)
- See *Surface Materials*, page 48.

*Tip: If power is desired, pair this table with the utility power package—**STPOCUPWRUT**. See *Related Products*.*

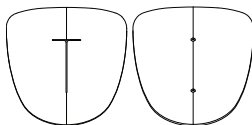
*Tip: Grommets are available on both 3 mm plastic edge and knife edge. Aperture only available on knife edge.*

*Tip: Wood edge finish will match top finish.*



*Tip: Surfaces standard offering is long grain direction. Tops greater than 120"D will have short grain direction.*

*Tip: Laminate finish 2UH4 is not available on the 156"D X 74"W configuration.*



Aperture Grommet

*Tip: To be able to add pyramid power, you must specify with either grommet or aperture cutout.*



**For Canadian Pricing**  
Multiply U.S. Price by the Canadian price factor.  
► See page 1 for details.

	Required Selections	U.S. Price	Required to Specify
<b>Depth</b>	<ul style="list-style-type: none"> <li>• 91"D</li> <li>• 120"D</li> <li>• 156"D</li> </ul>	Prices at right Prices at right Prices at right	Specify depth. Specify depth. Specify depth.
<b>Width</b>	<ul style="list-style-type: none"> <li>• 66"W</li> <li>• 74"W</li> </ul>	Prices at right Prices at right	Specify width. Specify width.
<b>Edge Profile</b>	<ul style="list-style-type: none"> <li>• 3 mm plastic edge</li> <li>• 3 mm wood edge</li> <li>• Knife edge               <ul style="list-style-type: none"> <li>– 91"D</li> <li>– 102"D</li> <li>– 156"D</li> </ul> </li> </ul>	No cost No cost +\$750 +\$937 +\$937	Specify with 3 mm plastic edge. Specify with 3 mm wood edge. Specify with knife edge. Specify with knife edge. Specify with knife edge.
<b>Surface Materials</b>	<b>High-Pressure Laminate Top</b> <ul style="list-style-type: none"> <li>• High-Pressure Laminate price group 1</li> <li>• High-Pressure Laminate price group 2</li> <li>• High-Pressure Laminate price group 3</li> <li>• Open Line laminate (OLL)</li> </ul> <b>Composite veneer top</b> <ul style="list-style-type: none"> <li>• Composite veneer group 1</li> <li>• Composite veneer group 2</li> </ul> <b>Wood Top</b> <ul style="list-style-type: none"> <li>• Customiz stain</li> <li>• Veneer group 1</li> <li>• Veneer group 2</li> <li>• Veneer group 3</li> <li>• Full-fill finish on veneer group 1</li> </ul> <b>Base</b> <ul style="list-style-type: none"> <li>• P636 Light Heather Grey</li> <li>• P631 Dark Heather Grey</li> </ul>	No cost Prices at right Prices at right Prices at right +\$102 plus cost of laminate Prices at right Prices at right No cost Prices at right Prices at right Prices at right Prices at right No cost No cost	Specify laminate color number. Specify laminate color number. Specify laminate color number. Specify laminate color number. Specify composite veneer color number. Specify composite veneer color number. Specify with Customiz stain. Specify veneer color number. Specify veneer color number. Specify veneer color number. Specify full-fill finish number. Specify P636 Light Heather Grey. Specify P631 Dark Heather Grey.
<b>Cutouts</b>	<ul style="list-style-type: none"> <li>• No cutouts</li> <li>• Grommet</li> <li>• Aperture</li> </ul>	No cost +\$180 +\$180	Specify with no cutout. Specify with grommet and color number. Specify with aperture.
<b>Related Products</b>	<ul style="list-style-type: none"> <li>• Utility power package</li> <li>• Cord management clips</li> <li>• Power pyramid NEMA</li> <li>• Power pyramid modular</li> </ul>		► Page 42 ► Page 43 ► Page 44 ► Page 45

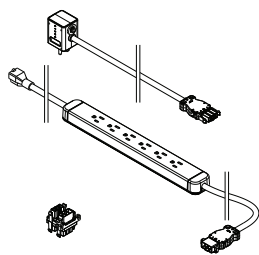


Style Number	Dim D	W	U.S. Base Price	Options (Add \$ to Base Price)							
				High- Pressure Laminate Price Group 2	High- Pressure Laminate Price Group 3	Composite Veneer Group 1	Composite Veneer Group 2	Wood Group 1	Wood Group 2	Wood Group 3	Full-Fill Finish on Wood Group 1

STPOCUSGT	91"	66"	\$5500	+\$165	+\$198	+\$1210	+\$1246	+\$1210	+\$1246	+\$1433	+\$180
	120"	66"	\$6875	+\$206	+\$248	+\$1513	+\$1558	+\$1513	+\$1558	+\$1792	+\$200
	156"	74"	\$9219	+\$206	+\$248	+\$1513	+\$1558	+\$1513	+\$1558	+\$1792	+\$200



# Utility Power Package



Tip: For use with the Ocular – Sightline tables. If power pyramids are also needed, pair this style with **TS8PAPYR** or **DSMPPSPYR**.

Standard Includes	Required to Specify
<div><div>▶ Need help? Product details, page 22</div><div><ul style="list-style-type: none"><li>• Modular utility outlet 24" cord: black</li><li>• Infeed 120" cord</li><li>• Power finish: 6000 Black</li><li>• Standard NEMA 5-15 3-prong OCP power plug</li><li>• Distribution block</li></ul></div></div>	<div>Style number</div>

Related Products
<div><div><ul style="list-style-type: none"><li>• Ocular – Sightline</li><li>• Cord management clips</li><li>• Power pyramid NEMA</li><li>• Power pyramid modular</li></ul></div><div><ul style="list-style-type: none"><li>▶ Page 40</li><li>▶ Page 43</li><li>▶ Page 44</li><li>▶ Page 45</li></ul></div></div>

Specification Information	
• Style • Number	• U.S. • Price
STPOCUPWRUT	\$635
.	.

  
**For Canadian Pricing**  
Multiply U.S. Price by the Canadian price factor.  
▶ See page 1 for details.

# Cord Management P-Clips—Six-Pack

Cord Management  
P-Clips—Six-Pack



Tip: Use with Ocular –  
Sightline utility power  
package—  
**STPOCUPWRUT.**

Tip: Cord clip screw length  
for minimum worksurface  
thickness of 3/4".

Standard Includes	Required to Specify
-------------------	---------------------

▶ Need help? Product details, page 22	• Cord management P-clips and screws  Style number
---	--

Related Products
------------------

• Utility power package	▶ Page 42
• Ocular – Sightline	▶ Page 40
• Power pyramid NEMA	▶ Page 44
• Power pyramid modular	▶ Page 45

Specification Information		
---------------------------	--	--

• Quantity	• Style • Number	• U.S. • Price
Six	<b>DSPCLIP6</b>	\$19
:	:	:
:	:	:

Specifying Tables

  
**For Canadian Pricing**  
Multiply U.S. Price by the  
Canadian price factor.  
▶ See page 1 for details.

# Power Pyramid NEMA



Tip: For use with the Ocular – Sightline tables.

Tip: When ordering two **TS8PAPYR**, specify with 10' cord for first pyramid, and 6' cord for second pyramid.

Tip: For Chicago hardwire, we recommend pairing the Sightline table with the NEMA power pyramid; must supply hardwire box and conduit.

Tip: Local electrical codes vary, consult with local jurisdiction and codes.

Tip: When pairing this power pyramid with the Ocular – Sightline tables, the utility power package **STPOCUPWRUT** is also needed.

Standard Includes	Required to Specify
<ul style="list-style-type: none"> <li>▶ Need help? Product details, page 22</li> <li>• Freestanding pyramid shaped power and USB: plastic price group 1</li> </ul>	<ul style="list-style-type: none"> <li>1 Style number</li> <li>2 Cord length (see below under Required Selections)</li> <li>3 Power/USB/data schematics (see below under Required Selections)</li> <li>4 Plastic color number for pyramid shaped power</li> <li>5 Options, if selected (see below)</li> <li>▶ See <i>Surface Materials</i>, page 48.</li> </ul>

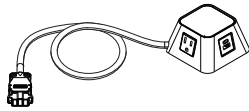
	Required Selections	U.S. Price	Required to Specify
<b>Cord Length</b>	<ul style="list-style-type: none"> <li>• 6' cord</li> <li>• 10' cord</li> </ul>	<ul style="list-style-type: none"> <li>No cost</li> <li>+\$48</li> </ul>	<ul style="list-style-type: none"> <li>Specify with 6' cord length.</li> <li>Specify with 10' cord length.</li> </ul>
<b>Power/USB/Data Schematics</b>	<ul style="list-style-type: none"> <li>• 4 power</li> <li>• 1 power/1 USB/1 power/1 blank</li> <li>• 2 power/1 USB A+C 20W</li> </ul>	<ul style="list-style-type: none"> <li>No cost</li> <li>+\$88</li> <li>+\$88</li> </ul>	<ul style="list-style-type: none"> <li>Specify with 4 power.</li> <li>Specify with 1 power/1 USB/1 power/1 blank.</li> <li>Specify with 2 power/1 USB A+C 20W.</li> </ul>

	Options	U.S. Price	Required to Specify
<b>Surface Materials</b>	<ul style="list-style-type: none"> <li>• Plastic price group 1</li> <li>• Plastic price group 2</li> </ul>	<ul style="list-style-type: none"> <li>No cost</li> <li>+\$12</li> </ul>	<ul style="list-style-type: none"> <li>Specify plastic color number.</li> <li>Specify plastic color number.</li> </ul>
<b>Related Products</b>	<ul style="list-style-type: none"> <li>• Ocular – Sightline</li> <li>• Utility power package</li> <li>• Cord management clips</li> <li>• Power pyramid modular</li> </ul>		<ul style="list-style-type: none"> <li>▶ Page 40</li> <li>▶ Page 42</li> <li>▶ Page 43</li> <li>▶ Page 45</li> </ul>

Specification Information	
<b>Style Number</b>	<b>U.S. Base Price</b>
<b>TS8PAPYR</b>	\$462
.	.
.	.
.	.



**For Canadian Pricing**  
Multiply U.S. Price by the Canadian price factor.  
▶ See page 1 for details.



Tip: For use with the Ocular – Sightline tables.

Tip: When ordering two **DSMPPSPYR**, specify with 10' cord for first pyramid, and 6' cord for second pyramid.

Tip: Local electrical codes vary, so consult with your local authority having jurisdiction as they have final say if the products as installed are compliant with local code.

Tip: When pairing this power pyramid with the Ocular – Sightline tables, the utility power package – **STPOCUPWRUT** is also needed.

Standard Includes	Required to Specify
<p>► Need help? Product details, page 22</p> <ul style="list-style-type: none"> <li>• Desktop powerstrip module</li> <li>• Freestanding base</li> <li>• Universal modular power connector</li> <li>• Power cord: white</li> <li>• NRTL listed</li> </ul>	<ol style="list-style-type: none"> <li>1 Style number</li> <li>2 Plastic color number for pyramid: <ul style="list-style-type: none"> <li>6059 Sterling Dark Solid</li> <li>6205 Black</li> <li>6BD8 Snow</li> </ul> </li> <li>3 Power configuration (see below under Required Selections)</li> <li>4 Power cord (see below under Required Selections)</li> </ol>

	Required Selections	U.S. Price	Required to Specify
<b>Power Configuration</b>	<ul style="list-style-type: none"> <li>• Four power outlets</li> <li>• Two power, one USB A+C 20W</li> </ul>	No cost +\$64	Specify with four power outlets. Specify with two power, one USB A+C 20W.
<b>Power Cord</b>	<ul style="list-style-type: none"> <li>• 6' cord</li> <li>• 10' cord</li> </ul>	No cost +\$21	Specify with 6' cord. Specify with 10' cord.
<b>Related Products</b>	<ul style="list-style-type: none"> <li>• Ocular – Sightline</li> <li>• Utility power package</li> <li>• Cord management clips</li> <li>• Power pyramid NEMA</li> </ul>		<p>► Page 40</p> <p>► Page 42</p> <p>► Page 43</p> <p>► Page 44</p>

## Specification Information

Dimensions D W	Style Number	U.S. Base Price
21 <sup>1</sup> / <sub>10</sub> " 39 <sup>9</sup> / <sub>10</sub> "	DSMPPSPYR	\$430

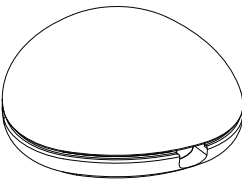


### For Canadian Pricing

Multiply U.S. Price by the Canadian price factor.

► See page 1 for details.

# Ocular – Cable Pods



Tip: Pods are sold in packs of four (4) – each pack can support two cables.

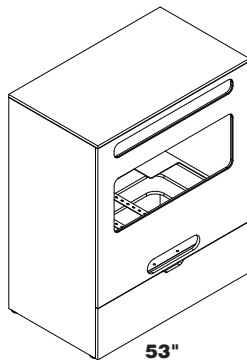
Tip: **STPCBLPOD** is a Service Part.

Standard Includes	Required to Specify
<div>▶ Need help? Product details, page 24</div> <div><ul style="list-style-type: none"><li>Pod pack: A four (4) pack that includes the cable pods, assembly fasteners, clasp cushions, and a non slip adhesive bottom</li><li>Painted aluminum casting in 4710 Low Gloss Black paint finish</li></ul></div>	Style number

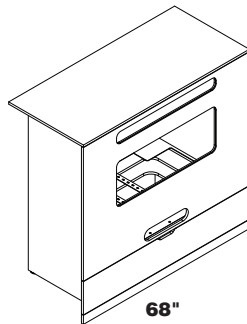
Specification Information	
• Style Number	• U.S. Price
STPCBLPOD	\$200



**For Canadian Pricing**  
Multiply U.S. Price by the Canadian price factor.  
▶ See page 1 for details.



53"



68"

Tip: On laminate digital counterpart 53" (STPGHST53), only vertical grain direction is available.

Tip: No grain direction is shown by default when laminate specified is non-directional.



**For Canadian Pricing**  
Multiply U.S. Price by the Canadian price factor.  
► See page 1 for details.

Standard Includes	Required to Specify
<ul style="list-style-type: none"> <li>► Need help? Product details, page 26</li> <li>Digital counterpart case: High-Pressure Laminate price group 1</li> <li>Digital counterpart case edge: plastic price group 1</li> <li>Tech door: expressed toe-kick or full front</li> <li>Grain direction: constraints based on size and material selected</li> </ul>	<ol style="list-style-type: none"> <li>Style number</li> <li>Laminate color number for case</li> <li>Plastic color number for plastic case edge</li> <li>Headset option for tech door</li> <li>Front grain direction, where applicable</li> <li>Options, if selected (see below)</li> </ol> <p>► See Surface Materials, page 48.</p>

Options	U.S. Price	Required to Specify
<b>Surface Materials</b>		
<b>High-Pressure Laminate Digital Counterpart 53"</b>		
• High-Pressure Laminate price group 1	No cost	Specify laminate color number and select edge finish.
• High-Pressure Laminate price group 2	+\$ 86	Specify laminate color number and select edge finish.
• High Pressure Laminate price group 3	+\$ 260	Specify laminate color number and select edge finish.
• Open Line laminate	+\$ 102	Specify laminate color number and select edge finish.
<b>High-Pressure Laminate Digital Counterpart 68"</b>		
• High-Pressure Laminate price group 1	No cost	Specify laminate color number and select edge finish.
• High-Pressure Laminate price group 2	+\$ 64	Specify laminate color number and select edge finish.
• High Pressure Laminate price group 3	+\$ 191	Specify laminate color number and select edge finish.
• Open Line laminate	+\$ 102	Specify laminate color number and select edge finish.
<b>Veneer Digital Counterpart 53"</b>		
• Customiz stain	No cost	Specify with Customiz stain.
• Veneer price group 1	+\$2593	Specify veneer color number.
• Veneer price group 3	+\$3371	Specify veneer color number.
• Full-fill finish on veneer group 1	+\$2766	Specify veneer color number.
<b>Veneer Digital Counterpart 68"</b>		
• Customiz stain	No cost	Specify with Customiz stain.
• Veneer price group 1	+\$1907	Specify veneer color number.
• Veneer price group 3	+\$2480	Specify veneer color number.
• Full-fill finish on veneer group 1	+\$2035	Specify veneer color number.
<b>Headset Option</b>		
<b>Tech Door</b>		
• Full front	No cost	Specify with full front.
• Expressed toe kick	No cost	Specify with expressed toe kick.
<b>Front Grain Direction</b>		
• Horizontal	No cost	Specify with horizontal grain direction.
• Vertical	No cost	Specify with vertical grain direction.
• Open Line laminate grain direction	No cost	Specify with Open Line laminate grain direction.
• No grain direction	No cost	Specify with no grain direction.

## Specification Information

Style Number	U.S. Base Price
<b>Ocular – View Digital Counterpart 53"</b>	
STPGHST53	\$19,999
<b>Ocular – View Digital Counterpart 68"</b>	
STPGHST68	\$19,999

# Surface Materials

## Resources

For more information about surface materials, refer to the following resources:

**Additional surface materials specification tools** are available to assist you in the specification process—the Surface Materials Binders.

**The global surface materials palette** is a core collection of finishes that is available across multiple geographies (Americas/EMEA – Europe, Middle East, and Africa/APAC – Asia Pacific) and on global product lines, where applicable. For a list of finishes included in the offering, see the Surface Materials Reference Manual. Additional details, like product approvals by geography and finish number conversions, can also be found in the Surface Materials Reference Manual or see [steelcase.com/surface-materials](http://steelcase.com/surface-materials).

## Surface Materials Binders

- include:
- Surface Materials Reference Manual
  - A complete set of swatch cards for hard surfaces, vertical surface fabrics, and seating upholstery

## Fabric

### Steelcase Surfaces

- Applies to:
- Ocular Arc tables

#### Price Group 1

##### PET

- PC16 Empire
- PC17 Flatiron

- Applies to:
- Ocular Coupe and Sightline tables

#### Price Group 1

##### PET

- P631 Dark Heather Grey
- P636 Light Heather Grey

## Paint

### Steelcase Surfaces

#### Price Group 1

##### Smooth Paint

- 4242 Milk
- 4710 Low Gloss Black

##### Textured Paint

- 7207 Black
- 7237 Slate **E**
- 7238 Fieldstone
- 7239 Midnight
- 7241 Arctic White
- 7250 Sterling Dark Solid
- 7360 Merle

#### Price Group 2

##### Smooth Paint

- 0835 Black
- 4700 Warm White

##### Smooth Metallic Paint

- 4750 Champagne Metallic
- 4799 Platinum Metallic
- 4803 Near Black Metallic

##### Textured Metallic Paint

- 7245 Carbon Metallic

#### Price Group 3

##### Accent Paint

- 1ATG Rose Quartz
- 4AV3 Blue Jay
- 4AV4 Baltic
- 4AX1 Citron
- 4AY2 Chili
- 4AZ5 Marlin
- 4CZ5 Honey
- 4CZ6 Lagoon
- 4CZ8 Light Peacock

##### Lux Coatings

- 4B20 Obsidian
- 4B22 Matte Brass
- 4B23 Burnished Bronze
- 4B24 Night Bronze
- 4B25 Matte Copper
- 4B26 Smoked Mica
- 4B29 Cast Iron

### Custom Surfaces

#### Price Group 3

##### PerfectMatch

PerfectMatch is a service that allows you to create your own paint color. Refer to the *Surface Materials Reference Manual* for more information about this program.

## Accessory Paint

### Steelcase Surfaces

Applies to:

- Ocular tables
- 4140 Arctic White Gloss
- 4144 Black Gloss

## Laminate

Applies to:

- Ocular tables
- Ocular – View

### Steelcase Surfaces

#### High-Pressure Laminate

##### Price Group 1

##### Fiber Laminate

- 2850 Vanadium Fiber
- 2854 Vellum Fiber **E**
- 2860 Granite Fiber
- 2862 Stucco Fiber **E**

##### Micro Laminate

- 2920 Marl Micro
- 2921 Gypsum Micro
- 2922 Clay Micro

##### Patina Laminate

- 2870 Blonde Bronze Patina
- 2873 Instant Iron Patina

##### Solid Laminate

- 2722 Cream **E**
- 2730 Arctic White
- 2746 Black
- 2759 Warm White
- 2811 Mist **E**
- 2883 Seagull
- 2884 Milk
- 2885 Dune
- 2HAA Persian Salt
- 2HAB Rose
- 2HAC Indigo
- 2HAD Green Citrine
- 2HAE Dark Olivine
- 2HAF Cloudy
- 2HMG Merle
- 2HWU Clay
- 2HWV Chalk

## Speckle Laminate

- 2820 Coffee Speckle **E**
- 2823 Driftwood Speckle
- 2824 Smoke Speckle
- 2825 Vanadium Speckle

*Tip: Some wood veneer finishes and woodgrain laminates share the same name. Because of the difference in materials, veneers and laminates of the same name are not an exact match but do coordinate with each other.*

## Woodgrain Laminate

- 2409 Clear Maple
- 2410 Graphite Walnut
- 2511 Winter on Maple
- 2535 Virginia Walnut
- 2536 Blackwood **E**
- 2538 Clear Walnut
- 2592 Blonde on Maple **E**
- 2714 Natural Walnut **E**
- 2HAK Clear Oak
- 2HAN Ash Noce
- 2HAT Acacia
- 2HAW Ash Wenge
- 2HBN Bisque Noce
- 2HBW Bisque Wenge
- 2HCN Clay Noce
- 2HCW Clay Wenge
- 2HSN Storm Noce
- 2HSW Storm Wenge
- 2HWA Grey Kingswood
- 2HWB Planked Walnut
- 2HWD Resolute Walnut
- 2HWE Natural Recon
- 2HWF Smoked Walnut

#### Price Group 2

##### Textured Laminate

- 2TH2 Fawn Cypress
- 2TH4 Saddle Oak
- 2TH5 Veranda Teak
- 2TH7 Walnut Heights
- 2UH1 Reclaimed Aggregate
- 2UH2 Reclaimed Gravel
- 2UH4 Cement
- 2UH6 Sheetrock

#### Price Group 3

##### Solid Laminate

- 24H1 Satin White
- 24H2 Satin Black
- 24H3 Satin Stone
- 24H4 Satin Mocha

## Custom Surfaces

### Open Line Laminate (OLL)

This service allows you to order non-standard laminate at an additional processing fee of \$102 U.S. per unit, plus the cost of the laminate.

High-Pressure Laminate pricing does not include premium or digitally printed patterns from any suppliers. Laminate cost may also vary for basic or standard laminates from other suppliers. Please contact the OLL consultant at 616.475.2426 for pricing. The cost of the laminate will be added to your invoice as a separate line on the acknowledgement.

When processing orders for Open Line laminate on Universal worksurfaces and Universal Storage tops, specify 2900 in the laminate finish field and enter the OLL manufacturer information. Enter the required edge finish as you would a standard laminate.

### Laminate Approval and Material Requirements

To confirm whether a particular laminate has already been tested for use on a specific Steelcase product or to determine material square foot requirements:

- Visit [www.steelcase.com](http://www.steelcase.com)

**For additional information,** refer to the *Steelcase Surface Materials Reference Manual*.

**E** = Established



## Wood

Applies to:

- Ocular tables
- Ocular – View

Steelcase carefully selects veneer and solid wood for consistent color and grain structure. Wood is a natural material and variations will occur in color, grain and texture. These variations are part of the inherent natural beauty of wood and are not considered defects.

All wood products will darken with age and exposure to ultraviolet light. This is especially apparent with cherry and maple veneer. We recommend that desk accessories be rearranged periodically to ensure even aging of wood surfaces.

When storing your wood furniture, please follow the following guidelines:

- Do not store products in trailers
- Store products in areas that simulate office temperatures (60°F to 90°F)
- Store products in areas that maintain constant, office-like humidity levels
- Keep product away from light. Cover products to make sure they are not exposed to light.

## Steelcase Surfaces

**Veneers** are matched for proper balance and consistency. Veneers are available flat cut or quarter cut, except for Oak, which is rift cut. Refer to the *Surface Materials Reference Manual* for descriptions of each cut.

**Open-pore finish** is a medium gloss finish that leaves the wood grain texture visible to the eye and distinguishable to the touch.

## Veneer

### Wood Group 1

#### Flat-Cut Open-Pore

- 3062 FC/OP Graphite Walnut
- 3402 FC/OP Clear Cherry (Aged)
- 3412 FC/OP Natural Cherry **E**
- 3422 FC/OP Medium Cherry
- 3522 FC/OP Clear Maple
- 3592 FC/OP Blonde on Maple **E**
- 3702 FC/OP Clear Walnut
- 3712 FC/OP Natural Walnut
- 3752 FC/OP Medium Walnut **E**
- 3762 FC/OP Dark Walnut
- 3772 FC/OP Medium Mahogany on Walnut

#### Flat-Cut Low Sheen

- V1AC FC/LS Natural (Raw) Cherry
- V1AM FC/LS Clear Maple
- V1CC FC/LS Medium Amber Cherry
- V1EW FC/LS Dark Walnut

#### Flat-Cut Open-Pore, Natural Veneer

- 3342 FC/OP Black Walnut
- 35A2 FC/OP Blanch Maple
- 37A2 FC/OP Thunder Walnut

**E** = Established

#### Quarter-Cut Open-Pore

- 3042 QC/OP Ash **E**
- 3222 QC/OP Clear Maple
- 3292 QC/OP Blonde on Maple **E**
- 3302 QC/OP Clear Walnut
- 3312 QC/OP Natural Walnut
- 3352 QC/OP Medium Walnut **E**
- 3362 QC/OP Dark Walnut
- 3372 QC/OP Medium Mahogany on Walnut
- 3382 QC/OP Graphite Walnut

#### Quarter-Cut Open-Pore, Natural Veneer

- 32A2 QC/OP Blanch Maple
- 33A2 QC/OP Thunder Walnut
- 3392 QC/OP Black Walnut

#### Rift-Cut Open-Pore

- 3602 RC/OP Desert Oak

#### Rift-Cut Open-Pore, Natural Veneer

- 36A2 RC/OP Volcanic Oak

### Wood Group 3

#### Flat-Cut Open-Pore, Natural Veneer

- 3082 FC/OP Washed Walnut

### Wood Group 1

#### Open-Pore Planked Veneer

- 3P41 OP Planked Cherry
- 3P51 OP Planked Maple
- 3P61 OP Planked Oak
- 3P71 OP Planked Walnut
- 3VFX OP Unmarked Oak

*Tip: Known for its uniqueness, planked veneer has intentional and natural variations that include, but are not limited to: character marks, grain pattern, color, and natural color aging.*

## Full-Fill

**Full-fill finish** is a medium-gloss finish that completely fills the grain texture, yet allows the grain pattern to be seen. The wood has a lustrous, satiny look, and it is smooth to the touch. This finish is available on the wood worksurface or field-installed top only.

### Wood Group 2

#### Flat-Cut Full-Fill

- 3064 FC/FF Graphite Walnut
- 3404 FC/FF Clear Cherry (Aged)
- 3414 FC/FF Natural Cherry **E**
- 3424 FC/FF Medium Cherry
- 3524 FC/FF Clear Maple
- 3544 FC/FF Blonde on Maple **E**
- 3704 FC/FF Clear Walnut
- 3714 FC/FF Natural Walnut
- 3754 FC/FF Medium Walnut **E**
- 3764 FC/FF Dark Walnut
- 3774 FC/FF Medium Mahogany on Walnut

#### Flat-Cut Full-Fill, Natural Veneer

- 3734 FC/FF Black Walnut

#### Quarter-Cut Full-Fill

- 3224 QC/FF Clear Maple
- 3294 QC/FF Blonde on Maple **E**
- 3304 QC/FF Clear Walnut
- 3314 QC/FF Natural Walnut
- 3354 QC/FF Medium Walnut **E**
- 3364 QC/FF Dark Walnut
- 3374 QC/FF Medium Mahogany on Walnut
- 3384 QC/FF Graphite Walnut

#### Quarter-Cut Full-Fill, Natural Veneer

- 3394 QC/FF Black Walnut

#### Rift-Cut Full-Fill

- 3604 RC/FF Desert Oak

### Wood Group 3

#### Flat-Cut Full-Fill, Natural Veneer

- 3084 FC/FF Washed Walnut

## Premium Veneers

A selection of Premium veneers in this collection are available on most Steelcase brand products. The collection will be available as close to standard leadtimes as possible. However, because adequate supplies of veneer and solids must be secured, all orders will be scheduled individually. Leadtimes will vary based on Premium veneer and Premium solids availability at the time the order is placed. The collection is available as Wood Group 3 as part of our Select Surfaces program, and supported like standard veneers to make ordering easy. Please see the Steelcase surface materials section on [village.steelcase.com](http://village.steelcase.com) for sample information and product line availability. All premium veneers are in clear-coat.

### Wood Group 3

#### Quarter-Cut Open-Pore

- 3832 QC/OP Figured Anegre

## Select Surfaces

### Composite Veneer

Composite veneers are an engineered wood intended to create specific grain patterns and characteristics. They are pre-stained and finished with Steelcase's Clarity water-borne UV topcoat, which protects the environment while providing durability and clarity. Only open-pore finishes are available on composite wood. Composite veneer and matching edge bands are available on most Steelcase brand products. Composites, for use as a solid nosing substitute, are not available. Steelcase does not recommend mixing composite veneers with natural solid nosings because composite and natural wood grain and color matching are rarely compatible. Composite veneers are available as Wood Group 1 pricing as part of our Select Surfaces program.

### Composite Veneer Group 1

#### Composite Flat-Cut Open-Pore

3JDX FC/OP Oak Composite  
3JJX FC/OP Walnut Composite  
3LAX FC/OP Graphite on Oak Composite  
3LCX FC/OP Medium Cherry on Cherry Composite

#### Composite Quarter-Cut Open-Pore

3F8X QC/OP European Walnut Composite  
3GGX QC/OP Zebrano Composite  
3HGX QC/OP Oak Composite  
3HVX QC/OP Walnut Composite  
3LBX QC/OP Clear Walnut on Walnut Composite  
3LDX QC/OP Natural Walnut on Walnut Composite  
3ZNX QC/OP Night Cerused Oak Composite

### Composite Veneer Group 2

#### Composite Flat-Cut Open-Pore

3LHX FC/OP Espresso on Walnut Composite

#### Composite Quarter-Cut Open-Pore

3LEX QC/OP Desert Oak on Oak Composite  
3LGX QC/OP Chai on Walnut Composite  
3LJX QC/OP Ebony on Walnut Composite

## Custom Surfaces

**Customiz stain** is a service that allows you to create your own stain colors and finishes on standard veneer. Customiz stain color is available on all product lines that offer wood veneer.

A \$500 stain-matching fee applies on CUSTOMIZ requests (Exception: The \$500 fee does not apply on matches to Coalesse standard finishes or for a low-gloss finish request on a standard color). The \$500 fee covers the cost of formulating the Customiz color finish and applies regardless of whether or not an order for product is placed.

In addition, an approval form must be signed to indicate customer acceptance of Customiz match. A \$1,500 initiation fee will be charged prior to first order entry. This initiation fee activates the finish for unlimited use on any Steelcase product for an 18 month time period. After the 18 month time period has lapsed, the Customiz finish may be reactivated for another 18 months for a \$1,000 fee at any point within five years after the \$1,500 initiation fee was paid. If the finish is not reactivated within five years after the \$1,500 initiation fee was paid, the finish will be culled and the customer will need to pay the \$1,500 initiation fee again. All style number related Customiz charges products are no cost as of April 2014. The matching and initiation fees are not discountable.

Customiz stain takes 10 days to formulate. Consult the *Surface Materials Reference Manual* for more information. Custom veneers are also available and must be quoted by Steelcase specials group. Customiz stain on custom veneers takes 2 to 4 weeks to formulate.

Requirements and information on ordering a Customiz stain color are found in the *Surface Materials Reference Manual*.

## Plastic

### Steelcase Surfaces

Applies to:

- Ocular tables
- Ocular – View

6000 Black  
6009 Arctic White  
6034 Natural Cherry  
6036 Medium Cherry  
6037 Winter on Maple  
6038 Blonde on Maple **E**  
6041 Natural Walnut **E**  
6052 Milk  
6053 Seagull  
6169 Stone  
6170 Mocha  
61AA Persian Salt  
61AB Rose  
61AC Indigo  
61AD Green Citrine  
61AE Dark Olivine  
61AF Cloudy  
6213 Acacia  
6219 Clear Oak  
6231 Graphite Walnut  
6234 Clear Cherry  
6237 Clear Maple  
6242 Virginia Walnut  
6243 Blackwood **E**  
6245 Clear Walnut  
6527 Merle  
6615 Grey V5  
6619 Ice **E**  
6631 Cream  
6636 Mist  
6654 Sand  
6655 Warm White  
66WA Grey Kingswood  
66WB Planked Walnut  
66WD Resolute Walnut  
66WE Natural Recon  
66WF Smoked Walnut  
66WU Clay  
66WV Chalk  
6703 Ash Wenge  
6704 Storm Wenge  
6705 Bisque Wenge  
6706 Clay Wenge  
6707 Ash Noce  
6708 Bisque Noce  
6709 Clay Noce  
6710 Storm Noce  
6T02 Fawn Cypress  
6T04 Saddle Oak  
6T05 Veranda Teak  
6T07 Walnut Heights  
6T08 Aggregate  
6T09 Gravel  
6T10 Cement  
6T12 Sheetrock

**E** = Established



# Style Number Index

Style Number	Page	Description
<b>DSMPPSPYR</b>	45	Power Pyramid Modular
<b>DSPCLIP6</b>	43	Univ Mod Pwr Sys Cord Mgmt Clip
<b>STPCBLPOD</b>	46	Ocular – Cable Pod
<b>STPGHST53</b>	47	Ocular – View Digital Counterpart
<b>STPGHST68</b>	47	Ocular – View Digital Counterpart
<b>STPOCU1</b>	31	Ocular – Arc7
<b>STPOCUGMD3</b>	35	Ocular – Coupe3
<b>STPOCUGMD5</b>	33	Ocular – Coupe5
<b>STPOCUPWRSNP</b>	38	Power Module
<b>STPOCUPWRUT</b>	42	Utility Power Package
<b>STPOCUSGT</b>	41	Ocular – Sightline
<b>STPOCUTWRSE</b>	37	Ocular – Coup Tower Seated
<b>STPOCUTWRST</b>	37	Ocular – Coup Tower Standing
<b>TS8PAPYR</b>	44	Power Strip-Power, Pyramid



# Trademark List

™/® The following is a non-exhaustive list of trademarks and registered trademarks for products of Steelcase Inc. or one of its related corporate entities: Agree, Airtouch, Alight, Amia, Answer, Aspekt, Avenir, Await, B-Free, Ballet, Bassline, Bindu, Bivi, Bix, Bottomline, Brody, Buoy, Cachet, Campfire, Capa, CF Series, CG\_1, Chord, Circa, Clipper, Cobi, Collaboration, Convene, Coupe, Cura, Currency, dash, Divisio, Duo, E-Table 2, Edge Series, Elbrook, Elective Elements, Embold, Empath, Everwall, Exponents, Folio, FrameOne, Gesture, Groupwork, Host, Hosu, i2i, Jenny, Kart, Kathryn, Kick, Lagunitas, Leap, Leela, LessThanFive, LiveBack, LiveSeat, Mackinac, Marien152, Max-Stacker, media:scape, Migration, Millbrae, Mineral, Mitra, Montage, Montara650, MoreThanFive, Move, Node, Ocular, Ology, Opus, Paperflo, Passerelle, Player, Pocket, Potrero415, QiVi, Radia, Regard, Relay, Reply, Ripple, Roam, Sarto, Scoop, Sebastopol, Senti Series, Senza, Shortcut, Sidewalk, Siento, Sieste, SILQ, Soffio, Sorrel, SOTO, Steelcase Eclipse, Steelcase Flex, Steelcase Karman, Steelcase Relay, Steelcase Rise, Steelcase Series, Surround, SW\_1, Switch, Sync, Tava, Tenor, Think, Thoughtful, Thread, Together, Train, Trees, Turnstone, Umami, Underscore, V.I.A., Verb, Verge, Verlay, Victor2, Visalia, WorkValet, and X-tenz.

™/® The following are trademarks or registered trademarks of AMQ Solutions, LLC: 3F, Activ, Amobi, Bixby, Bodi, Cluvo, Concur, Embank, FL-X, Iline, Jaku, Kinex, Personality Plus, Revi, S-Series, Siya, Tektis, Tizu, Uptake, and Zilo.

™/® The following are trademarks or registered trademarks of Orangebox Ltd., Cardiff, UK: Air3, Aspect, Avi, Away from the Desk, Border, Campers & Dens, Coppice, Cubb, Kirm, On the QT, Ramsey, Skomer, Sully, Track-B, and Vale.

™/® The following are trademarks or registered trademarks of Viccarbe Habitat, S.L.: Aleta, Cambio, Designed in The Sun, Foro, Funda, Holy Day, Kelly, Last Minute, Noha, Savina, Sistema, Sistema, Viable, and Wrapp.

® The following are registered brands of Steelcase Inc. and its family of companies: Steelcase, AMQ, Coalesse, Designtex, Halcon, Orangebox, Smith System, and Viccarbe.

® The following registered trademarks are under license from AWI Licensing Company, Dover, DE: SoundScapes, DuraBrite, BioBlock, and Armstrong.

® The following registered trademarks are under license from Byrne Electrical, Rockford, MI: Interport, Mini-Port, Axil Z, and Ellora.

® The following is a registered trademark of DuPont, Wilmington, DE: Corian.

® The following is a registered trademark of Genlyte Thomas Company, Louisville, KY: Lightolier.

® The following is a registered trademark of Hilti Corporation, FL-9494 Schaan, Principality of Liechtenstein: Hilti.

® The following is a registered trademark of Leviton Manufacturing Company, Little Neck, NY: Decora.

® The following is a registered trademark of Mechanical Plastics Corp, Elmsford, NY: Toggler.

® The following is a registered trademark of Microsoft Corporation, Redmond, WA: Microsoft.

® The following are registered trademarks of Orangebox Ltd., Cardiff, UK: Orangebox.

® The following is a registered trademark of Panduit Corporation, Lockport, IL: Panduit.

® The following is a registered trademark of Trav (Press), Cuneo, Italy: Assisa.

® The following is a registered trademark of Virtual Ink, Boston, MA: mimioActive.

® The following registered trademarks are under license from Wilkhahn Furniture Products: Avera, Senzo, Versal, and Wilkhahn FS.

® The following are registered trademarks of Polyvision Corp: Flow, Motif, Polyvision, Sans, and Serif.

® The following is a registered trademark of Wilsonart International, Temple, TX: Chemsurf.

® The following is a registered trademark of Wiremold, West Hartford, CT: Wiremold.

® The following is a registered trademark of EMU Group S.P.A., Perugia, Italy: EMU.

® The following is a registered trademark of Security People, Inc.: Digilock.

® The following are registered trademarks of Natural Capital Partners Europe Limited: CarbonNeutral and the CarbonNeutral Certified logo.

™ The following is a trademark of Microsoft Corporation, Redmond, WA: Windows.

™ The following is a trademark of Rodman Industries, Inc., Oconomowoc, WI: ResinCore1.

™ The following is a trademark of Ultrafabrics, LLC, Elmsford, NY: Ultraleather.

™ The following trademarks are under license from Wilkhahn Furniture products: Cana, Linus, Logon, Picto, Range, Stitz, Thema, Timetable, and Tubis.

™ The following trademarks are under license from Walter Knoll: Andoo, Bob, Lazlo, Lox, Ribbon, and Together.

™ The following trademarks are under license from PP Mobler: Bar and Flag Halyard.

™ The following trademarks are under license from Carl Hansen: Elbow, Paddle, Shell, Wing, and Wishbone.

™ The following trademarks are under license from Cambridge Sound Management, LLC Cambridge, MA: QtPro Soundmasking, Qt Quiet Technology, and Sonet Qt.

™ The following is a trademark of Electri-Cable Assemblies, Shelton, CT: Interact.

™ The following is a trademark of Clestra Hauserman: IRYS.

™ The following is a trademark of Wiesner-Hager Möbel GmbH: Nooi.

™ The following are trademarks of Polyvision: Accord, a3, e3, Boundri, and Nota.

™ The following is a trademark of Bostock Company, Inc: SnapCab.

™ The following is a trademark of Williams-Sonoma, Inc: West Elm.

™ The following is a trademark of Elena Marquina Testor: nanimarquina.

™ The following is a trademark of Forbo International SA: Forbo.

Trademarks used herein are the property of Steelcase Inc. or their respective owners.