
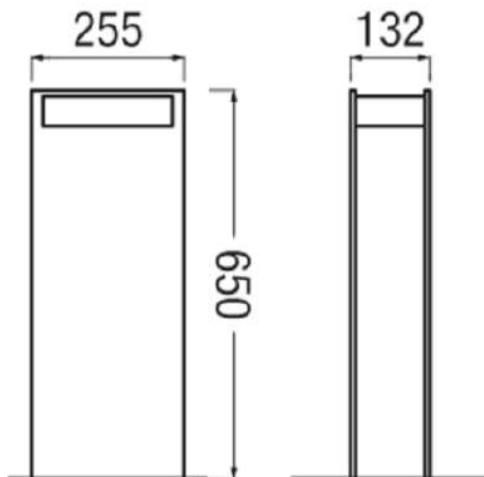


FLOAT D65/6 rotoymmetric (D65/6-1X9LWN-MF-N)



GENERAL INFORMATION:

Item code	D65/6-1X9LWN-MF-N
Place installation	outdoor
Standard color	N - black
Environments	urban landscap, ehallway

PHYSICAL :

Installation type	low pole/bollard
Mounting type	ground surface
Mounting note	IP67 watertight ballast fitted into the base recessed into the ground. Electrical connection with watertight connector included.
Screws	AISI 304 stainless steel screws.
Body	Load bearing structures in 8mm thick screen-printed tempered glass with integrated line duct. Connection elements in extruded aluminium and closure in coated AISI 304 stainless steel.

DIMENSIONS:

A: Total width device	255mm(10,03")
L: Total length device	132mm(5,19")
H: Total height device	650mm(25,59")
Built-in shaped	Rectangular

OPTICAL SYSTEMS:

Opening beam	diffused
Optical System	SLED optical system with UV resistant PC lenses.

ENERGY SAVING:

This luminaire contains builtin LED lamps.
The lamps cannot be changed in the luminaire.

SOURCES :

Source Type	SLED SQUARE
System Power	11 W
Source	SLED 9
Sources Temperature Colour	4000K
Output Flux	1245 lm



ELECTRICAL:



Ballast type

Line input

Voltage

Frequency

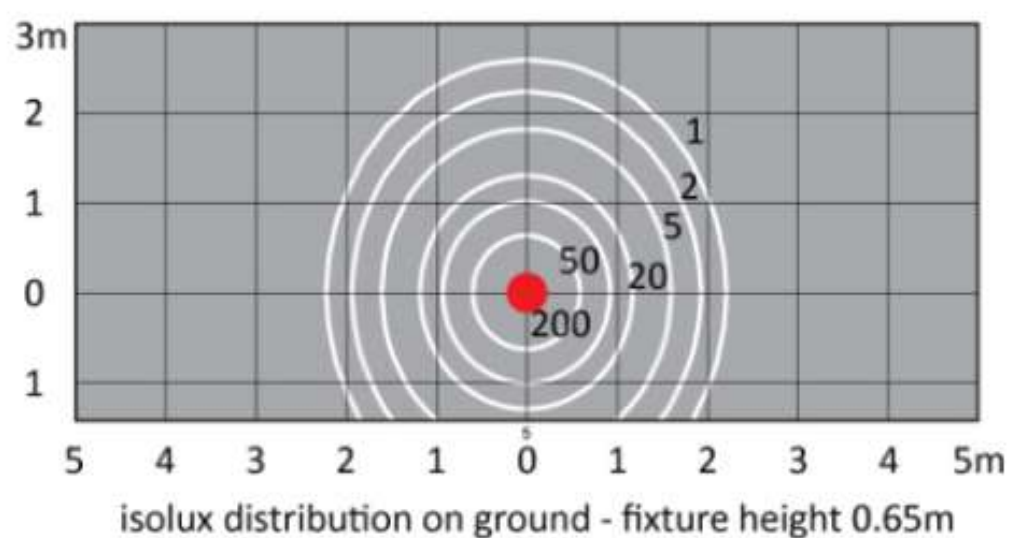
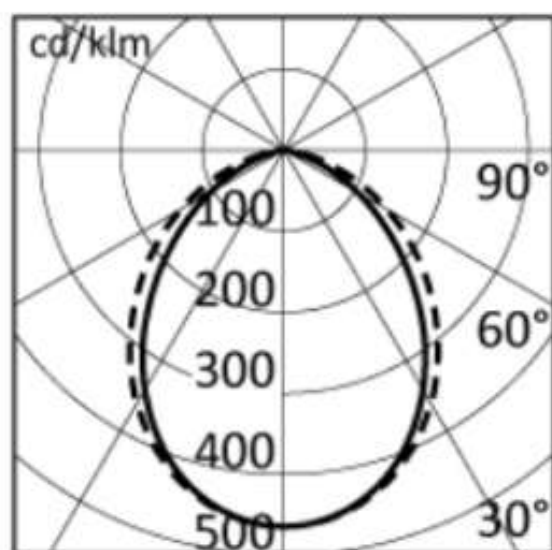
Electronic

Use only (EN 60598-1) H07RN-F cable with diameter between 7,5 and 12mm.

110-277V

50-60Hz

PHOTOMETRICS:



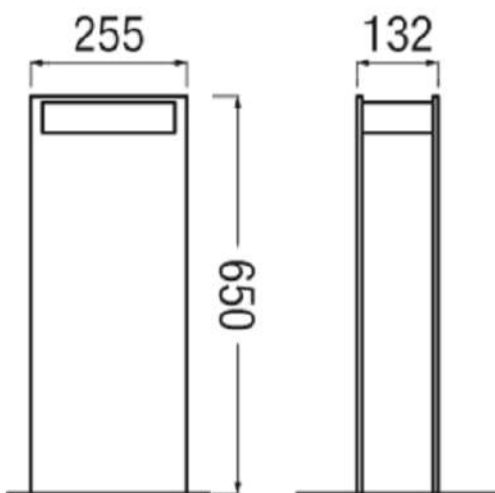
FLOAT D65 /6 rotoymmetric(D65/6-1X9LWW-MF-N)

GENERAL INFORMATION:

Item code	D65/6-1X9LWW-MF-N
Place installation	outdoor
Standard color	N - black
Environments	urban landscapehallway

PHYSICAL :

Installation type	low pole/bollard
Mounting type	ground surface
Mounting note	IP67 watertight ballast fitted into the base recessed into the ground. Electrical connection with watertight connector included.
Screws	AISI 304 stainless steel screws.
Body	Load bearing structures in 8mm thick screen-printed tempered glass with integrated line duct. Connection elements in extruded aluminium and closure in coated AISI 304 stainless steel.



DIMENSIONS:

A: Total width device	255mm(10,03")
L: Total length device	132mm(5,19")
H: Total height device	650mm(25,59")
Built-in shaped	Rectangular

OPTICAL SYSTEMS:


Opening beam	diffused
Optical System	SLED optical system with UV resistant PC lenses.

ENERGY SAVING:

This luminaire contains builtin LED lamps.
The lamps cannot be changed in the luminaire.

SOURCES :

Source Type	SLED SQUARE
System Power	11 W
Sources Temperature Colour	3000K
Output Flux	1100 lm





ELECTRICAL:



Ballast type	Electronic
Line input	Use only (EN 60598-1) H07RN-F cable with diameter between 7,5 and 12mm.
Voltage	110-277V
Frequency	50-60Hz

PHOTOMETRICS:

