











HEIGHT-ADJUSTABLE TABLE OVERVIEW

Height-Adjustable Type	ELECTRIC			COUNTERBALANCE	CRANK		PNEUMATIC	
KI Product Name	 Toggle	 WorkUp	 Genesis	 WorkUp	 WorkUp	 Genesis	 Pirouette HA	 Tributaire
Top Shapes	Rectangle, Square Shoe	Rectangle, 120 Corner	Rectangle, Tripod, Square Shoe, Reduction	Rectangle, 120 Corner	Rectangle, 120 Corner	Rectangle, Tripod, Square Shoe, Reduction	Rectangle, Chevron	Rectangle
Height Range	26–52"	22–48"	24–51"	28–47"	27–44"	22–33" or 27–43"	29–42"	29–42"
Foot Style	T, C	T	C	T	T	C	T	T
Nesting	No	No	No	No	No	No	Yes	Yes
Worksurface Integrated Power	No	No	Yes	No	No	Yes	Yes	Yes
Lifting Capacity	170–220 lbs	135–190 lbs	~100 lbs	15–45 lbs	~100 lbs	~100 lbs	20 lbs	20 lbs
Mobile Base	Casters	Rolling Base	No	Rolling Base	Rolling Base	No	Casters	Casters
Pros	Easy to adjust (push a button), programmable stops			Smooth operation, even "side to side" lift	Lift evenly, decent weight lifting capacity at a low cost		Lightweight and mobile	Part of a large collection, lightweight, and mobile
Cons	Each table needs to be plugged into a power source			Limited range of weight on top for optimal performance, needs assistance to lower	The more weight on the surface, the more difficult it can be to adjust up, have to crank a lot to go from sit to stand		Needs assistance to lower, can adjust a little unevenly "side to side" if load is uneven	Needs assistance to lower, can adjust a little unevenly "side to side" if load is uneven
Recommended Applications	Workstation, teacher desk			Workstation, teacher desk	Workstation, teacher desk		Training rooms, meeting rooms, library/media centers, flexible spaces	Training rooms, meeting rooms, library/media centers, flexible spaces
Cost Range	\$\$	\$\$\$	\$\$\$	\$\$\$	\$	\$\$	\$\$	\$\$