



700 SERIES[®] FILES & STORAGE

PRICE LIST

EFFECTIVE APRIL 3, 2024
800.424.2432

Contents

Refer to KI Terms & Conditions document or visit ki.com.




Contents

Refer to KI Terms & Conditions document or visit ki.com.

Ordering Customer's Own Material (C.O.M.) Upholstery	
Information	3
700 Series® Lateral Files and Storage	
Product Color Options	4
General Information	5
700 Series® Curve Lateral Files and Storage	
General Information	6
Preconfigured Lateral Files	
700 Series® Drawer Units	7
700 Series® Curve Drawer Units	11
700 Series® Receding Door Units	14
700 Series® End Tab Shelving Units	16
700 Series® Credenza Files	18
Laminate Top Lateral Files	
700 Series® Lateral Files	19
700 Series® OF Storage Cabinet	20
Preconfigured Multimedia Storage	
700 Series® Cupboard/Lateral	21
700 Series® Curve Cupboard/Lateral	22
700 Series® Bookcase/File	26
700 Series® Curve Bookcase/Lateral File	28
700 Series® Wardrobe Cabinets	30
Preconfigured Locker Units	
700 Series® Cupboard/Bookcase/Markerboard	31
700 Series® Curve Cupboard/Bookcase/Markerboard	39
Preconfigured Storage	
700 Series® Multimedia Storage Cabinets	47
700 Series® Curve Multimedia Storage Cabinets	53
700 Series® Overfile Cabinets	54
Lateral File Accessories	
	56
Computer Media Accessories	
	59
Cupboard Accessories	
	61
700 Series® Bookcases	
General Information	63
700 Series® Curve Bookcases	
General Information	64
Bookcases	
700 Series® 12" Deep	65
700 Series® Curve 12" Deep	66
700 Series® 15" Deep	68
700 Series® Curve 15" Deep	70
Bookcase Accessories	
	72
Bookcase Laminate Tops	
	73
700 Series® Pedestals	
General Information	74
Pedestals - Mobile and Freestanding	
700 Series®	75
Pedestals - Hanging	
700 Series®	77
Pedestals - Worksurface Supporting	
700 Series®	78
Pedestal Accessories	
	79

Pedestal Laminate Tops	
	82
700 Series® Vertical Files	
General Information	83
Vertical Files	
700 Series® Letter Size Documents	84
700 Series® Legal Size Documents	85
Vertical File Accessories	
	86



C.O.M. SHIPPING LOCATION



Architectural Walls

- Evoked..... MN
- Genius Walls..... MN

Casegoods

- Aristotle Tackboards..... MN
- Likha Tackboards..... MN

Classroom Furniture

- Intellect Wave Chairs..... GB
- Learn2 GB
- Ruckus..... GB

Desking

- 700 Series Desking KP
- Balance Overheads..... MN
- Genesis Desking..... MN
- True Desking KP
- Universal Overheads..... MN
- WorkZone Desking MN

Files & Storage

- 700 Series Pedestal Cushion GB
- Connection Zone Pads BW
- U-Series Pedestal Cushion..... GB
- Tattoo..... BW

Fixed Seating

- Concerto Auditorium Seating BW
- Single Pedestal Seating GB
- Jury Base Seating..... GB
- Lancaster Auditorium Seating BW
- Sequence Seating..... GB
- University Seating..... GB

Panel Systems

- All Terrain..... KP
- Balance Overheads..... MN

- System 3000..... MN
- Universal Overheads..... MN
- Wireworks MN
- Unite..... MN

Residence Hall Furniture

- RoomScape Furniture MN

Screens

- All Terrain..... KP
- Connection Zone..... BW
- True/Volition KP
- Genesis KP
- Tattoo..... MN
- Universal..... BW

Seating

- 400 Series Folding Chairs..... BW
- 600 Series Folding Chairs..... BW
- 600 Series Stools BW
- Affina Collection..... HN
- Altus Task Chairs..... GB
- Apply Stack Chairs GB
- Calida Lounge Seating HN
- Diem Task Chairs OM
- Doni Collection GB
- Gladly Lounge Seating VQ
- Grazie Seating..... GB
- Hub Modular Lounge Seating HN
- Impress Task Chairs..... OM
- Impress Ultra Task Chairs OM
- Jessa Lounge Seating..... HN
- Jubilee Lounge Seating..... VQ
- Katera Guest Chair..... GB
- Kurv Benches..... HN
- LaResta Day Beds HN
- LimeLite..... GB
- Lyra Lounge Seating..... HN

- Maestro Stack Chairs GB
- Medical & Laboratory Stools OM
- MyPlace Lounge Seating HN
- MyWay Seating..... HN
- Oath Task Chairs and Stools..... GB
- Opt4 GB
- Pilot Task Chairs..... OM
- Promenade Seating System BW
- Ruckus..... GB
- Sela Lounge Seating HN
- Sift Task Chairs GB
- Signia Task Chairs and Stools OM
- Soltice Metal Collection..... HN
- Soltice Multiple, Healthcare & Guest .HN
- Soltice II Healthcare Seating..... HN
- Sonrisa HN
- Strive Multiple, Stack & Task GB
- Sway BW
- Tattoo..... HN
- Torsion-on-the-Go! Nesting Chairs GB
- Torsion Air Stack and Task Seating GB
- Zoetry HN

KI C.O.M. Manufacturing Site Addresses:

<u>BW</u> KI Bonduel Attn: COM Storage 204 West South St. Bonduel, WI 54107	<u>HN</u> KI High Point Attn: COM Storage 217 Feld Avenue High Point, NC 27263	<u>MN</u> KI Manitowoc Attn: COM Storage 1400 S. 41st St. Manitowoc, WI 54220	<u>VQ</u> KI Attn: COM Fabrics 6892 Marlin Circle La Palma, CA 90623
<u>GB</u> KI Green Bay Attn: COM Storage 1687 Westminster Drive - Gate 3 Green Bay, WI 54302	<u>KP</u> KI Pembroke Attn: COM Storage 1000 Olympic Dr. Pembroke, Ontario K8A6X7	<u>OM</u> KI Attn: COM Storage 1110 S. Mildred Ave. Ontario, CA 91761	

700 Series® Lateral Files and Storage

Product Color Options



700 Series® Lateral Files and Storage

Product Color Options

Surface Finish--Laminate		Espresso Metallic	EX	Purple Haze	TPH
Beigewood	LBZ	Everglade Shade	EV	Rainforest	TRQ
Belair	LBQ	Flannel	FN	River Cherry	TRY
Biltmore Cherry	LBT	Glitz Metallic	GZ	Rubber Ducky	TRK
Black	LBK	Hazy Jade	HJ	Sand	TSA
Brighton Walnut	LBW	Honey Bee	HY	Sky Blue	TSK
Canyon Zephyr	LCA	Light Tone	LG	Sterling Ash	TAZ
Castle Oak	LCO	Mardi Gras	MG	Surf's Up	TSP
Casual Linen	LCU	Misty Brown	MY	Tarragon	TTQ
Cherry Storm	LCX	Nemo	NE	Twilight Shadow	TTI
Classic Linen	LCI	Nordic	ND	Ultra Blue	TUB
Cloud Zephyr	LCL	Poppy Red	PR	Warm Grey	TWG
Cocobala	LCC	Purple Haze	PH	Windsor Mahogany	TWY
Crisp Linen	LRI	Rainforest	RQ	Zesty Lime	TZL
Desert Zephyr	LDZ	Raw Jasper	RJ		
Designer White	LDR	Rubber Ducky	RK		
Dove Grey	LDG	Sand	SA		
Flax Linen	LXF	Sky Blue	SK		
Florence Walnut	LFC	Starlight Silver Metallic	SX		
Forged Steel	LQL	Surf's Up	SP		
Friston Ash	LFH	Tarragon	TQ		
Frosty White	LFW	Twilight Shadow	TI		
Graphite Nebula	LGN	Ultra Blue	UB		
Grey	LGE	Warm Grey	WG		
High Rise	LHE	Zesty Lime	ZL		
Hollyberry	LHY				
Island	LID				
Italian Silver Ash	LIT				
Kensington Maple	LKM				
Lapis Blue	LLB				
Markerboard White	LMK				
Misted Zephyr	LMR				
Monticello Maple	LMT				
North Sea	LNA				
Ocean	LON				
Pearl Bisque	LPB				
Pinnacle Walnut	LPW				
Pressed Linen	LPR				
River Cherry	LRY				
Satin Stainless	LSS				
Shadow Zephyr	LSR				
Silicon evolv	LSV				
Sterling Ash	LAZ				
Tailored Linen	LTL				
Titanium evolv	LTV				
White Nebula	LWL				
White Sand	LWN				
Windsor Mahogany	LWY				

Finish Cards

View color swatches for items listed within this document.

Paints

Wood/Veneer

Molded Edges

Hard Plastics

Plastics/Poly

Laminates

Edge Styles

Glass

Certain options referenced may not be available on GSA Schedule.



GENERAL INFORMATION

KI Curve lateral files are designed on a 1-1/2" module to provide an unparalleled degree of internal flexibility. Interior components are available 3", 6", 7-1/2", 9", 10-1/2", 12", 13-1/2" and 15" high. Clean stylish looks, flexible aesthetics and durability allow Curve to work in private offices and open-plan environments. With a gentle curved frame and contoured drawer pulls, Curve creates a timeless design element.

Flexible aesthetic and format. Curve allows you to design from the inside out, fitting the media to the appropriate lateral, pedestal, cupboard, bookcase and combination file/locker unit. Heavy-gauge steel construction and welded internal box frame provide structural integrity. Multi-extension suspensions provide smooth operation. KI's unique patented interlock/anti-tilt mechanism with automatic restaging prevents the opening of more than one drawer at a time. Curve enhances security with its key possibilities.

Preconfigured Units

To simplify the specification process, KI offers preconfigured files and storage cabinets in the most popular sizes with the most popular internal components. These units are assembled using standard components.

Height

Lateral files and storage cabinets are available in 14 standard heights. Heights include 1/8" allowance for leveling glides fully recessed.

Depth

Lateral files and storage cabinets are 18" deep. Curve combination locker/file units are available in both 18" and 24" depths.

Width

Lateral files and storage cabinets are available in three standard widths: 30", 36" and 42".

Drawer Dimensions

Refer to the illustrations for the range of drawer sizes and the height clearance of each.

CONSTRUCTION AND STANDARD FEATURES

Basic Shell

Shell common to lateral file and storage cabinet units. Uprights punched to accept interior components on 1-1/2" centers. Uprights and top and bottom reinforcements are welded into rigid "box frame." Constructed of 18- and 20-gauge steel. Seamless back and top with reinforced corners. Illustrated shell heights include 1/8" for adjustable glide in recessed position.

Doors/Drawers

Drawer fronts, 20-gauge steel with full-width contoured curved pull. Fronts are screw-mounted to roll-out shelves to build drawers. Roll-out shelf body, 20-gauge steel slotted on 1-1/2" centers to accept dividers. Shelf ends, 18-gauge steel, notched to accept hanging folder bars. Each roll-out shelf equipped with two heavy-duty, three-section, ball-bearing suspensions.

Components have been tested to accept loads of 125 lbs. This exceeds ANSI/BIFMA X5.9-2004 standards for lateral files. Hinged door, 20-gauge steel, double-wall construction. Door swing is limited to 95 degrees to prevent contact with adjacent cabinet.

Shelves

Blank shelf, 22-gauge steel, formed 7/8" thick on front and back edges. End tab shelf, 22-gauge steel shelf and back, 20-gauge sides. Shelf offset along width to increase strength. Slotted on 1" increments to accept plate dividers.

Preconfigured lateral files meet or exceed ANSI/BIFMA X5.9-2004 standards when recommended counterbalance weight is installed.

Receding Door

20-gauge steel with full-width contoured curve pull. Equipped with sound absorber. Doors have guiding mechanism fitted with nylon glides to prevent metal-to-metal contact and ensure effortless operation. The diagrams on the following page identify various shelf and drawer combinations and related height clearances behind a receding door. The diagrams show typical use. Additional interior options can be installed behind a receding door.
Note: Dimensions have been taken from the front raised edge of the roll-out shelf.

Accessories

Plate dividers, 18-gauge steel, notched to lock into shelf. Folder bars, 30" & 36" (14-gauge steel); 42" (12-gauge steel), offset to maximize strength. Suspended binder frames are constructed of 14- to 18-gauge steel. Screw-mounted to cabinet uprights. Fit behind multi-media cabinets and behind receding doors.

Adjustable Glides

Lateral files and storage cabinets are supplied with four adjustable glides. The glides can be adjusted from inside the cabinet using a 1/4" hex socket wrench or from outside the cabinet using a 7/8" wrench. Standard glides provide 3/4" adjustment, longer glides are also available. Overall cabinet heights include the glide in its recessed position.

Interlock

All cabinets are equipped with an interlock safety mechanism. This mechanism reduces the possibility of cabinet tip-over by permitting only one drawer to be opened at a time. With some unique combinations, an individual drawer may not be controlled by the interlock. In these instances, a caution label will be affixed to the drawer body.

Locks

Locks are standard on all units. Locks are a high-security double-bit design. One KI break-away key and one standard key are included with each lock. Units are standard with random keys in a range of 200 different numbers (994 key numbers are available to order). Specific key combinations are available at no additional charge. This information must be included with the order.

Locks can be master keyed. Please see the accessories sections of this price book for ordering keys. Available keys are:

- Lock Core/Keys - Lock core and 2 keys are used in P-Series lock housings. Indicate in order notes if a specific core number is required.
- Master Key - Single key which opens any P-Series lock.
- Extractor Key - Single key which extracts any P-Series lock core.
- Blank Key - Single uncut P-Series key to be cut as required by locksmith.
- Cut Key - 2 keys for a specific P-Series lock core number as indicated in the order notes.

All locks have removable and interchangeable plugs. This feature provides for on-site custom keying. Units can be supplied with the lock plugs installed or shipped separately. To install or remove lock plugs, a unique key is required. This key is the extractor (core-removal) key and can be found in the storage accessories portions of this price book. Contact customer service to order lock accessories. To order plugs for field installation, specify "lock plugs not installed" on order. Order must specify total quantity of specific key numbered locks.
Example: 30 plugs
3 keyed alike
10 keyed alike
17 keyed alike

Commercial Pack

This is the standard pack that KI offers on all files and storage products. This consists of a plastic poly bag placed over the unit, corrugated top and bottom cap, corner blocking and stretch wrap to keep the packaging intact.

Standard Paint Finishes

All KI products are iron phosphate treated prior to painting. This process enhances top coat bonding. Powder coat application is a highbred epoxy. The paint is baked on to provide a scratch and stain resistant surface. All inside and outside shell and front surfaces are painted with the same specified paint color. Interior components and accessories are painted a black finish. Mechanical components are black plated.

Color Match

KI offers the additional option of color matching paint, polypropylene, or wood stain through Product Modification Requests. Contact Customer Service for details.

INSTALLATION

Caution Labels

Caution and safety-related information is contained on a peel-off label affixed to the front of the cabinet. This label is to be removed by the customer.
Caution: Information is also permanently affixed to the left side of the top drawer. Both labels contain important installation and loading information

Installation Information

Complete instructions on the proper installation and use of KI files are provided in each file shipped. The instructions refer to correct methods of leveling, ganging and loading. Counterbalance weights should be installed in all single freestanding files.

Field Reconfiguration

As needs change, KI lateral files and storage cabinets can readily be field-changed; however, this process should be undertaken by a qualified service technician.

Inside Drawer and Shelf Dimensions*	30W x 18D Cabinet		36W x 18D Cabinet		42W x 18D Cabinet	
	W	D	W	D	W	D
10½" Drawer	26⅜"	15⅞"	32⅜"	15⅞"	38⅜"	15⅞"
12" Single Rollout Shelf	26⅜"	15⅞"	32⅜"	15⅞"	38⅜"	15⅞"
Blank Shelf	26⅜"	16⅞ ¹⁶ "	32⅜"	16⅞ ¹⁶ "	38⅜"	16⅞ ¹⁶ "
12"End Tab Filing Shelf	26⅜"	15⅜"	32⅜"	15⅜"	38⅜"	15⅜"
Slotted Shelf	26⅜"	15½"	32⅜"	15½"	38⅜"	15½"
12" Drawer	26⅜"	15⅞"	32⅜"	15⅞"	38⅜"	15⅞"
13½" Rollout Shelf	26⅜"	15⅞"	32⅜"	15⅞"	38⅜"	15⅞"
13½" Drawer	26⅜"	15⅞"	32⅜"	15⅞"	38⅜"	15⅞"
15"End Tab Filing Shelf	26⅜"	15⅜"	32⅜"	15⅜"	38⅜"	15⅜"
Cupboard	28½"	17"	34½"	17"	40½"	17"

* Dimensions have been taken from the front raised edge of rollout shelf. The inside clear dimension wide approximately ½" greater.

Hanging File Configurations			30W Cabinet	36W Cabinet	42W Cabinet
Letter	side-to-side	30FBA		36FBA	
	front-to-back	30FBA w(2)334FBK		36FBA w(2)334FBK	
Legal	side-to-side	30FBA		36FBA	
	front-to-back			36FBA w(2)334FBK	

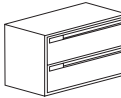
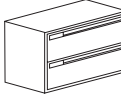
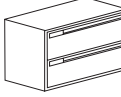
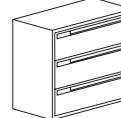
Inside Clear Height of Shelf and Drawer Options				
12" Rollout Shelf Behind Receding Door	Blank/Slotted Shelf Behind Receding Door	End Tab Shelf Behind Receding Door	Tie Bar Shelf Below Receding Door	Drawer
3"				
6"				
7½"				
9"				
10½"				
12"				
13½"				
15"				

Model Numbering System						
Each character in the basic model number corresponds to a specific unit feature.						
How to Build a Model Number						
Example: Preconfigured 700 Series Curve Lateral Files & Multimedia Storage						
S7CL	36	480	4D	BL	CBW50	334FBK
S7CL	Product name		700 Series Curve Lateral File			
36	Width		36" wide			
480	Interior height (nominal)		48" high			
4D	Type of unit		4 high, 4 drawer			
BL	Color code		Black			
CBW50	Optional		50# Counterbalance weight			
334FBK	Optional		Front-to-back filing bars			
Each internal component has a corresponding character:						
D	Drawer with side-to-side folder bars					
R	Receding door, rollout shelf with side-to-side folder bars					
E	End tab shelf with plate dividers					
HD	Hinged door cabinet with blank shelves					
HX	Hinged door cupboard without shelves					
OVHD	Overfile storage cabinet					
The 334 model number for accessories indicates the item may be used in all cabinet widths.						

Preconfigured Lateral Files
700 Series® Drawer Units



Preconfigured Lateral Files
700 Series® Drawer Units

			MODEL NUMBER									Counter-balance Weight add to list price
			Basic Model	Pull Option	Unit Color	Optional Counter-balance Weight	Lock Option	Lock Color				
MODEL	W x D x H								Approx. Packaged Weight	Delivered Pricing		
 S7LTU	23-15/16" File, 2 High <ul style="list-style-type: none">Two 10-1/2" drawers with FBA folder barsCounterbalance weights are required for freestanding units	30 x 18 x 23-15/16"	S7L/302102D	<input type="checkbox"/> <input type="checkbox"/> <input type="checkbox"/> <input type="checkbox"/>	<input type="checkbox"/> <input type="checkbox"/>	<input type="checkbox"/> <input type="checkbox"/> <input type="checkbox"/> <input type="checkbox"/> <input type="checkbox"/> <input type="checkbox"/>	<input type="checkbox"/> <input type="checkbox"/> <input type="checkbox"/>	<input type="checkbox"/> <input type="checkbox"/> <input type="checkbox"/>	110.0#	\$ 1181	\$ 233	
		36 x 18 x 23-15/16"	S7L/362102D	<input type="checkbox"/> <input type="checkbox"/> <input type="checkbox"/> <input type="checkbox"/>	<input type="checkbox"/> <input type="checkbox"/>	<input type="checkbox"/> <input type="checkbox"/> <input type="checkbox"/> <input type="checkbox"/> <input type="checkbox"/> <input type="checkbox"/>	<input type="checkbox"/> <input type="checkbox"/> <input type="checkbox"/>	<input type="checkbox"/> <input type="checkbox"/> <input type="checkbox"/>	120.0#	1328	233	
		42 x 18 x 23-15/16"	S7L/422102D	<input type="checkbox"/> <input type="checkbox"/> <input type="checkbox"/> <input type="checkbox"/>	<input type="checkbox"/> <input type="checkbox"/>	<input type="checkbox"/> <input type="checkbox"/> <input type="checkbox"/> <input type="checkbox"/> <input type="checkbox"/> <input type="checkbox"/>	<input type="checkbox"/> <input type="checkbox"/> <input type="checkbox"/>	<input type="checkbox"/> <input type="checkbox"/> <input type="checkbox"/>	130.0#	1447	233	
 S7LTU	27" File, 2 High <ul style="list-style-type: none">Two 12" drawers with FBA folder barsCounterbalance weights are required for freestanding units	30 x 18 x 27"	S7L/302402D	<input type="checkbox"/> <input type="checkbox"/> <input type="checkbox"/> <input type="checkbox"/>	<input type="checkbox"/> <input type="checkbox"/>	<input type="checkbox"/> <input type="checkbox"/> <input type="checkbox"/> <input type="checkbox"/> <input type="checkbox"/> <input type="checkbox"/>	<input type="checkbox"/> <input type="checkbox"/> <input type="checkbox"/>	<input type="checkbox"/> <input type="checkbox"/> <input type="checkbox"/>	110.0#	\$ 1181	\$ 233	
		36 x 18 x 27"	S7L/362402D	<input type="checkbox"/> <input type="checkbox"/> <input type="checkbox"/> <input type="checkbox"/>	<input type="checkbox"/> <input type="checkbox"/>	<input type="checkbox"/> <input type="checkbox"/> <input type="checkbox"/> <input type="checkbox"/> <input type="checkbox"/> <input type="checkbox"/>	<input type="checkbox"/> <input type="checkbox"/> <input type="checkbox"/>	<input type="checkbox"/> <input type="checkbox"/> <input type="checkbox"/>	120.0#	1328	233	
		42 x 18 x 27"	S7L/422402D	<input type="checkbox"/> <input type="checkbox"/> <input type="checkbox"/> <input type="checkbox"/>	<input type="checkbox"/> <input type="checkbox"/>	<input type="checkbox"/> <input type="checkbox"/> <input type="checkbox"/> <input type="checkbox"/> <input type="checkbox"/> <input type="checkbox"/>	<input type="checkbox"/> <input type="checkbox"/> <input type="checkbox"/>	<input type="checkbox"/> <input type="checkbox"/> <input type="checkbox"/>	130.0#	1447	233	
 S7LTU	30-1/16" File, 2 High <ul style="list-style-type: none">Two 13-1/2" drawers with FBA folder barsCounterbalance weights are required for freestanding units	30 x 18 x 30-1/16"	S7L/302702D	<input type="checkbox"/> <input type="checkbox"/> <input type="checkbox"/> <input type="checkbox"/>	<input type="checkbox"/> <input type="checkbox"/>	<input type="checkbox"/> <input type="checkbox"/> <input type="checkbox"/> <input type="checkbox"/> <input type="checkbox"/> <input type="checkbox"/>	<input type="checkbox"/> <input type="checkbox"/> <input type="checkbox"/>	<input type="checkbox"/> <input type="checkbox"/> <input type="checkbox"/>	115.0#	\$ 1181	\$ 233	
		36 x 18 x 30-1/16"	S7L/362702D	<input type="checkbox"/> <input type="checkbox"/> <input type="checkbox"/> <input type="checkbox"/>	<input type="checkbox"/> <input type="checkbox"/>	<input type="checkbox"/> <input type="checkbox"/> <input type="checkbox"/> <input type="checkbox"/> <input type="checkbox"/> <input type="checkbox"/>	<input type="checkbox"/> <input type="checkbox"/> <input type="checkbox"/>	<input type="checkbox"/> <input type="checkbox"/> <input type="checkbox"/>	125.0#	1328	233	
		42 x 18 x 30-1/16"	S7L/422702D	<input type="checkbox"/> <input type="checkbox"/> <input type="checkbox"/> <input type="checkbox"/>	<input type="checkbox"/> <input type="checkbox"/>	<input type="checkbox"/> <input type="checkbox"/> <input type="checkbox"/> <input type="checkbox"/> <input type="checkbox"/> <input type="checkbox"/>	<input type="checkbox"/> <input type="checkbox"/> <input type="checkbox"/>	<input type="checkbox"/> <input type="checkbox"/> <input type="checkbox"/>	135.0#	1447	233	
 S7LTU	39-1/4" File, 3 High <ul style="list-style-type: none">Three 12" drawers with FBA folder barsCounterbalance weights are required for freestanding units	30 x 18 x 39-1/4"	S7L/303603D	<input type="checkbox"/> <input type="checkbox"/> <input type="checkbox"/> <input type="checkbox"/>	<input type="checkbox"/> <input type="checkbox"/>	<input type="checkbox"/> <input type="checkbox"/> <input type="checkbox"/> <input type="checkbox"/> <input type="checkbox"/> <input type="checkbox"/>	<input type="checkbox"/> <input type="checkbox"/> <input type="checkbox"/>	<input type="checkbox"/> <input type="checkbox"/> <input type="checkbox"/>	140.0#	\$ 1582	\$ 233	
		36 x 18 x 39-1/4"	S7L/363603D	<input type="checkbox"/> <input type="checkbox"/> <input type="checkbox"/> <input type="checkbox"/>	<input type="checkbox"/> <input type="checkbox"/>	<input type="checkbox"/> <input type="checkbox"/> <input type="checkbox"/> <input type="checkbox"/> <input type="checkbox"/> <input type="checkbox"/>	<input type="checkbox"/> <input type="checkbox"/> <input type="checkbox"/>	<input type="checkbox"/> <input type="checkbox"/> <input type="checkbox"/>	150.0#	1789	233	
		42 x 18 x 39-1/4"	S7L/423603D	<input type="checkbox"/> <input type="checkbox"/> <input type="checkbox"/> <input type="checkbox"/>	<input type="checkbox"/> <input type="checkbox"/>	<input type="checkbox"/> <input type="checkbox"/> <input type="checkbox"/> <input type="checkbox"/> <input type="checkbox"/> <input type="checkbox"/>	<input type="checkbox"/> <input type="checkbox"/> <input type="checkbox"/>	<input type="checkbox"/> <input type="checkbox"/> <input type="checkbox"/>	170.0#	1996	233	
			A	B	C	D	E	F				

HOW TO ORDER

Indicate the following information on order form:

- Quantity of each item.
- Model number, including options. See "How To Build a Model Number".
- Any special service required.

Note:

- The ☐ indicates that a choice is required.
- The absence of the ☐ indicates that no choice is required.
- Alpha-numeric characters in place of ☐ indicate that no other alternatives are available.

HOW TO BUILD A MODEL NUMBER

ASelect basic model.

BSelect pull option.

ALBT

- Aluminum bow tie pull

ALMT

- Aluminum metric pull

ARCN

- Arc nickel pull

CLSC

- Classic (inset pull)

CZP

- Connection Zone pull

CSelect unit and drawer color.

Refer to the **Product Color Options** page in this price list.

DSelect counterbalance weight.

CBW

- With Counterbalance

NOCBW

- No Counterbalance

See pricing column for counterbalance weight upcharge.

ESelect lock option.

KS

- Key standard

NLC

- No lock core

KA

- Key alike

FSelect lock color.

Refer to the **Product Color Options** page in this price list.

INFORMATION

Folder Bars
Files are configured for side-to-side media storage. For alternative configurations, see the General Information section.

Height
All dimensions shown include 1/8" allowance for glides in recessed position.

Accessories
See accessory section for accessories that can be ordered separately.

Weights
Figures provided are approximate and reflect packaged product without additional accessories.

SPECIAL SERVICES

Special Carton Marking
With specially marked information N/C

Shipping
Ships **assembled, FOB Pembroke, ON K8A 0E1, freight prepaid.** Freight class 70.

Specifications and prices are subject to change without prior notice.


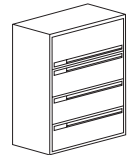

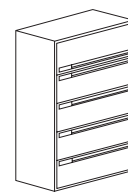
Preconfigured Lateral Files

700 Series® Drawer Units



Preconfigured Lateral Files

700 Series® Drawer Units

			MODEL NUMBER									Counter- balance Weight add to list price
			Basic Model	Pull Option	Unit Color	Optional Counter- balance Weight	Lock Option	Lock Color				
MODEL		W x D x H							Approx. Packaged Weight	Delivered Pricing		
	51-1/2" File, 4 High <ul style="list-style-type: none">• Four 12" drawers with FBA folder bars• Counterbalance weights are required for freestanding units	30 x 18 x 51-1/2"	S7L/304804D	<input type="checkbox"/> <input type="checkbox"/> <input type="checkbox"/> <input type="checkbox"/>	<input type="checkbox"/>	<input type="checkbox"/> <input type="checkbox"/> <input type="checkbox"/> <input type="checkbox"/> <input type="checkbox"/>	<input type="checkbox"/> <input type="checkbox"/>	<input type="checkbox"/> <input type="checkbox"/>	180.0#	\$ 1982	\$ 180	
		36 x 18 x 51-1/2"	S7L/364804D	<input type="checkbox"/> <input type="checkbox"/> <input type="checkbox"/> <input type="checkbox"/>	<input type="checkbox"/>	<input type="checkbox"/> <input type="checkbox"/> <input type="checkbox"/> <input type="checkbox"/> <input type="checkbox"/>	<input type="checkbox"/> <input type="checkbox"/>	<input type="checkbox"/> <input type="checkbox"/>	200.0#	2312	180	
		42 x 18 x 51-1/2"	S7L/424804D	<input type="checkbox"/> <input type="checkbox"/> <input type="checkbox"/> <input type="checkbox"/>	<input type="checkbox"/>	<input type="checkbox"/> <input type="checkbox"/> <input type="checkbox"/> <input type="checkbox"/> <input type="checkbox"/>	<input type="checkbox"/> <input type="checkbox"/>	<input type="checkbox"/> <input type="checkbox"/>	220.0#	2625	180	
	S7LTU											
	54-9/16" File, 4 High <ul style="list-style-type: none">• One 15" receding door/end tab shelf with 3 plate dividers• Three 12" drawers with FBA folder bars• Counterbalance weights are required for freestanding units	30 x 18 x 54-9/16"	S7L/305104D	<input type="checkbox"/> <input type="checkbox"/> <input type="checkbox"/> <input type="checkbox"/>	<input type="checkbox"/>	<input type="checkbox"/> <input type="checkbox"/> <input type="checkbox"/> <input type="checkbox"/> <input type="checkbox"/>	<input type="checkbox"/> <input type="checkbox"/>	<input type="checkbox"/> <input type="checkbox"/>	170.0#	\$ 2277	\$ 180	
		36 x 18 x 54-9/16"	S7L/365104D	<input type="checkbox"/> <input type="checkbox"/> <input type="checkbox"/> <input type="checkbox"/>	<input type="checkbox"/>	<input type="checkbox"/> <input type="checkbox"/> <input type="checkbox"/> <input type="checkbox"/> <input type="checkbox"/>	<input type="checkbox"/> <input type="checkbox"/>	<input type="checkbox"/> <input type="checkbox"/>	190.0#	2446	180	
		42 x 18 x 54-9/16"	S7L/425104D	<input type="checkbox"/> <input type="checkbox"/> <input type="checkbox"/> <input type="checkbox"/>	<input type="checkbox"/>	<input type="checkbox"/> <input type="checkbox"/> <input type="checkbox"/> <input type="checkbox"/> <input type="checkbox"/>	<input type="checkbox"/> <input type="checkbox"/>	<input type="checkbox"/> <input type="checkbox"/>	210.0#	2925	180	
	S7LTU											
	56-3/32" File, 5 High <ul style="list-style-type: none">• Five 10-1/2" drawers with FBA folder bars• Counterbalance weights are required for freestanding units	30 x 18 x 56-3/32"	S7L/305255D	<input type="checkbox"/> <input type="checkbox"/> <input type="checkbox"/> <input type="checkbox"/>	<input type="checkbox"/>	<input type="checkbox"/> <input type="checkbox"/> <input type="checkbox"/> <input type="checkbox"/> <input type="checkbox"/>	<input type="checkbox"/> <input type="checkbox"/>	<input type="checkbox"/> <input type="checkbox"/>	235.0#	\$ 2565	\$ 180	
		36 x 18 x 56-3/32"	S7L/365255D	<input type="checkbox"/> <input type="checkbox"/> <input type="checkbox"/> <input type="checkbox"/>	<input type="checkbox"/>	<input type="checkbox"/> <input type="checkbox"/> <input type="checkbox"/> <input type="checkbox"/> <input type="checkbox"/>	<input type="checkbox"/> <input type="checkbox"/>	<input type="checkbox"/> <input type="checkbox"/>	255.0#	2779	180	
		42 x 18 x 56-3/32"	S7L/425255D	<input type="checkbox"/> <input type="checkbox"/> <input type="checkbox"/> <input type="checkbox"/>	<input type="checkbox"/>	<input type="checkbox"/> <input type="checkbox"/> <input type="checkbox"/> <input type="checkbox"/> <input type="checkbox"/>	<input type="checkbox"/> <input type="checkbox"/>	<input type="checkbox"/> <input type="checkbox"/>	275.0#	2999	180	
	S7LTU											
	59-5/32" File, 5 High <ul style="list-style-type: none">• One 12" receding door/rollout shelf with 3 plate dividers• One 12" drawer with FBA folder bars• Three 10-1/2" drawers with FBA folder bars• Counterbalance weights are required for freestanding units	30 x 18 x 59-5/32"	S7L/305555D	<input type="checkbox"/> <input type="checkbox"/> <input type="checkbox"/> <input type="checkbox"/>	<input type="checkbox"/>	<input type="checkbox"/> <input type="checkbox"/> <input type="checkbox"/> <input type="checkbox"/> <input type="checkbox"/>	<input type="checkbox"/> <input type="checkbox"/>	<input type="checkbox"/> <input type="checkbox"/>	200.0#	\$ 2362	\$ 180	
		36 x 18 x 59-5/32"	S7L/365555D	<input type="checkbox"/> <input type="checkbox"/> <input type="checkbox"/> <input type="checkbox"/>	<input type="checkbox"/>	<input type="checkbox"/> <input type="checkbox"/> <input type="checkbox"/> <input type="checkbox"/> <input type="checkbox"/>	<input type="checkbox"/> <input type="checkbox"/>	<input type="checkbox"/> <input type="checkbox"/>	215.0#	2706	180	
		42 x 18 x 59-5/32"	S7L/425555D	<input type="checkbox"/> <input type="checkbox"/> <input type="checkbox"/> <input type="checkbox"/>	<input type="checkbox"/>	<input type="checkbox"/> <input type="checkbox"/> <input type="checkbox"/> <input type="checkbox"/> <input type="checkbox"/>	<input type="checkbox"/> <input type="checkbox"/>	<input type="checkbox"/> <input type="checkbox"/>	230.0#	3061	180	
	S7LTU											
			A	B	C	D	E	F				

HOW TO ORDER

- Indicate the following information on order form:
- Quantity of each item.
 - Model number, including options. See "How To Build a Model Number".
 - Any special service required.

Note:

- The ☐ indicates that a choice is required.
- The absence of the ☐ indicates that no choice is required.
- Alpha-numeric characters in place of ☐ indicate that no other alternatives are available.

HOW TO BUILD A MODEL NUMBER

ASelect basic model.

BSelect pull option.

ALBT

- Aluminum bow tie pull

ALMT

- Aluminum metric pull

ARCN

- Arc nickel pull

CLSC

- Classic (inset pull)

CZP

- Connection Zone pull

CSelect unit and drawer color.

Refer to the **Product Color Options** page in this price list.

DSelect counterbalance weight.

CBW

- With Counterbalance

NOCBW

- No Counterbalance

See pricing column for counterbalance weight upcharge.

ESelect lock option.

KS

- Key standard

NLC

- No lock core

KA

- Key alike

FSelect lock color.

Refer to the **Product Color Options** page in this price list.

INFORMATION

- Folder Bars**
Files are configured for side-to-side media storage. For alternative configurations, see the General Information section.
- Height**
All dimensions shown include 1/8" allowance for glides in recessed position.
- Accessories**
See accessory section for accessories that can be ordered separately.
- Weights**
Figures provided are approximate and reflect packaged product without additional accessories.

SPECIAL SERVICES

Special Carton Marking

With specially marked informationN/C

Shipping

Ships **assembled, FOB Pembroke, ON K8A 0E1, freight prepaid.** Freight class 70.

Specifications and prices are subject to change without prior notice.

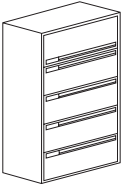
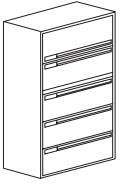
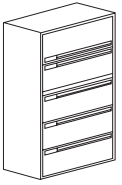
Preconfigured Lateral Files

700 Series® Drawer Units



Preconfigured Lateral Files

700 Series® Drawer Units

			MODEL NUMBER									Counter- balance Weight add to list price
MODEL	W x D x H		Basic Model	Pull Option	Unit Color	Optional Counter- balance Weight	Lock Option	Lock Color		Approx. Packaged Weight	Delivered Pricing	
	63-3/4" File, 5 High	30 x 18 x 63-3/4"	S7L/306005D	<input type="checkbox"/> <input type="checkbox"/> <input type="checkbox"/> <input type="checkbox"/>	<input type="checkbox"/> <input type="checkbox"/>	<input type="checkbox"/> <input type="checkbox"/> <input type="checkbox"/> <input type="checkbox"/> <input type="checkbox"/> <input type="checkbox"/>	<input type="checkbox"/> <input type="checkbox"/> <input type="checkbox"/>	<input type="checkbox"/> <input type="checkbox"/> <input type="checkbox"/>		230.0#	\$ 2362	\$ 180
	• One 12" receding door/rollout shelf with 3 plate dividers	36 x 18 x 63-3/4"	S7L/366005D	<input type="checkbox"/> <input type="checkbox"/> <input type="checkbox"/> <input type="checkbox"/>	<input type="checkbox"/> <input type="checkbox"/>	<input type="checkbox"/> <input type="checkbox"/> <input type="checkbox"/> <input type="checkbox"/> <input type="checkbox"/> <input type="checkbox"/>	<input type="checkbox"/> <input type="checkbox"/> <input type="checkbox"/>	<input type="checkbox"/> <input type="checkbox"/> <input type="checkbox"/>		250.0#	2706	180
	• Four 12" drawers with FBA folding bars	42 x 18 x 63-3/4"	S7L/426005D	<input type="checkbox"/> <input type="checkbox"/> <input type="checkbox"/> <input type="checkbox"/>	<input type="checkbox"/> <input type="checkbox"/>	<input type="checkbox"/> <input type="checkbox"/> <input type="checkbox"/> <input type="checkbox"/> <input type="checkbox"/> <input type="checkbox"/>	<input type="checkbox"/> <input type="checkbox"/> <input type="checkbox"/>	<input type="checkbox"/> <input type="checkbox"/> <input type="checkbox"/>		270.0#	3061	180
	• Counterbalance weights are required for freestanding units											
S7LTU												
	65-9/32" File, 5 High	30 x 18 x 65-9/32"	S7L/306155D	<input type="checkbox"/> <input type="checkbox"/> <input type="checkbox"/> <input type="checkbox"/>	<input type="checkbox"/> <input type="checkbox"/>	<input type="checkbox"/> <input type="checkbox"/> <input type="checkbox"/> <input type="checkbox"/> <input type="checkbox"/> <input type="checkbox"/>	<input type="checkbox"/> <input type="checkbox"/> <input type="checkbox"/>	<input type="checkbox"/> <input type="checkbox"/> <input type="checkbox"/>		230.0#	\$ 2362	\$ 180
	• One 12" receding door/rollout shelf with 3 plate dividers	30 x 18 x 65-9/32"	S7L/306155DP	<input type="checkbox"/> <input type="checkbox"/> <input type="checkbox"/> <input type="checkbox"/>	<input type="checkbox"/> <input type="checkbox"/>	<input type="checkbox"/> <input type="checkbox"/> <input type="checkbox"/> <input type="checkbox"/> <input type="checkbox"/> <input type="checkbox"/>	<input type="checkbox"/> <input type="checkbox"/> <input type="checkbox"/>	<input type="checkbox"/> <input type="checkbox"/> <input type="checkbox"/>		255.0#	2523	180
	• DP model replaces 1-1/2" tie bar with a 1-1/2" posting shelf	36 x 18 x 65-9/32"	S7L/366155D	<input type="checkbox"/> <input type="checkbox"/> <input type="checkbox"/> <input type="checkbox"/>	<input type="checkbox"/> <input type="checkbox"/>	<input type="checkbox"/> <input type="checkbox"/> <input type="checkbox"/> <input type="checkbox"/> <input type="checkbox"/> <input type="checkbox"/>	<input type="checkbox"/> <input type="checkbox"/> <input type="checkbox"/>	<input type="checkbox"/> <input type="checkbox"/> <input type="checkbox"/>		250.0#	2706	180
	• Four 12" drawers with FBA folder bars	36 x 18 x 65-9/32"	S7L/366155DP	<input type="checkbox"/> <input type="checkbox"/> <input type="checkbox"/> <input type="checkbox"/>	<input type="checkbox"/> <input type="checkbox"/>	<input type="checkbox"/> <input type="checkbox"/> <input type="checkbox"/> <input type="checkbox"/> <input type="checkbox"/> <input type="checkbox"/>	<input type="checkbox"/> <input type="checkbox"/> <input type="checkbox"/>	<input type="checkbox"/> <input type="checkbox"/> <input type="checkbox"/>		270.0#	2870	180
	• Counterbalance weights are required for freestanding units	42 x 18 x 65-9/32"	S7L/426155D	<input type="checkbox"/> <input type="checkbox"/> <input type="checkbox"/> <input type="checkbox"/>	<input type="checkbox"/> <input type="checkbox"/>	<input type="checkbox"/> <input type="checkbox"/> <input type="checkbox"/> <input type="checkbox"/> <input type="checkbox"/> <input type="checkbox"/>	<input type="checkbox"/> <input type="checkbox"/> <input type="checkbox"/>	<input type="checkbox"/> <input type="checkbox"/> <input type="checkbox"/>		270.0#	3061	180
	• One 1-1/2" tie bar or posting shelf is located above the 3rd opening from the bottom	42 x 18 x 65-9/32"	S7L/426155DP	<input type="checkbox"/> <input type="checkbox"/> <input type="checkbox"/> <input type="checkbox"/>	<input type="checkbox"/> <input type="checkbox"/>	<input type="checkbox"/> <input type="checkbox"/> <input type="checkbox"/> <input type="checkbox"/> <input type="checkbox"/> <input type="checkbox"/>	<input type="checkbox"/> <input type="checkbox"/> <input type="checkbox"/>	<input type="checkbox"/> <input type="checkbox"/> <input type="checkbox"/>		315.0#	3221	180
S7LTU												
	68-11/32" File, 5 High	30 x 18 x 68-11/32"	S7L/306455D	<input type="checkbox"/> <input type="checkbox"/> <input type="checkbox"/> <input type="checkbox"/>	<input type="checkbox"/> <input type="checkbox"/>	<input type="checkbox"/> <input type="checkbox"/> <input type="checkbox"/> <input type="checkbox"/> <input type="checkbox"/> <input type="checkbox"/>	<input type="checkbox"/> <input type="checkbox"/> <input type="checkbox"/>	<input type="checkbox"/> <input type="checkbox"/> <input type="checkbox"/>		225.0#	\$ 2760	\$ 180
	• One 15" receding door/end tab shelf with 3 plate dividers	36 x 18 x 68-11/32"	S7L/366455D	<input type="checkbox"/> <input type="checkbox"/> <input type="checkbox"/> <input type="checkbox"/>	<input type="checkbox"/> <input type="checkbox"/>	<input type="checkbox"/> <input type="checkbox"/> <input type="checkbox"/> <input type="checkbox"/> <input type="checkbox"/> <input type="checkbox"/>	<input type="checkbox"/> <input type="checkbox"/> <input type="checkbox"/>	<input type="checkbox"/> <input type="checkbox"/> <input type="checkbox"/>		240.0#	2938	180
	• 1-1/2" structural filler shelf on 42" wide	42 x 18 x 68-11/32"	S7L/426455D	<input type="checkbox"/> <input type="checkbox"/> <input type="checkbox"/> <input type="checkbox"/>	<input type="checkbox"/> <input type="checkbox"/>	<input type="checkbox"/> <input type="checkbox"/> <input type="checkbox"/> <input type="checkbox"/> <input type="checkbox"/> <input type="checkbox"/>	<input type="checkbox"/> <input type="checkbox"/> <input type="checkbox"/>	<input type="checkbox"/> <input type="checkbox"/> <input type="checkbox"/>		275.0#	3352	180
	• Four 12" drawers with FBA folder bars											
	• Counterbalance weights are required for freestanding units											
	• One 1-1/2" tie bar is located above the 3rd opening from the bottom											
S7LTU												
			A	B	C	D	E	F				

HOW TO ORDER

- Indicate the following information on order form:
- Quantity of each item.
 - Model number, including options. See "How To Build a Model Number".
 - Any special service required.

Note:

- The ☐ indicates that a choice is required.
- The absence of the ☐ indicates that no choice is required.
- Alpha-numeric characters in place of ☐ indicate that no other alternatives are available.

HOW TO BUILD A MODEL NUMBER

ASelect basic model.

BSelect pull option.

CSelect unit and drawer color.

DSelect counterbalance weight.

ESelect lock option.

FSelect lock color.

Refer to the **Product Color Options** page in this price list.

ALBT - Aluminum bow tie pull

ALMT - Aluminum metric pull

ARCN - Arc nickel pull

CLSC - Classic (inset pull)

CZP - Connection Zone pull

CBW - With Counterbalance

NOCBW - No Counterbalance

See pricing column for counterbalance weight upcharge.

KS - Key standard

NLC - No lock core

KA - Key alike

INFORMATION

Folder Bars
Files are configured for side-to-side media storage. For alternative configurations, see the General Information section.

Height
All dimensions shown include 1/8" allowance for glides in recessed position.

Accessories
See accessory section for accessories that can be ordered separately.

Weights
Figures provided are approximate and reflect packaged product without additional accessories.

SPECIAL SERVICES

Special Carton Marking

With specially marked information N/C

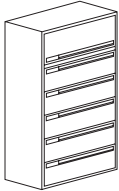
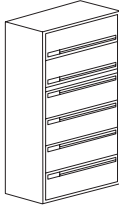
Shipping
Ships **assembled, FOB Pembroke, ON K8A 0E1, freight prepaid.** Freight class 70.

Specifications and prices are subject to change without prior notice.

Preconfigured Lateral Files
700 Series® Drawer Units



Preconfigured Lateral Files
700 Series® Drawer Units

			MODEL NUMBER									Counter- balance Weight add to list price
			Basic Model	Pull Option	Unit Color	Optional Counter- balance Weight	Lock Option	Lock Color				
	MODEL	W x D x H							Approx. Packaged Weight	Delivered Pricing		
	71-13/32" File, 6 High	30 x 18 x 71-13/32"	S7L/306756D	<input type="checkbox"/> <input type="checkbox"/> <input type="checkbox"/> <input type="checkbox"/>	<input type="checkbox"/> <input type="checkbox"/>	<input type="checkbox"/> <input type="checkbox"/> <input type="checkbox"/> <input type="checkbox"/> <input type="checkbox"/> <input type="checkbox"/>	<input type="checkbox"/> <input type="checkbox"/> <input type="checkbox"/> <input type="checkbox"/>	<input type="checkbox"/> <input type="checkbox"/> <input type="checkbox"/> <input type="checkbox"/>	270.0#	\$ 3203		\$ 180
	• One 13-1/2" receding door	36 x 18 x 71-13/32"	S7L/366756D	<input type="checkbox"/> <input type="checkbox"/> <input type="checkbox"/> <input type="checkbox"/>	<input type="checkbox"/> <input type="checkbox"/>	<input type="checkbox"/> <input type="checkbox"/> <input type="checkbox"/> <input type="checkbox"/> <input type="checkbox"/> <input type="checkbox"/>	<input type="checkbox"/> <input type="checkbox"/> <input type="checkbox"/> <input type="checkbox"/>	<input type="checkbox"/> <input type="checkbox"/> <input type="checkbox"/> <input type="checkbox"/>	300.0#	3540		180
	• One 1-1/2" tie bar slotted shelf with 3 plate dividers on 30" and 36" wide	42 x 18 x 71-13/32"	S7L/426756D	<input type="checkbox"/> <input type="checkbox"/> <input type="checkbox"/> <input type="checkbox"/>	<input type="checkbox"/> <input type="checkbox"/>	<input type="checkbox"/> <input type="checkbox"/> <input type="checkbox"/> <input type="checkbox"/> <input type="checkbox"/> <input type="checkbox"/>	<input type="checkbox"/> <input type="checkbox"/> <input type="checkbox"/> <input type="checkbox"/>	<input type="checkbox"/> <input type="checkbox"/> <input type="checkbox"/> <input type="checkbox"/>	345.0#	4040		180
	• 1-1/2" structural filler shelf on 42" wide											
	• Five 10-1/2" drawers with FBA folder bars											
	• Counterbalance weights are required for freestanding units											
S7LTU												
	77-17/32" File, 6 High	30 x 18 x 77-17/32"	S7L/307356D	CLSC	<input type="checkbox"/> <input type="checkbox"/>	<input type="checkbox"/> <input type="checkbox"/> <input type="checkbox"/> <input type="checkbox"/> <input type="checkbox"/> <input type="checkbox"/>	<input type="checkbox"/> <input type="checkbox"/> <input type="checkbox"/> <input type="checkbox"/>	<input type="checkbox"/> <input type="checkbox"/> <input type="checkbox"/> <input type="checkbox"/>	270.0#	\$ 2861		\$ 180
	• One 12" receding door/end tab shelf with plate dividers	36 x 18 x 77-17/32"	S7L/367356D	CLSC	<input type="checkbox"/> <input type="checkbox"/>	<input type="checkbox"/> <input type="checkbox"/> <input type="checkbox"/> <input type="checkbox"/> <input type="checkbox"/> <input type="checkbox"/>	<input type="checkbox"/> <input type="checkbox"/> <input type="checkbox"/> <input type="checkbox"/>	<input type="checkbox"/> <input type="checkbox"/> <input type="checkbox"/> <input type="checkbox"/>	295.0#	3283		180
	• One 12" receding door/rollout shelf with 3 plate dividers	42 x 18 x 77-17/32"	S7L/427356D	CLSC	<input type="checkbox"/> <input type="checkbox"/>	<input type="checkbox"/> <input type="checkbox"/> <input type="checkbox"/> <input type="checkbox"/> <input type="checkbox"/> <input type="checkbox"/>	<input type="checkbox"/> <input type="checkbox"/> <input type="checkbox"/> <input type="checkbox"/>	<input type="checkbox"/> <input type="checkbox"/> <input type="checkbox"/> <input type="checkbox"/>	339.0#	3749		180
	• One 1-1/2" tie bar											
	• 1-1/2" structural filler shelf on 42" wide											
	• Four 12" drawers with FBA folder bars											
	• Counterbalance weights are required for freestanding units											
S7LTU												
			A	B	C	D	E	F				

HOW TO ORDER

- Indicate the following information on order form:
- Quantity of each item.
 - Model number, including options. See "How To Build a Model Number".
 - Any special service required.

Note:

- The ☐ indicates that a choice is required.
- The absence of the ☐ indicates that no choice is required.
- Alpha-numeric characters in place of ☐ indicate that no other alternatives are available.

HOW TO BUILD A MODEL NUMBER

A Select basic model.

B Select pull option.

C Select unit and drawer color.

D Select counterbalance weight.

E Select lock option.

ALBT - Aluminum bow tie pull

ALMT - Aluminum metric pull

ARCN - Arc nickel pull

CLSC - Classic (inset pull)

CZP - Connection Zone pull

CBW - With Counterbalance

NOCBW - No Counterbalance

See pricing column for counterbalance weight upcharge.

KS - Key standard

NLC - No lock core

KA - Key alike

F Select lock color.

Refer to the **Product Color Options** page in this price list.

INFORMATION

- Folder Bars**
Files are configured for side-to-side media storage. For alternative configurations, see the General Information section.
- Height**
All dimensions shown include 1/8" allowance for glides in recessed position.
- Accessories**
See accessory section for accessories that can be ordered separately.
- Weights**
Figures provided are approximate and reflect packaged product without additional accessories.

SPECIAL SERVICES

Special Carton Marking

With specially marked information	N/C
-----------------------------------	-----

Shipping
Ships **assembled, FOB Pembroke, ON K8A 0E1, freight prepaid.** Freight class 70.

Specifications and prices are subject to change without prior notice.


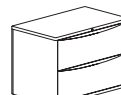
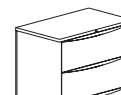
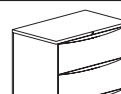
Preconfigured Lateral Files

700 Series® Curve Drawer Units



Preconfigured Lateral Files

700 Series® Curve Drawer Units

			MODEL NUMBER											
			Basic Model	Dimpled	Unit Color	Pull Color	Optional Counter-balance Weight	Lock Option	Lock Color					
MODEL			W x D											Approx. Packaged Weight
	23-15/16" File, 2 High <ul style="list-style-type: none">Two 10-1/2" drawers with FBA folder barsCounterbalance weights are required for freestanding units	30 x 18"	S7CL302102D	<input type="checkbox"/>	<input type="checkbox"/>	<input type="checkbox"/>	<input type="checkbox"/>	<input type="checkbox"/>	<input type="checkbox"/>	<input type="checkbox"/>	110.0#	\$ 1323	\$ 25	\$ 233
		36 x 18"	S7CL362102D	<input type="checkbox"/>	<input type="checkbox"/>	<input type="checkbox"/>	<input type="checkbox"/>	<input type="checkbox"/>	<input type="checkbox"/>	<input type="checkbox"/>	120.0#	1487	30	233
		42 x 18"	S7CL422102D	<input type="checkbox"/>	<input type="checkbox"/>	<input type="checkbox"/>	<input type="checkbox"/>	<input type="checkbox"/>	<input type="checkbox"/>	<input type="checkbox"/>	130.0#	1622	33	233
S7CL														
	27" File, 2 High <ul style="list-style-type: none">Two 12" drawers with FBA folder barsCounterbalance weights are required for freestanding units	30 x 18"	S7CL302402D	<input type="checkbox"/>	<input type="checkbox"/>	<input type="checkbox"/>	<input type="checkbox"/>	<input type="checkbox"/>	<input type="checkbox"/>	<input type="checkbox"/>	110.0#	\$ 1323	\$ 25	\$ 233
		36 x 18"	S7CL362402D	<input type="checkbox"/>	<input type="checkbox"/>	<input type="checkbox"/>	<input type="checkbox"/>	<input type="checkbox"/>	<input type="checkbox"/>	<input type="checkbox"/>	120.0#	1487	30	233
		42 x 18"	S7CL422402D	<input type="checkbox"/>	<input type="checkbox"/>	<input type="checkbox"/>	<input type="checkbox"/>	<input type="checkbox"/>	<input type="checkbox"/>	<input type="checkbox"/>	130.0#	1622	33	233
S7CL														
	39-1/4" File, 3 High <ul style="list-style-type: none">Three 12" drawers with FBA folder barsCounterbalance weights are required for freestanding units	30 x 18"	S7CL303603D	<input type="checkbox"/>	<input type="checkbox"/>	<input type="checkbox"/>	<input type="checkbox"/>	<input type="checkbox"/>	<input type="checkbox"/>	<input type="checkbox"/>	140.0#	\$ 1773	\$ 36	\$ 233
		36 x 18"	S7CL363603D	<input type="checkbox"/>	<input type="checkbox"/>	<input type="checkbox"/>	<input type="checkbox"/>	<input type="checkbox"/>	<input type="checkbox"/>	<input type="checkbox"/>	150.0#	2010	41	233
		42 x 18"	S7CL423603D	<input type="checkbox"/>	<input type="checkbox"/>	<input type="checkbox"/>	<input type="checkbox"/>	<input type="checkbox"/>	<input type="checkbox"/>	<input type="checkbox"/>	170.0#	2235	46	233
S7CL														
	51-1/2" File, 4 High <ul style="list-style-type: none">Four 12" drawers with FBA folder barsCounterbalance weights are required for freestanding units	30 x 18"	S7CL304804D	<input type="checkbox"/>	<input type="checkbox"/>	<input type="checkbox"/>	<input type="checkbox"/>	<input type="checkbox"/>	<input type="checkbox"/>	<input type="checkbox"/>	180.0#	\$ 2221	\$ 44	\$ 180
		36 x 18"	S7CL364804D	<input type="checkbox"/>	<input type="checkbox"/>	<input type="checkbox"/>	<input type="checkbox"/>	<input type="checkbox"/>	<input type="checkbox"/>	<input type="checkbox"/>	200.0#	2593	50	180
		42 x 18"	S7CL424804D	<input type="checkbox"/>	<input type="checkbox"/>	<input type="checkbox"/>	<input type="checkbox"/>	<input type="checkbox"/>	<input type="checkbox"/>	<input type="checkbox"/>	220.0#	2938	59	180
S7CL														
							</							

HOW TO ORDER

Indicate the following information on order form:

- Quantity of each item.
- Model number, including options. See "How To Build a Model Number".
- Any special service required.

Note:

- The ☐ indicates that a choice is required.
- The absence of the ☐ indicates that no choice is required.
- Alpha-numeric characters in place of ☐ indicate that no other alternatives are available.

HOW TO BUILD A MODEL NUMBER

- A**Select basic model.
- B**Select flat or dimpled front.

D - Dimpled

F - Flat

See upcharge column for D option.
- C**Select unit and drawer color.

Refer to the **Product Color Options** page in this price list.
- D**Select drawer pull color.

Refer to the **Product Color Options** page in this price list.
- E**Select counterbalance weight.

CBW - With Counterbalance

NOCBW - No Counterbalance

See pricing column for counterbalance weight upcharge.
- F**Select lock option.

KS - Key standard

- NLC - No lock core

KA - Key alike
- G**Select lock color.

Refer to the **Product Color Options** page in this price list.

INFORMATION

Folder Bars
Files are configured for side-to-side media storage. For alternative configurations, see the General Information section.

Height
All dimensions shown include 1/8" allowance for glides in recessed position.

Accessories
See accessory section for accessories that can be ordered separately.

Weights
Figures provided are approximate and reflect packaged product without additional accessories.

SPECIAL SERVICES

Special Carton Marking
With specially marked information N/C

Shipping
Ships **assembled, FOB Pembroke, ON K8A 0E1, freight prepaid.** Freight class 70.

Specifications and prices are subject to change without prior notice.

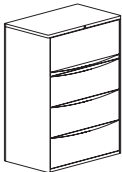
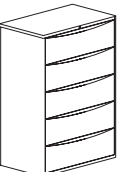
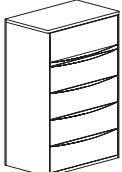

Preconfigured Lateral Files

700 Series® Curve Drawer Units



Preconfigured Lateral Files

700 Series® Curve Drawer Units

			MODEL NUMBER											
	MODEL	W x D								Approx. Packaged Weight	Delivered Pricing		Dimpled Front add to list price	Counter-balance Weight add to list price
			Basic Model	Dimpled	Unit Color	Pull Color	Optional Counter-balance Weight	Lock Option	Lock Color					
	54-9/16" File, 4 High	30 x 18"	S7CL305104D	<input type="checkbox"/>	<input type="checkbox"/> <input type="checkbox"/>	<input type="checkbox"/> <input type="checkbox"/> <input type="checkbox"/> <input type="checkbox"/> <input type="checkbox"/> <input type="checkbox"/>	<input type="checkbox"/> <input type="checkbox"/> <input type="checkbox"/> <input type="checkbox"/> <input type="checkbox"/> <input type="checkbox"/>	<input type="checkbox"/> <input type="checkbox"/>	<input type="checkbox"/> <input type="checkbox"/>	170.0#	\$ 2549		\$ 48	\$ 180
	<ul style="list-style-type: none">• One 13-1/2" receding door/end tab shelf with 3 plate dividers• 1-1/2" tie bar shelf• Three 12" drawers with FBA folder bars• Counterbalance weights are required for freestanding units	36 x 18"	S7CL365104D	<input type="checkbox"/>	<input type="checkbox"/> <input type="checkbox"/>	<input type="checkbox"/> <input type="checkbox"/> <input type="checkbox"/> <input type="checkbox"/> <input type="checkbox"/> <input type="checkbox"/>	<input type="checkbox"/> <input type="checkbox"/> <input type="checkbox"/> <input type="checkbox"/> <input type="checkbox"/> <input type="checkbox"/>	<input type="checkbox"/> <input type="checkbox"/>	<input type="checkbox"/> <input type="checkbox"/>	190.0#	2742		51	180
		42 x 18"	S7CL425104D	<input type="checkbox"/>	<input type="checkbox"/> <input type="checkbox"/>	<input type="checkbox"/> <input type="checkbox"/> <input type="checkbox"/> <input type="checkbox"/> <input type="checkbox"/> <input type="checkbox"/>	<input type="checkbox"/> <input type="checkbox"/> <input type="checkbox"/> <input type="checkbox"/> <input type="checkbox"/> <input type="checkbox"/>	<input type="checkbox"/> <input type="checkbox"/>	<input type="checkbox"/> <input type="checkbox"/>	210.0#	3272		66	180
S7CL														
	56-3/32" File, 5 High	30 x 18"	S7CL305255D	<input type="checkbox"/>	<input type="checkbox"/> <input type="checkbox"/>	<input type="checkbox"/> <input type="checkbox"/> <input type="checkbox"/> <input type="checkbox"/> <input type="checkbox"/> <input type="checkbox"/>	<input type="checkbox"/> <input type="checkbox"/> <input type="checkbox"/> <input type="checkbox"/> <input type="checkbox"/> <input type="checkbox"/>	<input type="checkbox"/> <input type="checkbox"/>	<input type="checkbox"/> <input type="checkbox"/>	235.0#	\$ 2871		\$ 56	\$ 180
	<ul style="list-style-type: none">• Five 10-1/2" drawers with FBA folder bars• Counterbalance weights are required for freestanding units	36 x 18"	S7CL365255D	<input type="checkbox"/>	<input type="checkbox"/> <input type="checkbox"/>	<input type="checkbox"/> <input type="checkbox"/> <input type="checkbox"/> <input type="checkbox"/> <input type="checkbox"/> <input type="checkbox"/>	<input type="checkbox"/> <input type="checkbox"/> <input type="checkbox"/> <input type="checkbox"/> <input type="checkbox"/> <input type="checkbox"/>	<input type="checkbox"/> <input type="checkbox"/>	<input type="checkbox"/> <input type="checkbox"/>	255.0#	3112		60	180
		42 x 18"	S7CL425255D	<input type="checkbox"/>	<input type="checkbox"/> <input type="checkbox"/>	<input type="checkbox"/> <input type="checkbox"/> <input type="checkbox"/> <input type="checkbox"/> <input type="checkbox"/> <input type="checkbox"/>	<input type="checkbox"/> <input type="checkbox"/> <input type="checkbox"/> <input type="checkbox"/> <input type="checkbox"/> <input type="checkbox"/>	<input type="checkbox"/> <input type="checkbox"/>	<input type="checkbox"/> <input type="checkbox"/>	275.0#	3363		66	180
S7CL														
	59-5/32" File, 5 High	30 x 18"	S7CL305555D	<input type="checkbox"/>	<input type="checkbox"/> <input type="checkbox"/>	<input type="checkbox"/> <input type="checkbox"/> <input type="checkbox"/> <input type="checkbox"/> <input type="checkbox"/> <input type="checkbox"/>	<input type="checkbox"/> <input type="checkbox"/> <input type="checkbox"/> <input type="checkbox"/> <input type="checkbox"/> <input type="checkbox"/>	<input type="checkbox"/> <input type="checkbox"/>	<input type="checkbox"/> <input type="checkbox"/>	200.0#	\$ 2642		\$ 50	\$ 180
	<ul style="list-style-type: none">• One 12" receding door/rollout shelf with 3 plate dividers• 1-1/2" tie bar• Four 10-1/2" drawers with FBA folder bars• Counterbalance weights are required for freestanding units	36 x 18"	S7CL365555D	<input type="checkbox"/>	<input type="checkbox"/> <input type="checkbox"/>	<input type="checkbox"/> <input type="checkbox"/> <input type="checkbox"/> <input type="checkbox"/> <input type="checkbox"/> <input type="checkbox"/>	<input type="checkbox"/> <input type="checkbox"/> <input type="checkbox"/> <input type="checkbox"/> <input type="checkbox"/> <input type="checkbox"/>	<input type="checkbox"/> <input type="checkbox"/>	<input type="checkbox"/> <input type="checkbox"/>	215.0#	3030		60	180
		42 x 18"	S7CL425555D	<input type="checkbox"/>	<input type="checkbox"/> <input type="checkbox"/>	<input type="checkbox"/> <input type="checkbox"/> <input type="checkbox"/> <input type="checkbox"/> <input type="checkbox"/> <input type="checkbox"/>	<input type="checkbox"/> <input type="checkbox"/> <input type="checkbox"/> <input type="checkbox"/> <input type="checkbox"/> <input type="checkbox"/>	<input type="checkbox"/> <input type="checkbox"/>	<input type="checkbox"/> <input type="checkbox"/>	230.0#	3427		68	180
S7CL														
	65-9/32" File, 5 High	30 x 18"	S7CL306155D	<input type="checkbox"/>	<input type="checkbox"/> <input type="checkbox"/>	<input type="checkbox"/> <input type="checkbox"/> <input type="checkbox"/> <input type="checkbox"/> <input type="checkbox"/> <input type="checkbox"/>	<input type="checkbox"/> <input type="checkbox"/> <input type="checkbox"/> <input type="checkbox"/> <input type="checkbox"/> <input type="checkbox"/>	<input type="checkbox"/> <input type="checkbox"/>	<input type="checkbox"/> <input type="checkbox"/>	230.0#	\$ 2642		\$ 50	\$ 180
	<ul style="list-style-type: none">• One 12" receding door/rollout shelf with 3 plate dividers• 1-1/2" tie bar• Four 12" drawers with FBA folder bars• Counterbalance weights are required for freestanding units	36 x 18"	S7CL366155D	<input type="checkbox"/>	<input type="checkbox"/> <input type="checkbox"/>	<input type="checkbox"/> <input type="checkbox"/> <input type="checkbox"/> <input type="checkbox"/> <input type="checkbox"/> <input type="checkbox"/>	<input type="checkbox"/> <input type="checkbox"/> <input type="checkbox"/> <input type="checkbox"/> <input type="checkbox"/> <input type="checkbox"/>	<input type="checkbox"/> <input type="checkbox"/>	<input type="checkbox"/> <input type="checkbox"/>	250.0#	3030		60	180
		42 x 18"	S7CL426155D	<input type="checkbox"/>	<input type="checkbox"/> <input type="checkbox"/>	<input type="checkbox"/> <input type="checkbox"/> <input type="checkbox"/> <input type="checkbox"/> <input type="checkbox"/> <input type="checkbox"/>	<input type="checkbox"/> <input type="checkbox"/> <input type="checkbox"/> <input type="checkbox"/> <input type="checkbox"/> <input type="checkbox"/>	<input type="checkbox"/> <input type="checkbox"/>	<input type="checkbox"/> <input type="checkbox"/>	270.0#	3427		68	180
S7CL														
			A	B	C	D	E	F	G					

HOW TO ORDER

- Indicate the following information on order form:
1. Quantity of each item.
 2. Model number, including options. See "How To Build a Model Number".
 3. Any special service required.

Note:

- The ☐ indicates that a choice is required.
- The absence of the ☐ indicates that no choice is required.
- Alpha-numeric characters in place of ☐ indicate that no other alternatives are available.

HOW TO BUILD A MODEL NUMBER

- A** Select basic model.
- B** Select flat or dimpled front.
- D** - Dimpled
- F** - Flat
- See upcharge column for D option.
- C** Select unit and drawer color.
- Refer to the **Product Color Options** page in this price list.
- D** Select drawer pull color.
- Refer to the **Product Color Options** page in this price list.
- E** Select counterbalance weight.
- CBW** - With Counterbalance
- NOCBW** - No Counterbalance
- See pricing column for counterbalance weight upcharge.
- F** Select lock option.
- KA** - Key alike

- KS** - Key standard
- NLC** - No lock core
- G** Select lock color.
- Refer to the **Product Color Options** page in this price list.

INFORMATION

Folder Bars

Files are configured for side-to-side media storage. For alternative configurations, see the General Information section.

Height

All dimensions shown include 1/8" allowance for glides in recessed position.

Accessories

See accessory section for accessories that can be ordered separately.

Weights

Figures provided are approximate and reflect packaged product without additional accessories.

SPECIAL SERVICES

Special Carton Marking

With specially marked information N/C

Shipping

Ships **assembled, FOB Pembroke, ON K8A 0E1, freight prepaid.** Freight class 70.

Specifications and prices are subject to change without prior notice.

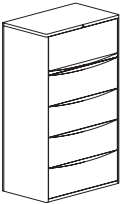

Preconfigured Lateral Files

700 Series® Curve Drawer Units



Preconfigured Lateral Files

700 Series® Curve Drawer Units

		MODEL NUMBER										
		Basic Model	Dimpled	Unit Color	Pull Color	Optional Counter-balance Weight	Lock Option	Lock Color				
MODEL		W x D							Approx. Packaged Weight	Delivered Pricing	Dimpled Front add to list price	Counter-balance Weight add to list price
	66-13/16" File, 5 High	30 x 18"	S7CL306305D	<input type="checkbox"/>	<input type="checkbox"/> <input type="checkbox"/> <input type="checkbox"/>	<input type="checkbox"/> <input type="checkbox"/> <input type="checkbox"/> <input type="checkbox"/> <input type="checkbox"/> <input type="checkbox"/>	<input type="checkbox"/> <input type="checkbox"/> <input type="checkbox"/> <input type="checkbox"/> <input type="checkbox"/> <input type="checkbox"/>	<input type="checkbox"/> <input type="checkbox"/> <input type="checkbox"/> <input type="checkbox"/>	203.0#	\$ 2750	\$ 50	\$ 180
	• One 13-1/2" receding door/rollout shelf with 3 plate dividers	36 x 18"	S7CL366305D	<input type="checkbox"/>	<input type="checkbox"/> <input type="checkbox"/> <input type="checkbox"/>	<input type="checkbox"/> <input type="checkbox"/> <input type="checkbox"/> <input type="checkbox"/> <input type="checkbox"/> <input type="checkbox"/>	<input type="checkbox"/> <input type="checkbox"/> <input type="checkbox"/> <input type="checkbox"/> <input type="checkbox"/> <input type="checkbox"/>	<input type="checkbox"/> <input type="checkbox"/> <input type="checkbox"/> <input type="checkbox"/>	218.0#	3148	60	180
	• 1-1/2" slotted tie bar	42 x 18"	S7CL426305D	<input type="checkbox"/>	<input type="checkbox"/> <input type="checkbox"/> <input type="checkbox"/>	<input type="checkbox"/> <input type="checkbox"/> <input type="checkbox"/> <input type="checkbox"/> <input type="checkbox"/> <input type="checkbox"/>	<input type="checkbox"/> <input type="checkbox"/> <input type="checkbox"/> <input type="checkbox"/> <input type="checkbox"/> <input type="checkbox"/>	<input type="checkbox"/> <input type="checkbox"/> <input type="checkbox"/> <input type="checkbox"/>	233.0#	3566	68	180
	• Four 12" drawers with FBA folding bars											
	• Counterbalance weights are required for freestanding units											
S7CL												
	71-13/32" File, 6 High	30 x 18"	S7CL306756D	<input type="checkbox"/>	<input type="checkbox"/> <input type="checkbox"/> <input type="checkbox"/>	<input type="checkbox"/> <input type="checkbox"/> <input type="checkbox"/> <input type="checkbox"/> <input type="checkbox"/> <input type="checkbox"/>	<input type="checkbox"/> <input type="checkbox"/> <input type="checkbox"/> <input type="checkbox"/> <input type="checkbox"/> <input type="checkbox"/>	<input type="checkbox"/> <input type="checkbox"/> <input type="checkbox"/> <input type="checkbox"/>	270.0#	\$ 3584	\$ 69	\$ 180
	• One 13-1/2" receding door	36 x 18"	S7CL366756D	<input type="checkbox"/>	<input type="checkbox"/> <input type="checkbox"/> <input type="checkbox"/>	<input type="checkbox"/> <input type="checkbox"/> <input type="checkbox"/> <input type="checkbox"/> <input type="checkbox"/> <input type="checkbox"/>	<input type="checkbox"/> <input type="checkbox"/> <input type="checkbox"/> <input type="checkbox"/> <input type="checkbox"/> <input type="checkbox"/>	<input type="checkbox"/> <input type="checkbox"/> <input type="checkbox"/> <input type="checkbox"/>	300.0#	3965	80	180
	• 1-1/2" tie bar slotted shelf with 3 plate dividers											
	• Five 10-1/2" drawers with FBA folder bars											
	• Counterbalance weights are required for freestanding units											
S7CL												
			A	B	C	D	E	F	G			

HOW TO ORDER

Indicate the following information on order form:

- Quantity of each item.
- Model number, including options. See "How To Build a Model Number".
- Any special service required.

Note:

- The ☐ indicates that a choice is required.
- The absence of the ☐ indicates that no choice is required.
- Alpha-numeric characters in place of ☐ indicate that no other alternatives are available.

HOW TO BUILD A MODEL NUMBER

ASelect basic model.

BSelect flat or dimpled front.

D

- Dimpled

F

- Flat

See upcharge column for D option.

CSelect unit and drawer color.

Refer to the **Product Color Options** page in this price list.

DSelect drawer pull color.

Refer to the **Product Color Options** page in this price list.

ESelect counterbalance weight.

CBW

- With Counterbalance

NOCBW

- No Counterbalance

See pricing column for counterbalance weight upcharge.

FSelect lock option.

KA

- Key alike

KS

- Key standard

NLC

- No lock core

GSelect lock color.

Refer to the **Product Color Options** page in this price list.

INFORMATION

Folder Bars
Files are configured for side-to-side media storage. For alternative configurations, see the General Information section.

Height
All dimensions shown include 1/8" allowance for glides in recessed position.

Accessories
See accessory section for accessories that can be ordered separately.

Weights
Figures provided are approximate and reflect packaged product without additional accessories.

SPECIAL SERVICES

Special Carton Marking
With specially marked information N/C

Shipping
Ships **assembled, FOB Pembroke, ON K8A 0E1, freight prepaid.** Freight class 70.

Specifications and prices are subject to change without prior notice.

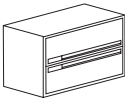
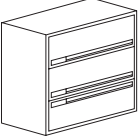

Preconfigured Lateral Files

700 Series® Receding Door Units



Preconfigured Lateral Files

700 Series® Receding Door Units

			MODEL NUMBER								Counter-balance Weight add to list price
			Basic Model	Pull Option	Unit Color	Optional Counter-balance Weight	Lock Option	Lock Color			
 S7LTU	27” File, 2 High <ul style="list-style-type: none">One 12” receding door/rollout shelf with FBA folder barsOne 12” drawer with FBA folder barsCounterbalance weights are required for freestanding units	30 x 18 x 27”	S7L/302402R	CLSC	<input type="checkbox"/>	<input type="checkbox"/> <input type="checkbox"/> <input type="checkbox"/> <input type="checkbox"/> <input type="checkbox"/>	<input type="checkbox"/> <input type="checkbox"/> <input type="checkbox"/>	<input type="checkbox"/> <input type="checkbox"/> <input type="checkbox"/>	110.0#	\$ 1181	\$ 233
		36 x 18 x 27”	S7L/362402R	CLSC	<input type="checkbox"/>	<input type="checkbox"/> <input type="checkbox"/> <input type="checkbox"/> <input type="checkbox"/> <input type="checkbox"/>	<input type="checkbox"/> <input type="checkbox"/> <input type="checkbox"/>	<input type="checkbox"/> <input type="checkbox"/> <input type="checkbox"/>	120.0#	1328	233
		42 x 18 x 27”	S7L/422402R	CLSC	<input type="checkbox"/>	<input type="checkbox"/> <input type="checkbox"/> <input type="checkbox"/> <input type="checkbox"/> <input type="checkbox"/>	<input type="checkbox"/> <input type="checkbox"/> <input type="checkbox"/>	<input type="checkbox"/> <input type="checkbox"/> <input type="checkbox"/>	130.0#	1447	233
 S7LTU	39-1/4” File, 3 High <ul style="list-style-type: none">Two 12” receding doors/rollout shelves with FBA folder barsOne 12” drawer with FBA folder barsCounterbalance weights are required for freestanding units	30 x 18 x 39-1/4”	S7L/303603R	CLSC	<input type="checkbox"/>	<input type="checkbox"/> <input type="checkbox"/> <input type="checkbox"/> <input type="checkbox"/> <input type="checkbox"/>	<input type="checkbox"/> <input type="checkbox"/> <input type="checkbox"/>	<input type="checkbox"/> <input type="checkbox"/> <input type="checkbox"/>	145.0#	\$ 1582	\$ 233
		36 x 18 x 39-1/4”	S7L/363603R	CLSC	<input type="checkbox"/>	<input type="checkbox"/> <input type="checkbox"/> <input type="checkbox"/> <input type="checkbox"/> <input type="checkbox"/>	<input type="checkbox"/> <input type="checkbox"/> <input type="checkbox"/>	<input type="checkbox"/> <input type="checkbox"/> <input type="checkbox"/>	155.0#	1789	233
		42 x 18 x 39-1/4”	S7L/423603R	CLSC	<input type="checkbox"/>	<input type="checkbox"/> <input type="checkbox"/> <input type="checkbox"/> <input type="checkbox"/> <input type="checkbox"/>	<input type="checkbox"/> <input type="checkbox"/> <input type="checkbox"/>	<input type="checkbox"/> <input type="checkbox"/> <input type="checkbox"/>	175.0#	1996	233
 S7LTU	51-1/2” File, 4 High <ul style="list-style-type: none">Three 12” receding doors/rollout shelves with FBA folder barsOne 12” drawer with FBA folder barsCounterbalance weights are required for freestanding units	30 x 18 x 51-1/2”	S7L/304804R	CLSC	<input type="checkbox"/>	<input type="checkbox"/> <input type="checkbox"/> <input type="checkbox"/> <input type="checkbox"/> <input type="checkbox"/>	<input type="checkbox"/> <input type="checkbox"/> <input type="checkbox"/>	<input type="checkbox"/> <input type="checkbox"/> <input type="checkbox"/>	185.0#	\$ 1982	\$ 180
		36 x 18 x 51-1/2”	S7L/364804R	CLSC	<input type="checkbox"/>	<input type="checkbox"/> <input type="checkbox"/> <input type="checkbox"/> <input type="checkbox"/> <input type="checkbox"/>	<input type="checkbox"/> <input type="checkbox"/> <input type="checkbox"/>	<input type="checkbox"/> <input type="checkbox"/> <input type="checkbox"/>	200.0#	2312	180
		42 x 18 x 51-1/2”	S7L/424804R	CLSC	<input type="checkbox"/>	<input type="checkbox"/> <input type="checkbox"/> <input type="checkbox"/> <input type="checkbox"/> <input type="checkbox"/>	<input type="checkbox"/> <input type="checkbox"/> <input type="checkbox"/>	<input type="checkbox"/> <input type="checkbox"/> <input type="checkbox"/>	220.0#	2625	180

A

B

C

D

E

F

HOW TO ORDER

Indicate the following information on order form:

- Quantity of each item.
- Model number, including options. See “How To Build a Model Number”.
- Any special service required.

Note:

- The ☐ indicates that a choice is required.
- The absence of the ☐ indicates that no choice is required.
- Alpha-numeric characters in place of ☐ indicate that no other alternatives are available.

HOW TO BUILD A MODEL NUMBER

- A

Select basic model.
- B

Select pull option.

CLSC - Classic (inset pull)
- C

Select unit and drawer color.

Refer to the **Product Color Options** page in this price list.
- D

Select counterbalance weight.

CBW - With Counterbalance

NOCBW - No Counterbalance

See pricing column for counterbalance weight upcharge.
- E

Select lock option.

KA - Key alike

KS - Key standard

NLC - No lock core
- F

Select lock color.

Refer to the **Product Color Options** page in this price list.

INFORMATION

Folder Bars
Files are configured for side-to-side media storage. For alternative configurations, see the General Information section.

Height
All dimensions shown include 1/8” allowance for glides in recessed position.

Accessories
See accessory section for accessories that can be ordered separately.

Weights
Figures provided are approximate and reflect packaged product without additional accessories.

SPECIAL SERVICES

Special Carton Marking
With specially marked information N/C

Shipping
Ships **assembled, FOB Pembroke, ON K8A 0E1, freight prepaid.** Freight class 70.

Specifications and prices are subject to change without prior notice.

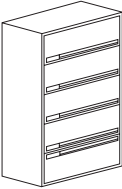
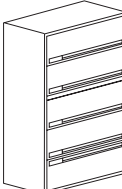
Preconfigured Lateral Files

700 Series® Receding Door Units



Preconfigured Lateral Files

700 Series® Receding Door Units

			MODEL NUMBER									Counter- balance Weight add to list price
MODEL	W x D x H		Basic Model	Pull Option	Unit Color	Optional Counter- balance Weight	Lock Option	Lock Color		Approx. Packaged Weight	Delivered Pricing	
	63-3/4" File, 5 High	30 x 18 x 63-3/4"	S7L/306005R	CLSC	<input type="checkbox"/>	<input type="checkbox"/> <input type="checkbox"/> <input type="checkbox"/> <input type="checkbox"/> <input type="checkbox"/>	<input type="checkbox"/> <input type="checkbox"/>	<input type="checkbox"/> <input type="checkbox"/>		240.0#	\$ 2362	\$ 180
	• One 12" receding door/rollout shelf with 3 plate dividers	36 x 18 x 63-3/4"	S7L/366005R	CLSC	<input type="checkbox"/>	<input type="checkbox"/> <input type="checkbox"/> <input type="checkbox"/> <input type="checkbox"/> <input type="checkbox"/>	<input type="checkbox"/> <input type="checkbox"/>	<input type="checkbox"/> <input type="checkbox"/>		260.0#	2706	180
	• Three 12" receding doors/rollout shelves with FBA folder bars	42 x 18 x 63-3/4"	S7L/426005R	CLSC	<input type="checkbox"/>	<input type="checkbox"/> <input type="checkbox"/> <input type="checkbox"/> <input type="checkbox"/> <input type="checkbox"/>	<input type="checkbox"/> <input type="checkbox"/>	<input type="checkbox"/> <input type="checkbox"/>		280.0#	3061	180
	• One 12" drawer with FBA folder bars											
	• Counterbalance weights are required for freestanding units											
S7LTU												
	65-9/32" File, 5 High	30 x 18 x 65-9/32"	S7L/306155R	CLSC	<input type="checkbox"/>	<input type="checkbox"/> <input type="checkbox"/> <input type="checkbox"/> <input type="checkbox"/> <input type="checkbox"/>	<input type="checkbox"/> <input type="checkbox"/>	<input type="checkbox"/> <input type="checkbox"/>		204.0#	\$ 2439	\$ 180
	• One 12" receding door/rollout shelf with 3 plate dividers	30 x 18 x 65-9/32"	S7L/306155RP	CLSC	<input type="checkbox"/>	<input type="checkbox"/> <input type="checkbox"/> <input type="checkbox"/> <input type="checkbox"/> <input type="checkbox"/>	<input type="checkbox"/> <input type="checkbox"/>	<input type="checkbox"/> <input type="checkbox"/>		255.0#	2569	180
	• Three 12" receding door/rollout shelves with FBA folder bars	36 x 18 x 65-9/32"	S7L/366155R	CLSC	<input type="checkbox"/>	<input type="checkbox"/> <input type="checkbox"/> <input type="checkbox"/> <input type="checkbox"/> <input type="checkbox"/>	<input type="checkbox"/> <input type="checkbox"/>	<input type="checkbox"/> <input type="checkbox"/>		260.0#	2683	180
	• One 1-1/2" tie bar or posting shelf	36 x 18 x 65-9/32"	S7L/366155RP	CLSC	<input type="checkbox"/>	<input type="checkbox"/> <input type="checkbox"/> <input type="checkbox"/> <input type="checkbox"/> <input type="checkbox"/>	<input type="checkbox"/> <input type="checkbox"/>	<input type="checkbox"/> <input type="checkbox"/>		270.0#	2706	180
	• One 12" drawer with FBA folder bars	42 x 18 x 65-9/32"	S7L/426155R	CLSC	<input type="checkbox"/>	<input type="checkbox"/> <input type="checkbox"/> <input type="checkbox"/> <input type="checkbox"/> <input type="checkbox"/>	<input type="checkbox"/> <input type="checkbox"/>	<input type="checkbox"/> <input type="checkbox"/>		280.0#	2936	180
	• Counterbalance weights are required for freestanding units	42 x 18 x 65-9/32"	S7L/426155RP	CLSC	<input type="checkbox"/>	<input type="checkbox"/> <input type="checkbox"/> <input type="checkbox"/> <input type="checkbox"/> <input type="checkbox"/>	<input type="checkbox"/> <input type="checkbox"/>	<input type="checkbox"/> <input type="checkbox"/>		315.0#	3061	180
	• RP model replaces 1-1/2" tie bar with a 1-1/2" posting shelf											
S7LTU												
			A	B	C	D	E	F				

HOW TO ORDER

Indicate the following information on order form:

- Quantity of each item.
- Model number, including options. See "How To Build a Model Number".
- Any special service required.

Note:

- The ☐ indicates that a choice is required.
- The absence of the ☐ indicates that no choice is required.
- Alpha-numeric characters in place of ☐ indicate that no other alternatives are available.

HOW TO BUILD A MODEL NUMBER

- A**Select basic model.
- B**Select pull option.

CLSC - Classic (inset pull)
- C**Select unit and drawer color.

Refer to the **Product Color Options** page in this price list.
- D**Select counterbalance weight.

CBW - With Counterbalance

NOCBW - No Counterbalance

See pricing column for counterbalance weight upcharge.
- E**Select lock option.

KA - Key alike

KS - Key standard

NLC - No lock core
- F**Select lock color.

Refer to the **Product Color Options** page in this price list.

INFORMATION

Folder Bars
Files are configured for side-to-side media storage. For alternative configurations, see the General Information section.

Height
All dimensions shown include 1/8" allowance for glides in recessed position.

Accessories
See accessory section for accessories that can be ordered separately.

Weights
Figures provided are approximate and reflect packaged product without additional accessories.

SPECIAL SERVICES

Special Carton Marking
With specially marked information N/C

Shipping
Ships **assembled, FOB Pembroke, ON K8A 0E1, freight prepaid.** Freight class 70.

Specifications and prices are subject to change without prior notice.

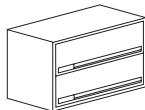


Preconfigured Lateral Files

700 Series® End Tab Shelving Units



Preconfigured Lateral Files

700 Series® End Tab Shelving Units

			MODEL NUMBER						
MODEL		W x D x H	Basic Model	Pull Option	Unit Color	Lock Option	Lock Color	Approx. Packaged Weight	Delivered Pricing
	27" File, 2 High <ul style="list-style-type: none">Two 12" receding doors with fixed end tab shelvesThree plate dividers per opening	30 x 18 x 27"	S7L/302402E	CLSC	<input type="checkbox"/> <input type="checkbox"/>	<input type="checkbox"/> <input type="checkbox"/> <input type="checkbox"/> <input type="checkbox"/>	<input type="checkbox"/> <input type="checkbox"/> <input type="checkbox"/> <input type="checkbox"/>	110.0#	\$ 1278
		36 x 18 x 27"	S7L/362402E	CLSC	<input type="checkbox"/> <input type="checkbox"/>	<input type="checkbox"/> <input type="checkbox"/> <input type="checkbox"/> <input type="checkbox"/>	<input type="checkbox"/> <input type="checkbox"/> <input type="checkbox"/> <input type="checkbox"/>	120.0#	1429
		42 x 18 x 27"	S7L/422402E	CLSC	<input type="checkbox"/> <input type="checkbox"/>	<input type="checkbox"/> <input type="checkbox"/> <input type="checkbox"/> <input type="checkbox"/>	<input type="checkbox"/> <input type="checkbox"/> <input type="checkbox"/> <input type="checkbox"/>	140.0#	1550
S7LTU									
	39-1/4" File, 3 High <ul style="list-style-type: none">Three 12" receding doors with fixed end tab shelvesThree plate dividers per opening	30 x 18 x 39-1/4"	S7L/303603E	CLSC	<input type="checkbox"/> <input type="checkbox"/>	<input type="checkbox"/> <input type="checkbox"/> <input type="checkbox"/> <input type="checkbox"/>	<input type="checkbox"/> <input type="checkbox"/> <input type="checkbox"/> <input type="checkbox"/>	150.0#	\$ 1722
		36 x 18 x 39-1/4"	S7L/363603E	CLSC	<input type="checkbox"/> <input type="checkbox"/>	<input type="checkbox"/> <input type="checkbox"/> <input type="checkbox"/> <input type="checkbox"/>	<input type="checkbox"/> <input type="checkbox"/> <input type="checkbox"/> <input type="checkbox"/>	165.0#	1926
		42 x 18 x 39-1/4"	S7L/423603E	CLSC	<input type="checkbox"/> <input type="checkbox"/>	<input type="checkbox"/> <input type="checkbox"/> <input type="checkbox"/> <input type="checkbox"/>	<input type="checkbox"/> <input type="checkbox"/> <input type="checkbox"/> <input type="checkbox"/>	185.0#	2138
S7LTU									
	51-1/2" File, 4 High <ul style="list-style-type: none">Four 12" receding doors with fixed end tab shelvesThree plate dividers per openingLock included	30 x 18 x 51-1/2"	S7L/304804E	CLSC	<input type="checkbox"/> <input type="checkbox"/>	<input type="checkbox"/> <input type="checkbox"/> <input type="checkbox"/> <input type="checkbox"/>	<input type="checkbox"/> <input type="checkbox"/> <input type="checkbox"/> <input type="checkbox"/>	195.0#	\$ 2156
		36 x 18 x 51-1/2"	S7L/364804E	CLSC	<input type="checkbox"/> <input type="checkbox"/>	<input type="checkbox"/> <input type="checkbox"/> <input type="checkbox"/> <input type="checkbox"/>	<input type="checkbox"/> <input type="checkbox"/> <input type="checkbox"/> <input type="checkbox"/>	210.0#	2503
		42 x 18 x 51-1/2"	S7L/424804E	CLSC	<input type="checkbox"/> <input type="checkbox"/>	<input type="checkbox"/> <input type="checkbox"/> <input type="checkbox"/> <input type="checkbox"/>	<input type="checkbox"/> <input type="checkbox"/> <input type="checkbox"/> <input type="checkbox"/>	230.0#	2810
S7LTU									
			A	B	C	D	E		

HOW TO ORDER

Indicate the following information on order form:

- Quantity of each item.
- Model number, including options. See "How To Build a Model Number".
- Any special service required.

Note:

- The ☐ indicates that a choice is required.
- The absence of the ☐ indicates that no choice is required.
- Alpha-numeric characters in place of ☐ indicate that no other alternatives are available.

HOW TO BUILD A MODEL NUMBER

- A**Select basic model.
- B**Select pull option.

CLSC - Classic (inset pull)
- C**Select unit and drawer color.

Refer to the **Product Color Options** page in this price list.
- D**Select lock option.

KA - Key alike

KS - Key standard

NLC - No lock core
- E**Select lock color.

Refer to the **Product Color Options** page in this price list.

INFORMATION

Height
All dimensions shown include 1/8" allowance for glides in recessed position.

Accessories
See accessory section for accessories that can be ordered separately.

Weights
Figures provided are approximate and reflect packaged product without additional accessories.

SPECIAL SERVICES

Special Carton Marking

With specially marked information N/C

Shipping
Ships **assembled, FOB Pembroke, ON K8A 0E1, freight prepaid.** Freight class 70.

Specifications and prices are subject to change without prior notice.

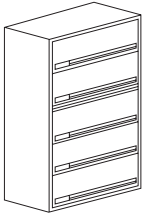
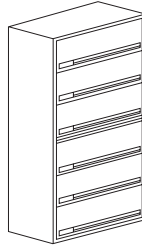
Preconfigured Lateral Files

700 Series® End Tab Shelving Units



Preconfigured Lateral Files

700 Series® End Tab Shelving Units

			MODEL NUMBER						
			Basic Model	Pull Option	Unit Color	Lock Option	Lock Color	Approx. Packaged Weight	Delivered Pricing
	65-9/32" File, 5 High	30 x 18 x 65-9/32"	S7L/306155E	CLSC	<input type="checkbox"/> <input type="checkbox"/>	<input type="checkbox"/> <input type="checkbox"/> <input type="checkbox"/>	<input type="checkbox"/> <input type="checkbox"/> <input type="checkbox"/>	220.0#	\$ 2570
	• Two 12" receding doors with fixed end tab shelves	36 x 18 x 65-9/32"	S7L/366155E	CLSC	<input type="checkbox"/> <input type="checkbox"/>	<input type="checkbox"/> <input type="checkbox"/> <input type="checkbox"/>	<input type="checkbox"/> <input type="checkbox"/> <input type="checkbox"/>	245.0#	2916
	• 1-1/2" tie bar	42 x 18 x 65-9/32"	S7L/426155E	CLSC	<input type="checkbox"/> <input type="checkbox"/>	<input type="checkbox"/> <input type="checkbox"/> <input type="checkbox"/>	<input type="checkbox"/> <input type="checkbox"/> <input type="checkbox"/>	280.0#	3277
	• Three 12" receding doors with fixed end tab shelves								
	• Three plate dividers per opening								
S7LTU									
	77-17/32" File, 6 High	30 x 18 x 77-17/32"	S7L/307356E	CLSC	<input type="checkbox"/> <input type="checkbox"/>	<input type="checkbox"/> <input type="checkbox"/> <input type="checkbox"/>	<input type="checkbox"/> <input type="checkbox"/> <input type="checkbox"/>	245.0#	\$ 3122
	• Three 12" receding doors with fixed end tab shelves	36 x 18 x 77-17/32"	S7L/367356E	CLSC	<input type="checkbox"/> <input type="checkbox"/>	<input type="checkbox"/> <input type="checkbox"/> <input type="checkbox"/>	<input type="checkbox"/> <input type="checkbox"/> <input type="checkbox"/>	280.0#	3545
	• 1-1/2" tie bar on 30" and 36" wide	42 x 18 x 77-17/32"	S7L/427356E	CLSC	<input type="checkbox"/> <input type="checkbox"/>	<input type="checkbox"/> <input type="checkbox"/> <input type="checkbox"/>	<input type="checkbox"/> <input type="checkbox"/> <input type="checkbox"/>	325.0#	4042
	• 1-1/2" structural filler shelf on 42" wide								
	• Three 12" receding doors with fixed end tab shelves								
	• Three plate dividers per opening								
S7LTU									
			A	B	C	D	E		

HOW TO ORDER

Indicate the following information on order form:

- Quantity of each item.
- Model number, including options. See "How To Build a Model Number".
- Any special service required.

Note:

- The ☐ indicates that a choice is required.
- The absence of the ☐ indicates that no choice is required.
- Alpha-numeric characters in place of ☐ indicate that no other alternatives are available.

HOW TO BUILD A MODEL NUMBER

- A**Select basic model.
- B**Select pull option.

CLSC - Classic (inset pull)
- C**Select unit and drawer color.

Refer to the **Product Color Options** page in this price list.
- D**Select lock option.

KA - Key alike

KS - Key standard

NLC - No lock core
- E**Select lock color.

Refer to the **Product Color Options** page in this price list.

INFORMATION

Height
All dimensions shown include 1/8" allowance for glides in recessed position.

Accessories
See accessory section for accessories that can be ordered separately.

Weights
Figures provided are approximate and reflect packaged product without additional accessories.

SPECIAL SERVICES

Special Carton Marking
With specially marked information N/C

Shipping
Ships **assembled, FOB Pembroke, ON K8A 0E1, freight prepaid.** Freight class 70.

Specifications and prices are subject to change without prior notice.

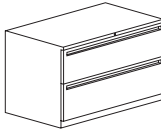
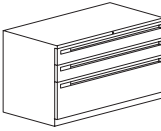
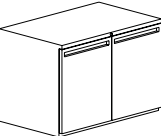
Preconfigured Lateral Files

700 Series® Credenza Files



Preconfigured Lateral Files

700 Series® Credenza Files

			MODEL NUMBER									Counter- balance Weight add to list price
	MODEL	W x D	Basic Model	Pull Option	Unit Color	Optional Counter- balance Weight	Lock Option	Lock Color		Approx. Packaged Weight	Delivered Pricing	
 S7LTU	27-7/8" Credenza File - FF	30 x 18-7/8 x 27-7/8"	S7L/30240FF	<input type="checkbox"/> <input type="checkbox"/> <input type="checkbox"/> <input type="checkbox"/>	<input type="checkbox"/> <input type="checkbox"/>	<input type="checkbox"/> <input type="checkbox"/> <input type="checkbox"/> <input type="checkbox"/> <input type="checkbox"/> <input type="checkbox"/>	<input type="checkbox"/> <input type="checkbox"/> <input type="checkbox"/>	<input type="checkbox"/> <input type="checkbox"/> <input type="checkbox"/>		120.0#	\$ 1528	\$ 289
	• Height to match worksurface supporting pedestal, drawer fronts compatible with all pedestals	36 x 18-7/8 x 27-7/8"	S7L/36240FF	<input type="checkbox"/> <input type="checkbox"/> <input type="checkbox"/> <input type="checkbox"/>	<input type="checkbox"/> <input type="checkbox"/>	<input type="checkbox"/> <input type="checkbox"/> <input type="checkbox"/> <input type="checkbox"/> <input type="checkbox"/> <input type="checkbox"/>	<input type="checkbox"/> <input type="checkbox"/> <input type="checkbox"/>	<input type="checkbox"/> <input type="checkbox"/> <input type="checkbox"/>		130.0#	1636	289
	• Two 12" file drawers with FBA bars for side-to-side filing	42 x 18-7/8 x 27-7/8"	S7L/42240FF	<input type="checkbox"/> <input type="checkbox"/> <input type="checkbox"/> <input type="checkbox"/>	<input type="checkbox"/> <input type="checkbox"/>	<input type="checkbox"/> <input type="checkbox"/> <input type="checkbox"/> <input type="checkbox"/> <input type="checkbox"/> <input type="checkbox"/>	<input type="checkbox"/> <input type="checkbox"/> <input type="checkbox"/>	<input type="checkbox"/> <input type="checkbox"/> <input type="checkbox"/>		145.0#	1743	289
	• Counterbalance weights are required for freestanding units											
 S7LTU	27-7/8" Credenza File - BBF	30 x 18-7/8 x 27-7/8"	S7L/30240BBF	<input type="checkbox"/> <input type="checkbox"/> <input type="checkbox"/> <input type="checkbox"/>	<input type="checkbox"/> <input type="checkbox"/>	<input type="checkbox"/> <input type="checkbox"/> <input type="checkbox"/> <input type="checkbox"/> <input type="checkbox"/> <input type="checkbox"/>	<input type="checkbox"/> <input type="checkbox"/> <input type="checkbox"/>	<input type="checkbox"/> <input type="checkbox"/> <input type="checkbox"/>		135.0#	\$ 1795	\$ 289
	• Height to match worksurface supporting pedestal, drawer fronts compatible with all pedestals	36 x 18-7/8 x 27-7/8"	S7L/36240BBF	<input type="checkbox"/> <input type="checkbox"/> <input type="checkbox"/> <input type="checkbox"/>	<input type="checkbox"/> <input type="checkbox"/>	<input type="checkbox"/> <input type="checkbox"/> <input type="checkbox"/> <input type="checkbox"/> <input type="checkbox"/> <input type="checkbox"/>	<input type="checkbox"/> <input type="checkbox"/> <input type="checkbox"/>	<input type="checkbox"/> <input type="checkbox"/> <input type="checkbox"/>		145.0#	1902	289
	• Two 6" box drawers, one 12" file drawer with FBA bars for side-to-side filing	42 x 18-7/8 x 27-7/8"	S7L/42240BBF	<input type="checkbox"/> <input type="checkbox"/> <input type="checkbox"/> <input type="checkbox"/>	<input type="checkbox"/> <input type="checkbox"/>	<input type="checkbox"/> <input type="checkbox"/> <input type="checkbox"/> <input type="checkbox"/> <input type="checkbox"/> <input type="checkbox"/>	<input type="checkbox"/> <input type="checkbox"/> <input type="checkbox"/>	<input type="checkbox"/> <input type="checkbox"/> <input type="checkbox"/>		160.0#	2018	289
	• Counterbalance weights are required for freestanding units											
 S7CBU	27-7/8" Credenza Cupboard	30 x 18-7/8 x 27-7/8"	S7L/30240CC	<input type="checkbox"/> <input type="checkbox"/> <input type="checkbox"/> <input type="checkbox"/>	<input type="checkbox"/> <input type="checkbox"/>		<input type="checkbox"/> <input type="checkbox"/> <input type="checkbox"/>	<input type="checkbox"/> <input type="checkbox"/> <input type="checkbox"/>		95.0#	\$ 1368	N/A
	• Height to match worksurface supporting pedestal	36 x 18-7/8 x 27-7/8"	S7L/36240CC	<input type="checkbox"/> <input type="checkbox"/> <input type="checkbox"/> <input type="checkbox"/>	<input type="checkbox"/> <input type="checkbox"/>		<input type="checkbox"/> <input type="checkbox"/> <input type="checkbox"/>	<input type="checkbox"/> <input type="checkbox"/> <input type="checkbox"/>		105.0#	1470	N/A
	• One adjustable shelf	42 x 18-7/8 x 27-7/8"	S7L/42240CC	<input type="checkbox"/> <input type="checkbox"/> <input type="checkbox"/> <input type="checkbox"/>	<input type="checkbox"/> <input type="checkbox"/>		<input type="checkbox"/> <input type="checkbox"/> <input type="checkbox"/>	<input type="checkbox"/> <input type="checkbox"/> <input type="checkbox"/>		121.0#	1542	N/A
			A	B	C	D	E	F				

HOW TO ORDER

- Indicate the following information on order form:
- Quantity of each item.
 - Model number, including options. See "How To Build a Model Number".
 - Any special service required.

Note:

- The ☐ indicates that a choice is required.
- The absence of the ☐ indicates that no choice is required.
- Alpha-numeric characters in place of ☐ indicate that no other alternatives are available.

HOW TO BUILD A MODEL NUMBER

ASelect basic model.

BSelect pull option.

ALBT

- Aluminum bow tie pull

ALMT

- Aluminum metric pull

ARCN

- Arc nickel pull

CLSC

- Classic (inset pull)

CZP

- Connection Zone pull

CSelect unit and drawer color.

Refer to the **Product Color Options** page in this price list.

DSelect counterbalance weight.

CBW

- With Counterbalance

NOCBW

- No Counterbalance

See pricing column for counterbalance weight upcharge.

ESelect lock option.

KS

- Key standard

NLC

- No lock core

KA

- Key alike

FSelect lock color.

Refer to the **Product Color Options** page in this price list.

INFORMATION

Height
All dimensions shown include 1/4" allowance for glides in recessed position.

Accessories
See accessory section for accessories that can be ordered separately.

Weights
Figures provided are approximate and reflect packaged product without additional accessories.

SPECIAL SERVICES

Special Carton Marking
With specially marked information N/C

Shipping
Ships **assembled, FOB Pembroke, ON K8A 0E1, freight prepaid.** Freight class 70.

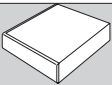
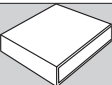
Specifications and prices are subject to change without prior notice.

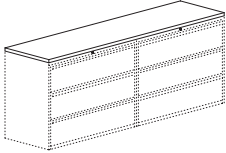
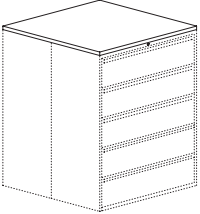
Laminate Top Lateral Files

700 Series® Lateral Files

Laminate Top Lateral Files

700 Series® Lateral Files



			MODEL NUMBER				Approx. Packaged Weight		
Features		W x D x H	Basic Model	Edge Style	Surface Finish	Edge Color		Self Edge (SE)	74P Edge (74P)
 S7TP Laminate Top for Side-by-Side Units <ul style="list-style-type: none">• Tops are manufactured to allow for 1/16" overhang on all sides• Do not specify individual tops when ganging multiple units due to the 1/16" overhang; specify proper size top for correct configuration and alignment• Top secured to unit using double-sided tape in between and screws from underneath	Fits one 30" wide lateral	30 X 18 X 1-1/4"	S7L/3018T	<input type="checkbox"/> <input type="checkbox"/> <input type="checkbox"/>	<input type="checkbox"/> <input type="checkbox"/> <input type="checkbox"/>	<input type="checkbox"/> <input type="checkbox"/> <input type="checkbox"/>	18.0#	\$ 359	\$ 372
	Fits one 36" wide lateral	36 X 18 X 1-1/4"	S7L/3618T	<input type="checkbox"/> <input type="checkbox"/> <input type="checkbox"/>	<input type="checkbox"/> <input type="checkbox"/> <input type="checkbox"/>	<input type="checkbox"/> <input type="checkbox"/> <input type="checkbox"/>	21.0#	405	427
	Fits one 42" wide lateral	42 X 18 X 1-1/4"	S7L/4218T	<input type="checkbox"/> <input type="checkbox"/> <input type="checkbox"/>	<input type="checkbox"/> <input type="checkbox"/> <input type="checkbox"/>	<input type="checkbox"/> <input type="checkbox"/> <input type="checkbox"/>	25.0#	433	442
	Fits two 30" wide laterals	60 X 18 X 1-1/4"	S7L/6018T	<input type="checkbox"/> <input type="checkbox"/> <input type="checkbox"/>	<input type="checkbox"/> <input type="checkbox"/> <input type="checkbox"/>	<input type="checkbox"/> <input type="checkbox"/> <input type="checkbox"/>	36.0#	512	538
	Fits one 30" & one 36" wide laterals	66 X 18 X 1-1/4"	S7L/6618T	<input type="checkbox"/> <input type="checkbox"/> <input type="checkbox"/>	<input type="checkbox"/> <input type="checkbox"/> <input type="checkbox"/>	<input type="checkbox"/> <input type="checkbox"/> <input type="checkbox"/>	39.0#	533	560
	Fits two 36" or one 30" & one 42" laterals	72 X 18 X 1-1/4"	S7L/7218T	<input type="checkbox"/> <input type="checkbox"/> <input type="checkbox"/>	<input type="checkbox"/> <input type="checkbox"/> <input type="checkbox"/>	<input type="checkbox"/> <input type="checkbox"/> <input type="checkbox"/>	43.0#	560	580
	Fits one 36" & one 42" wide laterals	78 X 18 X 1-1/4"	S7L/7818T	<input type="checkbox"/> <input type="checkbox"/> <input type="checkbox"/>	<input type="checkbox"/> <input type="checkbox"/> <input type="checkbox"/>	<input type="checkbox"/> <input type="checkbox"/> <input type="checkbox"/>	46.0#	606	637
	Fits two 42" wide laterals	84 X 18 X 1-1/4"	S7L/8418T	<input type="checkbox"/> <input type="checkbox"/> <input type="checkbox"/>	<input type="checkbox"/> <input type="checkbox"/> <input type="checkbox"/>	<input type="checkbox"/> <input type="checkbox"/> <input type="checkbox"/>	50.0#	671	698
	Fits three 30" wide laterals	90 X 18 X 1-1/4"	S7L/9018T	<input type="checkbox"/> <input type="checkbox"/> <input type="checkbox"/>	<input type="checkbox"/> <input type="checkbox"/> <input type="checkbox"/>	<input type="checkbox"/> <input type="checkbox"/> <input type="checkbox"/>	53.0#	775	805
	Fits two 30" & one 42" or one 30" & two 36"	102 X 18 X 1-1/4"	S7L/10218T	<input type="checkbox"/> <input type="checkbox"/> <input type="checkbox"/>	<input type="checkbox"/> <input type="checkbox"/> <input type="checkbox"/>	<input type="checkbox"/> <input type="checkbox"/> <input type="checkbox"/>	60.0#	937	986
	Fits three 36" or one 30" & one 36" & one 42"	108 X 18 X 1-1/4"	S7L/10818T	<input type="checkbox"/> <input type="checkbox"/> <input type="checkbox"/>	<input type="checkbox"/> <input type="checkbox"/> <input type="checkbox"/>	<input type="checkbox"/> <input type="checkbox"/> <input type="checkbox"/>	64.0#	964	1007
	Fits four 30" or one 36" & two 42" laterals	120 X 18 X 1-1/4"	S7L/12018T	<input type="checkbox"/> <input type="checkbox"/> <input type="checkbox"/>	<input type="checkbox"/> <input type="checkbox"/> <input type="checkbox"/>	<input type="checkbox"/> <input type="checkbox"/> <input type="checkbox"/>	71.0#	985	1035
 S7TP Laminate Top for Back-to-Back Units <ul style="list-style-type: none">• Tops are manufactured to allow for 1/16" overhang on all sides• Do not specify individual tops when ganging multiple units due to the 1/16" overhang; specify proper size top for correct configuration and alignment• Top secured to unit using double-sided tape in between and screws from underneath• Tops are for Standard or Flat Front units only	Fits two 30" wide laterals	30 X 36 X 1-1/4"	S7L/3036T	<input type="checkbox"/> <input type="checkbox"/> <input type="checkbox"/>	<input type="checkbox"/> <input type="checkbox"/> <input type="checkbox"/>	<input type="checkbox"/> <input type="checkbox"/> <input type="checkbox"/>	36.0#	\$ 498	\$ 531
	Fits two 36" wide laterals	36 X 36 X 1-1/4"	S7L/3636T	<input type="checkbox"/> <input type="checkbox"/> <input type="checkbox"/>	<input type="checkbox"/> <input type="checkbox"/> <input type="checkbox"/>	<input type="checkbox"/> <input type="checkbox"/> <input type="checkbox"/>	43.0#	551	580
	Fits two 42" wide laterals	42 X 36 X 1-1/4"	S7L/4236T	<input type="checkbox"/> <input type="checkbox"/> <input type="checkbox"/>	<input type="checkbox"/> <input type="checkbox"/> <input type="checkbox"/>	<input type="checkbox"/> <input type="checkbox"/> <input type="checkbox"/>	50.0#	606	637
	Fits four 30" wide laterals	60 X 36 X 1-1/4"	S7L/6036T	<input type="checkbox"/> <input type="checkbox"/> <input type="checkbox"/>	<input type="checkbox"/> <input type="checkbox"/> <input type="checkbox"/>	<input type="checkbox"/> <input type="checkbox"/> <input type="checkbox"/>	71.0#	860	902
	Fits four 36" wide laterals	72 X 36 X 1-1/4"	S7L/7236T	<input type="checkbox"/> <input type="checkbox"/> <input type="checkbox"/>	<input type="checkbox"/> <input type="checkbox"/> <input type="checkbox"/>	<input type="checkbox"/> <input type="checkbox"/> <input type="checkbox"/>	85.0#	932	982
	Fits four 42" wide laterals	84 X 36 X 1-1/4"	S7L/8436T	<input type="checkbox"/> <input type="checkbox"/> <input type="checkbox"/>	<input type="checkbox"/> <input type="checkbox"/> <input type="checkbox"/>	<input type="checkbox"/> <input type="checkbox"/> <input type="checkbox"/>	99.0#	998	1045
	Fits six 30" wide laterals	90 X 36 X 1-1/4"	S7L/9036T	<input type="checkbox"/> <input type="checkbox"/> <input type="checkbox"/>	<input type="checkbox"/> <input type="checkbox"/> <input type="checkbox"/>	<input type="checkbox"/> <input type="checkbox"/> <input type="checkbox"/>	106.0#	1068	1119
	Fits six 36" wide laterals	108 X 36 X 1-1/4"	S7L/10836T	<input type="checkbox"/> <input type="checkbox"/> <input type="checkbox"/>	<input type="checkbox"/> <input type="checkbox"/> <input type="checkbox"/>	<input type="checkbox"/> <input type="checkbox"/> <input type="checkbox"/>	127.0#	1556	1633

A **B** **C** **D**

HOW TO ORDER

- Indicate the following information on order form:
1. Quantity of each item.
 2. Model number, including options. See "How To Build a Model Number".
 3. Any special service required.

Note: • The ☐ indicates that a choice is required.

- The absence of the ☐ indicates that no choice is required.
- Alpha-numeric characters in place of ☐ indicate that no other alternatives are available.

HOW TO BUILD A MODEL NUMBER

- A**Select basic model.
- B**Select edge style.
- | | |
|------------|-------------|
| SE | - Self edge |
| 74P | - 74P edge |
- C**Select surface finish.
Refer to the **Product Color Options** page in this price list.
Surface finish offerings are based on edge style selections.
- D**Select edge color.
Refer to the **Product Color Options** page in this price list.
Edge color offerings are based on edge style selections.

SPECIAL SERVICES

Special Carton Marking

With specially marked information N/C

Shipping
Ships **assembled, FOB Pembroke, ON K8A 0E1, freight prepaid.** Freight class 70.

Specifications and prices are subject to change without prior notice.

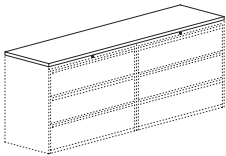
Laminate Top Lateral Files

700 Series® OF Storage Cabinet



Laminate Top Lateral Files

700 Series® OF Storage Cabinet



S7TP

Laminate Top for Side-by-Side Units

- High pressure laminate with particle-board core
- Self edge or 74P edge available
- Other sizes available upon request
- Tops are manufactured to allow for 1/16" overhang on all sides
- Do not specify individual tops when ganging multiple units due to the 1/16" overhang; specify proper size top for correct configuration and alignment
- Top secured to unit using double-sided tape in between and screws from underneath

[illegible]

HOW TO ORDER

Indicate the following information on order form:

1. Quantity of each item.
2. Model number, including options. See "How To Build a Model Number".
3. Any special service required.

Note: • The ☐ indicates that a choice is required.

- The absence of the ☐ indicates that no choice is required.
- Alpha-numeric characters in place of ☐ indicate that no other alternatives are available.

HOW TO BUILD A MODEL NUMBER

- A** Select basic model.

- B** Select edge style.

SE - Self edge

74P - 74P edge

- C** Select surface finish.

Refer to the **Product Color Options** page in this price list.
Surface finish offerings are based on edge style selections.

- D** Select edge color.

Refer to the **Product Color Options** page in this price list.
Edge color offerings are based on edge style selections.

SPECIAL SERVICES

Special Carton Marking

With specially marked information N/C

Shipping

Ships assembled, FOB Pembroke, ON K8A 0E1, freight prepaid. Freight class 70.

Specifications and prices are subject to change without prior notice.

Preconfigured Multimedia Storage

700 Series® Cupboard/Lateral



Preconfigured Multimedia Storage

700 Series® Cupboard/Lateral

			MODEL NUMBER								Counter- balance Weight add to list price
			Basic Model	Pull Option	Unit Color	Optional Counter- balance Weight	Lock Option	Lock Color			
	MODEL	W x D x H							Approx. Packaged Weight	Delivered Pricing	
	65-9/32" High File	30 x 18 x 65-9/32"	S7L/306155M	<input type="checkbox"/> <input type="checkbox"/> <input type="checkbox"/> <input type="checkbox"/>	<input type="checkbox"/>	<input type="checkbox"/> <input type="checkbox"/> <input type="checkbox"/> <input type="checkbox"/> <input type="checkbox"/> <input type="checkbox"/>	<input type="checkbox"/> <input type="checkbox"/> <input type="checkbox"/>	<input type="checkbox"/> <input type="checkbox"/> <input type="checkbox"/>	215.0#	\$ 2703	\$ 180
	• One 24" hinged door insert with one blank shelf	36 x 18 x 65-9/32"	S7L/366155M	<input type="checkbox"/> <input type="checkbox"/> <input type="checkbox"/> <input type="checkbox"/>	<input type="checkbox"/>	<input type="checkbox"/> <input type="checkbox"/> <input type="checkbox"/> <input type="checkbox"/> <input type="checkbox"/> <input type="checkbox"/>	<input type="checkbox"/> <input type="checkbox"/> <input type="checkbox"/>	<input type="checkbox"/> <input type="checkbox"/> <input type="checkbox"/>	240.0#	3048	180
	• One 1-1/2" locking tie bar shelf	42 x 18 x 65-9/32"	S7L/426155M	<input type="checkbox"/> <input type="checkbox"/> <input type="checkbox"/> <input type="checkbox"/>	<input type="checkbox"/>	<input type="checkbox"/> <input type="checkbox"/> <input type="checkbox"/> <input type="checkbox"/> <input type="checkbox"/> <input type="checkbox"/>	<input type="checkbox"/> <input type="checkbox"/> <input type="checkbox"/>	<input type="checkbox"/> <input type="checkbox"/> <input type="checkbox"/>	270.0#	3418	180
	• Three 12" drawers with FBA folder bars for side-to-side filing										
	• Cabinet supplied with two locks; one lock controls hinged door, other lock controls drawers										
	• Counterbalance weights are recommended for freestanding units										
S7LTU											
	71-13/32" High File	30 x 18 x 71-13/32"	S7L/306755M	<input type="checkbox"/> <input type="checkbox"/> <input type="checkbox"/> <input type="checkbox"/>	<input type="checkbox"/>	<input type="checkbox"/> <input type="checkbox"/> <input type="checkbox"/> <input type="checkbox"/> <input type="checkbox"/> <input type="checkbox"/>	<input type="checkbox"/> <input type="checkbox"/> <input type="checkbox"/>	<input type="checkbox"/> <input type="checkbox"/> <input type="checkbox"/>	245.0#	\$ 2790	\$ 180
	• One 30"hinged door insert with one blank shelf	36 x 18 x 71-13/32"	S7L/366755M	<input type="checkbox"/> <input type="checkbox"/> <input type="checkbox"/> <input type="checkbox"/>	<input type="checkbox"/>	<input type="checkbox"/> <input type="checkbox"/> <input type="checkbox"/> <input type="checkbox"/> <input type="checkbox"/> <input type="checkbox"/>	<input type="checkbox"/> <input type="checkbox"/> <input type="checkbox"/>	<input type="checkbox"/> <input type="checkbox"/> <input type="checkbox"/>	280.0#	2999	180
	• One 1-1/2" locking tie bar shelf	42 x 18 x 71-13/32"	S7L/426755M	<input type="checkbox"/> <input type="checkbox"/> <input type="checkbox"/> <input type="checkbox"/>	<input type="checkbox"/>	<input type="checkbox"/> <input type="checkbox"/> <input type="checkbox"/> <input type="checkbox"/> <input type="checkbox"/> <input type="checkbox"/>	<input type="checkbox"/> <input type="checkbox"/> <input type="checkbox"/>	<input type="checkbox"/> <input type="checkbox"/> <input type="checkbox"/>	320.0#	3418	180
	• Three 12" drawers with FBA folder bars for side-to-side filing										
	• Cabinet supplied with two locks; one lock controls hinged doors, other lock controls drawers										
	• Counterbalance weights are recommended for freestanding units										
S7LTU											
	77-17/32" High File	30 x 18 x 77-17/32"	S7L/307356M	<input type="checkbox"/> <input type="checkbox"/> <input type="checkbox"/> <input type="checkbox"/>	<input type="checkbox"/>	<input type="checkbox"/> <input type="checkbox"/> <input type="checkbox"/> <input type="checkbox"/> <input type="checkbox"/> <input type="checkbox"/>	<input type="checkbox"/> <input type="checkbox"/> <input type="checkbox"/>	<input type="checkbox"/> <input type="checkbox"/> <input type="checkbox"/>	245.0#	\$ 3244	\$ 180
	• One 24" hinged door insert with one blank shelf	36 x 18 x 77-17/32"	S7L/367356M	<input type="checkbox"/> <input type="checkbox"/> <input type="checkbox"/> <input type="checkbox"/>	<input type="checkbox"/>	<input type="checkbox"/> <input type="checkbox"/> <input type="checkbox"/> <input type="checkbox"/> <input type="checkbox"/> <input type="checkbox"/>	<input type="checkbox"/> <input type="checkbox"/> <input type="checkbox"/>	<input type="checkbox"/> <input type="checkbox"/> <input type="checkbox"/>	280.0#	3686	180
	• One 1-1/2" locking tie bar shelf	42 x 18 x 77-17/32"	S7L/427356M	<input type="checkbox"/> <input type="checkbox"/> <input type="checkbox"/> <input type="checkbox"/>	<input type="checkbox"/>	<input type="checkbox"/> <input type="checkbox"/> <input type="checkbox"/> <input type="checkbox"/> <input type="checkbox"/> <input type="checkbox"/>	<input type="checkbox"/> <input type="checkbox"/> <input type="checkbox"/>	<input type="checkbox"/> <input type="checkbox"/> <input type="checkbox"/>	320.0#	4204	180
	• Four 12" drawers with FBA folder bars for side-to-side filing										
	• Cabinet supplied with two locks; one lock controls hinged doors, other lock controls drawers										
	• Counterbalance weights are recommended for freestanding units										
S7LTU											
			A	B	C	D	E	F			

HOW TO ORDER

Indicate the following information on order form:

- Quantity of each item.
- Model number, including options. See "How To Build a Model Number".
- Any special service required.

Note:

- The ☐ indicates that a choice is required.
- The absence of the ☐ indicates that no choice is required.
- Alpha-numeric characters in place of ☐ indicate that no other alternatives are available.

HOW TO BUILD A MODEL NUMBER

- A** Select basic model.
- B** Select pull option.
- ALBT

ALMT

ARCN

CLSC

CZP
- Aluminum bow tie pull

- Aluminum metric pull

- Arc nickel pull

- Classic (inset pull)

- Connection Zone pull
- C** Select unit and drawer color.
Refer to the **Product Color Options** page in this price list.
- D** Select counterbalance weight.
- CBW

NOCBW
- With Counterbalance

- No Counterbalance
- See pricing column for counterbalance weight upcharge.
- E** Select lock option.
- KS

NLC
- Key standard

- No lock core

F Select lock color.
Refer to the **Product Color Options** page in this price list.

INFORMATION

Folder Bars

Files are configured for side-to-side media storage. For alternative configurations, see the General Information section.

Height

All dimensions shown include 1/8" allowance for glides in recessed position.

Accessories

See accessory section for accessories that can be ordered separately.

Weights

Figures provided are approximate and reflect packaged product without additional accessories.

SPECIAL SERVICES

Special Carton Marking

With specially marked information N/C

Shipping

Ships **assembled, FOB Pembroke, ON K8A 0E1, freight prepaid.** Freight class 70.

Specifications and prices are subject to change without prior notice.


Preconfigured Multimedia Storage

700 Series® Curve Cupboard/Lateral



Preconfigured Multimedia Storage

700 Series® Curve Cupboard/Lateral

			MODEL NUMBER											
			Basic Model	Dimpled	Unit Color	Pull Color	Optional Counter-balance Weight	Lock Option	Lock Color					
MODEL			W x D							Approx. Packaged Weight	Delivered Pricing	Dimpled Front add to list price		Counter-balance Weight add to list price
	65-9/32" High Cupboard/Lateral File		30 x 18"	S7CL306152D36C	<input type="checkbox"/>	<input type="checkbox"/> <input type="checkbox"/>	<input type="checkbox"/> <input type="checkbox"/> <input type="checkbox"/> <input type="checkbox"/>	<input type="checkbox"/> <input type="checkbox"/> <input type="checkbox"/> <input type="checkbox"/>	<input type="checkbox"/> <input type="checkbox"/> <input type="checkbox"/>	215.0#	\$ 2810	\$	56	\$ 180
	<ul style="list-style-type: none">One 36" hinged door insert with two blank shelves		36 x 18"	S7CL366152D36C	<input type="checkbox"/>	<input type="checkbox"/> <input type="checkbox"/>	<input type="checkbox"/> <input type="checkbox"/> <input type="checkbox"/> <input type="checkbox"/>	<input type="checkbox"/> <input type="checkbox"/> <input type="checkbox"/> <input type="checkbox"/>	<input type="checkbox"/> <input type="checkbox"/> <input type="checkbox"/>	240.0#	3147		64	180
	<ul style="list-style-type: none">1-1/2" locking tie bar shelf		42 x 18"	S7CL426152D36C	<input type="checkbox"/>	<input type="checkbox"/> <input type="checkbox"/>	<input type="checkbox"/> <input type="checkbox"/> <input type="checkbox"/> <input type="checkbox"/>	<input type="checkbox"/> <input type="checkbox"/> <input type="checkbox"/> <input type="checkbox"/>	<input type="checkbox"/> <input type="checkbox"/> <input type="checkbox"/>	270.0#	3508		69	180
	<ul style="list-style-type: none">Two 12" drawers with FBA folder bars													
	<ul style="list-style-type: none">Cabinet supplied with two locks; one lock controls hinged doors, other lock controls drawers, keyed-alike unless otherwise specified													
	<ul style="list-style-type: none">Counterbalance weights are recommended for freestanding units													

S7CL

HOW TO ORDER

Indicate the following information on order form:

- Quantity of each item.
- Model number, including options. See "How To Build a Model Number".
- Any special service required.

Note:

- The ☐ indicates that a choice is required.
- The absence of the ☐ indicates that no choice is required.
- Alpha-numeric characters in place of ☐ indicate that no other alternatives are available.

HOW TO BUILD A MODEL NUMBER

- A**Select basic model.
- B**Select flat or dimpled front.

D

- Dimpled

F

- Flat

See upcharge column for D option.
- C**Select unit and drawer color.

Refer to the **Product Color Options** page in this price list.
- D**Select drawer pull color.

Refer to the **Product Color Options** page in this price list.
- E**Select counterbalance weight.

CBW

- With Counterbalance

NOCBW

- No Counterbalance

See pricing column for counterbalance weight upcharge.
- F**Select lock option.

KA

- Key alike

- KS

- Key standard

NLC

- No lock core
- G**Select lock color.

Refer to the **Product Color Options** page in this price list.

INFORMATION

Folder Bars
Files are configured for side-to-side media storage. For alternative configurations, see the General Information section.

Height
All dimensions shown include 1/8" allowance for glides in recessed position.

Accessories
See accessory section for accessories that can be ordered separately.

Weights
Figures provided are approximate and reflect packaged product without additional accessories.

SPECIAL SERVICES

Special Carton Marking
With specially marked information N/C

Shipping
Ships **assembled, FOB Pembroke, ON K8A 0E1, freight prepaid.** Freight class 70.

Specifications and prices are subject to change without prior notice.


Preconfigured Multimedia Storage

700 Series® Curve Cupboard/Lateral



Preconfigured Multimedia Storage

700 Series® Curve Cupboard/Lateral

		MODEL NUMBER												
		Basic Model	Dimpled	Unit Color	Pull Color	Optional Counter-balance Weight	Lock Option	Lock Color						
MODEL		W x D								Approx. Packaged Weight	Delivered Pricing	Dimpled Front add to list price	Counter-balance Weight add to list price	
 S7CL	65-9/32" High Cupboard/Lateral File	30 x 18"	S7CL306155M	<input type="checkbox"/>	<input type="checkbox"/> <input type="checkbox"/> <input type="checkbox"/>	<input type="checkbox"/> <input type="checkbox"/> <input type="checkbox"/> <input type="checkbox"/> <input type="checkbox"/> <input type="checkbox"/>	<input type="checkbox"/> <input type="checkbox"/> <input type="checkbox"/> <input type="checkbox"/> <input type="checkbox"/> <input type="checkbox"/>	<input type="checkbox"/> <input type="checkbox"/> <input type="checkbox"/>	<input type="checkbox"/> <input type="checkbox"/> <input type="checkbox"/>	215.0#	\$ 2966	\$ 59	\$ 180	
	• One 24" hinged door inset with one blank shelf	36 x 18"	S7CL366155M	<input type="checkbox"/>	<input type="checkbox"/> <input type="checkbox"/> <input type="checkbox"/>	<input type="checkbox"/> <input type="checkbox"/> <input type="checkbox"/> <input type="checkbox"/> <input type="checkbox"/> <input type="checkbox"/>	<input type="checkbox"/> <input type="checkbox"/> <input type="checkbox"/> <input type="checkbox"/> <input type="checkbox"/> <input type="checkbox"/>	<input type="checkbox"/> <input type="checkbox"/> <input type="checkbox"/>	<input type="checkbox"/> <input type="checkbox"/> <input type="checkbox"/>	240.0#	3361	66	180	
	• 1-1/2" lock tie bar shelf	42 x 18"	S7CL426155M	<input type="checkbox"/>	<input type="checkbox"/> <input type="checkbox"/> <input type="checkbox"/>	<input type="checkbox"/> <input type="checkbox"/> <input type="checkbox"/> <input type="checkbox"/> <input type="checkbox"/> <input type="checkbox"/>	<input type="checkbox"/> <input type="checkbox"/> <input type="checkbox"/> <input type="checkbox"/> <input type="checkbox"/> <input type="checkbox"/>	<input type="checkbox"/> <input type="checkbox"/> <input type="checkbox"/>	<input type="checkbox"/> <input type="checkbox"/> <input type="checkbox"/>	270.0#	3758	73	180	
	• Three 12" drawers with FBA folder bars													
	• Cabinet supplied with two locks; one lock controls hinged doors, other lock controls drawers, keyed-alike unless otherwise specified													
	• Counterbalance weights are recommended for freestanding units													
			A	B	C	D	E	F	G					

HOW TO ORDER

Indicate the following information on order form:

- Quantity of each item.
- Model number, including options. See "How To Build a Model Number".
- Any special service required.

Note:

- The ☐ indicates that a choice is required.
- The absence of the ☐ indicates that no choice is required.
- Alpha-numeric characters in place of ☐ indicate that no other alternatives are available.

HOW TO BUILD A MODEL NUMBER

- A** Select basic model.
- B** Select flat or dimpled front.

D - Dimpled

F - Flat

See upcharge column for D option.
- C** Select unit and drawer color.

Refer to the **Product Color Options** page in this price list.
- D** Select drawer pull color.

Refer to the **Product Color Options** page in this price list.
- E** Select counterbalance weight.

CBW - With Counterbalance

NOCBW - No Counterbalance

See pricing column for counterbalance weight upcharge.
- F** Select lock option.

KA - Key alike

- KS - Key standard

NLC - No lock core
- G** Select lock color.

Refer to the **Product Color Options** page in this price list.

INFORMATION

Folder Bars
Files are configured for side-to-side media storage. For alternative configurations, see the General Information section.

Height
All dimensions shown include 1/8" allowance for glides in recessed position.

Accessories
See accessory section for accessories that can be ordered separately.

Weights
Figures provided are approximate and reflect packaged product without additional accessories.

SPECIAL SERVICES

Special Carton Marking
With specially marked information N/C

Shipping
Ships **assembled, FOB Pembroke, ON K8A 0E1, freight prepaid.** Freight class 70.

Specifications and prices are subject to change without prior notice.


Preconfigured Multimedia Storage

700 Series® Curve Cupboard/Lateral



Preconfigured Multimedia Storage

700 Series® Curve Cupboard/Lateral

		MODEL NUMBER												
		Basic Model	Dimpled	Unit Color	Pull Color	Optional Counter-balance Weight	Lock Option	Lock Color						
MODEL	W x D									Approx. Packaged Weight	Delivered Pricing	Dimpled Front add to list price		Counter-balance Weight add to list price
	71-13/32" High Cupboard/Lateral File	30 x 18"	S7CL306755M	<input type="checkbox"/>	<input type="checkbox"/> <input type="checkbox"/> <input type="checkbox"/>	<input type="checkbox"/> <input type="checkbox"/> <input type="checkbox"/> <input type="checkbox"/> <input type="checkbox"/> <input type="checkbox"/>	<input type="checkbox"/> <input type="checkbox"/> <input type="checkbox"/> <input type="checkbox"/> <input type="checkbox"/> <input type="checkbox"/>	<input type="checkbox"/> <input type="checkbox"/> <input type="checkbox"/>	<input type="checkbox"/> <input type="checkbox"/> <input type="checkbox"/>	245.0#	\$ 3097	\$	60	\$ 180
	• One 30" hinged door insert with one blank shelf	36 x 18"	S7CL366755M	<input type="checkbox"/>	<input type="checkbox"/> <input type="checkbox"/> <input type="checkbox"/>	<input type="checkbox"/> <input type="checkbox"/> <input type="checkbox"/> <input type="checkbox"/> <input type="checkbox"/> <input type="checkbox"/>	<input type="checkbox"/> <input type="checkbox"/> <input type="checkbox"/> <input type="checkbox"/> <input type="checkbox"/> <input type="checkbox"/>	<input type="checkbox"/> <input type="checkbox"/> <input type="checkbox"/>	<input type="checkbox"/> <input type="checkbox"/> <input type="checkbox"/>	280.0#	3514		69	180
	• 1-1/2" locking tie bar shelf													
	• Three 12" drawers with FBA folder bars													
	• Cabinet supplied with two locks; one lock controls hinged doors, other lock controls drawers, keyed-alike unless otherwise specified													
	• Counterbalance weights are recommended for freestanding units													
		A	B	C	D	E	F	G						

S7CL

S7CL

HOW TO ORDER

- Indicate the following information on order form:
- Quantity of each item.
 - Model number, including options. See "How To Build a Model Number".
 - Any special service required.

Note:

- The ☐ indicates that a choice is required.
- The absence of the ☐ indicates that no choice is required.
- Alpha-numeric characters in place of ☐ indicate that no other alternatives are available.

HOW TO BUILD A MODEL NUMBER

- A** Select basic model.
- B** Select flat or dimpled front.
- D** - Dimpled
- F** - Flat
- See upcharge column for D option.
- C** Select unit and drawer color.
- Refer to the **Product Color Options** page in this price list.
- D** Select drawer pull color.
- Refer to the **Product Color Options** page in this price list.
- E** Select counterbalance weight.
- CBW** - With Counterbalance
- NOCBW** - No Counterbalance
- See pricing column for counterbalance weight upcharge.
- F** Select lock option.
- KA** - Key alike

- KS** - Key standard
- NLC** - No lock core
- G** Select lock color.
- Refer to the **Product Color Options** page in this price list.

INFORMATION

Folder Bars

Files are configured for side-to-side media storage. For alternative configurations, see the General Information section.

Height

All dimensions shown include 1/8" allowance for glides in recessed position.

Accessories

See accessory section for accessories that can be ordered separately.

Weights

Figures provided are approximate and reflect packaged product without additional accessories.

SPECIAL SERVICES

Special Carton Marking

With specially marked information N/C

Shipping

Ships **assembled, FOB Pembroke, ON K8A 0E1, freight prepaid.** Freight class 70.

Specifications and prices are subject to change without prior notice.

[illegible]

Indicate the following information on order form:

1. Quantity of each item.
2. Model number, including options. See "How To Build a Model Number".
3. Any special service required.

Note:

- The ☐ indicates that a choice is required.
- The absence of the ☐ indicates that no choice is required.
- Alpha-numeric characters in place of ☐ indicate that no other alternatives are available.

A Select basic model.

B Select flat or dimpled front.

D	- Dimpled
F	- Flat

See upcharge column for D option.

C Select unit and drawer color.
Refer to the **Product Color Options** page in this price list.

D Select drawer pull color.
Refer to the **Product Color Options** page in this price list.

E Select counterbalance weight.

CBW	- With Counterbalance
NOCBW	- No Counterbalance

See pricing column for counterbalance weight upcharge.

F Select lock option.
KA - Key alike

KS	- Key standard
NLC	- No lock core

G Select lock color.
Refer to the **Product Color Options** page in this price list.

Folder Bars

Files are configured for side-to-side media storage. For alternative configurations, see the General Information section.

Height

All dimensions shown include 1/8" allowance for
glides in recessed position.

Accessories

See accessory section for accessories that can be ordered separately.

Weights

Figures provided are approximate and reflect packaged product without additional accessories.

SPECIAL SERVICES

Special Carton Marking

With specially marked information N/C

Shipping

Ships assembled, FOB Pembroke, ON K8A 0E1,
freight prepaid. Freight class 70.

Specifications and prices are subject to change without prior notice.

Preconfigured Multimedia Storage

700 Series® Bookcase/File



Preconfigured Multimedia Storage

700 Series® Bookcase/File

			MODEL NUMBER								
			Basic Model	Pull Option	Unit Color	Optional Counter-balance Weight	Lock Option	Lock Color	Approx. Packaged Weight	Delivered Pricing	Counter-balance Weight add to list price
	53-1/32" High Bookcase/File	30 x 18"	7FB/30495/2D270B	<input type="checkbox"/> <input type="checkbox"/> <input type="checkbox"/> <input type="checkbox"/>	<input type="checkbox"/>	<input type="checkbox"/> <input type="checkbox"/> <input type="checkbox"/> <input type="checkbox"/> <input type="checkbox"/> <input type="checkbox"/>	<input type="checkbox"/> <input type="checkbox"/>	<input type="checkbox"/> <input type="checkbox"/>	197.0#	\$ 2221	\$ 180
	• One 27" bookcase section with one 1/2" adjustable shelf	36 x 18"	7FB/36495/2D270B	<input type="checkbox"/> <input type="checkbox"/> <input type="checkbox"/> <input type="checkbox"/>	<input type="checkbox"/>	<input type="checkbox"/> <input type="checkbox"/> <input type="checkbox"/> <input type="checkbox"/> <input type="checkbox"/> <input type="checkbox"/>	<input type="checkbox"/> <input type="checkbox"/>	<input type="checkbox"/> <input type="checkbox"/>	213.0#	2279	180
	• 1-1/2" lock tie bar shelf	42 x 18"	7FB/42495/2D270B	<input type="checkbox"/> <input type="checkbox"/> <input type="checkbox"/> <input type="checkbox"/>	<input type="checkbox"/>	<input type="checkbox"/> <input type="checkbox"/> <input type="checkbox"/> <input type="checkbox"/> <input type="checkbox"/> <input type="checkbox"/>	<input type="checkbox"/> <input type="checkbox"/>	<input type="checkbox"/> <input type="checkbox"/>	235.0#	2438	180
	• Two 10-1/2" drawers with FBA folder bars										
	• Counterbalance weights are recommended for freestanding units										
S7FB											
	65-9/32" High Bookcase/File	30 x 18"	7FB/30615/2D390B	<input type="checkbox"/> <input type="checkbox"/> <input type="checkbox"/> <input type="checkbox"/>	<input type="checkbox"/>	<input type="checkbox"/> <input type="checkbox"/> <input type="checkbox"/> <input type="checkbox"/> <input type="checkbox"/> <input type="checkbox"/>	<input type="checkbox"/> <input type="checkbox"/>	<input type="checkbox"/> <input type="checkbox"/>	215.0#	\$ 2507	\$ 180
	• One 39" bookcase section with two 1/2" adjustable shelves	36 x 18"	7FB/36615/2D390B	<input type="checkbox"/> <input type="checkbox"/> <input type="checkbox"/> <input type="checkbox"/>	<input type="checkbox"/>	<input type="checkbox"/> <input type="checkbox"/> <input type="checkbox"/> <input type="checkbox"/> <input type="checkbox"/> <input type="checkbox"/>	<input type="checkbox"/> <input type="checkbox"/>	<input type="checkbox"/> <input type="checkbox"/>	240.0#	2549	180
	• 1-1/2" locking tie bar shelf	42 x 18"	7FB/42615/2D390B	<input type="checkbox"/> <input type="checkbox"/> <input type="checkbox"/> <input type="checkbox"/>	<input type="checkbox"/>	<input type="checkbox"/> <input type="checkbox"/> <input type="checkbox"/> <input type="checkbox"/> <input type="checkbox"/> <input type="checkbox"/>	<input type="checkbox"/> <input type="checkbox"/>	<input type="checkbox"/> <input type="checkbox"/>	270.0#	2750	180
	• Two 10-1/2" drawers with FBA folder bars										
	• Counterbalance weights are recommended for freestanding units										
S7FB											
	65-9/32" High Bookcase/File	30 x 18"	7FB/30615/2D360B	<input type="checkbox"/> <input type="checkbox"/> <input type="checkbox"/> <input type="checkbox"/>	<input type="checkbox"/>	<input type="checkbox"/> <input type="checkbox"/> <input type="checkbox"/> <input type="checkbox"/> <input type="checkbox"/> <input type="checkbox"/>	<input type="checkbox"/> <input type="checkbox"/>	<input type="checkbox"/> <input type="checkbox"/>	215.0#	\$ 2493	\$ 180
	• One 36" bookcase section with two 1/2" adjustable shelves	36 x 18"	7FB/36615/2D360B	<input type="checkbox"/> <input type="checkbox"/> <input type="checkbox"/> <input type="checkbox"/>	<input type="checkbox"/>	<input type="checkbox"/> <input type="checkbox"/> <input type="checkbox"/> <input type="checkbox"/> <input type="checkbox"/> <input type="checkbox"/>	<input type="checkbox"/> <input type="checkbox"/>	<input type="checkbox"/> <input type="checkbox"/>	240.0#	2527	180
	• 1-1/2" locking tie bar shelf	42 x 18"	7FB/42615/2D360B	<input type="checkbox"/> <input type="checkbox"/> <input type="checkbox"/> <input type="checkbox"/>	<input type="checkbox"/>	<input type="checkbox"/> <input type="checkbox"/> <input type="checkbox"/> <input type="checkbox"/> <input type="checkbox"/> <input type="checkbox"/>	<input type="checkbox"/> <input type="checkbox"/>	<input type="checkbox"/> <input type="checkbox"/>	270.0#	2734	180
	• Two 12" drawers with FBA folder bars										
	• Counterbalance weights are recommended for freestanding units										
S7FB											
	65-9/32" High Bookcase/File	30 x 18"	7FB/30615/3D330B	<input type="checkbox"/> <input type="checkbox"/> <input type="checkbox"/> <input type="checkbox"/>	<input type="checkbox"/>	<input type="checkbox"/> <input type="checkbox"/> <input type="checkbox"/> <input type="checkbox"/> <input type="checkbox"/> <input type="checkbox"/>	<input type="checkbox"/> <input type="checkbox"/>	<input type="checkbox"/> <input type="checkbox"/>	215.0#	\$ 2625	\$ 180
	• One 33" bookcase section with one 1/2" adjustable shelf	36 x 18"	7FB/36615/3D330B	<input type="checkbox"/> <input type="checkbox"/> <input type="checkbox"/> <input type="checkbox"/>	<input type="checkbox"/>	<input type="checkbox"/> <input type="checkbox"/> <input type="checkbox"/> <input type="checkbox"/> <input type="checkbox"/> <input type="checkbox"/>	<input type="checkbox"/> <input type="checkbox"/>	<input type="checkbox"/> <input type="checkbox"/>	240.0#	2675	180
	• 1-1/2" locking tie bar shelf	42 x 18"	7FB/42615/3D330B	<input type="checkbox"/> <input type="checkbox"/> <input type="checkbox"/> <input type="checkbox"/>	<input type="checkbox"/>	<input type="checkbox"/> <input type="checkbox"/> <input type="checkbox"/> <input type="checkbox"/> <input type="checkbox"/> <input type="checkbox"/>	<input type="checkbox"/> <input type="checkbox"/>	<input type="checkbox"/> <input type="checkbox"/>	270.0#	2874	180
	• One 6" drawer and two 10-1/2" drawers with FBA folder bars										
	• Counterbalance weights are recommended for freestanding units										
S7FB											
			A	B	C	D	E	F			

HOW TO ORDER

- Indicate the following information on order form:
- Quantity of each item.
 - Model number, including options. See "How To Build a Model Number".
 - Any special service required.

Note: • The ☐ indicates that a choice is required.

- The absence of the ☐ indicates that no choice is required.
- Alpha-numeric characters in place of ☐ indicate that no other alternatives are available.

HOW TO BUILD A MODEL NUMBER

- A** Select basic model.
- B** Select pull option.
- | | |
|-------------|-------------------------|
| ALBT | - Aluminum bow tie pull |
| ALMT | - Aluminum metric pull |
| ARCN | - Arc nickel pull |
| CLSC | - Classic (inset pull) |
| CZP | - Connection Zone pull |
- C** Select unit and drawer color.
Refer to the **Product Color Options** page in this price list.
- D** Select counterbalance weight.
- | | |
|--------------|-----------------------|
| CBW | - With Counterbalance |
| NOCBW | - No Counterbalance |
- See pricing column for counterbalance weight upcharge.
- E** Select lock option.
- | | |
|------------|----------------|
| KS | - Key standard |
| NLC | - No lock core |

F Select lock color.
Refer to the **Product Color Options** page in this price list.

INFORMATION

Folder Bars
Files are configured for side-to-side media storage. For alternative configurations, see the General Information section.

Height
All dimensions shown include 1/8" allowance for glides in recessed position.

Accessories
See accessory section for accessories that can be ordered separately.

Weights
Figures provided are approximate and reflect packaged product without additional accessories.

SPECIAL SERVICES

Special Carton Marking
With specially marked information N/C

Shipping
Ships **assembled, FOB Pembroke, ON K8A 0E1, freight prepaid.** Freight class 70.

Specifications and prices are subject to change without prior notice.

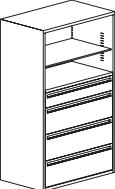
Preconfigured Multimedia Storage

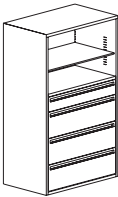
700 Series® Bookcase/File



Preconfigured Multimedia Storage

700 Series® Bookcase/File

			MODEL NUMBER								Counter- balance Weight add to list price
			Basic Model	Pull Option	Unit Color	Optional Counter- balance Weight	Lock Option	Lock Color			
MODEL	W x D								Approx. Packaged Weight	Delivered Pricing	
	65-9/32" High Bookcase/File	30 x 18"	7FB/30615/4D225B	<input type="checkbox"/> <input type="checkbox"/> <input type="checkbox"/> <input type="checkbox"/>	<input type="checkbox"/>	<input type="checkbox"/> <input type="checkbox"/> <input type="checkbox"/> <input type="checkbox"/> <input type="checkbox"/> <input type="checkbox"/>	<input type="checkbox"/> <input type="checkbox"/>	<input type="checkbox"/> <input type="checkbox"/>	215.0#	\$ 2957	\$ 180
	• One 22-1/2" bookcase section with one 1/2" adjustable shelf	36 x 18"	7FB/36615/4D225B	<input type="checkbox"/> <input type="checkbox"/> <input type="checkbox"/> <input type="checkbox"/>	<input type="checkbox"/>	<input type="checkbox"/> <input type="checkbox"/> <input type="checkbox"/> <input type="checkbox"/> <input type="checkbox"/> <input type="checkbox"/>	<input type="checkbox"/> <input type="checkbox"/>	<input type="checkbox"/> <input type="checkbox"/>	240.0#	3009	180
	• 1-1/2" locking tie bar shelf	42 x 18"	7FB/42615/4D225B	<input type="checkbox"/> <input type="checkbox"/> <input type="checkbox"/> <input type="checkbox"/>	<input type="checkbox"/>	<input type="checkbox"/> <input type="checkbox"/> <input type="checkbox"/> <input type="checkbox"/> <input type="checkbox"/> <input type="checkbox"/>	<input type="checkbox"/> <input type="checkbox"/>	<input type="checkbox"/> <input type="checkbox"/>	270.0#	3248	180
	• One 6" drawer and three 10-1/2" drawers with FBA folder bars										
	• Counterbalance weights are recommended for freestanding units										
			A	B	C	D	E	F			



S7FB

HOW TO ORDER

Indicate the following information on order form:

1. Quantity of each item.
2. Model number, including options. See "How To Build a Model Number".
3. Any special service required.

Note: • The ☐ indicates that a choice is required.

- The absence of the ☐ indicates that no choice is required.
- Alpha-numeric characters in place of ☐ indicate that no other alternatives are available.

HOW TO BUILD A MODEL NUMBER

- A** Select basic model.
- | | |
|-------------|-------------------------|
| ALBT | - Aluminum bow tie pull |
| ALMT | - Aluminum metric pull |
| ARCN | - Arc nickel pull |
| CLSC | - Classic (inset pull) |
| CZP | - Connection Zone pull |
- C** Select unit and drawer color.
Refer to the **Product Color Options** page in this price list.
- D** Select counterbalance weight.
- | | |
|--------------|-----------------------|
| CBW | - With Counterbalance |
| NOCBW | - No Counterbalance |
- See pricing column for counterbalance weight upcharge.
- E** Select lock option.
- | | |
|------------|----------------|
| KS | - Key standard |
| NLC | - No lock core |

- F** Select lock color.
Refer to the **Product Color Options** page in this price list.

INFORMATION

Folder Bars

Files are configured for side-to-side media storage. For alternative configurations, see the General Information section.

Height

All dimensions shown include 1/8" allowance for glides in recessed position.

Accessories

See accessory section for accessories that can be ordered separately.

Weights

Figures provided are approximate and reflect packaged product without additional accessories.

SPECIAL SERVICES

Special Carton Marking

With specially marked information N/C

Shipping

Ships assembled, FOB Pembroke, ON K8A 0E1, freight prepaid. Freight class 70.

Specifications and prices are subject to change without prior notice.

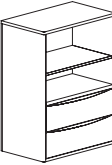
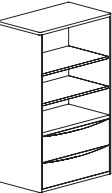
Preconfigured Multimedia Storage

700 Series® Curve Bookcase/Lateral File



Preconfigured Multimedia Storage

700 Series® Curve Bookcase/Lateral File

			MODEL NUMBER																
			Basic Model	Dimpled	Unit Color	Pull Color	Optional Counter-balance Weight	Lock Option	Lock Color										
MODEL			W x D							Approx. Packaged Weight	Delivered Pricing	Dimpled Front add to list price			Counter-balance Weight add to list price				
	53-1/32" High Bookcase/Lateral	30 x 18"	7CFB30495/2D270B	<input type="checkbox"/>	<input type="checkbox"/> <input type="checkbox"/>	<input type="checkbox"/> <input type="checkbox"/> <input type="checkbox"/> <input type="checkbox"/> <input type="checkbox"/> <input type="checkbox"/>	<input type="checkbox"/> <input type="checkbox"/> <input type="checkbox"/> <input type="checkbox"/>	<input type="checkbox"/> <input type="checkbox"/>	<input type="checkbox"/> <input type="checkbox"/>	197.0#	\$ 2439	\$	47	\$	180				
	• One 27" open bookcase section with one 1/2" adjustable shelf	36 x 18"	7CFB36495/2D270B	<input type="checkbox"/>	<input type="checkbox"/> <input type="checkbox"/>	<input type="checkbox"/> <input type="checkbox"/> <input type="checkbox"/> <input type="checkbox"/> <input type="checkbox"/> <input type="checkbox"/>	<input type="checkbox"/> <input type="checkbox"/> <input type="checkbox"/> <input type="checkbox"/>	<input type="checkbox"/> <input type="checkbox"/>	<input type="checkbox"/> <input type="checkbox"/>	213.0#	2507		48		180				
	• 1-1/2" locking tie bar shelf	42 x 18"	7CFB42495/2D270B	<input type="checkbox"/>	<input type="checkbox"/> <input type="checkbox"/>	<input type="checkbox"/> <input type="checkbox"/> <input type="checkbox"/> <input type="checkbox"/> <input type="checkbox"/> <input type="checkbox"/>	<input type="checkbox"/> <input type="checkbox"/> <input type="checkbox"/> <input type="checkbox"/>	<input type="checkbox"/> <input type="checkbox"/>	<input type="checkbox"/> <input type="checkbox"/>	235.0#	2683		51		180				
	• Two 10-1/2" drawers with FBA folder bars																		
	• Counterbalance weights are recommended for freestanding units																		
7CFB																			
	65-9/32" High Bookcase/Lateral	30 x 18"	7CFB30615/2D390B	<input type="checkbox"/>	<input type="checkbox"/> <input type="checkbox"/>	<input type="checkbox"/> <input type="checkbox"/> <input type="checkbox"/> <input type="checkbox"/> <input type="checkbox"/> <input type="checkbox"/>	<input type="checkbox"/> <input type="checkbox"/> <input type="checkbox"/> <input type="checkbox"/>	<input type="checkbox"/> <input type="checkbox"/>	<input type="checkbox"/> <input type="checkbox"/>	215.0#	\$ 2753	\$	51	\$	180				
	• One 39" open bookcase section with two 1/2" adjustable shelves	36 x 18"	7CFB36615/2D390B	<input type="checkbox"/>	<input type="checkbox"/> <input type="checkbox"/>	<input type="checkbox"/> <input type="checkbox"/> <input type="checkbox"/> <input type="checkbox"/> <input type="checkbox"/> <input type="checkbox"/>	<input type="checkbox"/> <input type="checkbox"/> <input type="checkbox"/> <input type="checkbox"/>	<input type="checkbox"/> <input type="checkbox"/>	<input type="checkbox"/> <input type="checkbox"/>	240.0#	2808		56		180				
	• 1-1/2" locking tie bar shelf	42 x 18"	7CFB42615/2D390B	<input type="checkbox"/>	<input type="checkbox"/> <input type="checkbox"/>	<input type="checkbox"/> <input type="checkbox"/> <input type="checkbox"/> <input type="checkbox"/> <input type="checkbox"/> <input type="checkbox"/>	<input type="checkbox"/> <input type="checkbox"/> <input type="checkbox"/> <input type="checkbox"/>	<input type="checkbox"/> <input type="checkbox"/>	<input type="checkbox"/> <input type="checkbox"/>	270.0#	3023		N/A		180				
	• Two 10-1/2" drawers with FBA folder bars																		
	• Counterbalance weights are recommended for freestanding units																		
7CFB																			
			A	B	C	D	E	F	G										

HOW TO ORDER

Indicate the following information on order form:

- Quantity of each item.
- Model number, including options. See "How To Build a Model Number".
- Any special service required.

Note:

- The ☐ indicates that a choice is required.
- The absence of the ☐ indicates that no choice is required.
- Alpha-numeric characters in place of ☐ indicate that no other alternatives are available.

HOW TO BUILD A MODEL NUMBER

- A** Select basic model.
- B** Select flat or dimpled front.

D

- Dimpled

F

- FlatSee upcharge column for D option.
- C** Select unit and drawer color.

Refer to the **Product Color Options** page in this price list.
- D** Select drawer pull color.

Refer to the **Product Color Options** page in this price list.
- E** Select counterbalance weight.

CBW

- With Counterbalance

NOCBW

- No CounterbalanceSee pricing column for counterbalance weight upcharge.
- F** Select lock option.

KA

- Key alike

- KS

- Key standard

NLC

- No lock core
- G** Select lock color.

Refer to the **Product Color Options** page in this price list.

INFORMATION

Folder Bars
Files are configured for side-to-side media storage. For alternative configurations, see the General Information section.

Height
All dimensions shown include 1/8" allowance for glides in recessed position.

Accessories
See accessory section for accessories that can be ordered separately.

Weights
Figures provided are approximate and reflect packaged product without additional accessories.

SPECIAL SERVICES

Special Carton Marking
With specially marked informationN/C

Shipping
Ships **assembled, FOB Pembroke, ON K8A 0E1, freight prepaid.** Freight class 70.

Specifications and prices are subject to change without prior notice.


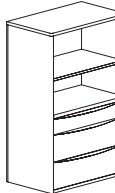
Preconfigured Multimedia Storage

700 Series® Curve Bookcase/Lateral File



Preconfigured Multimedia Storage

700 Series® Curve Bookcase/Lateral File

			MODEL NUMBER											
			Basic Model	Dimpled	Unit Color	Pull Color	Optional Counter-balance Weight	Lock Option	Lock Color					
MODEL	W x D													
	65-9/32" High Bookcase/Lateral	30 x 18"	7CFB30615/2D360B	<input type="checkbox"/>	<input type="checkbox"/> <input type="checkbox"/>	<input type="checkbox"/> <input type="checkbox"/> <input type="checkbox"/> <input type="checkbox"/> <input type="checkbox"/> <input type="checkbox"/>	<input type="checkbox"/> <input type="checkbox"/> <input type="checkbox"/> <input type="checkbox"/>	<input type="checkbox"/> <input type="checkbox"/>	<input type="checkbox"/> <input type="checkbox"/>	215.0#	\$ 2742	\$ 51	\$ 180	
	• One 36" open bookcase section with two 1/2" adjustable shelves	36 x 18"	7CFB36615/2D360B	<input type="checkbox"/>	<input type="checkbox"/> <input type="checkbox"/>	<input type="checkbox"/> <input type="checkbox"/> <input type="checkbox"/> <input type="checkbox"/> <input type="checkbox"/> <input type="checkbox"/>	<input type="checkbox"/> <input type="checkbox"/> <input type="checkbox"/> <input type="checkbox"/>	<input type="checkbox"/> <input type="checkbox"/>	<input type="checkbox"/> <input type="checkbox"/>	240.0#	2786	51	180	
	• 1-1/2" locking tie bar shelf	42 x 18"	7CFB42615/2D360B	<input type="checkbox"/>	<input type="checkbox"/> <input type="checkbox"/>	<input type="checkbox"/> <input type="checkbox"/> <input type="checkbox"/> <input type="checkbox"/> <input type="checkbox"/> <input type="checkbox"/>	<input type="checkbox"/> <input type="checkbox"/> <input type="checkbox"/> <input type="checkbox"/>	<input type="checkbox"/> <input type="checkbox"/>	<input type="checkbox"/> <input type="checkbox"/>	270.0#	3006	N/A	180	
	• Two 12" drawers with FBA folder bars													
	• Counterbalance weights are recommended for freestanding units													
7CFB														
	65-9/32" High Bookcase/Lateral	30 x 18"	7CFB30615/3D330B	<input type="checkbox"/>	<input type="checkbox"/> <input type="checkbox"/>	<input type="checkbox"/> <input type="checkbox"/> <input type="checkbox"/> <input type="checkbox"/> <input type="checkbox"/> <input type="checkbox"/>	<input type="checkbox"/> <input type="checkbox"/> <input type="checkbox"/> <input type="checkbox"/>	<input type="checkbox"/> <input type="checkbox"/>	<input type="checkbox"/> <input type="checkbox"/>	215.0#	\$ 2886	\$ 56	\$ 180	
	• One 33" open bookcase section with one 1/2" adjustable shelf	36 x 18"	7CFB36615/3D330B	<input type="checkbox"/>	<input type="checkbox"/> <input type="checkbox"/>	<input type="checkbox"/> <input type="checkbox"/> <input type="checkbox"/> <input type="checkbox"/> <input type="checkbox"/> <input type="checkbox"/>	<input type="checkbox"/> <input type="checkbox"/> <input type="checkbox"/> <input type="checkbox"/>	<input type="checkbox"/> <input type="checkbox"/>	<input type="checkbox"/> <input type="checkbox"/>	240.0#	2947	N/A	180	
	• 1-1/2" locking tie bar shelf	42 x 18"	7CFB42615/3D330B	<input type="checkbox"/>	<input type="checkbox"/> <input type="checkbox"/>	<input type="checkbox"/> <input type="checkbox"/> <input type="checkbox"/> <input type="checkbox"/> <input type="checkbox"/> <input type="checkbox"/>	<input type="checkbox"/> <input type="checkbox"/> <input type="checkbox"/> <input type="checkbox"/>	<input type="checkbox"/> <input type="checkbox"/>	<input type="checkbox"/> <input type="checkbox"/>	270.0#	3160	64	180	
	• One 6" drawer													
	• Two 10-1/2" drawers with FBA folder bars													
	• Counterbalance weights are recommended for freestanding units													
7CFB														
			A	B	C	D	E	F	G					

HOW TO ORDER

Indicate the following information on order form:

- Quantity of each item.
- Model number, including options. See "How To Build a Model Number".
- Any special service required.

Note:

- The ☐ indicates that a choice is required.
- The absence of the ☐ indicates that no choice is required.
- Alpha-numeric characters in place of ☐ indicate that no other alternatives are available.

HOW TO BUILD A MODEL NUMBER

- A** Select basic model.
- B** Select flat or dimpled front.

D

- Dimpled

F

- FlatSee upcharge column for D option.
- C** Select unit and drawer color.

Refer to the **Product Color Options** page in this price list.
- D** Select drawer pull color.

Refer to the **Product Color Options** page in this price list.
- E** Select counterbalance weight.

CBW

- With Counterbalance

NOCBW

- No CounterbalanceSee pricing column for counterbalance weight upcharge.
- F** Select lock option.

KA

- Key alike

- KS

- Key standard

NLC

- No lock core
- G** Select lock color.

Refer to the **Product Color Options** page in this price list.

INFORMATION

Folder Bars
Files are configured for side-to-side media storage. For alternative configurations, see the General Information section.

Height
All dimensions shown include 1/8" allowance for glides in recessed position.

Accessories
See accessory section for accessories that can be ordered separately.

Weights
Figures provided are approximate and reflect packaged product without additional accessories.

SPECIAL SERVICES

Special Carton Marking
With specially marked informationN/C

Shipping
Ships **assembled, FOB Pembroke, ON K8A 0E1, freight prepaid.** Freight class 70.

Specifications and prices are subject to change without prior notice.

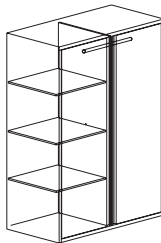

Preconfigured Multimedia Storage

700 Series® Wardrobe Cabinets



Preconfigured Multimedia Storage

700 Series® Wardrobe Cabinets

				MODEL NUMBER								
				Basic Model	Pull Option	Unit Color	Lock Option	Lock Color				
MODEL	Features	W x D x H								Approx. Packaged Weight	Delivered Pricing	
	65-9/32" High Wardrobe Multimedia Storage Cabinet <ul style="list-style-type: none">Coat rod on right sideThree adjustable blank shelves on left side	With 3 Shelves	30 x 18 x 65-9/32"	S7L/30615HWS	<input type="checkbox"/> <input type="checkbox"/> <input type="checkbox"/> <input type="checkbox"/>	<input type="checkbox"/> <input type="checkbox"/>	<input type="checkbox"/> <input type="checkbox"/> <input type="checkbox"/>	<input type="checkbox"/> <input type="checkbox"/> <input type="checkbox"/>		205.0#	\$ 2431	
		With 3 Shelves	36 x 18 x 65-9/32"	S7L/36615HWS	<input type="checkbox"/> <input type="checkbox"/> <input type="checkbox"/> <input type="checkbox"/>	<input type="checkbox"/> <input type="checkbox"/>	<input type="checkbox"/> <input type="checkbox"/> <input type="checkbox"/>	<input type="checkbox"/> <input type="checkbox"/> <input type="checkbox"/>		220.0#	2514	
S7CBU												
	65-9/32" High Wardrobe Multimedia Storage Cabinet <ul style="list-style-type: none">Available with coat rodDoor hinged right or left	Left Door	18 x 18 x 65-9/32"	S7L/18615HWL	<input type="checkbox"/> <input type="checkbox"/> <input type="checkbox"/> <input type="checkbox"/>	<input type="checkbox"/> <input type="checkbox"/>	<input type="checkbox"/> <input type="checkbox"/> <input type="checkbox"/>	<input type="checkbox"/> <input type="checkbox"/> <input type="checkbox"/>		135.0#	\$ 1390	
		Right Door	18 x 18 x 65-9/32"	S7L/18615HWR	<input type="checkbox"/> <input type="checkbox"/> <input type="checkbox"/> <input type="checkbox"/>	<input type="checkbox"/> <input type="checkbox"/>	<input type="checkbox"/> <input type="checkbox"/> <input type="checkbox"/>	<input type="checkbox"/> <input type="checkbox"/> <input type="checkbox"/>		135.0#	1390	
				A	B	C	D	E				

HOW TO ORDER

- Indicate the following information on order form:
- Quantity of each item.
 - Model number, including options. See "How To Build a Model Number".
 - Any special service required.

Note:

- The ☐ indicates that a choice is required.
- The absence of the ☐ indicates that no choice is required.
- Alpha-numeric characters in place of ☐ indicate that no other alternatives are available.

HOW TO BUILD A MODEL NUMBER

- A** Select basic model.
- | | |
|-------------|-------------------------|
| ALBT | - Aluminum bow tie pull |
| ALMT | - Aluminum metric pull |
| ARCN | - Arc nickel pull |
| CLSC | - Classic (inset pull) |
| CZP | - Connection Zone pull |
- C** Select unit color.
Refer to the **Product Color Options** page in this price list.
- D** Select lock option.
- | | |
|------------|----------------|
| KS | - Key standard |
| NLC | - No lock core |
- E** Select lock color.
Refer to the **Product Color Options** page in this price list.

INFORMATION

Height
All dimensions shown include 1/8" allowance for glides in recessed position.

Accessories
See accessory section for accessories that can be ordered separately.

Weights
Figures provided are approximate and reflect packaged product without additional accessories.

SPECIAL SERVICES

Special Carton Marking
With specially marked information N/C

Shipping
Ships **assembled, FOB Pembroke, ON K8A 0E1, freight prepaid.** Freight class 70.

Specifications and prices are subject to change without prior notice.



S7FL

**65-9/32" High Unit - 36"H Cupboard/
Bookcase, 2 Shelves**

- 36"H cupboard or bookcase with 2 shelves (files 2 rows of binders)
- 1-1/2" tie bar shelf
- Two 12"H drawers with FBA bars
- 6"W full length door (left or right side locker) with coat rod
- 24"W file
- Full length pull and lock
- Cupboard shown in picture
- Two locks per bookcase unit
- Three locks per cupboard and markerboard units
- Last model digit indicates locker hinge location

Indicate the following information on order form:

1. Quantity of each item.
2. Model number, including options. See "How To Build a Model Number".
3. Any special service required.

Note:

- The ☐ indicates that a choice is required.
- The absence of the ☐ indicates that no choice is required.
- Alpha-numeric characters in place of ☐ indicate that no other alternatives are available.

A Select basic model.

ALBT	- Aluminum bow tie pull
ALMT	- Aluminum metric pull
ARCN	- Arc nickel pull
CLSC	- Classic (inset pull)
CZP	- Connection Zone pull

C Select unit and drawer color.
Refer to the **Product Color Options** page in this price list.

D Select lock option.

KA	- Key alike
KS	- Key standard
NLC	- No lock core

E Select lock color.
Refer to the **Product Color Options** page in this price list.

Folder Bars

Files are configured for side-to-side media storage. For alternative configurations, see the General Information section.

All dimensions shown include 1/8" allowance for glides in recessed position.

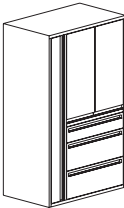
See accessory section for accessories that can be ordered separately.

Figures provided are approximate and reflect packaged product without additional accessories.

With specially marked information N/C

**Ships assembled, FOB Pembroke, ON K8A 0E1,
freight prepaid. Freight class 70.**

Specifications and prices are subject to change without prior notice.



**65-9/32" High Unit - 30"H Cupboard/
Bookcase, 1 Shelf**

- 30"H cupboard or bookcase with 1 shelf (files 2 rows of binders)
- 1-1/2" tie bar shelf
- One 6"H drawer, two 12"H drawers
- 6"W full length door (left or right side locker) with coat rod
- 24"W file
- Full length pull and lock
- Markerboard shown in picture
- Two locks per bookcase unit
- Three locks per cupboard and markerboard units
- Last model digit indicates locker hinge location

[illegible]

Indicate the following information on order form:

1. Quantity of each item.
2. Model number, including options. See "How To Build a Model Number".
3. Any special service required.

- The absence of the ☐ indicates that no choice is required.
- Alpha-numeric characters in place of ☐ indicate that no other alternatives are available.

A Select basic model.

- B** Select pull option.

ALBT	- Aluminum bow tie pull
ALMT	- Aluminum metric pull
ARCN	- Arc nickel pull
CLSC	- Classic (inset pull)
CZP	- Connection Zone pull

- C** Select unit and drawer color.

Refer to the **Product Color Options** page in this price list.

- D** Select lock option.

KS	- Key standard
NLC	- No lock core
KA	- Key alike

- E** Select lock color.

Refer to the **Product Color Options** page in this price list.

Folder Bars

Folder Bars

Files are configured for side-to-side media storage. For alternative configurations, see the General Information section.

Height

All dimensions shown include 1/8" allowance for glides in recessed position.

Accessories

See accessory section for accessories that can be ordered separately.

Weights

Figures provided are approximate and reflect packaged product without additional accessories.

Special Carton Marking

With specially marked information N/C

Shipping

**Ships assembled, FOB Pembroke, ON K8A 0E1,
freight prepaid. Freight class 70.**

Specifications and prices are subject to change without prior notice.


Preconfigured Locker Units

700 Series® Cupboard/Bookcase/Markerboard



Preconfigured Locker Units

700 Series® Cupboard/Bookcase/Markerboard

			MODEL NUMBER						
			Basic Model	Pull Option	Unit Color	Lock Option	Lock Color		
	Locker Left, Bookcase Right	30 x 18"	7FL/3061518/3D285B/6FLL	□□□□	□□	□□□	□□□	186.0#	\$ 3450
	Locker Right, Bookcase Left	30 x 18"	7FL/3061518/3D285B/6FLR	□□□□	□□	□□□	□□□	186.0#	3450
	Locker Left, Cupboard Right	30 x 18"	7FL/3061518/3D285C/6FLL	□□□□	□□	□□□	□□□	194.0#	3724
	Locker Right, Cupboard Left	30 x 18"	7FL/3061518/3D285C/6FLR	□□□□	□□	□□□	□□□	194.0#	3724
	Locker Left, Markerboard Right	30 x 18"	7FL/3061518/3D285CMB/6FLL	□□□□	□□	□□□	□□□	194.0#	4739
	Locker Right, Markerboard Left	30 x 18"	7FL/3061518/3D285CMB/6FLR	□□□□	□□	□□□	□□□	194.0#	4739
			A	B	C	D	E		

S7FL

65-9/32" High Unit - 28-1/2"H Cupboard/Bookcase, 1 Shelf

- 28-1/2"H cupboard or bookcase with 1 shelf (files 2 rows of binders)
- 1-1/2" tie bar shelf
- Three 10-1/2"H drawers
- 6"W full length door (left or right side locker) with coat rod
- 24"W file
- Full length pull and lock
- Cupboard shown in picture
- Two locks per bookcase unit
- Three locks per cupboard and markerboard units
- Last model digit indicates locker hinge location

HOW TO ORDER

Indicate the following information on order form:

1. Quantity of each item.
2. Model number, including options. See "How To Build a Model Number".
3. Any special service required.

Note:

- The ☐ indicates that a choice is required.
- The absence of the ☐ indicates that no choice is required.
- Alpha-numeric characters in place of ☐ indicate that no other alternatives are available.

HOW TO BUILD A MODEL NUMBER

- A** Select basic model.
- B** Select pull option.
- | | |
|-------------|-------------------------|
| ALBT | - Aluminum bow tie pull |
| ALMT | - Aluminum metric pull |
| ARCN | - Arc nickel pull |
| CLSC | - Classic (inset pull) |
| CZP | - Connection Zone pull |
- C** Select unit and drawer color.
Refer to the **Product Color Options** page in this price list.
- D** Select lock option.
- | | |
|------------|----------------|
| KA | - Key alike |
| KS | - Key standard |
| NLC | - No lock core |
- E** Select lock color.
Refer to the **Product Color Options** page in this price list.

INFORMATION

Folder Bars
Files are configured for side-to-side media storage. For alternative configurations, see the General Information section.

Height
All dimensions shown include 1/8" allowance for glides in recessed position.

Accessories
See accessory section for accessories that can be ordered separately.

Weights
Figures provided are approximate and reflect packaged product without additional accessories.


SPECIAL SERVICES

Special Carton Marking

With specially marked information	N/C
-----------------------------------	-----

Shipping
Ships **assembled, FOB Pembroke, ON K8A 0E1, freight prepaid.** Freight class 70.

Specifications and prices are subject to change without prior notice.



A line drawing of a tall, narrow storage unit. It features a top section with a door and a pull handle, and a lower section with three drawers. The unit is shown from a three-quarter perspective.

S7FL

**65-9/32" High Unit - 33"H Cupboard/
Bookcase, 1 Shelf**

- 33"H cupboard or bookcase with 1 shelf (files 2 rows of binders)
- 1-1/2" tie bar shelf
- One 6"H drawer, two 10-1/2"H drawers
- 6"W full length door (left or right side locker) with coat rod
- 24"W file
- Full length pull and lock
- Bookcase shown in picture
- Two locks per bookcase unit
- Three locks per cupboard and markerboard units
- Last model digit indicates locker hinge location

Indicate the following information on order form:

1. Quantity of each item.
2. Model number, including options. See "How To Build a Model Number".
3. Any special service required.

Note:

- The ☐ indicates that a choice is required.
- The absence of the ☐ indicates that no choice is required.
- Alpha-numeric characters in place of ☐ indicate that no other alternatives are available.

A Select basic model.

ALBT	- Aluminum bow tie pull
ALMT	- Aluminum metric pull
ARCN	- Arc nickel pull
CLSC	- Classic (inset pull)
CZP	- Connection Zone pull

C Select unit and drawer color.
Refer to the **Product Color Options** page in this price list.

D Select lock option.

KS	- Key standard
NLC	- No lock core
KA	- Key alike

E Select lock color.
Refer to the **Product Color Options** page in this price list.

Folder Bars

Files are configured for side-to-side media storage. For alternative configurations, see the General Information section.

All dimensions shown include 1/8" allowance for glides in recessed position.

See accessory section for accessories that can be ordered separately.

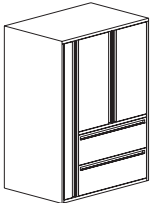
Figures provided are approximate and reflect packaged product without additional accessories.

With specially marked information N/C

**Ships assembled, FOB Pembroke, ON K8A 0E1,
freight prepaid. Freight class 70.**

Specifications and prices are subject to change without prior notice.



			MODEL NUMBER						
			Basic Model	Pull Option	Unit Color	Lock Option	Lock Color		
	Features	W x D						Approx. Packaged Weight	Delivered Pricing
	Locker Left, Bookcase Right	30 x 24"	7FL/3061524/2D360B/6FLL	□□□□	□□	□□□	□□□	188.0#	\$ 3454
	Locker Right, Bookcase Left	30 x 24"	7FL/3061524/2D360B/6FLR	□□□□	□□	□□□	□□□	188.0#	3454
	Locker Left, Cupboard Right	30 x 24"	7FL/3061524/2D360C/6FLL	□□□□	□□	□□□	□□□	196.0#	3765
	Locker Right, Cupboard Left	30 x 24"	7FL/3061524/2D360C/6FLR	□□□□	□□	□□□	□□□	196.0#	3765
	Locker Left, Markerboard Right	30 x 24"	7FL/3061524/2D360CMB/6FLL	□□□□	□□	□□□	□□□	196.0#	5476
	Locker Right, Markerboard Left	30 x 24"	7FL/3061524/2D360CMB/6FLR	□□□□	□□	□□□	□□□	196.0#	5476
			A	B	C	D	E		

S7FL

65-9/32" High Unit - 36"H Cupboard/Bookcase, 2 Shelves

- 36"H cupboard or bookcase with 2 shelves (files 2 rows of binders)
- 1-1/2" tie bar shelf
- Two 12"H drawers
- 6"W full length door (left or right side locker) with coat rod
- 24"W file
- Full length pull and lock
- Cupboard shown in picture
- Two locks per bookcase unit
- Three locks per cupboard and markerboard units
- Last model digit indicates locker hinge location

HOW TO ORDER

Indicate the following information on order form:

1. Quantity of each item.
2. Model number, including options. See "How To Build a Model Number".
3. Any special service required.

Note:

- The □ indicates that a choice is required.
- The absence of the □ indicates that no choice is required.
- Alpha-numeric characters in place of □ indicate that no other alternatives are available.

HOW TO BUILD A MODEL NUMBER

- A** Select basic model.
- B** Select pull option.
- | | |
|-------------|-------------------------|
| ALBT | - Aluminum bow tie pull |
| ALMT | - Aluminum metric pull |
| ARCN | - Arc nickel pull |
| CLSC | - Classic (inset pull) |
| CZP | - Connection Zone pull |
- C** Select unit and drawer color.
Refer to the **Product Color Options** page in this price list.
- D** Select lock option.
- | | |
|------------|----------------|
| KA | - Key alike |
| KS | - Key standard |
| NLC | - No lock core |
- E** Select lock color.
Refer to the **Product Color Options** page in this price list.

INFORMATION

Folder Bars
Files are configured for side-to-side media storage. For alternative configurations, see the General Information section.

Height
All dimensions shown include 1/8" allowance for glides in recessed position.

Accessories
See accessory section for accessories that can be ordered separately.

Weights
Figures provided are approximate and reflect packaged product without additional accessories.

SPECIAL SERVICES


Special Carton Marking

With specially marked information	N/C
-----------------------------------	-----

Shipping
Ships **assembled, FOB Pembroke, ON K8A 0E1, freight prepaid.** Freight class 70.

Specifications and prices are subject to change without prior notice.



			MODEL NUMBER						
			Basic Model	Pull Option	Unit Color	Lock Option	Lock Color		
	Locker Left, Bookcase Right	30 x 24"	7FL/3061524/3D300B/6FLL	□□□□	□□	□□□	□□□	199.0#	\$ 3459
	Locker Right, Bookcase Left	30 x 24"	7FL/3061524/3D300B/6FLR	□□□□	□□	□□□	□□□	199.0#	3459
	Locker Left, Cupboard Right	30 x 24"	7FL/3061524/3D300C/6FLL	□□□□	□□	□□□	□□□	208.0#	3724
	Locker Right, Cupboard Left	30 x 24"	7FL/3061524/3D300C/6FLR	□□□□	□□	□□□	□□□	208.0#	3724
	Locker Left, Markerboard Right	30 x 24"	7FL/3061524/3D300CMB/6FLL	□□□□	□□	□□□	□□□	208.0#	4856
	Locker Right, Markerboard Left	30 x 24"	7FL/3061524/3D300CMB/6FLR	□□□□	□□	□□□	□□□	208.0#	4856
			A	B	C	D	E		

S7FL

65-9/32" High Unit - 30"H Cupboard/Bookcase, 1 Shelf

- 30"H cupboard or bookcase with 1 shelf (files 2 rows of binders)
- 1-1/2" tie bar shelf
- One 6"H drawer, two 12"H drawers
- 6"W full length door (left or right side locker) with coat rod
- 24"W file
- Full length pull and lock
- Markerboard shown in picture
- Two locks per bookcase unit
- Three locks per cupboard and markerboard units
- Last model digit indicates locker hinge location

HOW TO ORDER

Indicate the following information on order form:

1. Quantity of each item.
2. Model number, including options. See "How To Build a Model Number".
3. Any special service required.

Note:

- The ☐ indicates that a choice is required.
- The absence of the ☐ indicates that no choice is required.
- Alpha-numeric characters in place of ☐ indicate that no other alternatives are available.

HOW TO BUILD A MODEL NUMBER

- A**Select basic model.

ALBT	- Aluminum bow tie pull
ALMT	- Aluminum metric pull
ARCN	- Arc nickel pull
CLSC	- Classic (inset pull)
CZP	- Connection Zone pull
- C**Select unit and drawer color.
Refer to the **Product Color Options** page in this price list.
- D**Select lock option.

KS	- Key standard
NLC	- No lock core
KA	- Key alike
- E**Select lock color.
Refer to the **Product Color Options** page in this price list.

INFORMATION

Folder Bars
Files are configured for side-to-side media storage. For alternative configurations, see the General Information section.

Height
All dimensions shown include 1/8" allowance for glides in recessed position.

Accessories
See accessory section for accessories that can be ordered separately.

Weights
Figures provided are approximate and reflect packaged product without additional accessories.

SPECIAL SERVICES

Special Carton Marking

With specially marked information	N/C
-----------------------------------	-----

Shipping
Ships **assembled, FOB Pembroke, ON K8A 0E1, freight prepaid.** Freight class 70.

Specifications and prices are subject to change without prior notice.

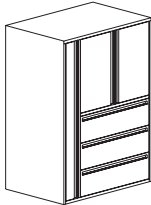
Preconfigured Locker Units

700 Series® Cupboard/Bookcase/Markerboard



Preconfigured Locker Units

700 Series® Cupboard/Bookcase/Markerboard

			MODEL NUMBER						
			Basic Model	Pull Option	Unit Color	Lock Option	Lock Color		
	Locker Left, Bookcase Right	30 x 24"	7FL/3061524/3D285B/6FLL	□□□□	□□	□□□	□□□	208.0#	\$ 3669
	Locker Right, Bookcase Left	30 x 24"	7FL/3061524/3D285B/6FLR	□□□□	□□	□□□	□□□	208.0#	3669
	Locker Left, Cupboard Right	30 x 24"	7FL/3061524/3D285C/6FLL	□□□□	□□	□□□	□□□	231.0#	3922
	Locker Right, Cupboard Left	30 x 24"	7FL/3061524/3D285C/6FLR	□□□□	□□	□□□	□□□	231.0#	3922
	Locker Left, Markerboard Right	30 x 24"	7FL/3061524/3D285CMB/6FLL	□□□□	□□	□□□	□□□	231.0#	4938
	Locker Right, Markerboard Left	30 x 24"	7FL/3061524/3D285CMB/6FLR	□□□□	□□	□□□	□□□	231.0#	4938
			A	B	C	D	E		

S7FL

65-9/32" High Unit - 28-1/2"H Cupboard/Bookcase, 1 Shelf

- 28-1/2"H cupboard or bookcase with 1 shelf (files 2 rows of binders)
- 1-1/2" tie bar shelf
- Three 10-1/2"H drawers
- 6"W full length door (left or right side locker) with coat rod
- 24"W file
- Full length pull and lock
- Cupboard shown in picture
- Two locks per bookcase unit
- Three locks per cupboard and markerboard units
- Last model digit indicates locker hinge location

HOW TO ORDER

Indicate the following information on order form:

1. Quantity of each item.
2. Model number, including options. See "How To Build a Model Number".
3. Any special service required.

Note:

- The □ indicates that a choice is required.
- The absence of the □ indicates that no choice is required.
- Alpha-numeric characters in place of □ indicate that no other alternatives are available.

HOW TO BUILD A MODEL NUMBER

- A** Select basic model.
- B** Select pull option.
- | | |
|-------------|-------------------------|
| ALBT | - Aluminum bow tie pull |
| ALMT | - Aluminum metric pull |
| ARCN | - Arc nickel pull |
| CLSC | - Classic (inset pull) |
| CZP | - Connection Zone pull |
- C** Select unit and drawer color.
Refer to the **Product Color Options** page in this price list.
- D** Select lock option.
- | | |
|------------|----------------|
| KA | - Key alike |
| KS | - Key standard |
| NLC | - No lock core |
- E** Select lock color.
Refer to the **Product Color Options** page in this price list.

INFORMATION

Folder Bars
Files are configured for side-to-side media storage. For alternative configurations, see the General Information section.

Height
All dimensions shown include 1/8" allowance for glides in recessed position.

Accessories
See accessory section for accessories that can be ordered separately.

Weights
Figures provided are approximate and reflect packaged product without additional accessories.

SPECIAL SERVICES

Special Carton Marking

With specially marked information	N/C
-----------------------------------	-----

Shipping
Ships **assembled, FOB Pembroke, ON K8A 0E1, freight prepaid.** Freight class 70.

Specifications and prices are subject to change without prior notice.

Preconfigured Locker Units

700 Series® Cupboard/Bookcase/Markerboard



Preconfigured Locker Units

700 Series® Cupboard/Bookcase/Markerboard

[illegible]

E

HOW TO ORDER

Indicate the following information on order form:

1. Quantity of each item.
2. Model number, including options. See "How To Build a Model Number".
3. Any special service required.

Note: • The ☐ indicates that a choice is required.

- The absence of the ☐ indicates that no choice is required.
- Alpha-numeric characters in place of ☐ indicate that no other alternatives are available.

HOW TO BUILD A MODEL NUMBER

A Select basic model.

B Select pull option.

ALBT	- Aluminum bow tie pull
ALMT	- Aluminum metric pull
ARCN	- Arc nickel pull
CLSC	- Classic (inset pull)
CZP	- Connection Zone pull

C Select unit and drawer color.

Refer to the **Product Color Options** page in this price list.

D Select lock option.

KS	- Key standard
NLC	- No lock core
KA	- Key alike

E Select lock color.

Refer to the **Product Color Options** page in this price list.

INFORMATION

Folder Bars

Files are configured for side-to-side media storage. For alternative configurations, see the General Information section.

Height

All dimensions shown include 1/8" allowance for glides in recessed position.

Accessories

See accessory section for accessories that can be ordered separately.

Weights

Figures provided are approximate and reflect packaged product without additional accessories.

SPECIAL SERVICES

Special Carton Marking


With specially marked information N/C

Shipping

Ships assembled, FOB Pembroke, ON K8A 0E1, freight prepaid. Freight class 70.

Specifications and prices are subject to change without prior notice.



			MODEL NUMBER									
			Basic Model	Dimpled	Unit Color	Pull Color	Lock Option	Lock Color				
Features	W x D								Approx. Packaged Weight	Delivered Pricing	Dimpled Front add to list price	
	Locker Left, Bookcase Right	30 x 18"	7CFL3061518/2D360B/6FLL	<input type="checkbox"/>	<input type="checkbox"/> <input type="checkbox"/> <input type="checkbox"/> <input type="checkbox"/>	<input type="checkbox"/> <input type="checkbox"/> <input type="checkbox"/> <input type="checkbox"/> <input type="checkbox"/> <input type="checkbox"/>	<input type="checkbox"/> <input type="checkbox"/> <input type="checkbox"/> <input type="checkbox"/>	<input type="checkbox"/> <input type="checkbox"/> <input type="checkbox"/> <input type="checkbox"/>	168.0#	\$ 3860	\$	75
	Locker Right, Bookcase Left	30 x 18"	7CFL3061518/2D360B/6FLR	<input type="checkbox"/>	<input type="checkbox"/> <input type="checkbox"/> <input type="checkbox"/> <input type="checkbox"/>	<input type="checkbox"/> <input type="checkbox"/> <input type="checkbox"/> <input type="checkbox"/> <input type="checkbox"/> <input type="checkbox"/>	<input type="checkbox"/> <input type="checkbox"/> <input type="checkbox"/> <input type="checkbox"/>	<input type="checkbox"/> <input type="checkbox"/> <input type="checkbox"/> <input type="checkbox"/>	168.0#	3860		75
	Locker Left, Cupboard Right	30 x 18"	7CFL3061518/2D360C/6FLL	<input type="checkbox"/>	<input type="checkbox"/> <input type="checkbox"/> <input type="checkbox"/> <input type="checkbox"/>	<input type="checkbox"/> <input type="checkbox"/> <input type="checkbox"/> <input type="checkbox"/> <input type="checkbox"/> <input type="checkbox"/>	<input type="checkbox"/> <input type="checkbox"/> <input type="checkbox"/> <input type="checkbox"/>	<input type="checkbox"/> <input type="checkbox"/> <input type="checkbox"/> <input type="checkbox"/>	175.0#	4279		81
	Locker Right, Cupboard Left	30 x 18"	7CFL3061518/2D360C/6FLR	<input type="checkbox"/>	<input type="checkbox"/> <input type="checkbox"/> <input type="checkbox"/> <input type="checkbox"/>	<input type="checkbox"/> <input type="checkbox"/> <input type="checkbox"/> <input type="checkbox"/> <input type="checkbox"/> <input type="checkbox"/>	<input type="checkbox"/> <input type="checkbox"/> <input type="checkbox"/> <input type="checkbox"/>	<input type="checkbox"/> <input type="checkbox"/> <input type="checkbox"/> <input type="checkbox"/>	175.0#	4279		81
	Locker Left, Markerboard Right	30 x 18"	7CFL3061518/2D360CMB/6FLL	<input type="checkbox"/>	<input type="checkbox"/> <input type="checkbox"/> <input type="checkbox"/> <input type="checkbox"/>	<input type="checkbox"/> <input type="checkbox"/> <input type="checkbox"/> <input type="checkbox"/> <input type="checkbox"/> <input type="checkbox"/>	<input type="checkbox"/> <input type="checkbox"/> <input type="checkbox"/> <input type="checkbox"/>	<input type="checkbox"/> <input type="checkbox"/> <input type="checkbox"/> <input type="checkbox"/>	175.0#	6335		118
	Locker Right, Markerboard Left	30 x 18"	7CFL3061518/2D360CMB/6FLR	<input type="checkbox"/>	<input type="checkbox"/> <input type="checkbox"/> <input type="checkbox"/> <input type="checkbox"/>	<input type="checkbox"/> <input type="checkbox"/> <input type="checkbox"/> <input type="checkbox"/> <input type="checkbox"/> <input type="checkbox"/>	<input type="checkbox"/> <input type="checkbox"/> <input type="checkbox"/> <input type="checkbox"/>	<input type="checkbox"/> <input type="checkbox"/> <input type="checkbox"/> <input type="checkbox"/>	175.0#	6335		118
7CFL 65-9/32" High Unit - 36"H Cupboard/Bookcase, 2 Shelves <ul style="list-style-type: none">• 36"H cupboard or bookcase w/2 shelves (files 2 rows of binders)• 1-1/2" tie bar shelf• Two 12"H drawers• 6"W full length door (left or right side locker) with coat rod• 24"W file• Full length pull and lock• Cupboard shown in picture• Two locks per bookcase unit• Three locks per cupboard and markerboard units• Last model digit indicates locker hinge location												
			A	B	C	D	E	F				

HOW TO ORDER

Indicate the following information on order form:

1. Quantity of each item.
2. Model number, including options. See "How To Build a Model Number".
3. Any special service required.

Note:

- The ☐ indicates that a choice is required.
- The absence of the ☐ indicates that no choice is required.
- Alpha-numeric characters in place of ☐ indicate that no other alternatives are available.

HOW TO BUILD A MODEL NUMBER

- A**Select basic model.
- B**Select flat or dimpled front.

D

- Dimpled

F

- Flat

See upcharge column for D option.
- C**Select unit and drawer color.

Refer to the **Product Color Options** page in this price list.
- D**Select drawer pull color.

Refer to the **Product Color Options** page in this price list.
- E**Select lock option.

KA

- Key alike

KS

- Key standard

NLC

- No lock core
- F**Select lock color.

Refer to the **Product Color Options** page in this price list.

INFORMATION

Folder Bars
Files are configured for side-to-side media storage. For alternative configurations, see the General Information section.

Height
All dimensions shown include 1/8" allowance for glides in recessed position.

Accessories
See accessory section for accessories that can be ordered separately.

Weights
Figures provided are approximate and reflect packaged product without additional accessories.

SPECIAL SERVICES

Special Carton Marking
With specially marked information N/C

Shipping
Ships **assembled, FOB Pembroke, ON K8A 0E1, freight prepaid.** Freight class 70.

Specifications and prices are subject to change without prior notice.

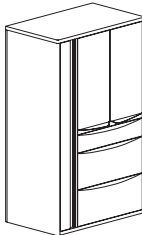
Preconfigured Locker Units

700 Series® Curve Cupboard/Bookcase/Markerboard



Preconfigured Locker Units

700 Series® Curve Cupboard/Bookcase/Markerboard

			MODEL NUMBER									
			Basic Model	Dimpled	Unit Color	Pull Color	Lock Option	Lock Color				
Features	W x D											
	Locker Left, Bookcase Right	30 x 18"	7CFL3061518/3D300B/6FLL	<input type="checkbox"/>	<input type="checkbox"/> <input type="checkbox"/> <input type="checkbox"/>	<input type="checkbox"/> <input type="checkbox"/> <input type="checkbox"/> <input type="checkbox"/> <input type="checkbox"/> <input type="checkbox"/>	<input type="checkbox"/> <input type="checkbox"/> <input type="checkbox"/> <input type="checkbox"/>	<input type="checkbox"/> <input type="checkbox"/> <input type="checkbox"/> <input type="checkbox"/>	182.0#	\$ 3900	\$ 75	
	Locker Right, Bookcase Left	30 x 18"	7CFL3061518/3D300B/6FLR	<input type="checkbox"/>	<input type="checkbox"/> <input type="checkbox"/> <input type="checkbox"/>	<input type="checkbox"/> <input type="checkbox"/> <input type="checkbox"/> <input type="checkbox"/> <input type="checkbox"/> <input type="checkbox"/>	<input type="checkbox"/> <input type="checkbox"/> <input type="checkbox"/> <input type="checkbox"/>	<input type="checkbox"/> <input type="checkbox"/> <input type="checkbox"/> <input type="checkbox"/>	182.0#	3900	75	
	Locker Left, Cupboard Right	30 x 18"	7CFL3061518/3D300C/6FLL	<input type="checkbox"/>	<input type="checkbox"/> <input type="checkbox"/> <input type="checkbox"/>	<input type="checkbox"/> <input type="checkbox"/> <input type="checkbox"/> <input type="checkbox"/> <input type="checkbox"/> <input type="checkbox"/>	<input type="checkbox"/> <input type="checkbox"/> <input type="checkbox"/> <input type="checkbox"/>	<input type="checkbox"/> <input type="checkbox"/> <input type="checkbox"/> <input type="checkbox"/>	191.0#	4232	80	
	Locker Right, Cupboard Left	30 x 18"	7CFL3061518/3D300C/6FLR	<input type="checkbox"/>	<input type="checkbox"/> <input type="checkbox"/> <input type="checkbox"/>	<input type="checkbox"/> <input type="checkbox"/> <input type="checkbox"/> <input type="checkbox"/> <input type="checkbox"/> <input type="checkbox"/>	<input type="checkbox"/> <input type="checkbox"/> <input type="checkbox"/> <input type="checkbox"/>	<input type="checkbox"/> <input type="checkbox"/> <input type="checkbox"/> <input type="checkbox"/>	191.0#	4232	80	
	Locker Left, Markerboard Right	30 x 18"	7CFL3061518/3D300CMB/6FLL	<input type="checkbox"/>	<input type="checkbox"/> <input type="checkbox"/> <input type="checkbox"/>	<input type="checkbox"/> <input type="checkbox"/> <input type="checkbox"/> <input type="checkbox"/> <input type="checkbox"/> <input type="checkbox"/>	<input type="checkbox"/> <input type="checkbox"/> <input type="checkbox"/> <input type="checkbox"/>	<input type="checkbox"/> <input type="checkbox"/> <input type="checkbox"/> <input type="checkbox"/>	191.0#	5583	107	
	Locker Right, Markerboard Left	30 x 18"	7CFL3061518/3D300CMB/6FLR	<input type="checkbox"/>	<input type="checkbox"/> <input type="checkbox"/> <input type="checkbox"/>	<input type="checkbox"/> <input type="checkbox"/> <input type="checkbox"/> <input type="checkbox"/> <input type="checkbox"/> <input type="checkbox"/>	<input type="checkbox"/> <input type="checkbox"/> <input type="checkbox"/> <input type="checkbox"/>	<input type="checkbox"/> <input type="checkbox"/> <input type="checkbox"/> <input type="checkbox"/>	191.0#	5583	107	
7CFL												
65-9/32" High Unit - 30"H Cupboard/Bookcase, 1 Shelf												
• 30"H cupboard or bookcase w/1 shelf (files 2 rows of binders)												
• 1-1/2" tie bar shelf												
• One 6"H drawer, two 12"H drawers												
• 6"W full length door (left or right side locker) with coat rod												
• 24"W file												
• Full length pull and lock												
• Markerboard shown in picture												
• Two locks per bookcase unit												
• Three locks per cupboard and markerboard units												
• Last model digit indicates locker hinge location												
			A	B	C	D	E	F				

HOW TO ORDER

Indicate the following information on order form:

- Quantity of each item.
- Model number, including options. See "How To Build a Model Number".
- Any special service required.

Note:

- The ☐ indicates that a choice is required.
- The absence of the ☐ indicates that no choice is required.
- Alpha-numeric characters in place of ☐ indicate that no other alternatives are available.

HOW TO BUILD A MODEL NUMBER

- A** Select basic model.
- B** Select flat or dimpled front.

D - Dimpled
F - Flat

See upcharge column for D option.
- C** Select unit and drawer color.

Refer to the **Product Color Options** page in this price list.
- D** Select drawer pull color.

Refer to the **Product Color Options** page in this price list.
- E** Select lock option.

KA - Key alike
KS - Key standard
NLC - No lock core
- F** Select lock color.

Refer to the **Product Color Options** page in this price list.

INFORMATION

Folder Bars
Files are configured for side-to-side media storage. For alternative configurations, see the General Information section.

Height
All dimensions shown include 1/8" allowance for glides in recessed position.

Accessories
See accessory section for accessories that can be ordered separately.

Weights
Figures provided are approximate and reflect packaged product without additional accessories.

SPECIAL SERVICES

Special Carton Marking
With specially marked information N/C

Shipping
Ships **assembled, FOB Pembroke, ON K8A 0E1, freight prepaid.** Freight class 70.

Specifications and prices are subject to change without prior notice.


Preconfigured Locker Units

700 Series® Curve Cupboard/Bookcase/Markerboard



Preconfigured Locker Units

700 Series® Curve Cupboard/Bookcase/Markerboard

			MODEL NUMBER									
			Basic Model	Dimpled	Unit Color	Pull Color	Lock Option	Lock Color				
Features	W x D								Approx. Packaged Weight	Delivered Pricing		Dimpled Front add to list price
	Locker Left, Bookcase Right	30 x 18"	7CFL3061518/3D285B/6FLL	<input type="checkbox"/>	□□□	□□□□□□□□	□□□	□□□	186.0#	\$ 4139		\$ 80
	Locker Right, Bookcase Left	30 x 18"	7CFL3061518/3D285B/6FLR	<input type="checkbox"/>	□□□	□□□□□□□□	□□□	□□□	186.0#	4139		80
	Locker Left, Cupboard Right	30 x 18"	7CFL3061518/3D285C/6FLL	<input type="checkbox"/>	□□□	□□□□□□□□	□□□	□□□	194.0#	4466		87
	Locker Right, Cupboard Left	30 x 18"	7CFL3061518/3D285C/6FLR	<input type="checkbox"/>	□□□	□□□□□□□□	□□□	□□□	194.0#	4466		87
	Locker Left, Markerboard Right	30 x 18"	7CFL3061518/3D285CMB/6FLL	<input type="checkbox"/>	□□□	□□□□□□□□	□□□	□□□	194.0#	5688		108
	Locker Right, Markerboard Left	30 x 18"	7CFL3061518/3D285CMB/6FLR	<input type="checkbox"/>	□□□	□□□□□□□□	□□□	□□□	194.0#	5688		108

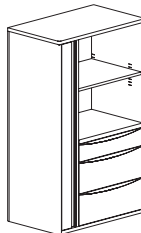
Preconfigured Locker Units

700 Series® Curve Cupboard/Bookcase/Markerboard



Preconfigured Locker Units

700 Series® Curve Cupboard/Bookcase/Markerboard

			MODEL NUMBER									
			Basic Model	Dimpled	Unit Color	Pull Color	Lock Option	Lock Color				
Features	W x D											
	Locker Left, Bookcase Right	30 x 18"	7CFL3061518/3D330B/6FLL	<input type="checkbox"/>	□□□	□□□□□□□□	□□□	□□□	182.0#	\$ 3900	\$ 75	
	Locker Right, Bookcase Left	30 x 18"	7CFL3061518/3D330B/6FLR	<input type="checkbox"/>	□□□	□□□□□□□□	□□□	□□□	182.0#	3900	75	
	Locker Left, Cupboard Right	30 x 18"	7CFL3061518/3D330C/6FLL	<input type="checkbox"/>	□□□	□□□□□□□□	□□□	□□□	191.0#	4232	80	
	Locker Right, Cupboard Left	30 x 18"	7CFL3061518/3D330C/6FLR	<input type="checkbox"/>	□□□	□□□□□□□□	□□□	□□□	191.0#	4232	80	
	Locker Left, Markerboard Right	30 x 18"	7CFL3061518/3D330CMB/6FLL	<input type="checkbox"/>	□□□	□□□□□□□□	□□□	□□□	191.0#	5583	107	
	Locker Right, Markerboard Left	30 x 18"	7CFL3061518/3D330CMB/6FLR	<input type="checkbox"/>	□□□	□□□□□□□□	□□□	□□□	191.0#	5583	107	
7CFL												
65-9/32" High Unit - 33"H Cupboard/Bookcase, 1 Shelf												
• 33"H cupboard or bookcase w/1 shelf (files 2 rows of binders)												
• 1-1/2" tie bar shelf												
• One 6"H drawer, two 10-1/2"H drawers												
• 6"W full length door (left or right side locker) with coat rod												
• 24"W file												
• Full length pull and lock												
• Bookcase shown in picture												
• Two locks per bookcase unit												
• Three locks per cupboard and markerboard units												
• Last model digit indicates locker hinge location												
			A	B	C	D	E	F				

HOW TO ORDER

Indicate the following information on order form:

- Quantity of each item.
- Model number, including options. See "How To Build a Model Number".
- Any special service required.

Note:

- The ☐ indicates that a choice is required.
- The absence of the ☐ indicates that no choice is required.
- Alpha-numeric characters in place of ☐ indicate that no other alternatives are available.

HOW TO BUILD A MODEL NUMBER

- A**Select basic model.
- B**Select flat or dimpled front.

D- Dimpled

F- Flat

See upcharge column for D option.
- C**Select unit and drawer color.

Refer to the **Product Color Options** page in this price list.
- D**Select drawer pull color.

Refer to the **Product Color Options** page in this price list.
- E**Select lock option.

KA- Key alike

KS- Key standard

NLC- No lock core
- F**Select lock color.

Refer to the **Product Color Options** page in this price list.

INFORMATION

Folder Bars
Files are configured for side-to-side media storage. For alternative configurations, see the General Information section.

Height
All dimensions shown include 1/8" allowance for glides in recessed position.

Accessories
See accessory section for accessories that can be ordered separately.

Weights
Figures provided are approximate and reflect packaged product without additional accessories.

SPECIAL SERVICES

Special Carton Marking
With specially marked information N/C

Shipping
Ships **assembled, FOB Pembroke, ON K8A 0E1, freight prepaid.** Freight class 70.

Specifications and prices are subject to change without prior notice.

A line drawing of a tall, narrow cabinet. It features two doors on the upper half and two drawers on the lower half. The doors have a simple, slightly curved design. The drawers have a similar curved design. The cabinet is shown from a three-quarter perspective, highlighting its depth and the arrangement of its compartments.

**65-9/32" High Unit - 36"H Cupboard/
Bookcase, 2 Shelves**

- 36"H cupboard or bookcase w/2 shelves (files 2 rows of binders)
- 1-1/2" tie bar shelf
- Two 12H drawers
- 6"W full length door (left or right side locker) with coat rod
- 24"W file
- Full length pull and lock
- Cupboard shown in picture
- Two locks per bookcase unit
- Three locks per cupboard and markerboard units
- Last model digit indicates locker hinge location

Indicate the following information on order form:

1. Quantity of each item.
2. Model number, including options. See "How To Build a Model Number".
3. Any special service required.

- The absence of the ☐ indicates that no choice is required.
- Alpha-numeric characters in place of ☐ indicate that no other alternatives are available.

A Select basic model.

B Select flat or dimpled front.

D	- Dimpled
F	- Flat

See upcharge column for D option.

C Select unit and drawer color.
Refer to the **Product Color Options** page in this price list.

D Select drawer pull color.
Refer to the **Product Color Options** page in this price list.

E Select lock option.

KA	- Key alike
KS	- Key standard
NLC	- No lock core

F Select lock color.
Refer to the **Product Color Options** page in this price list.

Folder Bars

Files are configured for side-to-side media storage. For alternative configurations, see the General Information section.

All dimensions shown include 1/8" allowance for glides in recessed position.

See accessory section for accessories that can be ordered separately.

Figures provided are approximate and reflect packaged product without additional accessories.

With specially marked information N/C

**Ships assembled, FOB Pembroke, ON K8A 0E1,
freight prepaid. Freight class 70.**

Specifications and prices are subject to change without prior notice.


Preconfigured Locker Units

700 Series® Curve Cupboard/Bookcase/Markerboard



Preconfigured Locker Units

700 Series® Curve Cupboard/Bookcase/Markerboard

			MODEL NUMBER									
			Basic Model	Dimpled	Unit Color	Pull Color	Lock Option	Lock Color				
Features	W x D											
	Locker Left, Bookcase Right	30 x 24"	7CFL3061524/3D300B/6FLL	<input type="checkbox"/>	<input type="checkbox"/> <input type="checkbox"/> <input type="checkbox"/>	<input type="checkbox"/> <input type="checkbox"/> <input type="checkbox"/> <input type="checkbox"/> <input type="checkbox"/> <input type="checkbox"/>	<input type="checkbox"/> <input type="checkbox"/> <input type="checkbox"/>	<input type="checkbox"/> <input type="checkbox"/> <input type="checkbox"/>	199.0#	\$ 4152	\$ 80	
	Locker Right, Bookcase Left	30 x 24"	7CFL3061524/3D300B/6FLR	<input type="checkbox"/>	<input type="checkbox"/> <input type="checkbox"/> <input type="checkbox"/>	<input type="checkbox"/> <input type="checkbox"/> <input type="checkbox"/> <input type="checkbox"/> <input type="checkbox"/> <input type="checkbox"/>	<input type="checkbox"/> <input type="checkbox"/> <input type="checkbox"/>	<input type="checkbox"/> <input type="checkbox"/> <input type="checkbox"/>	199.0#	4152	80	
	Locker Left, Cupboard Right	30 x 24"	7CFL3061524/3D300C/6FLL	<input type="checkbox"/>	<input type="checkbox"/> <input type="checkbox"/> <input type="checkbox"/>	<input type="checkbox"/> <input type="checkbox"/> <input type="checkbox"/> <input type="checkbox"/> <input type="checkbox"/> <input type="checkbox"/>	<input type="checkbox"/> <input type="checkbox"/> <input type="checkbox"/>	<input type="checkbox"/> <input type="checkbox"/> <input type="checkbox"/>	208.0#	4470	87	
	Locker Right, Cupboard Left	30 x 24"	7CFL3061524/3D300C/6FLR	<input type="checkbox"/>	<input type="checkbox"/> <input type="checkbox"/> <input type="checkbox"/>	<input type="checkbox"/> <input type="checkbox"/> <input type="checkbox"/> <input type="checkbox"/> <input type="checkbox"/> <input type="checkbox"/>	<input type="checkbox"/> <input type="checkbox"/> <input type="checkbox"/>	<input type="checkbox"/> <input type="checkbox"/> <input type="checkbox"/>	208.0#	4470	87	
	Locker Left, Markerboard Right	30 x 24"	7CFL3061524/3D300CMB/6FLL	<input type="checkbox"/>	<input type="checkbox"/> <input type="checkbox"/> <input type="checkbox"/>	<input type="checkbox"/> <input type="checkbox"/> <input type="checkbox"/> <input type="checkbox"/> <input type="checkbox"/> <input type="checkbox"/>	<input type="checkbox"/> <input type="checkbox"/> <input type="checkbox"/>	<input type="checkbox"/> <input type="checkbox"/> <input type="checkbox"/>	208.0#	5824	110	
	Locker Right, Markerboard Left	30 x 24"	7CFL3061524/3D300CMB/6FLR	<input type="checkbox"/>	<input type="checkbox"/> <input type="checkbox"/> <input type="checkbox"/>	<input type="checkbox"/> <input type="checkbox"/> <input type="checkbox"/> <input type="checkbox"/> <input type="checkbox"/> <input type="checkbox"/>	<input type="checkbox"/> <input type="checkbox"/> <input type="checkbox"/>	<input type="checkbox"/> <input type="checkbox"/> <input type="checkbox"/>	208.0#	5824	110	
7CFL												
65-9/32" High Unit - 30"H Cupboard/Bookcase, 1 Shelf												
• 30"H cupboard or bookcase w/1 shelf (files 2 rows of binders)												
• 1-1/2" tie bar shelf												
• One 6"H drawer, two 12"H drawers												
• 6"W full length door (left or right side locker) with coat rod												
• 24"W file												
• Full length pull and lock												
• Markerboard shown in picture												
• Two locks per bookcase unit												
• Three locks per cupboard and markerboard units												
• Last model digit indicates locker hinge location												
							</					


Preconfigured Locker Units

700 Series® Curve Cupboard/Bookcase/Markerboard



Preconfigured Locker Units

700 Series® Curve Cupboard/Bookcase/Markerboard

			MODEL NUMBER										
			Basic Model	Dimpled	Unit Color	Pull Color	Lock Option	Lock Color				Dimpled Front add to list price	
Features	W x D								Approx. Packaged Weight	Delivered Pricing			
	Locker Left, Bookcase Right	30 x 24"	7CFL3061524/3D285B/6FLL	<input type="checkbox"/>	<input type="checkbox"/> <input type="checkbox"/> <input type="checkbox"/>	<input type="checkbox"/> <input type="checkbox"/> <input type="checkbox"/> <input type="checkbox"/> <input type="checkbox"/> <input type="checkbox"/>	<input type="checkbox"/> <input type="checkbox"/>	<input type="checkbox"/> <input type="checkbox"/>	208.0#	\$ 4402		\$ 82	
	Locker Right, Bookcase Left	30 x 24"	7CFL3061524/3D285B/6FLR	<input type="checkbox"/>	<input type="checkbox"/> <input type="checkbox"/> <input type="checkbox"/>	<input type="checkbox"/> <input type="checkbox"/> <input type="checkbox"/> <input type="checkbox"/> <input type="checkbox"/> <input type="checkbox"/>	<input type="checkbox"/> <input type="checkbox"/>	<input type="checkbox"/> <input type="checkbox"/>	208.0#	4402		82	
	Locker Left, Cupboard Right	30 x 24"	7CFL3061524/3D285C/6FLL	<input type="checkbox"/>	<input type="checkbox"/> <input type="checkbox"/> <input type="checkbox"/>	<input type="checkbox"/> <input type="checkbox"/> <input type="checkbox"/> <input type="checkbox"/> <input type="checkbox"/> <input type="checkbox"/>	<input type="checkbox"/> <input type="checkbox"/>	<input type="checkbox"/> <input type="checkbox"/>	231.0#	4700		94	
	Locker Right, Cupboard Left	30 x 24"	7CFL3061524/3D285C/6FLR	<input type="checkbox"/>	<input type="checkbox"/> <input type="checkbox"/> <input type="checkbox"/>	<input type="checkbox"/> <input type="checkbox"/> <input type="checkbox"/> <input type="checkbox"/> <input type="checkbox"/> <input type="checkbox"/>	<input type="checkbox"/> <input type="checkbox"/>	<input type="checkbox"/> <input type="checkbox"/>	231.0#	4700		94	
	Locker Left, Markerboard Right	30 x 24"	7CFL3061524/3D285CMB/6FLL	<input type="checkbox"/>	<input type="checkbox"/> <input type="checkbox"/> <input type="checkbox"/>	<input type="checkbox"/> <input type="checkbox"/> <input type="checkbox"/> <input type="checkbox"/> <input type="checkbox"/> <input type="checkbox"/>	<input type="checkbox"/> <input type="checkbox"/>	<input type="checkbox"/> <input type="checkbox"/>	231.0#	5921		112	
	Locker Right, Markerboard Left	30 x 24"	7CFL3061524/3D285CMB/6FLR	<input type="checkbox"/>	<input type="checkbox"/> <input type="checkbox"/> <input type="checkbox"/>	<input type="checkbox"/> <input type="checkbox"/> <input type="checkbox"/> <input type="checkbox"/> <input type="checkbox"/> <input type="checkbox"/>	<input type="checkbox"/> <input type="checkbox"/>	<input type="checkbox"/> <input type="checkbox"/>	231.0#	5921		112	
7CFL													
65-9/32" High Unit - 28-1/2"H Cupboard/Bookcase, 1 Shelf													
<ul style="list-style-type: none">• 28-1/2"H cupboard or bookcase w/1 shelf (files 2 rows of binders)• 1-1/2" tie bar shelf• Three 10-1/2"H drawers• 6"W full length door (left or right side locker) with coat rod• 24"W file• Full length pull and lock• Cupboard shown in picture• Two locks per bookcase unit• Three locks per cupboard and markerboard units• Last model digit indicates locker hinge location													
			A	B	C	D	E	F					

HOW TO ORDER

Indicate the following information on order form:

1. Quantity of each item.
2. Model number, including options. See "How To Build a Model Number".
3. Any special service required.

Note: • The ☐ indicates that a choice is required.

- The absence of the ☐ indicates that no choice is required.
- Alpha-numeric characters in place of ☐ indicate that no other alternatives are available.

HOW TO BUILD A MODEL NUMBER

- A** Select basic model.
- B** Select flat or dimpled front.
- | | |
|---|-----------|
| D | - Dimpled |
| F | - Flat |
- See upcharge column for D option.
- C** Select unit and drawer color.
- Refer to the **Product Color Options** page in this price list.
- D** Select drawer pull color.
- Refer to the **Product Color Options** page in this price list.
- E** Select lock option.
- | | |
|-----|----------------|
| KA | - Key alike |
| KS | - Key standard |
| NLC | - No lock core |
- F** Select lock color.
- Refer to the **Product Color Options** page in this price list.

INFORMATION

Folder Bars

Files are configured for side-to-side media storage. For alternative configurations, see the General Information section.

Height

All dimensions shown include 1/8" allowance for glides in recessed position.

Accessories

See accessory section for accessories that can be ordered separately.

Weights

Figures provided are approximate and reflect packaged product without additional accessories.

SPECIAL SERVICES

Special Carton Marking

With specially marked information N/C

Shipping

Ships assembled, FOB Pembroke, ON K8A 0E1, freight prepaid. Freight class 70.

Specifications and prices are subject to change without prior notice.

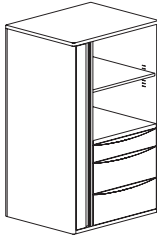
Preconfigured Locker Units

700 Series® Curve Cupboard/Bookcase/Markerboard

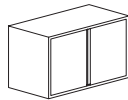
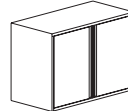
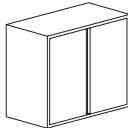


Preconfigured Locker Units

700 Series® Curve Cupboard/Bookcase/Markerboard

			MODEL NUMBER									
			Basic Model	Dimpled	Unit Color	Pull Color	Lock Option	Lock Color				
Features	W x D											
	Locker Left, Bookcase Right	30 x 24"	7CFL3061524/3D330B/6FLL	<input type="checkbox"/>	<input type="checkbox"/> <input type="checkbox"/> <input type="checkbox"/>	<input type="checkbox"/> <input type="checkbox"/> <input type="checkbox"/> <input type="checkbox"/> <input type="checkbox"/> <input type="checkbox"/>	<input type="checkbox"/> <input type="checkbox"/> <input type="checkbox"/>	<input type="checkbox"/> <input type="checkbox"/> <input type="checkbox"/>		199.0#	\$ 4152	\$ 80
	Locker Right, Bookcase Left	30 x 24"	7CFL3061524/3D330B/6FLR	<input type="checkbox"/>	<input type="checkbox"/> <input type="checkbox"/> <input type="checkbox"/>	<input type="checkbox"/> <input type="checkbox"/> <input type="checkbox"/> <input type="checkbox"/> <input type="checkbox"/> <input type="checkbox"/>	<input type="checkbox"/> <input type="checkbox"/> <input type="checkbox"/>	<input type="checkbox"/> <input type="checkbox"/> <input type="checkbox"/>		199.0#	4152	80
	Locker Left, Cupboard Right	30 x 24"	7CFL3061524/3D330C/6FLL	<input type="checkbox"/>	<input type="checkbox"/> <input type="checkbox"/> <input type="checkbox"/>	<input type="checkbox"/> <input type="checkbox"/> <input type="checkbox"/> <input type="checkbox"/> <input type="checkbox"/> <input type="checkbox"/>	<input type="checkbox"/> <input type="checkbox"/> <input type="checkbox"/>	<input type="checkbox"/> <input type="checkbox"/> <input type="checkbox"/>		208.0#	4470	87
	Locker Right, Cupboard Left	30 x 24"	7CFL3061524/3D330C/6FLR	<input type="checkbox"/>	<input type="checkbox"/> <input type="checkbox"/> <input type="checkbox"/>	<input type="checkbox"/> <input type="checkbox"/> <input type="checkbox"/> <input type="checkbox"/> <input type="checkbox"/> <input type="checkbox"/>	<input type="checkbox"/> <input type="checkbox"/> <input type="checkbox"/>	<input type="checkbox"/> <input type="checkbox"/> <input type="checkbox"/>		208.0#	4470	87
	Locker Left, Markerboard Right	30 x 24"	7CFL3061524/3D330CMB/6FLL	<input type="checkbox"/>	<input type="checkbox"/> <input type="checkbox"/> <input type="checkbox"/>	<input type="checkbox"/> <input type="checkbox"/> <input type="checkbox"/> <input type="checkbox"/> <input type="checkbox"/> <input type="checkbox"/>	<input type="checkbox"/> <input type="checkbox"/> <input type="checkbox"/>	<input type="checkbox"/> <input type="checkbox"/> <input type="checkbox"/>		208.0#	5824	110
	Locker Right, Markerboard Left	30 x 24"	7CFL3061524/3D330CMB/6FLR	<input type="checkbox"/>	<input type="checkbox"/> <input type="checkbox"/> <input type="checkbox"/>	<input type="checkbox"/> <input type="checkbox"/> <input type="checkbox"/> <input type="checkbox"/> <input type="checkbox"/> <input type="checkbox"/>	<input type="checkbox"/> <input type="checkbox"/> <input type="checkbox"/>	<input type="checkbox"/> <input type="checkbox"/> <input type="checkbox"/>		208.0#	5824	110
7CFL												
65-9/32" High Unit - 33"H Cupboard/Bookcase, 1 Shelf												
<ul style="list-style-type: none">• 33"H cupboard or bookcase w/1 shelf (files 2 rows of binders)• 1-1/2" tie bar shelf• One 6"H drawer, two 10-1/2"H drawers• 6"W full length door (left or right side locker) with coat rod• 24"W file• Full length pull and lock• Bookcase shown in picture• Two locks per bookcase unit• Three locks per cupboard and markerboard units• Last model digit indicates locker hinge location												



				MODEL NUMBER								
				Basic Model	Pull Option	Unit Color	Lock Option	Lock Color				
MODEL				Features	W x D x H						Approx. Packaged Weight	Delivered Pricing
 S7CBU	27" Multimedia Storage Cabinet • Available with one adjustable blank shelf	With 1 Shelf	30 x 18 x 27"	S7L/30240HD	<input type="checkbox"/> <input type="checkbox"/> <input type="checkbox"/> <input type="checkbox"/>	<input type="checkbox"/>	<input type="checkbox"/> <input type="checkbox"/>	<input type="checkbox"/> <input type="checkbox"/>		95.0#	\$ 1078	
		With 1 Shelf	36 x 18 x 27"	S7L/36240HD	<input type="checkbox"/> <input type="checkbox"/> <input type="checkbox"/> <input type="checkbox"/>	<input type="checkbox"/>	<input type="checkbox"/> <input type="checkbox"/>	<input type="checkbox"/> <input type="checkbox"/>		105.0#	1168	
		With 1 Shelf	42 x 18 x 27"	S7L/42240HD	<input type="checkbox"/> <input type="checkbox"/> <input type="checkbox"/> <input type="checkbox"/>	<input type="checkbox"/>	<input type="checkbox"/> <input type="checkbox"/>	<input type="checkbox"/> <input type="checkbox"/>		121.0#	1248	
 S7CBU	33-1/8" Multimedia Storage Cabinet • Available with one adjustable blank shelf	With 1 Shelf	30 x 18 x 33-1/8"	S7L/30300HD	<input type="checkbox"/> <input type="checkbox"/> <input type="checkbox"/> <input type="checkbox"/>	<input type="checkbox"/>	<input type="checkbox"/> <input type="checkbox"/>	<input type="checkbox"/> <input type="checkbox"/>		105.0#	\$ 1210	
		With 1 Shelf	36 x 18 x 33-1/8"	S7L/36300HD	<input type="checkbox"/> <input type="checkbox"/> <input type="checkbox"/> <input type="checkbox"/>	<input type="checkbox"/>	<input type="checkbox"/> <input type="checkbox"/>	<input type="checkbox"/> <input type="checkbox"/>		121.0#	1340	
		With 1 Shelf	42 x 18 x 33-1/8"	S7L/42300HD	<input type="checkbox"/> <input type="checkbox"/> <input type="checkbox"/> <input type="checkbox"/>	<input type="checkbox"/>	<input type="checkbox"/> <input type="checkbox"/>	<input type="checkbox"/> <input type="checkbox"/>		137.0#	1420	
 S7CBU	39-1/4" Multimedia Storage Cabinet • Available with two adjustable blank shelves	With 2 Shelves	30 x 18 x 39-1/4"	S7L/30360HD	<input type="checkbox"/> <input type="checkbox"/> <input type="checkbox"/> <input type="checkbox"/>	<input type="checkbox"/>	<input type="checkbox"/> <input type="checkbox"/>	<input type="checkbox"/> <input type="checkbox"/>		121.0#	\$ 1340	
		With 2 Shelves	36 x 18 x 39-1/4"	S7L/36360HD	<input type="checkbox"/> <input type="checkbox"/> <input type="checkbox"/> <input type="checkbox"/>	<input type="checkbox"/>	<input type="checkbox"/> <input type="checkbox"/>	<input type="checkbox"/> <input type="checkbox"/>		137.0#	1445	
		With 2 Shelves	42 x 18 x 39-1/4"	S7L/42360HD	<input type="checkbox"/> <input type="checkbox"/> <input type="checkbox"/> <input type="checkbox"/>	<input type="checkbox"/>	<input type="checkbox"/> <input type="checkbox"/>	<input type="checkbox"/> <input type="checkbox"/>		152.0#	1580	
				A	B	C	D	E				

HOW TO ORDER

Indicate the following information on order form:

- Quantity of each item.
- Model number, including options. See “How To Build a Model Number”.
- Any special service required.

Note:

- The ☐ indicates that a choice is required.
- The absence of the ☐ indicates that no choice is required.
- Alpha-numeric characters in place of ☐ indicate that no other alternatives are available.

HOW TO BUILD A MODEL NUMBER

- A** Select basic model.
- | | |
|-------------|-------------------------|
| ALBT | - Aluminum bow tie pull |
| ALMT | - Aluminum metric pull |
| ARCN | - Arc nickel pull |
| CLSC | - Classic (inset pull) |
| CZP | - Connection Zone pull |
- C** Select unit color.
Refer to the **Product Color Options** page in this price list.
- D** Select lock option.
- | | |
|------------|----------------|
| KA | - Key alike |
| KS | - Key standard |
| NLC | - No lock core |
- E** Select lock color.
Refer to the **Product Color Options** page in this price list.

INFORMATION

Height
All dimensions shown include 1/8” allowance for glides in recessed position.

Accessories
See accessory section for accessories that can be ordered separately.

Weights
Figures provided are approximate and reflect packaged product without additional accessories.

SPECIAL SERVICES

Special Carton Marking

With specially marked information	N/C
-----------------------------------	-----

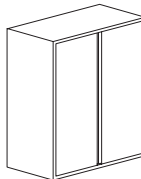
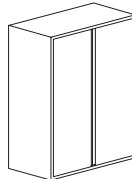
Shipping
Ships **assembled, FOB Pembroke, ON K8A 0E1, freight prepaid.** Freight class 70.

Specifications and prices are subject to change without prior notice.

Preconfigured Storage
700 Series® Multimedia Storage Cabinets



Preconfigured Storage
700 Series® Multimedia Storage Cabinets

			MODEL NUMBER							
			Basic Model	Pull Option	Unit Color	Lock Option	Lock Color			
MODEL	Features	W x D x H						Approx. Packaged Weight	Delivered Pricing	
	51-1/2" Multimedia Storage Cabinet • Available with two adjustable blank shelves	With 2 Shelves	30 x 18 x 51-1/2"	S7L/30480HD	<input type="checkbox"/> <input type="checkbox"/> <input type="checkbox"/> <input type="checkbox"/>	<input type="checkbox"/>	<input type="checkbox"/> <input type="checkbox"/> <input type="checkbox"/>	150.0#	\$ 1445	
		With 2 Shelves	36 x 18 x 51-1/2"	S7L/36480HD	<input type="checkbox"/> <input type="checkbox"/> <input type="checkbox"/> <input type="checkbox"/>	<input type="checkbox"/>	<input type="checkbox"/> <input type="checkbox"/> <input type="checkbox"/>	160.0#	1657	
		With 2 Shelves	42 x 18 x 51-1/2"	S7L/42480HD	<input type="checkbox"/> <input type="checkbox"/> <input type="checkbox"/> <input type="checkbox"/>	<input type="checkbox"/>	<input type="checkbox"/> <input type="checkbox"/> <input type="checkbox"/>	180.0#	1869	
S7CBU										
	56-3/32" Multimedia Storage Cabinet • Available with two adjustable blank shelves	With 2 Shelves	30 x 18 x 56-3/32"	S7L/30525HD	<input type="checkbox"/> <input type="checkbox"/> <input type="checkbox"/> <input type="checkbox"/>	<input type="checkbox"/>	<input type="checkbox"/> <input type="checkbox"/> <input type="checkbox"/>	160.0#	\$ 1702	
		With 2 Shelves	36 x 18 x 56-3/32"	S7L/36525HD	<input type="checkbox"/> <input type="checkbox"/> <input type="checkbox"/> <input type="checkbox"/>	<input type="checkbox"/>	<input type="checkbox"/> <input type="checkbox"/> <input type="checkbox"/>	170.0#	1817	
		With 2 Shelves	42 x 18 x 56-3/32"	S7L/42525HD	<input type="checkbox"/> <input type="checkbox"/> <input type="checkbox"/> <input type="checkbox"/>	<input type="checkbox"/>	<input type="checkbox"/> <input type="checkbox"/> <input type="checkbox"/>	190.0#	1920	
S7CBU										
			A	B	C	D	E			

HOW TO ORDER

Indicate the following information on order form:

- Quantity of each item.
- Model number, including options. See "How To Build a Model Number".
- Any special service required.

Note:

- The ☐ indicates that a choice is required.
- The absence of the ☐ indicates that no choice is required.
- Alpha-numeric characters in place of ☐ indicate that no other alternatives are available.

HOW TO BUILD A MODEL NUMBER

- A** Select basic model.
- | | |
|-------------|-------------------------|
| ALBT | - Aluminum bow tie pull |
| ALMT | - Aluminum metric pull |
| ARCN | - Arc nickel pull |
| CLSC | - Classic (inset pull) |
| CZP | - Connection Zone pull |
- C** Select unit color.
Refer to the **Product Color Options** page in this price list.
- D** Select lock option.
- | | |
|------------|----------------|
| KA | - Key alike |
| KS | - Key standard |
| NLC | - No lock core |
- E** Select lock color.
Refer to the **Product Color Options** page in this price list.

INFORMATION

Height
All dimensions shown include 1/8" allowance for glides in recessed position.

Accessories
See accessory section for accessories that can be ordered separately.

Weights
Figures provided are approximate and reflect packaged product without additional accessories.

SPECIAL SERVICES

Special Carton Marking

With specially marked information	N/C
-----------------------------------	-----

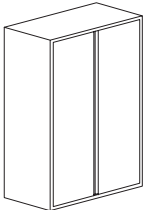
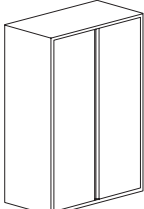
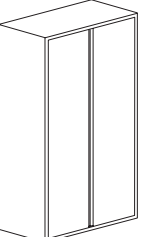
Shipping
Ships **assembled, FOB Pembroke, ON K8A 0E1, freight prepaid.** Freight class 70.

Specifications and prices are subject to change without prior notice.

Preconfigured Storage
700 Series® Multimedia Storage Cabinets



Preconfigured Storage
700 Series® Multimedia Storage Cabinets

				MODEL NUMBER							
				Basic Model	Pull Option	Unit Color	Lock Option	Lock Color			
	63-3/4" Multimedia Storage Cabinet • Available with three adjustable blank shelves	With 3 Shelves	30 x 18 x 63-3/4"	S7L/30600HD	<input type="checkbox"/> <input type="checkbox"/> <input type="checkbox"/> <input type="checkbox"/>	<input type="checkbox"/>	<input type="checkbox"/> <input type="checkbox"/> <input type="checkbox"/>	<input type="checkbox"/> <input type="checkbox"/> <input type="checkbox"/>	Approx. Packaged Weight	Delivered Pricing	
		With 3 Shelves	36 x 18 x 63-3/4"	S7L/36600HD	<input type="checkbox"/> <input type="checkbox"/> <input type="checkbox"/> <input type="checkbox"/>	<input type="checkbox"/>	<input type="checkbox"/> <input type="checkbox"/> <input type="checkbox"/>	<input type="checkbox"/> <input type="checkbox"/> <input type="checkbox"/>	175.0#	\$ 1723	
		With 3 Shelves	42 x 18 x 63-3/4"	S7L/42600HD	<input type="checkbox"/> <input type="checkbox"/> <input type="checkbox"/> <input type="checkbox"/>	<input type="checkbox"/>	<input type="checkbox"/> <input type="checkbox"/> <input type="checkbox"/>	<input type="checkbox"/> <input type="checkbox"/> <input type="checkbox"/>	190.0#	1837	
									225.0#	2103	
S7CBU											
	65-9/32" Multimedia Storage Cabinet • Available with three adjustable blank shelves	With 3 Shelves	30 x 18 x 65-9/32"	S7L/30615HD	<input type="checkbox"/> <input type="checkbox"/> <input type="checkbox"/> <input type="checkbox"/>	<input type="checkbox"/>	<input type="checkbox"/> <input type="checkbox"/> <input type="checkbox"/>	<input type="checkbox"/> <input type="checkbox"/> <input type="checkbox"/>	180.0#	\$ 1723	
		With 3 Shelves	36 x 18 x 65-9/32"	S7L/36615HD	<input type="checkbox"/> <input type="checkbox"/> <input type="checkbox"/> <input type="checkbox"/>	<input type="checkbox"/>	<input type="checkbox"/> <input type="checkbox"/> <input type="checkbox"/>	<input type="checkbox"/> <input type="checkbox"/> <input type="checkbox"/>	195.0#	1837	
		With 3 Shelves	42 x 18 x 65-9/32"	S7L/42615HD	<input type="checkbox"/> <input type="checkbox"/> <input type="checkbox"/> <input type="checkbox"/>	<input type="checkbox"/>	<input type="checkbox"/> <input type="checkbox"/> <input type="checkbox"/>	<input type="checkbox"/> <input type="checkbox"/> <input type="checkbox"/>	230.0#	2103	
S7CBU											
	77-17/32" Multimedia Storage Cabinet • Available with four adjustable blank shelves	With 4 Shelves	30 x 18 x 77-17/32"	S7L/30735HD	<input type="checkbox"/> <input type="checkbox"/> <input type="checkbox"/> <input type="checkbox"/>	<input type="checkbox"/>	<input type="checkbox"/> <input type="checkbox"/> <input type="checkbox"/>	<input type="checkbox"/> <input type="checkbox"/> <input type="checkbox"/>	210.0#	\$ 2094	
		With 4 Shelves	36 x 18 x 77-17/32"	S7L/36735HD	<input type="checkbox"/> <input type="checkbox"/> <input type="checkbox"/> <input type="checkbox"/>	<input type="checkbox"/>	<input type="checkbox"/> <input type="checkbox"/> <input type="checkbox"/>	<input type="checkbox"/> <input type="checkbox"/> <input type="checkbox"/>	230.0#	2292	
S7CBU											
				A	B	C	D	E			

HOW TO ORDER

Indicate the following information on order form:

- Quantity of each item.
- Model number, including options. See "How To Build a Model Number".
- Any special service required.

Note:

- The ☐ indicates that a choice is required.
- The absence of the ☐ indicates that no choice is required.
- Alpha-numeric characters in place of ☐ indicate that no other alternatives are available.

HOW TO BUILD A MODEL NUMBER

- A** Select basic model.
- B** Select pull option.
- | | |
|-------------|-------------------------|
| ALBT | - Aluminum bow tie pull |
| ALMT | - Aluminum metric pull |
| ARCN | - Arc nickel pull |
| CLSC | - Classic (inset pull) |
| CZP | - Connection Zone pull |
- C** Select unit color.
Refer to the **Product Color Options** page in this price list.
- D** Select lock option.
- | | |
|------------|----------------|
| KA | - Key alike |
| KS | - Key standard |
| NLC | - No lock core |
- E** Select lock color.
Refer to the **Product Color Options** page in this price list.

INFORMATION

Height
All dimensions shown include 1/8" allowance for glides in recessed position.

Accessories
See accessory section for accessories that can be ordered separately.

Weights
Figures provided are approximate and reflect packaged product without additional accessories.

SPECIAL SERVICES

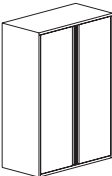
Special Carton Marking

With specially marked information N/C

Shipping
Ships **assembled, FOB Pembroke, ON K8A 0E1, freight prepaid.** Freight class 70.

Specifications and prices are subject to change without prior notice.



			MODEL NUMBER						
			Basic Model	Pull Option	Unit Color	Lock Option	Lock Color		
 S7CUBU	MODEL	Features	W x D x H					Approx. Packaged Weight	Delivered Pricing
	69-7/8” Multimedia Storage Cabinet	No Shelf	30 x 18 x 69-7/8”	S7L/30660HX	<input type="checkbox"/> <input type="checkbox"/> <input type="checkbox"/> <input type="checkbox"/>	<input type="checkbox"/> <input type="checkbox"/>	<input type="checkbox"/> <input type="checkbox"/> <input type="checkbox"/> <input type="checkbox"/>	95.0#	\$ 1706
	• All internal accessories must be ordered separately	No Shelf	36 x 18 x 69-7/8”	S7L/36660HX	<input type="checkbox"/> <input type="checkbox"/> <input type="checkbox"/> <input type="checkbox"/>	<input type="checkbox"/> <input type="checkbox"/>	<input type="checkbox"/> <input type="checkbox"/> <input type="checkbox"/> <input type="checkbox"/>	102.0#	1816
				A	B	C	D	E	

HOW TO ORDER

Indicate the following information on order form:

- Quantity of each item.
- Model number, including options. See “How To Build a Model Number”.
- Any special service required.

Note:

- The ☐ indicates that a choice is required.
- The absence of the ☐ indicates that no choice is required.
- Alpha-numeric characters in place of ☐ indicate that no other alternatives are available.

HOW TO BUILD A MODEL NUMBER

- A** Select basic model.
- | | |
|-------------|-------------------------|
| ALBT | - Aluminum bow tie pull |
| ALMT | - Aluminum metric pull |
| ARCN | - Arc nickel pull |
| CLSC | - Classic (inset pull) |
| CZP | - Connection Zone pull |
- C** Select unit color.
Refer to the **Product Color Options** page in this price list.
- D** Select lock option.
- | | |
|------------|----------------|
| KA | - Key alike |
| KS | - Key standard |
| NLC | - No lock core |
- E** Select lock color.
Refer to the **Product Color Options** page in this price list.

INFORMATION

Height
All dimensions shown include 1/8” allowance for glides in recessed position.

Accessories
See accessory section for accessories that can be ordered separately.

Weights
Figures provided are approximate and reflect packaged product without additional accessories.

SPECIAL SERVICES

Special Carton Marking

With specially marked information	N/C
-----------------------------------	-----

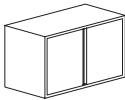
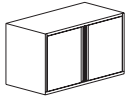
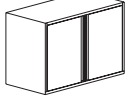
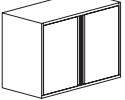
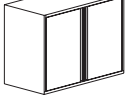
Shipping
Ships **assembled, FOB Pembroke, ON K8A 0E1, freight prepaid.** Freight class 70.

Specifications and prices are subject to change without prior notice.

Preconfigured Storage
700 Series® Multimedia Storage Cabinets



Preconfigured Storage
700 Series® Multimedia Storage Cabinets

			MODEL NUMBER						
	MODEL	W x D x H	Basic Model	Pull Option	Unit Color	Lock Option	Lock Color	Approx. Packaged Weight	Delivered Pricing
 S70V	26-7/8" OverCupboard Storage Cabinet • For placement on top of similar width cabinet; not for floor installation • Available with one adjustable blank shelf • Lock located at bottom of cabinet	30 x 18 x 26-7/8"	S7L/302400VHD	<input type="checkbox"/> <input type="checkbox"/> <input type="checkbox"/> <input type="checkbox"/>	<input type="checkbox"/>	<input type="checkbox"/> <input type="checkbox"/> <input type="checkbox"/> <input type="checkbox"/>	<input type="checkbox"/> <input type="checkbox"/>	70.0#	\$ 1133
		36 x 18 x 26-7/8"	S7L/362400VHD	<input type="checkbox"/> <input type="checkbox"/> <input type="checkbox"/> <input type="checkbox"/>	<input type="checkbox"/>	<input type="checkbox"/> <input type="checkbox"/> <input type="checkbox"/> <input type="checkbox"/>	<input type="checkbox"/> <input type="checkbox"/>	80.0#	1183
		42 x 18 x 26-7/8"	S7L/422400VHD	<input type="checkbox"/> <input type="checkbox"/> <input type="checkbox"/> <input type="checkbox"/>	<input type="checkbox"/>	<input type="checkbox"/> <input type="checkbox"/> <input type="checkbox"/> <input type="checkbox"/>	<input type="checkbox"/> <input type="checkbox"/>	95.0#	1289
 S70V	26-7/8" OverCupboard Storage Cabinet • Interiors to be specified separately at time of configuration • For placement on top of similar width cabinet; not for floor installation • Lock located at bottom of cabinet	30 x 18 x 26-7/8"	S7L/302400VHX	<input type="checkbox"/> <input type="checkbox"/> <input type="checkbox"/> <input type="checkbox"/>	<input type="checkbox"/>	<input type="checkbox"/> <input type="checkbox"/> <input type="checkbox"/> <input type="checkbox"/>	<input type="checkbox"/> <input type="checkbox"/>	42.0#	\$ 1036
		36 x 18 x 26-7/8"	S7L/362400VHX	<input type="checkbox"/> <input type="checkbox"/> <input type="checkbox"/> <input type="checkbox"/>	<input type="checkbox"/>	<input type="checkbox"/> <input type="checkbox"/> <input type="checkbox"/> <input type="checkbox"/>	<input type="checkbox"/> <input type="checkbox"/>	50.0#	1081
		42 x 18 x 26-7/8"	S7L/422400VHX	<input type="checkbox"/> <input type="checkbox"/> <input type="checkbox"/> <input type="checkbox"/>	<input type="checkbox"/>	<input type="checkbox"/> <input type="checkbox"/> <input type="checkbox"/> <input type="checkbox"/>	<input type="checkbox"/> <input type="checkbox"/>	56.0#	1144
 S70V	31-15/32" OverCupboard Storage Cabinet • Interiors to be specified separately at time of configuration • For placement on top of similar width cabinet; not for floor installation • Lock located at bottom of cabinet	30 x 18 x 31-15/32"	S7L/302850VHX	<input type="checkbox"/> <input type="checkbox"/> <input type="checkbox"/> <input type="checkbox"/>	<input type="checkbox"/>	<input type="checkbox"/> <input type="checkbox"/> <input type="checkbox"/> <input type="checkbox"/>	<input type="checkbox"/> <input type="checkbox"/>	48.0#	\$ 1154
		36 x 18 x 31-15/32"	S7L/362850VHX	<input type="checkbox"/> <input type="checkbox"/> <input type="checkbox"/> <input type="checkbox"/>	<input type="checkbox"/>	<input type="checkbox"/> <input type="checkbox"/> <input type="checkbox"/> <input type="checkbox"/>	<input type="checkbox"/> <input type="checkbox"/>	56.0#	1201
		42 x 18 x 31-15/32"	S7L/422850VHX	<input type="checkbox"/> <input type="checkbox"/> <input type="checkbox"/> <input type="checkbox"/>	<input type="checkbox"/>	<input type="checkbox"/> <input type="checkbox"/> <input type="checkbox"/> <input type="checkbox"/>	<input type="checkbox"/> <input type="checkbox"/>	63.0#	1284
 S70V	33" OverCupboard Storage Cabinet • Interiors to be specified separately at time of configuration • For placement on top of similar width cabinet; not for floor installation • Lock located at bottom of cabinet	30 x 18 x 33"	S7L/303000VHX	<input type="checkbox"/> <input type="checkbox"/> <input type="checkbox"/> <input type="checkbox"/>	<input type="checkbox"/>	<input type="checkbox"/> <input type="checkbox"/> <input type="checkbox"/> <input type="checkbox"/>	<input type="checkbox"/> <input type="checkbox"/>	52.0#	\$ 1162
		36 x 18 x 33"	S7L/363000VHX	<input type="checkbox"/> <input type="checkbox"/> <input type="checkbox"/> <input type="checkbox"/>	<input type="checkbox"/>	<input type="checkbox"/> <input type="checkbox"/> <input type="checkbox"/> <input type="checkbox"/>	<input type="checkbox"/> <input type="checkbox"/>	60.0#	1217
		42 x 18 x 33"	S7L/423000VHX	<input type="checkbox"/> <input type="checkbox"/> <input type="checkbox"/> <input type="checkbox"/>	<input type="checkbox"/>	<input type="checkbox"/> <input type="checkbox"/> <input type="checkbox"/> <input type="checkbox"/>	<input type="checkbox"/> <input type="checkbox"/>	67.0#	1290
 S70V	34-17/32" OverCupboard Storage Cabinet • Interiors to be specified separately at time of configuration • For placement on top of similar width cabinet; not for floor installation • Lock located at bottom of cabinet	30 x 18 x 34-17/32"	S7L/303150VHX	<input type="checkbox"/> <input type="checkbox"/> <input type="checkbox"/> <input type="checkbox"/>	<input type="checkbox"/>	<input type="checkbox"/> <input type="checkbox"/> <input type="checkbox"/> <input type="checkbox"/>	<input type="checkbox"/> <input type="checkbox"/>	54.0#	\$ 1163
		36 x 18 x 34-17/32"	S7L/363150VHX	<input type="checkbox"/> <input type="checkbox"/> <input type="checkbox"/> <input type="checkbox"/>	<input type="checkbox"/>	<input type="checkbox"/> <input type="checkbox"/> <input type="checkbox"/> <input type="checkbox"/>	<input type="checkbox"/> <input type="checkbox"/>	62.0#	1223
		42 x 18 x 34-17/32"	S7L/423150VHX	<input type="checkbox"/> <input type="checkbox"/> <input type="checkbox"/> <input type="checkbox"/>	<input type="checkbox"/>	<input type="checkbox"/> <input type="checkbox"/> <input type="checkbox"/> <input type="checkbox"/>	<input type="checkbox"/> <input type="checkbox"/>	69.0#	1301

A

B

C

D

E

HOW TO ORDER

- Indicate the following information on order form:
- Quantity of each item.
 - Model number, including options. See "How To Build a Model Number".
 - Any special service required.

Note:

- The ☐ indicates that a choice is required.
- The absence of the ☐ indicates that no choice is required.
- Alpha-numeric characters in place of ☐ indicate that no other alternatives are available.

HOW TO BUILD A MODEL NUMBER

- A**Select basic model.
- | | |
|-------------|-------------------------|
| ALBT | - Aluminum bow tie pull |
| ALMT | - Aluminum metric pull |
| ARCN | - Arc nickel pull |
| CLSC | - Classic (inset pull) |
| CZP | - Connection Zone pull |
- C**Select unit color.
Refer to the **Product Color Options** page in this price list.
- D**Select lock option.
- | | |
|------------|----------------|
| KA | - Key alike |
| KS | - Key standard |
| NLC | - No lock core |
- E**Select lock color.
Refer to the **Product Color Options** page in this price list.

INFORMATION

Accessories
See accessory section for accessories that can be ordered separately.

Weights
Figures provided are approximate and reflect packaged product without additional accessories.

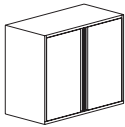
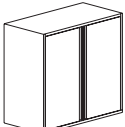
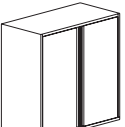
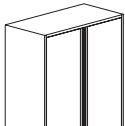
SPECIAL SERVICES

Special Carton Marking
With specially marked information N/C

Shipping
Ships **assembled, FOB Pembroke, ON K8A 0E1, freight prepaid.** Freight class 70.

Specifications and prices are subject to change without prior notice.



			MODEL NUMBER						
	MODEL	W x D x H	Basic Model	Pull Option	Unit Color	Lock Option	Lock Color	Approx. Packaged Weight	Delivered Pricing
 S70V	39-1/8" OverCupboard Storage Cabinet	30 x 18 x 39-1/8"	S7L/303600VHX	□□□□	□□	□□□	□□□	58.0#	\$ 1246
	• Interiors to be specified separately at time of configuration	36 x 18 x 39-1/8"	S7L/363600VHX	□□□□	□□	□□□	□□□	68.0#	1312
	• For placement on top of similar width cabinet; not for floor installation	42 x 18 x 39-1/8"	S7L/423600VHX	□□□□	□□	□□□	□□□	75.0#	1391
	• Lock located at bottom of cabinet								
 S70V	43-23/32" OverCupboard Storage Cabinet	30 x 18 x 43-23/32"	S7L/304050VHX	□□□□	□□	□□□	□□□	68.0#	\$ 1340
	• Interiors to be specified separately at time of configuration	36 x 18 x 43-23/32"	S7L/364050VHX	□□□□	□□	□□□	□□□	75.0#	1405
	• For placement on top of similar width cabinet; not for floor installation	42 x 18 x 43-23/32"	S7L/424050VHX	□□□□	□□	□□□	□□□	82.0#	1484
	• Lock located at bottom of cabinet								
 S70V	46-25/32" OverCupboard Storage Cabinet	30 x 18 x 46-25/32"	S7L/304350VHX	□□□□	□□	□□□	□□□	71.0#	\$ 1364
	• Interiors to be specified separately at time of configuration	36 x 18 x 46-25/32"	S7L/364350VHX	□□□□	□□	□□□	□□□	78.0#	1432
	• For placement on top of similar width cabinet; not for floor installation	42 x 18 x 46-25/32"	S7L/424350VHX	□□□□	□□	□□□	□□□	85.0#	1497
	• Lock located at bottom of cabinet								
 S70V	51-3/8" OverCupboard Storage Cabinet	30 x 18 x 51-3/8"	S7L/304800VHX	□□□□	□□	□□□	□□□	76.0#	\$ 1370
	• Interiors to be specified separately at time of configuration	36 x 18 x 51-3/8"	S7L/364800VHX	□□□□	□□	□□□	□□□	83.0#	1450
	• For placement on top of similar width cabinet; not for floor installation	42 x 18 x 51-3/8"	S7L/424800VHX	□□□□	□□	□□□	□□□	90.0#	1522
	• Lock located at bottom of cabinet								
			A	B	C	D	E		

HOW TO ORDER

Indicate the following information on order form:

- Quantity of each item.
- Model number, including options. See "How To Build a Model Number".
- Any special service required.

Note:

- The □ indicates that a choice is required.
- The absence of the □ indicates that no choice is required.
- Alpha-numeric characters in place of □ indicate that no other alternatives are available.

HOW TO BUILD A MODEL NUMBER

- A** Select basic model.
- | | |
|-------------|-------------------------|
| ALBT | - Aluminum bow tie pull |
| ALMT | - Aluminum metric pull |
| ARCN | - Arc nickel pull |
| CLSC | - Classic (inset pull) |
| CZP | - Connection Zone pull |
- C** Select unit color.
Refer to the **Product Color Options** page in this price list.
- D** Select lock option.
- | | |
|------------|----------------|
| KA | - Key alike |
| KS | - Key standard |
| NLC | - No lock core |
- E** Select lock color.
Refer to the **Product Color Options** page in this price list.

INFORMATION

Accessories
See accessory section for accessories that can be ordered separately.

Weights
Figures provided are approximate and reflect packaged product without additional accessories.

SPECIAL SERVICES

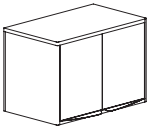
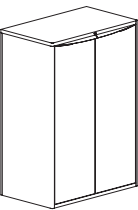
Special Carton Marking

With specially marked information	N/C
-----------------------------------	-----

Shipping
Ships **assembled, FOB Pembroke, ON K8A 0E1, freight prepaid.** Freight class 70.

Specifications and prices are subject to change without prior notice.



			MODEL NUMBER								
			Basic Model	Dimpled	Unit Color	Pull Color	Lock Option	Lock Color			
Features									Approx. Packaged Weight	Delivered Pricing	Dimpled Front add to list price
 S7CC 26-7/8" OverCupboard Storage Cabinet <ul style="list-style-type: none">For placement on top of similar width cabinet; not for floor installationAvailable with one adjustable blank shelfLock located at bottom of cabinet	With 1 Shelf	30 x 18"	S7CL302400VHD	<input type="checkbox"/>	<input type="checkbox"/> <input type="checkbox"/> <input type="checkbox"/>	<input type="checkbox"/> <input type="checkbox"/> <input type="checkbox"/> <input type="checkbox"/> <input type="checkbox"/> <input type="checkbox"/>	<input type="checkbox"/> <input type="checkbox"/> <input type="checkbox"/>	<input type="checkbox"/> <input type="checkbox"/> <input type="checkbox"/>	70.0#	\$ 1315	\$ 23
	With 1 Shelf	36 x 18"	S7CL362400VHD	<input type="checkbox"/>	<input type="checkbox"/> <input type="checkbox"/> <input type="checkbox"/>	<input type="checkbox"/> <input type="checkbox"/> <input type="checkbox"/> <input type="checkbox"/> <input type="checkbox"/> <input type="checkbox"/>	<input type="checkbox"/> <input type="checkbox"/> <input type="checkbox"/>	<input type="checkbox"/> <input type="checkbox"/> <input type="checkbox"/>	80.0#	1323	25
	With 1 Shelf	42 x 18"	S7CL422400VHD	<input type="checkbox"/>	<input type="checkbox"/> <input type="checkbox"/> <input type="checkbox"/>	<input type="checkbox"/> <input type="checkbox"/> <input type="checkbox"/> <input type="checkbox"/> <input type="checkbox"/> <input type="checkbox"/>	<input type="checkbox"/> <input type="checkbox"/> <input type="checkbox"/>	<input type="checkbox"/> <input type="checkbox"/> <input type="checkbox"/>	95.0#	1443	30
 S7CC 56-3/32" Multimedia Storage Cabinet <ul style="list-style-type: none">Available with two adjustable blank shelves or without any shelves	With 2 Shelves	36 x 18"	S7CL36525HD	<input type="checkbox"/>	<input type="checkbox"/> <input type="checkbox"/> <input type="checkbox"/>	<input type="checkbox"/> <input type="checkbox"/> <input type="checkbox"/> <input type="checkbox"/> <input type="checkbox"/> <input type="checkbox"/>	<input type="checkbox"/> <input type="checkbox"/> <input type="checkbox"/>	<input type="checkbox"/> <input type="checkbox"/> <input type="checkbox"/>	170.0#	\$ 2036	\$ 23
			A	B	C	D	E	F			

HOW TO ORDER

Indicate the following information on order form:

- Quantity of each item.
- Model number, including options. See "How To Build a Model Number".
- Any special service required.

Note:

- The ☐ indicates that a choice is required.
- The absence of the ☐ indicates that no choice is required.
- Alpha-numeric characters in place of ☐ indicate that no other alternatives are available.

HOW TO BUILD A MODEL NUMBER

- A**Select basic model.
- B**Select flat or dimpled front.

D

- Dimpled

F

- Flat

See upcharge column for D option.
- C**Select unit and drawer color.

Refer to the **Product Color Options** page in this price list.
- D**Select drawer pull color.

Refer to the **Product Color Options** page in this price list.
- E**Select lock option.

KA

- Key alike

KS

- Key standard

NLC

- No lock core
- F**Select lock color.

Refer to the **Product Color Options** page in this price list.

INFORMATION

Height
All dimensions shown include 1/8" allowance for glides in recessed position.

Accessories
See accessory section for accessories that can be ordered separately.

Weights
Figures provided are approximate and reflect packaged product without additional accessories.

SPECIAL SERVICES

Special Carton Marking
With specially marked informationN/C

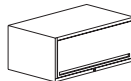

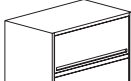
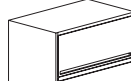
Shipping
Ships **assembled, FOB Pembroke, ON K8A 0E1, freight prepaid.** Freight class 70.

Specifications and prices are subject to change without prior notice.

Preconfigured Storage
700 Series® Overfile Cabinets



Preconfigured Storage
700 Series® Overfile Cabinets

			MODEL NUMBER						
MODEL		W x D x H	Basic Model	Pull Option	Unit Color	Lock Option	Lock Color	Approx. Packaged Weight	Delivered Pricing
 S70V	16-5/32" Overfile Storage Cabinet <ul style="list-style-type: none">• One 13" receding door• For placement on the top of similar width cabinet; not for floor installation• Lock located at bottom of cabinet• Lower units must be drilled to accept four 1/4-20 bolts to secure unit	30 x 18 x 16-5/32"	S7L/301350V1F	□□□□	□□	□□□	□□□	46.0#	\$ 849
		36 x 18 x 16-5/32"	S7L/361350V1F	□□□□	□□	□□□	□□□	52.0#	954
		42 x 18 x 16-5/32"	S7L/421350V1F	□□□□	□□	□□□	□□□	56.0#	967
 S70V	17-11/16" Overfile Storage Cabinet <ul style="list-style-type: none">• One 15" receding door• For placement on the top of similar width cabinet; not for floor installation• Lock located at bottom of cabinet• Lower units must be drilled to accept four 1/4-20 bolts to secure unit	30 x 18 x 17-11/16"	S7L/301500V1F	□□□□	□□	□□□	□□□	50.0#	\$ 799
		36 x 18 x 17-11/16"	S7L/361500V1F	□□□□	□□	□□□	□□□	56.0#	968
		42 x 18 x 17-11/16"	S7L/421500V1F	□□□□	□□	□□□	□□□	62.0#	1032
 S70V	31-15/32" Overfile Storage Cabinet <ul style="list-style-type: none">• Two 13-1/2" receding doors• One slotted tie bar shelf with 3 dividers• For placement on the top of similar width cabinet; not for floor installation• Lock located at bottom of cabinet• Lower units must be drilled to accept four 1/4-20 bolts to secure unit	30 x 18 x 31-15/32"	S7L/302850V2F	□□□□	□□	□□□	□□□	87.0#	\$ 1272
		36 x 18 x 31-15/32"	S7L/362850V2F	□□□□	□□	□□□	□□□	98.0#	1322
		42 x 18 x 31-15/32"	S7L/422850V2F	□□□□	□□	□□□	□□□	108.0#	1440
 S70V	34-17/32" Overfile Storage Cabinet <ul style="list-style-type: none">• Two 15" receding doors• One slotted tie bar shelf with 3 dividers• For placement on the top of similar width cabinet; not for floor installation• Lock located at bottom of cabinet• Lower units must be drilled to accept four 1/4-20 bolts to secure unit	30 x 18 x 34-17/32"	S7L/303150V2F	□□□□	□□	□□□	□□□	94.0#	\$ 1419
		36 x 18 x 34-17/32"	S7L/363150V2F	□□□□	□□	□□□	□□□	107.0#	1475
		42 x 18 x 34-17/32"	S7L/423150V2F	□□□□	□□	□□□	□□□	119.0#	1603
			A	B	C	D	E		

HOW TO ORDER

Indicate the following information on order form:

1. Quantity of each item.
2. Model number, including options. See "How To Build a Model Number".
3. Any special service required.

Note:

- The □ indicates that a choice is required.
- The absence of the □ indicates that no choice is required.
- Alpha-numeric characters in place of □ indicate that no other alternatives are available.

HOW TO BUILD A MODEL NUMBER

- A**Select basic model.
- | | |
|-------------|-------------------------|
| ALBT | - Aluminum bow tie pull |
| ALMT | - Aluminum metric pull |
| ARCN | - Arc nickel pull |
| CLSC | - Classic (inset pull) |
| CZP | - Connection Zone pull |
- C**Select unit color.
Refer to the **Product Color Options** page in this price list.
- D**Select lock option.
- | | |
|------------|----------------|
| KA | - Key alike |
| KS | - Key standard |
| NLC | - No lock core |
- E**Select lock color.
Refer to the **Product Color Options** page in this price list.

INFORMATION

Accessories
See accessory section for accessories that can be ordered separately.

Weights
Figures provided are approximate and reflect packaged product without additional accessories.

SPECIAL SERVICES

Special Carton Marking
With specially marked information N/C

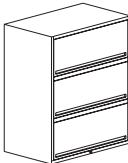
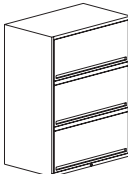
Shipping
Ships **assembled, FOB Pembroke, ON K8A 0E1, freight prepaid.** Freight class 70.

Specifications and prices are subject to change without prior notice.

Preconfigured Storage
700 Series® Overfile Cabinets



Preconfigured Storage
700 Series® Overfile Cabinets

			MODEL NUMBER						
			Basic Model	Pull Option	Unit Color	Lock Option	Lock Color		
MODEL			W x D x H					Approx. Packaged Weight	Delivered Pricing
	46-25/32" Overfile Storage Cabinet <ul style="list-style-type: none">• Three 13-1/2" receding doors• One slotted tie bar shelf with 3 dividers• For placement on the top of similar width cabinet; not for floor installation• Lock located at bottom of cabinet• Lower units must be drilled to accept four 1/4-20 bolts to secure unit	30 x 18 x 46-25/32"	S7L/304350V3F	CLSC	<input type="checkbox"/> <input type="checkbox"/>	<input type="checkbox"/> <input type="checkbox"/> <input type="checkbox"/> <input type="checkbox"/>	127.0#	\$ 1685	
		36 x 18 x 46-25/32"	S7L/364350V3F	CLSC	<input type="checkbox"/> <input type="checkbox"/>	<input type="checkbox"/> <input type="checkbox"/> <input type="checkbox"/> <input type="checkbox"/>	144.0#	1755	
		42 x 18 x 46-25/32"	S7L/424350V3F	CLSC	<input type="checkbox"/> <input type="checkbox"/>	<input type="checkbox"/> <input type="checkbox"/> <input type="checkbox"/> <input type="checkbox"/>	160.0#	1892	
S70V									
	51-3/8" Overfile Storage Cabinet <ul style="list-style-type: none">• Three 15" receding doors• Two slotted tie bar shelves with 3 dividers• For placement on the top of similar width cabinet; not for floor installation• Lock located at bottom of cabinet• Lower units must be drilled to accept four 1/4-20 bolts to secure unit	30 x 18 x 51-3/8"	S7L/304800V3F	CLSC	<input type="checkbox"/> <input type="checkbox"/>	<input type="checkbox"/> <input type="checkbox"/> <input type="checkbox"/> <input type="checkbox"/>	140.0#	\$ 1897	
		36 x 18 x 51-3/8"	S7L/364800V3F	CLSC	<input type="checkbox"/> <input type="checkbox"/>	<input type="checkbox"/> <input type="checkbox"/> <input type="checkbox"/> <input type="checkbox"/>	158.0#	1963	
		42 x 18 x 51-3/8"	S7L/424800V3F	CLSC	<input type="checkbox"/> <input type="checkbox"/>	<input type="checkbox"/> <input type="checkbox"/> <input type="checkbox"/> <input type="checkbox"/>	177.0#	2100	
S70V									
			A	B	C	D	E		

HOW TO ORDER

Indicate the following information on order form:

1. Quantity of each item.
2. Model number, including options. See "How To Build a Model Number".
3. Any special service required.

Note:

- The ☐ indicates that a choice is required.
- The absence of the ☐ indicates that no choice is required.
- Alpha-numeric characters in place of ☐ indicate that no other alternatives are available.

HOW TO BUILD A MODEL NUMBER

- A**Select basic model.
- B**Select pull option.

CLSC - Classic (inset pull)
- C**Select unit color.

Refer to the **Product Color Options** page in this price list.
- D**Select lock option.

KA - Key alike

KS - Key standard

NLC - No lock core
- E**Select lock color.

Refer to the **Product Color Options** page in this price list.

INFORMATION

Accessories
See accessory section for accessories that can be ordered separately.

Weights
Figures provided are approximate and reflect packaged product without additional accessories.

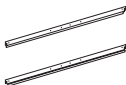
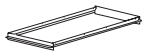
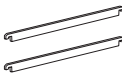

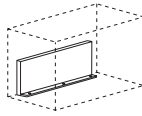
SPECIAL SERVICES

Special Carton Marking
With specially marked information N/C

Shipping
Ships **assembled, FOB Pembroke, ON K8A 0E1, freight prepaid.** Freight class 70.

Specifications and prices are subject to change without prior notice.



				MODEL NUMBER		
 LTACU	MODEL	Features	W	Basic Model	Approx. Packaged Weight	Delivered Pricing
	Type “A” Folder Bars <ul style="list-style-type: none">Files one row legal or letter, side-to-sidePriced per setInstalls in 10-1/2, 12, 13-1/2, and 15” drawers and similar sized receding door rollout shelf combinationsBlack finish only	Side-to-side	30”	S7L/30FBA	3.0#	\$ 48
		Side-to-side	36”	S7L/36FBA	3.0#	48
		Side-to-side	42”	S7L/42FBA	4.0#	48
 LTACU	Type “E” Folder Bars <ul style="list-style-type: none">EDP interior for print-outsFiles one row side-to-sideInstalls in 13-1/2, and 15” drawers and 15” receding door rollout shelf combinations. Not for installation behind 13-1/2” receding doorsPriced per unitBlack finish only	Side-to-side	30”	S7L/30FBE	5.0#	\$ 110
		Side-to-side	36”	S7L/36FBE	5.0#	110
		Side-to-side	42”	S7L/42FBE	7.0#	110
 LTACU	Type “K” Folder Bars <ul style="list-style-type: none">Converts side-to-side filing to front-to-back filingOne set (two bars) required per row of filingPriced per set of twoLegal or letter	Front-to-back		S7L/334FBK	5.0#	\$ 23
 LTACU	Type “J” Folder Bars <ul style="list-style-type: none">For EDP filing front-to-backOne set (two bars) required per row of filingPriced per set of two	Front-to-back		S7L/334FBJ	5.0#	\$ 33
 LTACU	Counterbalance <ul style="list-style-type: none">For lateral file unitsRecommended unless cabinets are gangedFactory installed, if specified			S7L/CBW35	35.0#	\$ 180
				S7L/CBW50	50.0#	233
				S7L/CBW60	60.0#	289

A

HOW TO ORDER

Indicate the following information on order form:

- Quantity of each item.
- Model number, including options. See “How To Build a Model Number”.
- Any special service required.

Note:

- The ☐ indicates that a choice is required.
- The absence of the ☐ indicates that no choice is required.
- Alpha-numeric characters in place of ☐ indicate that no other alternatives are available.

HOW TO BUILD A MODEL NUMBER

A Select basic model.

Counterbalance Weight

Model #	700 Series Lateral File
CBW35	30" Wide 4, 5, 6 High
CBW35	36" Wide 4, 5, 6 High
CBW35	42" Wide 4, 5, 6 High
CBW50	30" Wide 2, 3 High
CBW50	36" Wide 2, 3 High
CBW50	42" Wide 2, 3 High

700 Series

Model #	Optional Front Lateral File
CBW50	30" Wide 4, 5, 6 High
CBW50	36" Wide 4, 5, 6 High
CBW60	30" Wide 2, 3 High
CBW60	36" Wide 2, 3 High
CBW60	42" Wide 2, 3 High

SPECIAL SERVICES

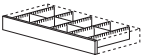





Special Carton Marking

With specially marked information N/C

Shipping
Ships **assembled, FOB Pembroke, ON K8A 0E1, freight prepaid.** Freight class 70.

Specifications and prices are subject to change without prior notice.



			MODEL NUMBER			
MODEL			Basic Model	Approx. Packaged Weight	Delivered Pricing	
 LTACU	Drawer Organizer	30 x 15-7/8 x 4"	S7L/30MEDKIT	8.0#	\$	223
	• For installation in 6", 7-1/2", 9" or box lateral file drawers	36 x 15-7/8 x 4"	S7L/36MEDKIT	8.0#		277
	• Front pan included in kit corresponding to drawer width	42 x 15-7/8 x 4"	S7L/42MEDKIT	9.0#		277
	• Req'd when building custom organizers					
	• 30"W kit includes 4 partitions and 3 dividers					
	• 36"W kit includes 5 partitions and 4 dividers					
	• 42"W kit includes 6 partitions and 5 dividers					
 LTACU	Organizer Front Pan	30 x 1 x 4"	S7L/30MEDPAN	2.0#	\$	83
	• Attaches to sides of 6", 7-1/2", 9" or box drawer body	36 x 1 x 4"	S7L/36MEDPAN	2.0#		83
	• Field installation on product manufactured prior to January 1995 will require drilling 4 holes in the drawer	42 x 1 x 4"	S7L/42MEDPAN	2.0#		98
	• Black finish only					
	• Required when building custom organizers					
 LTACU	Organizer Partition	1/2 x 16 x 4"	S7L/334MPART	1.0#	\$	25
	• Front-to-back partition must be used with organizer front pan					
	• Priced individually					
 LTACU	Organizer Divider	4 x 4"	S7L/334DIV40	1.0#	\$	12
	• Side-to-side divider	5 x 4"	S7L/334DIV50	1.0#		12
	• Models listed provide 4", 5", 6" or 8" clear width	6 x 4"	S7L/334DIV60	1.0#		12
	• Black finish only	8 x 4"	S7L/334DIV80	1.0#		12
 LTACU	6" Dividers	6"	S7L/3346DV	3.0#	\$	60
	• For 6" rollout shelves and 6", 7-1/2", and 9" drawers					
	• Sold in packs of 3					
 LTACU	Plate Dividers	12"	S7L/33412DV	3.0#	\$	50
	• For 10-1/2", 12", 13-1/2", and 15" rollout shelves and drawers					
	• Sold in packs of 3					
	• Black finish only					

A

HOW TO ORDER

Indicate the following information on order form:

- Quantity of each item.
- Model number, including options. See "How To Build a Model Number".
- Any special service required.

Note:

- The ☐ indicates that a choice is required.
- The absence of the ☐ indicates that no choice is required.
- Alpha-numeric characters in place of ☐ indicate that no other alternatives are available.

HOW TO BUILD A MODEL NUMBER

A Select basic model.

SPECIAL SERVICES



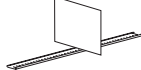


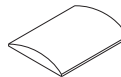
Special Carton Marking

With specially marked information N/C

Shipping
Ships **assembled, FOB Pembroke, ON K8A 0E1, freight prepaid.** Freight class 70.

Specifications and prices are subject to change without prior notice.



				MODEL NUMBER			
MODEL		Features	W x D	Basic Model	Unit Color	Approx. Packaged Weight	Delivered Pricing
	Legal/Letter Conversion <ul style="list-style-type: none">• Black finish only• To be used when filing letter-size folders side-to-side			S7L/30LL		3.0#	\$ 25
				S7L/36LL		3.0#	25
				S7L/42LL		3.0#	25
LTACU							
	EDP Legal/Letter Conversion <ul style="list-style-type: none">• Black finish only• To be used when filing letter-size folders side-to-side			S7L/30LLETS		3.0#	\$ 25
				S7L/36LLETS		3.0#	25
				S7L/42LLETS		3.0#	25
LTACU							
	Compressor Follower <ul style="list-style-type: none">• Installs in 12, 13-1/2, and 15" drawers and receding door/rollout shelf combinations• All installation hardware included• Black finish only• Compressor moves side-to-side	27 x 8"		S7L/30CF		3.0#	\$ 69
		33 x 8"		S7L/36CF		4.0#	69
		39 x 8"		S7L/42CF		4.0#	69
LTACU							
	Touch-up Paint <ul style="list-style-type: none">• Specify color code• One-ounce brush application			S7L/97003	<input type="checkbox"/> <input type="checkbox"/>	2.0#	\$ 51
LTACU							
	Coat Rod <ul style="list-style-type: none">• Includes mounting hardware• For installation behind hinged doors• Fixed blank shelf may be installed directly above. Specify separately	30"		S7L/30CR		8.0#	\$ 60
		36"		S7L/36CR		8.0#	60
		42"		S7L/42CR		8.0#	60
LTACU							
HRDPT	P-Series Keys <ul style="list-style-type: none">• Double bit design• Range of 200 different core/key numbers available• Must specify lock number(s) requested when ordering cut key or lock core/key sets	Lock Core/2 Key Set - Black		2.KP20522		0.4#	\$ 15
		Lock Core/2 Key Set - Satin Chrome		2.KP20522.SC		0.4#	15
		Master Key		2.KP20550		0.2#	11
		Extractor Key		2.KP20551		0.2#	11
		Blank Key		2.KP20552		0.2#	3
		Cut Key		2.KP20557		0.2#	4
	700 Series® Files Lateral Toppers <ul style="list-style-type: none">• Fixed to the top with double stick tape• For aesthetic appeal	30 x 18"		S7L/30DT	<input type="checkbox"/> <input type="checkbox"/>	9.0#	\$ 358
		36 x 18"		S7L/36DT	<input type="checkbox"/> <input type="checkbox"/>	9.0#	372
		42 x 18"		S7L/42DT	<input type="checkbox"/> <input type="checkbox"/>	9.0#	384
LTACU							
				A	B		

HOW TO ORDER

Indicate the following information on order form:

1. Quantity of each item.
2. Model number, including options. See “How To Build a Model Number”.
3. Any special service required.

Note:

- The ☐ indicates that a choice is required.
- The absence of the ☐ indicates that no choice is required.
- Alpha-numeric characters in place of ☐ indicate that no other alternatives are available.

HOW TO BUILD A MODEL NUMBER

- A** Select basic model.
- B** Select unit color.
Refer to the **Product Color Options** page in this price list.

SPECIAL SERVICES

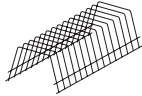
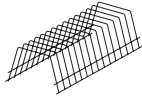

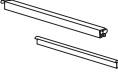
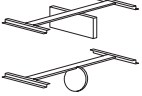
Special Carton Marking

With specially marked information N/C

Shipping
Ships **assembled, FOB Pembroke, ON K8A 0E1, freight prepaid.** Freight class 70.

Specifications and prices are subject to change without prior notice.



			MODEL NUMBER			
	MODEL	W x D x H	Basic Model	Approx. Packaged Weight		Delivered Pricing
 LTACU	Reel Insert Shelf for Storage Cabinets/ Doors <ul style="list-style-type: none">• Installs behind 12", 13-1/2" and 15" receding doors and hinged doors; check reel size• 30" unit accepts 21 reels• 36" unit accepts 26 reels• 42" unit accepts 30 reels• Black finish only	30 x 10-1/2 x 7-1/2"	S7L/30RRC	9.0#		\$ 180
		36 x 10-1/2 x 7-1/2"	S7L/36RRC	10.0#		180
		42 x 10-1/2 x 7-1/2"	S7L/42RRC	11.0#		180
 LTACU	Reel Insert for Drawers <ul style="list-style-type: none">• Installs in 10-1/2", 12", 13-1/2", and 15" drawers; check reel size• 30" unit accepts 20 reels• 36" unit accepts 24 reels• 42" unit accepts 29 reels• Black finish only	30 x 10-1/2 x 7-1/2"	S7L/30RRF	9.0#		\$ 186
		36 x 10-1/2 x 7-1/2"	S7L/36RRF	10.0#		186
		42 x 10-1/2 x 7-1/2"	S7L/42RRF	11.0#		186
 LTACU	Binder Frame for Computer Print-outs <ul style="list-style-type: none">• For use with binder hanger 334KIH (not included), see below• Installs behind hinged door or 15" receding door• Black finish only	30 x 16-1/2 x 1-1/2"	S7L/30KIF	7.0#		\$ 167
		36 x 16-1/2 x 1-1/2"	S7L/36KIF	8.0#		167
		42 x 16-1/2 x 1-1/2"	S7L/42KIF	9.0#		167
 LTACU	Binder Hanger <ul style="list-style-type: none">• Hangs on binder frame KIF• Metal channel with plastic T-bar• Allow one for every 3" of filing width• Channel is Dark Tone enamel finish• Priced individually		S7L/334KIH	1.0#		\$ 23
 LTACU	Binder Frame: WrightLine <ul style="list-style-type: none">• Installs behind hinged doors or 13-1/2" and 15" receding doors• Accepts one for every 3" of filing width• Black finish only	30 x 16-1/2 x 1-1/2"	S7L/30WLD	7.0#		\$ 167
		36 x 16-1/2 x 1-1/2"	S7L/36WLD	8.0#		167
		42 x 16-1/2 x 1-1/2"	S7L/42WLD	9.0#		167

A

HOW TO ORDER

Indicate the following information on order form:

1. Quantity of each item.
2. Model number, including options. See "How To Build a Model Number".
3. Any special service required.

Note:

- The ☐ indicates that a choice is required.
- The absence of the ☐ indicates that no choice is required.
- Alpha-numeric characters in place of ☐ indicate that no other alternatives are available.

HOW TO BUILD A MODEL NUMBER

A Select basic model.

SPECIAL SERVICES

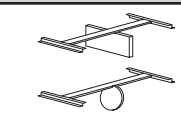
Special Carton Marking

With specially marked information N/C

Shipping
Ships **assembled, FOB Pembroke, ON K8A 0E1, freight prepaid.** Freight class 70.

Specifications and prices are subject to change without prior notice.



			MODEL NUMBER			
			Basic Model	Approx. Packaged Weight	Delivered Pricing	
 LTACU	MODEL	W x D x H				
	Binder Frame: Acco Data	30 x 16-1/2 x 1-1/2"	S7L/30ADF	7.0#	\$ 167	
	<ul style="list-style-type: none">• Installs behind hinged doors• Not recommended behind 15" receding door• Black finish only	36 x 16-1/2 x 1-1/2"	S7L/36ADF	8.0#	167	
		42 x 16-1/2 x 1-1/2"	S7L/42ADF	9.0#	167	

A

HOW TO ORDER

Indicate the following information on order form:

1. Quantity of each item.
2. Model number, including options. See "How To Build a Model Number".
3. Any special service required.

Note:

- The ☐ indicates that a choice is required.
- The absence of the ☐ indicates that no choice is required.
- Alpha-numeric characters in place of ☐ indicate that no other alternatives are available.

HOW TO BUILD A MODEL NUMBER

A Select basic model.

SPECIAL SERVICES


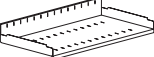


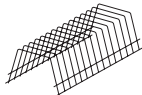
Special Carton Marking

With specially marked information N/C

Shipping
Ships **assembled, FOB Pembroke, ON K8A 0E1, freight prepaid.** Freight class 70.

Specifications and prices are subject to change without prior notice.



			MODEL NUMBER			
	MODEL	W x D x H	Basic Model	Approx. Packaged Weight		Delivered Pricing
 LTACU	Adjustable Blank Shelf <ul style="list-style-type: none">• May be installed behind hinged or receding doors• Black finish only• Included brackets	30"	S7L/30BS	6.0#	\$	118
		36"	S7L/36BS	7.0#		118
		42"	S7L/42BS	8.0#		118
 LTACU	Slotted Shelf <ul style="list-style-type: none">• Accepts 33412DV dividers• May be installed behind 12", 13-1/2", or 15" receding doors or hinged cupboard doors• All internal accessories must be specified separately• Black finish only• Includes brackets	30"	S7L/30SS	8.0#	\$	167
		36"	S7L/36SS	10.0#		167
		42"	S7L/42SS	11.0#		167
 LTACU	Coat Rod <ul style="list-style-type: none">• Includes mounting hardware• For installation behind hinged doors• Fixed blank shelf may be installed directly above. Specify separately	30"	S7L/30CR	8.0#	\$	60
		36"	S7L/36CR	8.0#		60
		42"	S7L/42CR	8.0#		60
 LTACU	Fixed End Tab Shelf <ul style="list-style-type: none">• End tab shelf for cupboards only• Installs behind hinged doors• Accepts 33412DV dividers• All internal accessories must be specified separately• Black finish only	30"	S7L/30ETSC	8.0#	\$	167
		36"	S7L/36ETSC	10.0#		188
		42"	S7L/42ETSC	11.0#		213
 LTACU	Reel Insert <ul style="list-style-type: none">• Installs behind hinged doors; check reel size• 30" unit accepts 20 reels• 36" unit accepts 24 reels• 42" unit accepts 29 reels• Black finish only	30 x 10-1/2 x 7-1/2"	S7L/30RRC	9.0#	\$	180
		36 x 10-1/2 x 7-1/2"	S7L/36RRC	10.0#		180
		42 x 10-1/2 x 7-1/2"	S7L/42RRC	11.0#		180

A

HOW TO ORDER

Indicate the following information on order form:

1. Quantity of each item.
2. Model number, including options. See "How To Build a Model Number".
3. Any special service required.

Note:

- The ☐ indicates that a choice is required.
- The absence of the ☐ indicates that no choice is required.
- Alpha-numeric characters in place of ☐ indicate that no other alternatives are available.

HOW TO BUILD A MODEL NUMBER

A Select basic model.

SPECIAL SERVICES

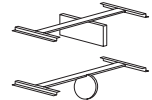
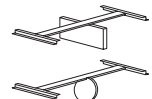

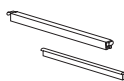

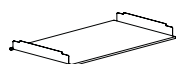
Special Carton Marking

With specially marked information N/C

Shipping
Ships **assembled, FOB Pembroke, ON K8A 0E1, freight prepaid.** Freight class 70.

Specifications and prices are subject to change without prior notice.



			MODEL NUMBER			
	MODEL	W x D x H	Basic Model	Approx. Packaged Weight		Delivered Pricing
 LTACU	Binder Frame: Acco Data	30 x 16-1/2 x 1-1/2"	S7L/30ADF	7.0#		\$ 167
	• Installs behind hinged doors	36 x 16-1/2 x 1-1/2"	S7L/36ADF	8.0#		167
	• Not recommended behind 15" receding doors	42 x 16-1/2 x 1-1/2"	S7L/42ADF	9.0#		167
	• Black finish only					
 LTACU	Binder Frame: Wrightline	30 x 16-1/2 x 1-1/2"	S7L/30WLD	7.0#		\$ 167
	• Installs behind hinged doors or 13-1/2" and 15" receding doors	36 x 16-1/2 x 1-1/2"	S7L/36WLD	8.0#		167
	• Accepts center hanging channel (not included)	42 x 16-1/2 x 1-1/2"	S7L/42WLD	9.0#		167
	• Black finish only					
 LTACU	Binder Frame for Computer Print-outs	30 x 16-1/2 x 1-1/2"	S7L/30KIF	7.0#		\$ 167
	• For use with binder hanger 334KIH (not included), see below	36 x 16-1/2 x 1-1/2"	S7L/36KIF	8.0#		167
	• Installs behind hinged door or 15" receding door	42 x 16-1/2 x 1-1/2"	S7L/42KIF	9.0#		167
	• Black finish only					
 LTACU	Binder Hanger		S7L/334KIH	1.0#		\$ 23
	• Hangs on binder frame KIF					
	• Metal channel with plastic T-bar					
	• Allow one for every 3" of filing width					
 LTACU	12" Plate Divider (3 Pack)	12"	S7L/33412DV	3.0#		\$ 50
	• For slotted shelves, 10-1/2" and 12" drawers					
	• Sold in packs of 3					
	• Black finish only					
 LTACU	Thin Blank Shelf (Screw Mount)	30"	S7L/30TBS	6.0#		\$ 186
	• May be installed behind hinged or receding doors	36"	S7L/36TBS	7.0#		198
	• Black finish only	42"	S7L/42TBS	8.0#		209

A

HOW TO ORDER

Indicate the following information on order form:

- Quantity of each item.
- Model number, including options. See "How To Build a Model Number".
- Any special service required.

Note:

- The ☐ indicates that a choice is required.
- The absence of the ☐ indicates that no choice is required.
- Alpha-numeric characters in place of ☐ indicate that no other alternatives are available.

HOW TO BUILD A MODEL NUMBER

A Select basic model.

SPECIAL SERVICES

Special Carton Marking

With specially marked information N/C

Shipping
Ships **assembled, FOB Pembroke, ON K8A 0E1, freight prepaid.** Freight class 70.

Specifications and prices are subject to change without prior notice.



GENERAL INFORMATION

KI 700 Series Bookcases have been designed to optimally store standard three-ring binders on **all** shelves. Shelves are adjustable on 1" increments to accommodate other media storage needs.

The units described on the following pages are to suit the most common storage requirements. Other bookcase sizes can be built to suit specific needs.

Contact KI Customer Service for details.

Height

Bookcases are available in several standard heights. Non-standard heights will be considered through Product Modification Requests. Contact KI Customer Service for details. Heights include 1/8" allowance for leveling glides fully recessed.

Depth

Bookcases are available in two standard depths: 12" and 15".

Width

All bookcases are 30" and 36" wide.

Shelf Clearance

Refer to height and depth clearance dimensions.

CONSTRUCTION AND STANDARD FEATURES

Basic Shell

Shells are unique to bookcases, featuring a flush inner liner. The liner is punched to accept shelf brackets on 1" increments starting approximately 8" from the bottom of the cabinet and terminating approximately 8" from the top of the cabinet. The liners, top and bottom reinforcements are welded into a rigid box frame. The shell is constructed from 18- and 20-gauge steel, with multiple strategically-located offsets to maximize strength. The back is seamless. All corners are reinforced. Illustrated shell heights include 1/8" for adjustable glide in recessed position.

Shelves

Shelves are constructed using 22-gauge steel, formed 1/8" thick on the leading and trailing edges to enhance strength.

Adjustable Glides

Bookcases are supplied with four adjustable glides. The glides can be adjusted from inside the bookcase using a 1/4" hex socket wrench, or from outside the bookcase using a 7/8" wrench. Standard glides provide 3/4" adjustment; longer glides are also available. Overall bookcase heights include the glide in its recessed position.

Commercial Pack

This is the standard pack that KI offers on all files and storage products. This consists of a plastic poly bag placed over the unit, corrugated top and bottom cap, corner blocking and stretch wrap to keep the packaging intact.

Standard Paint Finishes

All KI products are iron phosphate treated prior to painting. This process enhances top coat bonding.

Powder coat application is a highbred epox . The paint is baked on to provide a scratch and stain resistant surface.

All inside and outside shell and front surfaces are painted with the same specified paint color. Interior components and accessories are painted a black finish. Mechanical components are black plated.

Color Match

KI offers the additional option of color matching paint, polypropylene, or wood stain through Product Modification Requests. Contact Customer Service for details.

Inside Clear Dimensions

Bookcase Height	Inside Width		Inside Depth	
	30" model	36" model	12" model	15" model
28 ¹⁵ / ₃₂ "	28 ¹ / ₂ "	34 ¹ / ₂ "	11 ¹ / ₂ "	14 ¹ / ₂ "
42 ⁵ / ₁₆ "	28 ¹ / ₂ "	34 ¹ / ₂ "	11 ¹ / ₂ "	14 ¹ / ₂ "
54 ⁹ / ₁₆ "	28 ¹ / ₂ "	34 ¹ / ₂ "	11 ¹ / ₂ "	14 ¹ / ₂ "
56 ³ / ₃₂ "	28 ¹ / ₂ "	34 ¹ / ₂ "	11 ¹ / ₂ "	14 ¹ / ₂ "
66 ¹³ / ₁₆ "	28 ¹ / ₂ "	34 ¹ / ₂ "	11 ¹ / ₂ "	14 ¹ / ₂ "

Bookcase Height	Top Opening	Middle Opening	Bottom Opening
28 ¹⁵ / ₃₂ "	12 ¹³ / ₆₄ "		12 ²³ / ₆₄ "
42 ⁵ / ₁₆ "	12 ²⁷ / ₆₄ "	12 ¹ / ₈ "	12 ⁴⁷ / ₆₄ "
54 ⁹ / ₁₆ "	12 ³¹ / ₆₄ "	12 ¹ / ₈ "	13 ⁷ / ₆₄ "
56 ³ / ₃₂ "	14 ¹ / ₄ "	12 ¹ / ₈ "	12 ⁵ / ₁₆ "
66 ¹³ / ₁₆ "	12 ⁹ / ₁₆ "	12 ¹ / ₈ "	12 ²³ / ₃₂ "

Note: Dimensions shown above are with shelves located to provide for storage of three-ring binders. Shelves are easily adjustable on 1" increments. Dimensions will vary according.

Model Numbering System Each character in the basic model number corresponds to a specific unit feature. How to Build a Model Number Example: 700 Series Bookcases				
S7B	36	255	12	BL
S7B	Product name	700 Series Bookcase		
36	Bookcase width	36" wide		
255	Interior height (nominal)	25½" high		
12	Bookcase depth	12" deep		
BL	Color code	Black		



GENERAL INFORMATION

KI 700 Series Curve Bookcases have been designed to optimally store standard three-ring binders on all shelves. Shelves are adjustable on 1" increments to accommodate other media storage needs.

The units described on the following pages are to suit the most common storage requirements. Other bookcase sizes can be built to suit specific needs. Contact KI Customer Service for details.

Height

Bookcases are available in several standard heights. Non-standard heights will be considered through Product Modification Requests. Contact KI Customer Service for details. Heights include 1/8" allowance for leveling glides fully recessed.

Depth

Bookcases are available in two standard depths: 12" and 15".

Width

All bookcases are 30" and 36" wide.

Shelf Clearance

Refer to height and depth clearance dimensions.

CONSTRUCTION AND STANDARD FEATURES

Basic Shell

Shells are unique to bookcases, featuring a flush inner liner. The liner is punched to accept shelf brackets on 1" increments, starting approximately 8" from the bottom of the cabinet and terminating approximately 8" from the top of the cabinet. The liners, top and

bottom reinforcements are welded into a rigid box frame. The shell is constructed from 18- and 20-gauge steel, with multiple strategically located offsets to maximize strength. The back is seamless. All corners are reinforced.

Illustrated shell heights include 7/8" for adjustable glide in recessed position.

Shelves

Shelves are constructed using 22-gauge steel, formed 1/8" thick on the leading and trailing edges to enhance strength.

Adjustable Glides

Bookcases are supplied with four adjustable glides. The glides can be adjusted from inside the bookcase using a 1/4" hex socket wrench, or from outside the bookcase using a 7/16" wrench. Standard glides provide 3/4" adjustment; longer glides are also available. Overall bookcase heights include the glide in its recessed position.

Standard Paint Finishes

All KI products are chemically etched prior to painting. This process enhances top coat bonding. The top coat is a high solids modified polyester enamel. The enamel is baked on to provide a scratch-and stain-resistant surface.

All inside and outside shell and drawer front surfaces are painted with the same specified paint color.

Interior components and accessories are Dark Tone. Mechanical components are black chrome-plated.

Powder coated/enamel finish colors shown in Product Color Options page are standard and available where specifications call for painted surfaces.

Commercial Pack

This is the standard pack that KI offers on all files and storage products. This consists of a plastic poly bag placed over the unit, corrugated top and bottom cap, corner blocking and stretch wrap to keep the packaging intact.

Standard Paint Finishes

All KI products are iron phosphate treated prior to painting. This process enhances top coat bonding. The wet coat application is either alkyd or acrylic paint finish. The powder coat application is a highbred epoxy. The paint is baked on to provide a scratch and stain resistant surface.

All inside and outside shell and front surfaces are painted with the same specified paint color. Interior components and accessories are painted a black finish. Mechanical components are black plated.

Powder coated/enamel finish colors shown are standard and are available where specifications call for painted surfaces.

Color Match

KI offers the additional option of color matching paint, polypropylene, or wood stain through Product Modification Requests. Contact Customer Service for details.

Inside Clear Dimensions

Bookcase Height	Inside Width		Inside Depth	
	30" model	36" model	12" model	15" model
28 ¹⁵ / ₂ "	28 ¹ / ₂ "	34 ¹ / ₂ "	11 ¹ / ₂ "	14 ¹ / ₂ "
42 ² / ₆ "	28 ¹ / ₂ "	34 ¹ / ₂ "	11 ¹ / ₂ "	14 ¹ / ₂ "
54 ⁴ / ₆ "	28 ¹ / ₂ "	34 ¹ / ₂ "	11 ¹ / ₂ "	14 ¹ / ₂ "
66 ³ / ₆ "	28 ¹ / ₂ "	34 ¹ / ₂ "	11 ¹ / ₂ "	14 ¹ / ₂ "

Bookcase Height	Top Opening	Middle Opening	Bottom Opening
28 ² / ₂ "	12 ³ / ₆₄ "		12 ²⁹ / ₆₄ "
42 ² / ₆ "	12 ²⁷ / ₆₄ "	12 ¹ / ₈ "	12 ²⁷ / ₆₄ "
54 ⁴ / ₆ "	12 ²⁵ / ₆₄ "	12 ¹ / ₈ "	13 ⁷ / ₆₄ "
66 ³ / ₆ "	12 ² / ₆ "	12 ¹ / ₈ "	12 ²³ / ₂ "

Note: Dimensions shown above are with shelves located to provide for storage of three-ring binders. Shelves are easily adjustable on 1" increments. Dimensions will vary according.

Model Numbering System				
Each character in the basic model number corresponds to a specific unit feature.				
How to Build a Model Number				
Example: 700 Series Bookcases				
S7CB	36	255	12	BL
S7CB	Product name	700 Series Curve Bookcase		
36	Bookcase width	36" wide		
255	Interior height (nominal)	25 ¹ / ₂ " high		
12	Bookcase depth	12" deep		
BL	Color code	Black		

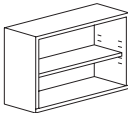
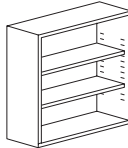
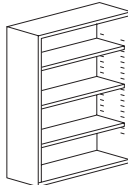
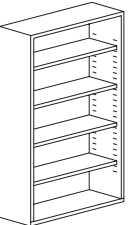
Bookcases

700 Series® 12" Deep



Bookcases

700 Series® 12" Deep

			MODEL NUMBER			
	MODEL	W x D	Basic Model	Unit Color	Approx. Packaged Weight	Delivered Pricing
	28-17/32" High • One adjustable shelf	30 x 12"	S7B/3025512	<input type="checkbox"/> <input type="checkbox"/>	47.0#	\$ 603
		36 x 12"	S7B/3625512	<input type="checkbox"/> <input type="checkbox"/>	50.0#	725
CIBKU						
	42-5/16" High • Two adjustable shelves	30 x 12"	S7B/3039012	<input type="checkbox"/> <input type="checkbox"/>	61.0#	\$ 811
		36 x 12"	S7B/3639012	<input type="checkbox"/> <input type="checkbox"/>	65.0#	870
CIBKU						
	54-9/16" High • Three adjustable shelves	30 x 12"	S7B/3051012	<input type="checkbox"/> <input type="checkbox"/>	80.0#	\$ 942
		36 x 12"	S7B/3651012	<input type="checkbox"/> <input type="checkbox"/>	85.0#	1089
CIBKU						
	66-13/16" High • Four adjustable shelves	30 x 12"	S7B/3063012	<input type="checkbox"/> <input type="checkbox"/>	99.0#	\$ 1136
		36 x 12"	S7B/3663012	<input type="checkbox"/> <input type="checkbox"/>	105.0#	1306
CIBKU						

A

B

HOW TO ORDER

Indicate the following information on order form:

1. Quantity of each item.
2. Model number, including options. See "How To Build a Model Number".
3. Any special service required.

Note: • The ☐ indicates that a choice is required

- The absence of the ☐ indicates that no choice is required.
- Alpha-numeric characters in place of ☐ indicate that no other alternatives are available.

HOW TO BUILD A MODEL NUMBER

- A** Select basic model.
- B** Select unit color.
Refer to the **Product Color Options** page in this price list.

INFORMATION

Height

All dimensions shown include 1/4" allowance for glides in recessed position.

Accessories

See accessory section for accessories that can be ordered separately.

Weights

Figures provided are approximate and reflect packaged product without additional accessories.

SPECIAL SERVICES

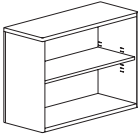
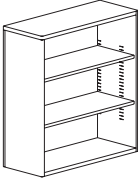
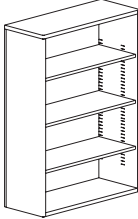
Special Carton Marking

With specially marked information N/C

Shipping

Ships assembled, FOB Pembroke, ON K8A 0E1, freight prepaid. Freight class 70.

Specifications and prices are subject to change without prior notice.

		MODEL NUMBER			
		Basic Model	Unit Color		
MODEL	W x D			Approx. Packaged Weight	Delivered Pricing
 28-17/32" High <ul style="list-style-type: none">One adjustable shelf	30 x 12"	S7CB3025512	<input type="checkbox"/> <input type="checkbox"/> <input type="checkbox"/>	47.0#	\$ 678
	36 x 12"	S7CB3625512	<input type="checkbox"/> <input type="checkbox"/> <input type="checkbox"/>	50.0#	812
S7BK					
 42-5/16" High <ul style="list-style-type: none">Two adjustable shelves	30 x 12"	S7CB3039012	<input type="checkbox"/> <input type="checkbox"/> <input type="checkbox"/>	61.0#	\$ 905
	36 x 12"	S7CB3639012	<input type="checkbox"/> <input type="checkbox"/> <input type="checkbox"/>	63.0#	968
S7BK					
 54-9/16" High <ul style="list-style-type: none">Three adjustable shelves	30 x 12"	S7CB3051012	<input type="checkbox"/> <input type="checkbox"/> <input type="checkbox"/>	80.0#	\$ 1053
	36 x 12"	S7CB3651012	<input type="checkbox"/> <input type="checkbox"/> <input type="checkbox"/>	85.0#	1223
S7BK					
		A	B		

HOW TO ORDER

Indicate the following information on order form:

- Quantity of each item.
- Model number, including options. See "How To Build a Model Number".
- Any special service required.

Note:

- The ☐ indicates that a choice is required.
- The absence of the ☐ indicates that no choice is required.
- Alpha-numeric characters in place of ☐ indicate that no other alternatives are available.

HOW TO BUILD A MODEL NUMBER

- A** Select basic model.
- B** Select unit color.
Refer to the **Product Color Options** page in this price list.

INFORMATION

Height
All dimensions shown include 1/8" allowance for glides in recessed position.

Weights
Figures provided are approximate and reflect packaged product without additional accessories.

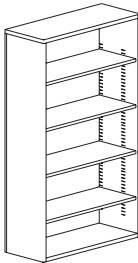
SPECIAL SERVICES

Special Carton Marking

With specially marked information N/C

Shipping
Ships **assembled, FOB Pembroke, ON K8A 0E1, freight prepaid.** Freight class 70.

Specifications and prices are subject to change without prior notice.

		MODEL NUMBER			
MODEL	W x D	Basic Model	Unit Color	Approx. Packaged Weight	Delivered Pricing
 S7BK	66-13/16" High				
	• Four adjustable shelves				
	30 x 12"	S7CB3063012	□□□	99.0#	\$ 1272
	36 x 12"	S7CB3663012	□□□	105.0#	1466
		A	B		

HOW TO ORDER

Indicate the following information on order form:

- Quantity of each item.
- Model number, including options. See "How To Build a Model Number".
- Any special service required.

Note:

- The ☐ indicates that a choice is required.
- The absence of the ☐ indicates that no choice is required.
- Alpha-numeric characters in place of ☐ indicate that no other alternatives are available.

HOW TO BUILD A MODEL NUMBER

- A** Select basic model.
- B** Select unit color.
Refer to the **Product Color Options** page in this price list.

INFORMATION

Height
All dimensions shown include 1/8" allowance for glides in recessed position.

Weights
Figures provided are approximate and reflect packaged product without additional accessories.

SPECIAL SERVICES

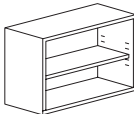
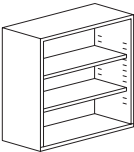
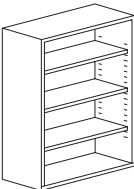
Special Carton Marking

With specially marked information N/C

Shipping
Ships **assembled, FOB Pembroke, ON K8A 0E1, freight prepaid.** Freight class 70.

Specifications and prices are subject to change without prior notice.



		MODEL NUMBER				
MODEL	W x D	Basic Model	Unit Color	Approx. Packaged Weight	Delivered Pricing	
	28-17/32" High • One adjustable shelf	30 x 15"	S7B/3025515	<input type="checkbox"/> <input type="checkbox"/>	52.0#	\$ 649
		36 x 15"	S7B/3625515	<input type="checkbox"/> <input type="checkbox"/>	55.0#	768
CIBKU						
	42-5/16" High • Two adjustable shelves	30 x 15"	S7B/3039015	<input type="checkbox"/> <input type="checkbox"/>	66.0#	\$ 837
		36 x 15"	S7B/3639015	<input type="checkbox"/> <input type="checkbox"/>	70.0#	927
CIBKU						
	54-9/16" High • Three adjustable shelves	30 x 15"	S7B/3051015	<input type="checkbox"/> <input type="checkbox"/>	85.0#	\$ 1010
		36 x 15"	S7B/3651015	<input type="checkbox"/> <input type="checkbox"/>	90.0#	1120
CIBKU						

A

B

HOW TO ORDER

Indicate the following information on order form:

- Quantity of each item.
- Model number, including options. See “How To Build a Model Number”.
- Any special service required.

Note:

- The ☐ indicates that a choice is required.
- The absence of the ☐ indicates that no choice is required.
- Alpha-numeric characters in place of ☐ indicate that no other alternatives are available.

HOW TO BUILD A MODEL NUMBER

- A** Select basic model.
- B** Select unit color.
Refer to the **Product Color Options** page in this price list.

INFORMATION

Height
All dimensions shown include 1/4” allowance for glides in recessed position.

Accessories
See accessory section for accessories that can be ordered separately.

Weights
Figures provided are approximate and reflect packaged product without additional accessories.

SPECIAL SERVICES

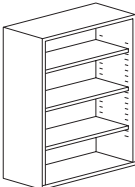
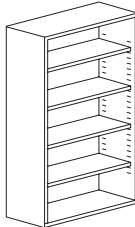
Special Carton Marking

With specially marked information N/C

Shipping
Ships **assembled, FOB Pembroke, ON K8A 0E1, freight prepaid.** Freight class 70.

Specifications and prices are subject to change without prior notice.



		MODEL NUMBER				
MODEL	W x D	Basic Model	Unit Color	Approx. Packaged Weight	Delivered Pricing	
 CIBKU	56-5/32" High • Three adjustable shelves	30 x 15"	S7B/3052515	<input type="checkbox"/> <input type="checkbox"/>	95.0#	\$ 1071
		36 x 15"	S7B/3652515	<input type="checkbox"/> <input type="checkbox"/>	100.0#	1114
 CIBKU	66-13/16" High • Four adjustable shelves	30 x 15"	S7B/3063015	<input type="checkbox"/> <input type="checkbox"/>	104.0#	\$ 1212
		36 x 15"	S7B/3663015	<input type="checkbox"/> <input type="checkbox"/>	110.0#	1398

A

B

HOW TO ORDER

Indicate the following information on order form:

- Quantity of each item.
- Model number, including options. See “How To Build a Model Number”.
- Any special service required.

Note:

- The ☐ indicates that a choice is required.
- The absence of the ☐ indicates that no choice is required.
- Alpha-numeric characters in place of ☐ indicate that no other alternatives are available.

HOW TO BUILD A MODEL NUMBER

- A

Select basic model.
- B

Select unit color.
Refer to the **Product Color Options** page in this price list.

INFORMATION

Height
All dimensions shown include 1/4” allowance for glides in recessed position.

Accessories
See accessory section for accessories that can be ordered separately.

Weights
Figures provided are approximate and reflect packaged product without additional accessories.

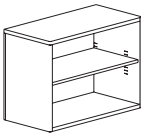
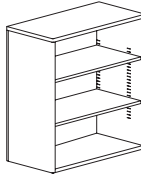
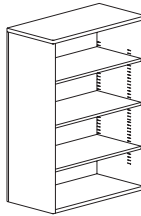
SPECIAL SERVICES

Special Carton Marking

With specially marked information N/C

Shipping
Ships **assembled, FOB Pembroke, ON K8A 0E1, freight prepaid.** Freight class 70.

Specifications and prices are subject to change without prior notice.

		MODEL NUMBER				
		Basic Model	Unit Color			
MODEL	W x D			Approx. Packaged Weight	Delivered Pricing	
	28-17/32" High • One adjustable shelf	30 x 15"	S7CB3025515	<input type="checkbox"/> <input type="checkbox"/> <input type="checkbox"/>	52.0#	\$ 698
		36 x 15"	S7CB3625515	<input type="checkbox"/> <input type="checkbox"/> <input type="checkbox"/>	55.0#	827
S7BK						
	42-5/16" High • Two adjustable shelves	30 x 15"	S7CB3039015	<input type="checkbox"/> <input type="checkbox"/> <input type="checkbox"/>	66.0#	\$ 902
		36 x 15"	S7CB3639015	<input type="checkbox"/> <input type="checkbox"/> <input type="checkbox"/>	70.0#	998
S7BK						
	54-9/16" High • Three adjustable shelves	30 x 15"	S7CB3051015	<input type="checkbox"/> <input type="checkbox"/> <input type="checkbox"/>	85.0#	\$ 1087
		36 x 15"	S7CB3651015	<input type="checkbox"/> <input type="checkbox"/> <input type="checkbox"/>	90.0#	1207
S7BK						
		A	B			

HOW TO ORDER

Indicate the following information on order form:

- Quantity of each item.
- Model number, including options. See "How To Build a Model Number".
- Any special service required.

Note:

- The ☐ indicates that a choice is required.
- The absence of the ☐ indicates that no choice is required.
- Alpha-numeric characters in place of ☐ indicate that no other alternatives are available.

HOW TO BUILD A MODEL NUMBER

- A** Select basic model.
- B** Select unit color.
Refer to the **Product Color Options** page in this price list.

INFORMATION

Height
All dimensions shown include 1/8" allowance for glides in recessed position.

Weights
Figures provided are approximate and reflect packaged product without additional accessories.

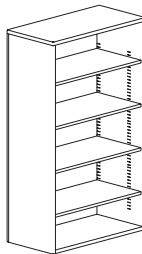
SPECIAL SERVICES

Special Carton Marking

With specially marked information N/C

Shipping
Ships **assembled, FOB Pembroke, ON K8A 0E1, freight prepaid.** Freight class 70.

Specifications and prices are subject to change without prior notice.

		MODEL NUMBER				
MODEL	W x D	Basic Model	Unit Color	Approx. Packaged Weight	Delivered Pricing	
 S7BK	66-13/16" High • Four adjustable shelves	30 x 15"	S7CB3063015	<input type="checkbox"/> <input type="checkbox"/> <input type="checkbox"/>	104.0#	\$ 1309
		36 x 15"	S7CB3663015	<input type="checkbox"/> <input type="checkbox"/> <input type="checkbox"/>	110.0#	1503
		A	B			

HOW TO ORDER

Indicate the following information on order form:

- Quantity of each item.
- Model number, including options. See "How To Build a Model Number".
- Any special service required.

Note:

- The ☐ indicates that a choice is required.
- The absence of the ☐ indicates that no choice is required.
- Alpha-numeric characters in place of ☐ indicate that no other alternatives are available.

HOW TO BUILD A MODEL NUMBER

- A** Select basic model.
- B** Select unit color.
Refer to the **Product Color Options** page in this price list.

INFORMATION

Height
All dimensions shown include 1/8" allowance for glides in recessed position.

Weights
Figures provided are approximate and reflect packaged product without additional accessories.

SPECIAL SERVICES



Special Carton Marking

With specially marked information N/C

Shipping
Ships **assembled, FOB Pembroke, ON K8A 0E1, freight prepaid.** Freight class 70.

Specifications and prices are subject to change without prior notice.



				MODEL NUMBER			
				Basic Model	Unit Color		
MODEL		Features	W x D x H			Approx. Packaged Weight	Delivered Pricing
 LTACU	Blank Shelf • Must specify color	For 12" D bookcases only	30 x 12 x 1"	S7B/3012BS	<input type="checkbox"/> <input type="checkbox"/>	5.0#	\$ 97
		For 15" D bookcases only	30 x 15 x 1"	S7B/3015BS	<input type="checkbox"/> <input type="checkbox"/>	6.0#	105
		For 12" D bookcases only	36 x 12 x 1"	S7B/3612BS	<input type="checkbox"/> <input type="checkbox"/>	6.0#	133
		For 15" D bookcases only	36 x 15 x 1"	S7B/3615BS	<input type="checkbox"/> <input type="checkbox"/>	7.0#	142
 LTACU	Book End Support • Black finish only	For all 12" D bookcase shelves	1-1/2 x 12 x 8"	S7B/BES12		2.0#	\$ 46
		For all 15" D bookcase shelves	1-1/2 x 15 x 8"	S7B/BES15		2.0#	50
				A	B		

HOW TO ORDER

Indicate the following information on order form:

- Quantity of each item.
- Model number, including options. See "How To Build a Model Number".
- Any special service required.

Note:

- The ☐ indicates that a choice is required.
- The absence of the ☐ indicates that no choice is required.
- Alpha-numeric characters in place of ☐ indicate that no other alternatives are available.

HOW TO BUILD A MODEL NUMBER

- A** Select basic model.
- B** Select unit color.
Refer to the **Product Color Options** page in this price list.

SPECIAL SERVICES

Special Carton Marking

With specially marked information N/C

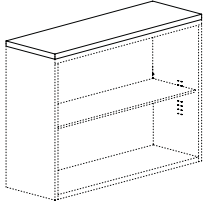
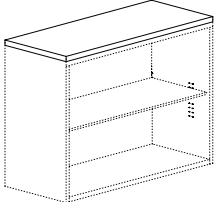
Shipping
Ships **assembled, FOB Pembroke, ON K8A 0E1, freight prepaid.** Freight class 70.

Specifications and prices are subject to change without prior notice.

Bookcase Laminate Tops

Bookcase Laminate Tops



			MODEL NUMBER				<div>Approx. Packaged Weight</div> <div><div>Self Edge (SE)</div><div>74P Edge (74P)</div></div>		
			Basic Model	Edge Style	Edge Color	Surface Finish			
<div></div> <div>S7TP</div> <div>Laminate Top for 12” Deep Bookcases</div> <div><ul style="list-style-type: none">• High pressure laminate with particle-board core• Self edge or 74P edge available• Top secured to unit using double-sided tape in between and screws from underneath• Other sizes available upon request</div>	Features	W x D x H							
	Fits one 30” wide bookcase	30 x 12 x 1-1/4”	S7B/3012T	<input type="checkbox"/> <input type="checkbox"/> <input type="checkbox"/>	<input type="checkbox"/> <input type="checkbox"/> <input type="checkbox"/>	<input type="checkbox"/> <input type="checkbox"/> <input type="checkbox"/>	12.0#	\$ 380	\$ 396
	Fits one 36” wide bookcase	36 x 12 x 1-1/4”	S7B/3612T	<input type="checkbox"/> <input type="checkbox"/> <input type="checkbox"/>	<input type="checkbox"/> <input type="checkbox"/> <input type="checkbox"/>	<input type="checkbox"/> <input type="checkbox"/> <input type="checkbox"/>	14.0#	435	455
	Fits two 30” wide bookcases	60 x 12 x 1-1/4”	S7B/6012T	<input type="checkbox"/> <input type="checkbox"/> <input type="checkbox"/>	<input type="checkbox"/> <input type="checkbox"/> <input type="checkbox"/>	<input type="checkbox"/> <input type="checkbox"/> <input type="checkbox"/>	24.0#	637	672
	Fits two 36” or one 30” & one 42” wide bookcases	72 x 12 x 1-1/4”	S7B/7212T	<input type="checkbox"/> <input type="checkbox"/> <input type="checkbox"/>	<input type="checkbox"/> <input type="checkbox"/> <input type="checkbox"/>	<input type="checkbox"/> <input type="checkbox"/> <input type="checkbox"/>	29.0#	793	826
<div></div> <div>S7TP</div> <div>Laminate Top for 15” Deep Bookcases</div> <div><ul style="list-style-type: none">• High pressure laminate with particle-board core• Self edge or 74P edge available• Top secured to unit using double-sided tape in between and screws from underneath• Other sizes available upon request</div>	Fits one 30” wide bookcase	30 x 15 x 1-1/4”	S7B/3015T	<input type="checkbox"/> <input type="checkbox"/> <input type="checkbox"/>	<input type="checkbox"/> <input type="checkbox"/> <input type="checkbox"/>	<input type="checkbox"/> <input type="checkbox"/> <input type="checkbox"/>	15.0#	\$ 385	\$ 406
	Fits one 36” wide bookcase	36 x 15 x 1-1/4”	S7B/3615T	<input type="checkbox"/> <input type="checkbox"/> <input type="checkbox"/>	<input type="checkbox"/> <input type="checkbox"/> <input type="checkbox"/>	<input type="checkbox"/> <input type="checkbox"/> <input type="checkbox"/>	18.0#	435	457
	Fits two 30” wide bookcases	60 x 15 x 1-1/4”	S7B/6015T	<input type="checkbox"/> <input type="checkbox"/> <input type="checkbox"/>	<input type="checkbox"/> <input type="checkbox"/> <input type="checkbox"/>	<input type="checkbox"/> <input type="checkbox"/> <input type="checkbox"/>	30.0#	637	672
	Fits two 36” or one 30” & one 42” wide bookcases	72 x 15 x 1-1/4”	S7B/7215T	<input type="checkbox"/> <input type="checkbox"/> <input type="checkbox"/>	<input type="checkbox"/> <input type="checkbox"/> <input type="checkbox"/>	<input type="checkbox"/> <input type="checkbox"/> <input type="checkbox"/>	36.0#	793	826

A

B

C

D

HOW TO ORDER

Indicate the following information on order form:

- Quantity of each item.
- Model number, including options. See “How To Build a Model Number”.
- Any special service required.

Note:

- The ☐ indicates that a choice is required.
- The absence of the ☐ indicates that no choice is required.
- Alpha-numeric characters in place of ☐ indicate that no other alternatives are available.

HOW TO BUILD A MODEL NUMBER

- A** Select basic model.
- B** Select edge style.

SE

- Self edge

74P

- 74P edge
- C** Select edge color.

Refer to the **Product Color Options** page in this price list.

Edge color offerings are based on edge style selections.
- D** Select surface finish.

Refer to the **Product Color Options** page in this price list.

Surface finish offerings are based on edge style selections.

SPECIAL SERVICES

Special Carton Marking

With specially marked information

N/C

Shipping

Ships **assembled, FOB Pembroke, ON K8A 0E1, freight prepaid.** Freight class 70.

Specifications and prices are subject to change without prior notice.



GENERAL INFORMATION

KI 700 Series pedestals are available in sizes and drawer combinations to suit any personal storage requirement. Freestanding and mobile units are designed to fit below most worksurfaces. Hanging and worksurface supporting units are sized to fit under KI Systems furniture. A mounting kit is provided with each unit to allow installation under other compatible workstations.

Preconfigured Units

To simplify the specification process, KI offers preconfigured pedestals in the most popular sizes with the most popular internal components. These units are assembled using standard components.

Height

Four pedestal styles are available. Heights include 1/4" allowance for leveling glides fully recessed. Worksurface Supporting: 27-7/8" Freestanding: 22-3/8", 25-5/16" Mobile: 24-11/16", 27-5/8" Hanging: 19-3/16", 22-1/8"

Depth

All lateral files and storage cabinets are 18" deep.

Width

Lateral files and storage cabinets are available in three standard widths: 30", 36" and 42".

Drawer Dimensions

Refer to the illustrations for the range of drawer sizes and the height clearance of each.

CONSTRUCTION AND STANDARD FEATURES

Basic Shell

Twenty-gauge steel body with 20-gauge steel top and box frame front and back uprights. Uprights are notched in 3" intervals for drawer suspension mounting.

Drawers

Drawer fronts, two-piece metal construction, 22-gauge steel outerskin welded to 22-gauge inner liner with full-width flush inset or overlap

front of pedestal.

Three-inch pencil drawer, single wall two-piece construction. Body 22-gauge, back 22-gauge. Operates on two section 3/4 extension ball bearing suspension.

Six-inch box drawer, single wall two-piece construction. Body 22-gauge, back 22-gauge. Operates on two-section 3/4 extension ball-bearing suspension.

Twelve-inch file, single wall, two-piece construction. Front liner 20-gauge, body 22-gauge. Mounted on full extension slide arm suspensions.

Adjustable Glides

Freestanding and floor supporting pedestals include four glides, adjustable from outside the cabinet. Standard glides provide 1" adjustment

Counterbalance

Counterbalance weight is included on all mobile units (file/file) that do not use the 5th wheel under the bottom drawer. Counterbalance weight is recommended in all freestanding units.

Caster Kit

Consists of four twin-wheel hooded casters. Front two casters are locking; rear two casters are non-locking. 1-1/4" 5th wheel caster is included for model specific units.

Locks

Locks are standard on all units. Locks are a high-security double-bit design. One KI break-away key and one standard key are included with each lock. Units are standard with random keys in a range of 200 different numbers (994 key numbers are available to order). Specific key combinations are available at no additional charge. This information must be included with the order.

Locks can be master keyed. Please see the accessories sections of this price book for ordering keys. Available keys are:

- Lock Core/Keys - Lock core and 2 keys are used in P-Series lock housings. Indicate in order notes if a specific core number is

required.

- Master Key - Single key which opens any P-Series lock.
- Extractor Key - Single key which extracts any P-Series lock core.
- Blank Key - Single uncut P-Series key to be cut as required by locksmith.
- Cut Key - 2 keys for a specific P-Series lock core number as indicated in the order notes.

All locks have removable and interchangeable plugs. This feature provides for on-site custom keying. Units can be supplied with the lock plugs installed or shipped separately. To install or remove lock plugs, a unique key is required. This key is the extractor (core-removal) key and can be found in the storage accessories portions of this price book. Contact customer service to order lock accessories. To order plugs for field installation, specify "lock plugs not installed" on order. Order must specify total quantity of specific key numbered locks.

Example: 30 plugs
3 keyed alike
10 keyed alike
17 keyed alike

Commercial Pack

This is the standard pack that KI offers on all files and storage products. This consists of a plastic poly bag placed over the unit, corrugated top and bottom cap, corner blocking and stretch wrap to keep the packaging intact.

Standard Paint Finishes

All KI products are iron phosphate treated prior to painting. This process enhances top coat bonding. Powder coat application is a highbred epoxy. The paint is baked on to provide a scratch and stain resistant surface. All inside and outside shell and front surfaces are painted with the same specified paint color. Interior components and accessories are painted a black finish. Mechanical components are black plated.

Color Match

KI offers the additional option of color matching paint, polypropylene, or wood stain through Product Modification Requests. Contact Customer Service for details.

INSTALLATION

Caution Labels

Caution and safety-related information is contained on a peel-off label affixed to the front of the cabinet. This label is to be removed by the customer. **Caution:** Information is also permanently affixed to the left side of the top drawer. Both labels contain important installation and loading information

Field Reconfiguration

As needs change, KI lateral files and storage cabinets can readily be field-changed; however, this process should be undertaken by a qualified service technician.

Inside Dimensions of Drawers	17 ⁵ / ₈ "D PEDESTAL			21 ⁵ / ₈ "D PEDESTAL			27 ⁵ / ₈ "D PEDESTAL		
	W	D	H	W	D	H	W	D	H
3" Pencil	12 ¹ / ₈ "	16¹/₄"	2 ³ / ₁₆ "	12 ¹ / ₈ "	19⁵/₁₆"	2 ³ / ₁₆ "	12 ¹ / ₈ "	25¹³/₁₆"	2 ³ / ₁₆ "
6" Box	12 ¹ / ₈ "	16¹/₄"	5 ¹ / ₈ "	12 ¹ / ₈ "	19⁵/₁₆"	5 ¹ / ₈ "	12 ¹ / ₈ "	25¹³/₁₆"	5 ¹ / ₈ "
12" File	12 ¹ / ₈ "	15³/₄"	11"	12 ¹ / ₈ "	18¹³/₁₆"	11"	12 ¹ / ₈ "	25⁵/₁₆"	11"

Pedestal Heights and Depths	Depths		Heights Including Glides	Heights Including Casters	Heights Without Glides/Casters
	Freestanding	17 ⁵ / ₈ " , 21 ⁵ / ₈ " , 27 ⁵ / ₈ "	22 ³ / ₈ " , 25 ⁵ / ₁₆ "		
Mobile	17 ⁵ / ₈ " , 21 ⁵ / ₈ " , 27 ⁵ / ₈ "		21 ³ / ₄ " , 24 ³ / ₈ " , 27 ³ / ₁₆ "		
Hanging	17 ⁵ / ₈ " , 21 ⁵ / ₈ " , 27 ⁵ / ₈ "				19 ³ / ₁₆ " , 22 ¹ / ₈ " , 25 ¹ / ₁₆ "
Worksurface supporting	17 ⁵ / ₈ " , 21 ⁵ / ₈ " , 27 ⁵ / ₈ "		27 ¹ / ₈ "		

Model Numbering System					
Each character in the basic model number corresponds to a specific unit feature.					
How to Build a Model Number					
Example: 700 Series Pedestals					
S7P	15	24	F	BL	CBW50
S7P	Product name				700 Series Pedestal
15	Cabinet width				15" wide
24	Cabinet depth (nominal)				24" depth
F	Pedestal type				Freestanding
FF	Drawer type				Two 12" file drawers
BL	Color code				Black
CBW50	Optional				50# Counterbalance weight
Each pedestal type and accessory has a corresponding character:					
M	Mobile				
H	Hanging/suspended				
F	Freestanding				
W	Worksurface supporting				
P	3" pencil drawer				
B	6" box drawer				
F	12" file drawer				




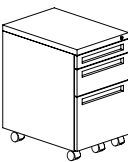
Pedestals - Mobile and Freestanding

700 Series®



Pedestals - Mobile and Freestanding

700 Series®

MODEL				MODEL NUMBER						Approx. Packaged Weight			Delivered Pricing	Counter-balance Weight add to list price
				Basic Model	Pull Option	Unit Color	Optional Counter-balance Weight	Lock Option	Lock Color					
 S7PDU	Pedestal - BFTP <ul style="list-style-type: none">Top surface of pedestal has black, four compartment pencil tray and black recessed pull6" box drawer with partition12" file drawer with partition5th wheel in lieu of counterbalance weightCounterbalance weight not required	Mobile	15 x 21-5/8 x 21-3/4"	S7P/1524MBFTP	<input type="checkbox"/> <input type="checkbox"/> <input type="checkbox"/>	<input type="checkbox"/>		<input type="checkbox"/>	<input type="checkbox"/>	79.0#		\$	1111	N/A
 S7PDU	Pedestal - BF <ul style="list-style-type: none">One 6" box drawer, one 12" file drawer with hanging folder partition5th wheel in lieu of counterbalance weight in mobile unitsCounterbalance weight required in freestanding units	Mobile	15 x 17-5/8 x 21-3/4"	S7P/1520MBF	<input type="checkbox"/> <input type="checkbox"/> <input type="checkbox"/>	<input type="checkbox"/>		<input type="checkbox"/>	<input type="checkbox"/>	79.0#	\$		967	N/A
		Mobile	15 x 21-5/8 x 21-3/4"	S7P/1524MBF	<input type="checkbox"/> <input type="checkbox"/> <input type="checkbox"/>	<input type="checkbox"/>		<input type="checkbox"/>	<input type="checkbox"/>	90.0#			1111	N/A
		Mobile	15 x 27-5/8 x 21-3/4"	S7P/1530MBF	<input type="checkbox"/> <input type="checkbox"/> <input type="checkbox"/>	<input type="checkbox"/>		<input type="checkbox"/>	<input type="checkbox"/>	93.0#			1111	N/A
 S7PDU	Pedestal - BBB <ul style="list-style-type: none">Three 6" box drawersCounterbalance weight required in mobile unitsCounterbalance weight required in freestanding units	Mobile	15 x 17-5/8 x 21-3/4"	S7P/1520MBBB	<input type="checkbox"/> <input type="checkbox"/> <input type="checkbox"/>	<input type="checkbox"/>		<input type="checkbox"/>	<input type="checkbox"/>	83.0#	\$		1111	N/A
		Mobile	15 x 21-5/8 x 21-3/4"	S7P/1524MBBB	<input type="checkbox"/> <input type="checkbox"/> <input type="checkbox"/>	<input type="checkbox"/>		<input type="checkbox"/>	<input type="checkbox"/>	92.0#			1078	N/A
		Mobile	15 x 27-5/8 x 21-3/4"	S7P/1530MBBB	<input type="checkbox"/> <input type="checkbox"/> <input type="checkbox"/>	<input type="checkbox"/>		<input type="checkbox"/>	<input type="checkbox"/>	95.0#			1078	N/A
 S7PDU	Pedestal - PBF <ul style="list-style-type: none">One 3" pencil drawer; one 6" box drawer; one 12" file drawer with hanging folder partitionMobile units include 5th wheel in lieu of counterbalance weightCounterbalance is required in freestanding pedestals	Freestanding	15 x 17-5/8 x 22-3/8"	S7P/1520FPBF	<input type="checkbox"/> <input type="checkbox"/> <input type="checkbox"/>	<input type="checkbox"/>	<input type="checkbox"/> <input type="checkbox"/> <input type="checkbox"/>	<input type="checkbox"/>	<input type="checkbox"/>	53.0#	\$		1015	\$ 232
		Mobile	15 x 17-5/8 x 24-11/16"	S7P/1520MPBF	<input type="checkbox"/> <input type="checkbox"/> <input type="checkbox"/>	<input type="checkbox"/>		<input type="checkbox"/>	<input type="checkbox"/>	89.0#			1212	N/A
		Freestanding	15 x 21-5/8 x 22-3/8"	S7P/1524FPBF	<input type="checkbox"/> <input type="checkbox"/> <input type="checkbox"/>	<input type="checkbox"/>	<input type="checkbox"/> <input type="checkbox"/> <input type="checkbox"/>	<input type="checkbox"/>	<input type="checkbox"/>	55.0#			1070	198
		Mobile	15 x 21-5/8 x 24-11/16"	S7P/1524MPBF	<input type="checkbox"/> <input type="checkbox"/> <input type="checkbox"/>	<input type="checkbox"/>		<input type="checkbox"/>	<input type="checkbox"/>	90.0#			1154	N/A
		Freestanding	15 x 27-5/8 x 22-3/8"	S7P/1530FPBF	<input type="checkbox"/> <input type="checkbox"/> <input type="checkbox"/>	<input type="checkbox"/>	<input type="checkbox"/> <input type="checkbox"/> <input type="checkbox"/>	<input type="checkbox"/>	<input type="checkbox"/>	75.0#			1140	113
		Mobile	15 x 27-5/8 x 24-11/16"	S7P/1530MPBF	<input type="checkbox"/> <input type="checkbox"/> <input type="checkbox"/>	<input type="checkbox"/>		<input type="checkbox"/>	<input type="checkbox"/>	95.0#			1226	N/A

A

B

C

D

E

F

HOW TO ORDER

Indicate the following information on order form:

- Quantity of each item.
- Model number, including options. See "How To Build a Model Number".
- Any special service required.

Note:

- The ☐ indicates that a choice is required.
- The absence of the ☐ indicates that no choice is required.
- Alpha-numeric characters in place of ☐ indicate that no other alternatives are available.

HOW TO BUILD A MODEL NUMBER

A Select basic model.

B Select pull option.

ALBT

ALMT

ARCN

CLSC

CZP

- Aluminum bow tie pull

- Aluminum metric pull

- Arc nickel pull

- Classic (inset pull)

- Connection Zone pull

C Select unit and drawer color.

Refer to the **Product Color Options** page in this price list.

D Select counterbalance weight.

CBW

NOCBW

- With Counterbalance

- No Counterbalance

See pricing column for counterbalance weight upcharge.

E Select lock option.

KS

NLC

KA

- Key standard

- No lock core

- Key alike

F Select lock color.

Refer to the **Product Color Options** page in this price list.

INFORMATION

Height

All freestanding pedestals include 1/4" allowance for glides in recessed position. Mobile pedestals include 2-5/16" allowance for casters.

Accessories

See accessory section for accessories that can be ordered separately.

Weights

Figures provided are approximate and reflect packaged product without additional accessories.

SPECIAL SERVICES

Special Carton Marking

With specially marked information

N/C

Shipping

Ships **assembled, FOB Pembroke, ON K8A 0E1, freight prepaid.** Freight class 70.

Specifications and prices are subject to change without prior notice.

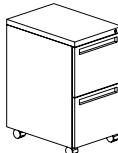
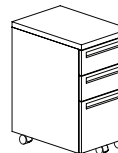
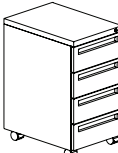
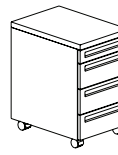
Pedestals - Mobile and Freestanding

700 Series®



Pedestals - Mobile and Freestanding

700 Series®

				MODEL NUMBER										Counter-balance Weight add to list price
				Basic Model	Pull Option	Unit Color	Optional Counter-balance Weight	Lock Option	Lock Color					
MODEL		Features	W x D x H								Approx. Packaged Weight	Delivered Pricing		
	Pedestal - FF <ul style="list-style-type: none">Two 12" file drawers with hanging folder partitionsCounterbalance weight: included in mobile unit; required in freestanding pedestals	Freestanding	15 x 17-5/8 x 25-5/16"	S7P/1520FFF	<input type="checkbox"/> <input type="checkbox"/> <input type="checkbox"/>	<input type="checkbox"/> <input type="checkbox"/>	<input type="checkbox"/> <input type="checkbox"/> <input type="checkbox"/>	<input type="checkbox"/> <input type="checkbox"/>	<input type="checkbox"/> <input type="checkbox"/>		55.0#	\$ 928	\$ 232	
		Mobile	15 x 17-5/8 x 27-5/8"	S7P/1520MFF	<input type="checkbox"/> <input type="checkbox"/> <input type="checkbox"/>	<input type="checkbox"/> <input type="checkbox"/>		<input type="checkbox"/> <input type="checkbox"/>	<input type="checkbox"/> <input type="checkbox"/>		93.0#	1029	N/A	
		Freestanding	15 x 21-5/8 x 25-5/16"	S7P/1524FFF	<input type="checkbox"/> <input type="checkbox"/> <input type="checkbox"/>	<input type="checkbox"/> <input type="checkbox"/>	<input type="checkbox"/> <input type="checkbox"/> <input type="checkbox"/>	<input type="checkbox"/> <input type="checkbox"/>	<input type="checkbox"/> <input type="checkbox"/>		55.0#	975	198	
		Mobile	15 x 21-5/8 x 27-5/8"	S7P/1524MFF	<input type="checkbox"/> <input type="checkbox"/> <input type="checkbox"/>	<input type="checkbox"/> <input type="checkbox"/>		<input type="checkbox"/> <input type="checkbox"/>	<input type="checkbox"/> <input type="checkbox"/>		90.0#	1068	N/A	
		Freestanding	15 x 27-5/8 x 25-5/16"	S7P/1530FFF	<input type="checkbox"/> <input type="checkbox"/> <input type="checkbox"/>	<input type="checkbox"/> <input type="checkbox"/>	<input type="checkbox"/> <input type="checkbox"/> <input type="checkbox"/>	<input type="checkbox"/> <input type="checkbox"/>	<input type="checkbox"/> <input type="checkbox"/>		75.0#	1038	113	
		Mobile	15 x 27-5/8 x 27-5/8"	S7P/1530MFF	<input type="checkbox"/> <input type="checkbox"/> <input type="checkbox"/>	<input type="checkbox"/> <input type="checkbox"/>		<input type="checkbox"/> <input type="checkbox"/>	<input type="checkbox"/> <input type="checkbox"/>		95.0#	1125	N/A	
S7PDU														
	Pedestal - BBF <ul style="list-style-type: none">Two 6" box drawers; one 12" file drawer with hanging folder partition5th wheel in lieu of counterbalance weight in mobile unitsCounterbalance weight required in freestanding units	Freestanding	15 x 17-5/8 x 25-5/16"	S7P/1520FBBF	<input type="checkbox"/> <input type="checkbox"/> <input type="checkbox"/>	<input type="checkbox"/> <input type="checkbox"/>	<input type="checkbox"/> <input type="checkbox"/> <input type="checkbox"/>	<input type="checkbox"/> <input type="checkbox"/>	<input type="checkbox"/> <input type="checkbox"/>		57.0#	\$ 975	\$ 232	
		Mobile	15 x 17-5/8 x 27-5/8"	S7P/1520MBBF	<input type="checkbox"/> <input type="checkbox"/> <input type="checkbox"/>	<input type="checkbox"/> <input type="checkbox"/>		<input type="checkbox"/> <input type="checkbox"/>	<input type="checkbox"/> <input type="checkbox"/>		93.0#	1120	N/A	
		Freestanding	15 x 21-5/8 x 25-5/16"	S7P/1524FBBF	<input type="checkbox"/> <input type="checkbox"/> <input type="checkbox"/>	<input type="checkbox"/> <input type="checkbox"/>	<input type="checkbox"/> <input type="checkbox"/> <input type="checkbox"/>	<input type="checkbox"/> <input type="checkbox"/>	<input type="checkbox"/> <input type="checkbox"/>		60.0#	1029	198	
		Mobile	15 x 21-5/8 x 27-5/8"	S7P/1524MBBF	<input type="checkbox"/> <input type="checkbox"/> <input type="checkbox"/>	<input type="checkbox"/> <input type="checkbox"/>		<input type="checkbox"/> <input type="checkbox"/>	<input type="checkbox"/> <input type="checkbox"/>		95.0#	1181	N/A	
		Freestanding	15 x 27-5/8 x 25-5/16"	S7P/1530FBBF	<input type="checkbox"/> <input type="checkbox"/> <input type="checkbox"/>	<input type="checkbox"/> <input type="checkbox"/>	<input type="checkbox"/> <input type="checkbox"/> <input type="checkbox"/>	<input type="checkbox"/> <input type="checkbox"/>	<input type="checkbox"/> <input type="checkbox"/>		80.0#	1162	113	
		Mobile	15 x 27-5/8 x 27-5/8"	S7P/1530MBBF	<input type="checkbox"/> <input type="checkbox"/> <input type="checkbox"/>	<input type="checkbox"/> <input type="checkbox"/>		<input type="checkbox"/> <input type="checkbox"/>	<input type="checkbox"/> <input type="checkbox"/>		100.0#	1229	N/A	
S7PDU														
	Pedestal - BBBB <ul style="list-style-type: none">Four 6" box drawersCounterbalance weight: included in mobile unit; required in freestanding pedestals	Freestanding	15 x 17-5/8 x 25-5/16"	S7P/1520FBBBB	<input type="checkbox"/> <input type="checkbox"/> <input type="checkbox"/>	<input type="checkbox"/> <input type="checkbox"/>	<input type="checkbox"/> <input type="checkbox"/> <input type="checkbox"/>	<input type="checkbox"/> <input type="checkbox"/>	<input type="checkbox"/> <input type="checkbox"/>		59.0#	\$ 1051	\$ 232	
		Mobile	15 x 17-5/8 x 27-5/8"	S7P/1520MBBBB	<input type="checkbox"/> <input type="checkbox"/> <input type="checkbox"/>	<input type="checkbox"/> <input type="checkbox"/>		<input type="checkbox"/> <input type="checkbox"/>	<input type="checkbox"/> <input type="checkbox"/>		95.0#	1283	N/A	
		Freestanding	15 x 21-5/8 x 25-5/16"	S7P/1524FBBBB	<input type="checkbox"/> <input type="checkbox"/> <input type="checkbox"/>	<input type="checkbox"/> <input type="checkbox"/>	<input type="checkbox"/> <input type="checkbox"/> <input type="checkbox"/>	<input type="checkbox"/> <input type="checkbox"/>	<input type="checkbox"/> <input type="checkbox"/>		66.0#	1111	198	
		Mobile	15 x 21-5/8 x 27-5/8"	S7P/1524MBBBB	<input type="checkbox"/> <input type="checkbox"/> <input type="checkbox"/>	<input type="checkbox"/> <input type="checkbox"/>		<input type="checkbox"/> <input type="checkbox"/>	<input type="checkbox"/> <input type="checkbox"/>		105.0#	1243	N/A	
		Freestanding	15 x 27-5/8 x 25-5/16"	S7P/1530FBBBB	<input type="checkbox"/> <input type="checkbox"/> <input type="checkbox"/>	<input type="checkbox"/> <input type="checkbox"/>	<input type="checkbox"/> <input type="checkbox"/> <input type="checkbox"/>	<input type="checkbox"/> <input type="checkbox"/>	<input type="checkbox"/> <input type="checkbox"/>		78.0#	1212	113	
		Mobile	15 x 27-5/8 x 27-5/8"	S7P/1530MBBBB	<input type="checkbox"/> <input type="checkbox"/> <input type="checkbox"/>	<input type="checkbox"/> <input type="checkbox"/>		<input type="checkbox"/> <input type="checkbox"/>	<input type="checkbox"/> <input type="checkbox"/>		96.0#	1283	N/A	
S7PDU														
	Pedestal - PBBS <ul style="list-style-type: none">One 3" pencil drawer; three 6" box drawersCounterbalance weight: included in mobile unit; required in freestanding pedestals	Freestanding	15 x 17-5/8 x 22-3/8"	S7P/1520FPBSB	<input type="checkbox"/> <input type="checkbox"/> <input type="checkbox"/>	<input type="checkbox"/> <input type="checkbox"/>	<input type="checkbox"/> <input type="checkbox"/> <input type="checkbox"/>	<input type="checkbox"/> <input type="checkbox"/>	<input type="checkbox"/> <input type="checkbox"/>		62.0#	\$ 1125	\$ 232	
		Mobile	15 x 17-5/8 x 24-11/16"	S7P/1520MPBSB	<input type="checkbox"/> <input type="checkbox"/> <input type="checkbox"/>	<input type="checkbox"/> <input type="checkbox"/>		<input type="checkbox"/> <input type="checkbox"/>	<input type="checkbox"/> <input type="checkbox"/>		91.0#	1351	N/A	
		Freestanding	15 x 21-5/8 x 22-3/8"	S7P/1524FPBSB	<input type="checkbox"/> <input type="checkbox"/> <input type="checkbox"/>	<input type="checkbox"/> <input type="checkbox"/>	<input type="checkbox"/> <input type="checkbox"/> <input type="checkbox"/>	<input type="checkbox"/> <input type="checkbox"/>	<input type="checkbox"/> <input type="checkbox"/>		62.0#	1189	198	
		Mobile	15 x 21-5/8 x 24-11/16"	S7P/1524MPBSB	<input type="checkbox"/> <input type="checkbox"/> <input type="checkbox"/>	<input type="checkbox"/> <input type="checkbox"/>		<input type="checkbox"/> <input type="checkbox"/>	<input type="checkbox"/> <input type="checkbox"/>		102.0#	1322	N/A	
		Freestanding	15 x 27-5/8 x 22-3/8"	S7P/1530FPBSB	<input type="checkbox"/> <input type="checkbox"/> <input type="checkbox"/>	<input type="checkbox"/> <input type="checkbox"/>	<input type="checkbox"/> <input type="checkbox"/> <input type="checkbox"/>	<input type="checkbox"/> <input type="checkbox"/>	<input type="checkbox"/> <input type="checkbox"/>		73.0#	1212	113	
		Mobile	15 x 27-5/8 x 24-11/16"	S7P/1530MPBSB	<input type="checkbox"/> <input type="checkbox"/> <input type="checkbox"/>	<input type="checkbox"/> <input type="checkbox"/>		<input type="checkbox"/> <input type="checkbox"/>	<input type="checkbox"/> <input type="checkbox"/>		91.0#	1283	N/A	
S7PDU														
				A	B	C	D	E	F					

HOW TO ORDER

Indicate the following information on order form:

- Quantity of each item.
- Model number, including options. See “How To Build a Model Number”.
- Any special service required.

Note:

- The ☐ indicates that a choice is required.
- The absence of the ☐ indicates that no choice is required.
- Alpha-numeric characters in place of ☐ indicate that no other alternatives are available.

HOW TO BUILD A MODEL NUMBER

- A**Select basic model.

ALBT

ALMT

ARCN

CLSC

CZP

- Aluminum bow tie pull

- Aluminum metric pull

- Arc nickel pull

- Classic (inset pull)

- Connection Zone pull
- B**Select pull option.

ALBT

ALMT

ARCN

CLSC

CZP

- Aluminum bow tie pull

- Aluminum metric pull

- Arc nickel pull

- Classic (inset pull)

- Connection Zone pull
- C**Select unit and drawer color.

Refer to the **Product Color Options** page in this price list.
- D**Select counterbalance weight.

CBW

NOCBW

- With Counterbalance

- No Counterbalance

See pricing column for counterbalance weight upcharge.
- E**Select lock option.

KS

NLC

KA

- Key standard

- No lock core

- Key alike
- F**Select lock color.

Refer to the **Product Color Options** page in this price list.

INFORMATION

Height
All freestanding pedestals include 1/4” allowance for glides in recessed position. Mobile pedestals include 2-5/16” allowance for casters.

Accessories
See accessory section for accessories that can be ordered separately.

Weights
Figures provided are approximate and reflect packaged product without additional accessories.

SPECIAL SERVICES

Special Carton Marking

With specially marked information N/C

Shipping
Ships **assembled, FOB Pembroke, ON K8A 0E1, freight prepaid.** Freight class 70.

Specifications and prices are subject to change without prior notice.

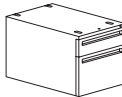

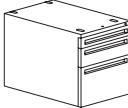

Pedestals - Hanging

700 Series®



Pedestals - Hanging

700 Series®

				MODEL NUMBER								
				Basic Model	Pull Option	Unit Color	Lock Option	Lock Color				
MODEL				Features	W x D x H					Approx. Packaged Weight	Delivered Pricing	
	Pedestal - BF • One 6" box drawer • One 12" file drawer with hanging folder partition	Hanging	15 x 17-5/8 x 19-3/16"	S7P/1520HBF	<input type="checkbox"/> <input type="checkbox"/> <input type="checkbox"/> <input type="checkbox"/>	<input type="checkbox"/>	<input type="checkbox"/> <input type="checkbox"/> <input type="checkbox"/>	<input type="checkbox"/> <input type="checkbox"/>		62.0#	\$ 852	
		Hanging	15 x 21-5/8 x 19-3/16"	S7P/1524HBF	<input type="checkbox"/> <input type="checkbox"/> <input type="checkbox"/> <input type="checkbox"/>	<input type="checkbox"/>	<input type="checkbox"/> <input type="checkbox"/> <input type="checkbox"/>	<input type="checkbox"/> <input type="checkbox"/>		80.0#	886	
		Hanging	15 x 27-5/8 x 19-3/16"	S7P/1530HBF	<input type="checkbox"/> <input type="checkbox"/> <input type="checkbox"/> <input type="checkbox"/>	<input type="checkbox"/>	<input type="checkbox"/> <input type="checkbox"/> <input type="checkbox"/>	<input type="checkbox"/> <input type="checkbox"/>		93.0#	1008	
S7PDU												
	Pedestal - BBB • Three 6" box drawers	Hanging	15 x 17-5/8 x 19-3/16"	S7P/1520HBBS	<input type="checkbox"/> <input type="checkbox"/> <input type="checkbox"/> <input type="checkbox"/>	<input type="checkbox"/>	<input type="checkbox"/> <input type="checkbox"/> <input type="checkbox"/>	<input type="checkbox"/> <input type="checkbox"/>		45.0#	\$ 870	
		Hanging	15 x 21-5/8 x 19-3/16"	S7P/1524HBBS	<input type="checkbox"/> <input type="checkbox"/> <input type="checkbox"/> <input type="checkbox"/>	<input type="checkbox"/>	<input type="checkbox"/> <input type="checkbox"/> <input type="checkbox"/>	<input type="checkbox"/> <input type="checkbox"/>		50.0#	877	
		Hanging	15 x 27-5/8 x 19-3/16"	S7P/1530HBBS	<input type="checkbox"/> <input type="checkbox"/> <input type="checkbox"/> <input type="checkbox"/>	<input type="checkbox"/>	<input type="checkbox"/> <input type="checkbox"/> <input type="checkbox"/>	<input type="checkbox"/> <input type="checkbox"/>		61.0#	999	
S7PDU												
	Pedestal - PBF • One 3" pencil drawer • One 6" box drawer • One 12" file drawer with hanging folder partition	Hanging	15 x 17-5/8 x 22-1/8"	S7P/1520HPBF	<input type="checkbox"/> <input type="checkbox"/> <input type="checkbox"/> <input type="checkbox"/>	<input type="checkbox"/>	<input type="checkbox"/> <input type="checkbox"/> <input type="checkbox"/>	<input type="checkbox"/> <input type="checkbox"/>		62.0#	\$ 1002	
		Hanging	15 x 21-5/8 x 22-1/8"	S7P/1524HPBF	<input type="checkbox"/> <input type="checkbox"/> <input type="checkbox"/> <input type="checkbox"/>	<input type="checkbox"/>	<input type="checkbox"/> <input type="checkbox"/> <input type="checkbox"/>	<input type="checkbox"/> <input type="checkbox"/>		80.0#	1050	
		Hanging	15 x 27-5/8 x 22-1/8"	S7P/1530HPBF	<input type="checkbox"/> <input type="checkbox"/> <input type="checkbox"/> <input type="checkbox"/>	<input type="checkbox"/>	<input type="checkbox"/> <input type="checkbox"/> <input type="checkbox"/>	<input type="checkbox"/> <input type="checkbox"/>		95.0#	1051	
S7PDU												
	Pedestal - PBBB • One 3" pencil drawer • Three 6" box drawers	Hanging	15 x 17-5/8 x 22-1/8"	S7P/1520HPBBB	<input type="checkbox"/> <input type="checkbox"/> <input type="checkbox"/> <input type="checkbox"/>	<input type="checkbox"/>	<input type="checkbox"/> <input type="checkbox"/> <input type="checkbox"/>	<input type="checkbox"/> <input type="checkbox"/>		53.0#	\$ 1148	
		Hanging	15 x 21-5/8 x 22-1/8"	S7P/1524HPBBB	<input type="checkbox"/> <input type="checkbox"/> <input type="checkbox"/> <input type="checkbox"/>	<input type="checkbox"/>	<input type="checkbox"/> <input type="checkbox"/> <input type="checkbox"/>	<input type="checkbox"/> <input type="checkbox"/>		59.0#	1159	
		Hanging	15 x 27-5/8 x 22-1/8"	S7P/1530HPBBB	<input type="checkbox"/> <input type="checkbox"/> <input type="checkbox"/> <input type="checkbox"/>	<input type="checkbox"/>	<input type="checkbox"/> <input type="checkbox"/> <input type="checkbox"/>	<input type="checkbox"/> <input type="checkbox"/>		71.0#	1189	
S7PDU												
				A	B	C	D	E				

HOW TO ORDER

Indicate the following information on order form:

- Quantity of each item.
- Model number, including options. See "How To Build a Model Number".
- Any special service required.

Note:

- The ☐ indicates that a choice is required.
- The absence of the ☐ indicates that no choice is required.
- Alpha-numeric characters in place of ☐ indicate that no other alternatives are available.

HOW TO BUILD A MODEL NUMBER

- A** Select basic model.
- | | |
|-------------|-------------------------|
| ALBT | - Aluminum bow tie pull |
| ALMT | - Aluminum metric pull |
| ARCN | - Arc nickel pull |
| CLSC | - Classic (inset pull) |
| CZP | - Connection Zone pull |
- C** Select unit and drawer color.
Refer to the **Product Color Options** page in this price list.
- D** Select lock option.
- | | |
|------------|----------------|
| KS | - Key standard |
| NLC | - No lock core |
| KA | - Key alike |
- E** Select lock color.
Refer to the **Product Color Options** page in this price list.

INFORMATION

Height
All dimensions shown include 1/4" allowance for glides in recessed position.

Accessories
See accessory section for accessories that can be ordered separately.

Weights
Figures provided are approximate and reflect packaged product without additional accessories.

SPECIAL SERVICES

Special Carton Marking

With specially marked information N/C

Shipping
Ships **assembled, FOB Pembroke, ON K8A 0E1, freight prepaid.** Freight class 70.

Specifications and prices are subject to change without prior notice.

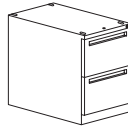
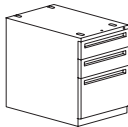
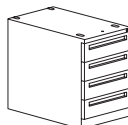
Pedestals - Worksurface Supporting

700 Series®



Pedestals - Worksurface Supporting

700 Series®

				MODEL NUMBER							
				Basic Model	Pull Option	Unit Color	Lock Option	Lock Color			
MODEL	Features	W x D x H								Approx. Packaged Weight	Delivered Pricing
	Pedestal - FF <ul style="list-style-type: none">Two 12" file drawers with hanging folder partitionsIncludes four leveling glides	Supporting	15 x 17-5/8 x 27-7/8"	S7P/1520WFF	<input type="checkbox"/> <input type="checkbox"/> <input type="checkbox"/> <input type="checkbox"/>	<input type="checkbox"/> <input type="checkbox"/>	<input type="checkbox"/> <input type="checkbox"/> <input type="checkbox"/> <input type="checkbox"/>	<input type="checkbox"/> <input type="checkbox"/>	59.0#	\$ 877	
		Supporting	15 x 21-5/8 x 27-7/8"	S7P/1524WFF	<input type="checkbox"/> <input type="checkbox"/> <input type="checkbox"/> <input type="checkbox"/>	<input type="checkbox"/> <input type="checkbox"/>	<input type="checkbox"/> <input type="checkbox"/> <input type="checkbox"/> <input type="checkbox"/>	<input type="checkbox"/> <input type="checkbox"/>	82.0#	1027	
		Supporting	15 x 27-5/8 x 27-7/8"	S7P/1530WFF	<input type="checkbox"/> <input type="checkbox"/> <input type="checkbox"/> <input type="checkbox"/>	<input type="checkbox"/> <input type="checkbox"/>	<input type="checkbox"/> <input type="checkbox"/> <input type="checkbox"/> <input type="checkbox"/>	<input type="checkbox"/> <input type="checkbox"/>	95.0#	1067	
S7PDU											
	Pedestal - BBF <ul style="list-style-type: none">Two 6" box drawersOne 12" file drawer with hanging folder partitionIncludes four leveling glides	Supporting	15 x 17-5/8 x 27-7/8"	S7P/1520WBFF	<input type="checkbox"/> <input type="checkbox"/> <input type="checkbox"/> <input type="checkbox"/>	<input type="checkbox"/> <input type="checkbox"/>	<input type="checkbox"/> <input type="checkbox"/> <input type="checkbox"/> <input type="checkbox"/>	<input type="checkbox"/> <input type="checkbox"/>	61.0#	\$ 972	
		Supporting	15 x 21-5/8 x 27-7/8"	S7P/1524WBFF	<input type="checkbox"/> <input type="checkbox"/> <input type="checkbox"/> <input type="checkbox"/>	<input type="checkbox"/> <input type="checkbox"/>	<input type="checkbox"/> <input type="checkbox"/> <input type="checkbox"/> <input type="checkbox"/>	<input type="checkbox"/> <input type="checkbox"/>	80.0#	1121	
		Supporting	15 x 27-5/8 x 27-7/8"	S7P/1530WBFF	<input type="checkbox"/> <input type="checkbox"/> <input type="checkbox"/> <input type="checkbox"/>	<input type="checkbox"/> <input type="checkbox"/>	<input type="checkbox"/> <input type="checkbox"/> <input type="checkbox"/> <input type="checkbox"/>	<input type="checkbox"/> <input type="checkbox"/>	93.0#	1183	
S7PDU											
	Pedestal - BBBB <ul style="list-style-type: none">Four 6" box drawersIncludes four leveling glides	Supporting	15 x 17-5/8 x 27-7/8"	S7P/1520WBBBB	<input type="checkbox"/> <input type="checkbox"/> <input type="checkbox"/> <input type="checkbox"/>	<input type="checkbox"/> <input type="checkbox"/>	<input type="checkbox"/> <input type="checkbox"/> <input type="checkbox"/> <input type="checkbox"/>	<input type="checkbox"/> <input type="checkbox"/>	70.0#	\$ 1111	
		Supporting	15 x 21-5/8 x 27-7/8"	S7P/1524WBBBB	<input type="checkbox"/> <input type="checkbox"/> <input type="checkbox"/> <input type="checkbox"/>	<input type="checkbox"/> <input type="checkbox"/>	<input type="checkbox"/> <input type="checkbox"/> <input type="checkbox"/> <input type="checkbox"/>	<input type="checkbox"/> <input type="checkbox"/>	70.0#	1136	
		Supporting	15 x 27-5/8 x 27-7/8"	S7P/1530WBBBB	<input type="checkbox"/> <input type="checkbox"/> <input type="checkbox"/> <input type="checkbox"/>	<input type="checkbox"/> <input type="checkbox"/>	<input type="checkbox"/> <input type="checkbox"/> <input type="checkbox"/> <input type="checkbox"/>	<input type="checkbox"/> <input type="checkbox"/>	81.0#	1244	
S7PDU											
				A	B	C	D	E			

HOW TO ORDER

Indicate the following information on order form:

- Quantity of each item.
- Model number, including options. See "How To Build a Model Number".
- Any special service required.

Note:

- The ☐ indicates that a choice is required.
- The absence of the ☐ indicates that no choice is required.
- Alpha-numeric characters in place of ☐ indicate that no other alternatives are available.

HOW TO BUILD A MODEL NUMBER

- A** Select basic model.
- | | |
|-------------|-------------------------|
| ALBT | - Aluminum bow tie pull |
| ALMT | - Aluminum metric pull |
| ARCN | - Arc nickel pull |
| CLSC | - Classic (inset pull) |
| CZP | - Connection Zone pull |
- C** Select unit and drawer color.
Refer to the **Product Color Options** page in this price list.
- D** Select lock option.
- | | |
|------------|----------------|
| KS | - Key standard |
| NLC | - No lock core |
| KA | - Key alike |
- E** Select lock color.
Refer to the **Product Color Options** page in this price list.

INFORMATION

Height
All dimensions shown include 1/4" allowance for glides in recessed position.

Accessories
See accessory section for accessories that can be ordered separately.

Weights
Figures provided are approximate and reflect packaged product without additional accessories.




SPECIAL SERVICES

Special Carton Marking
With specially marked information N/C

Shipping
Ships **assembled, FOB Pembroke, ON K8A 0E1, freight prepaid.** Freight class 70.

Specifications and prices are subject to change without prior notice.



				MODEL NUMBER		
				Basic Model	Approx. Packaged Weight	Delivered Pricing
 PDACU	Counterbalance Weight <ul style="list-style-type: none">For mobile and freestanding unitsIncluded in mobile pedestals; recommended in freestanding unitsFactory installed, if specified	For 30"D Units	12-1/2 x 1/2 x 12-3/4"	S7P/CBW20	20.0#	\$ 113
		For 24"D Units	12-1/2 x 1-1/4 x 16-3/4"	S7P/CBW40	40.0#	198
 PDACU	Counterbalance Weight <ul style="list-style-type: none">Two required for 20" deep unitsSold in pairs	For 20"D Units	7-1/2 x 3/4 x 16"	S7P/CBW36	36.0#	\$ 232
HRDPT	P-Series Keys <ul style="list-style-type: none">Double bit designRange of 200 different core/key numbers availableMust specify lock number(s) requested when ordering cut key or lock core/key sets	Lock Core/2 Key Set - Black		2.KP20522	0.4#	\$ 15
		Lock Core/2 Key Set - Satin Chrome		2.KP20522.SC	0.4#	15
		Master Key		2.KP20550	0.2#	11
		Extractor Key		2.KP20551	0.2#	11
		Blank Key		2.KP20552	0.2#	3
		Cut Key		2.KP20557	0.2#	4
 PDACU	Caster Kit <ul style="list-style-type: none">Converts freestanding pedestals to mobile unitsAdds 2-5/16" to pedestal heightMust use with counterbalance weight (see above)	2-9/16"		S7P/CK	13.0#	\$ 95

A

HOW TO ORDER

Indicate the following information on order form:

- Quantity of each item.
- Model number, including options. See "How To Build a Model Number".
- Any special service required.

Note:

- The ☐ indicates that a choice is required.
- The absence of the ☐ indicates that no choice is required.
- Alpha-numeric characters in place of ☐ indicate that no other alternatives are available.

HOW TO BUILD A MODEL NUMBER

A Select basic model.

SPECIAL SERVICES


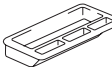
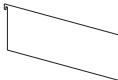
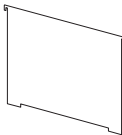

Special Carton Marking

With specially marked information N/C

Shipping
Ships **assembled, FOB Pembroke, ON K8A 0E1, freight prepaid.** Freight class 70.

Specifications and prices are subject to change without prior notice.



				MODEL NUMBER		
	MODEL	Features	W x D x H	Basic Model	Approx. Packaged Weight	Delivered Pricing
 PDACU	Glide Kit <ul style="list-style-type: none">• Adds 1/4 to 1 inch to pedestal height• 4 per kit			S7P/GK	1.0#	\$ 11
 PDACU	Pencil Tray <ul style="list-style-type: none">• For 3" pencil and 6" box drawers• Black finish only• Priced individually		12-1/8 x 4 x 1"	S7P/PENTRAY	1.0#	\$ 10
 PDACU	6" Partition <ul style="list-style-type: none">• For 6" box drawers• Black finish only• Priced individually		12-1/8 x 4-5/8"	S7P/D6	1.0#	\$ 6
 PDACU	Hanging Folder Partition <ul style="list-style-type: none">• For 12" file drawers• Black finish only• Priced individually		12-1/8 x 9-5/8"	S7P/D12	1.0#	\$ 10
 PDACU	Pedestal Hanging Folder Bar Channel <ul style="list-style-type: none">• Clips over top edge of pedestal drawer body• Prevents files from moving freely but can be moved by hand• Can also be used to hang folders in file drawers side-to-side	1 Bar: Fits 17-5/8"D Pedestals		S7P/20FBP	0.1#	\$ 8
		2 Bars: Fits 21-5/8"D Pedestals		S7P/24FBP	0.1#	10
		3 Bars: Fits 27-5/8"D Pedestals		S7P/30FBP	0.1#	14
				A		

HOW TO ORDER

Indicate the following information on order form:

1. Quantity of each item.
2. Model number, including options. See "How To Build a Model Number".
3. Any special service required.

Note:

- The ☐ indicates that a choice is required.
- The absence of the ☐ indicates that no choice is required.
- Alpha-numeric characters in place of ☐ indicate that no other alternatives are available.

HOW TO BUILD A MODEL NUMBER

ASelect basic model.

SPECIAL SERVICES


Special Carton Marking

With specially marked information N/C

Shipping
Ships **assembled, FOB Pembroke, ON K8A 0E1, freight prepaid.** Freight class 70.

Specifications and prices are subject to change without prior notice.



			MODEL NUMBER														
			Basic Model	Trim Color	Upholstery Color	Approx. Packaged Weight	Delivered Pricing C.O.M.	Delivered Pricing Fabric Grade 1	Delivered Pricing Fabric Grade 2	Delivered Pricing Fabric Grade 3	Delivered Pricing Pallas Fabric Group P0	Delivered Pricing Pallas Fabric Group P1	Delivered Pricing Pallas Fabric Group P2	Delivered Pricing Pallas Fabric Group P3	Delivered Pricing Pallas Fabric Group P4		
<div></div> <div>PDCU</div>	MODEL	W x D x H															
	<div>Cushioned Seat for Mobile Pedestal</div> <ul style="list-style-type: none">• 17"D used with 17-5/8"D (20"D nominal) mobile pedestal• 20"D used with 21-5/8"D or 27-5/8"D (24" or 30"D nominal) mobile pedestal• Adds 2-1/4" to pedestal height• Fabric runs side-to-side• Lip height is 3-1/4"	15 x 17 x 1-7/8"	PDCU/17	<div><div></div><div></div></div>	<div><div></div><div></div><div></div><div></div></div>	5.0#	\$ 209	\$ 209	\$ 238	\$ 251	\$ 264	\$ 279	\$ 295	\$ 329	\$ 337		
		15 x 20 x 1-7/8"	PDCU/20	<div><div></div><div></div></div>	<div><div></div><div></div><div></div><div></div></div>	6.0#	228	228	250	269	278	292	308	344	353		
			A	B	C												

HOW TO ORDER

Indicate the following information on order form:

1. Quantity of each item.
2. Model number, including options. See “How To Build a Model Number”.
3. Any special service required.

Note:

- The ☐ indicates that a choice is required.
- The absence of the ☐ indicates that no choice is required.
- Alpha-numeric characters in place of ☐ indicate that no other alternatives are available.

HOW TO BUILD A MODEL NUMBER

- A** Select basic model.
- B** Select trim color.
Refer to the **Product Color Options** page in this price list.
- C** Select upholstery color.
Refer to [ki.com/fabrics](https://www.ki.com/fabrics)


SPECIAL SERVICES

Special Carton Marking

With specially marked information N/C

Shipping
Ships **assembled, FOB Green Bay, WI 54302, freight prepaid.** Freight class 100.

Specifications and prices are subject to change without prior notice.



S7TP

Indicate the following information on order form:

1. Quantity of each item.
2. Model number, including options. See "How To Build a Model Number".
3. Any special service required.

Note:

- The ☐ indicates that a choice is required.
- The absence of the ☐ indicates that no choice is required.
- Alpha-numeric characters in place of ☐ indicate that no other alternatives are available.

A Select basic model.

B Select edge style.

SE	- Self edge
74P	- 74P edge

C Select surface finish.

Refer to the **Product Color Options** page in this price list.

Surface finish offerings are based on edge style selections.

D Select edge color.

Refer to the **Product Color Options** page in this price list.

Edge color offerings are based on edge style selections.

Special Carton Marking

With specially marked information N/C

Shipping

**Ships assembled, FOB Pembroke, ON K8A 0E1,
freight prepaid. Freight class 70.**

Specifications and prices are subject to change without prior notice.

GENERAL INFORMATION

KI vertical files are designed on a 11" module. To assure KI files are compatible with panel systems, desks or custom architectural details, cabinets are available in 4 different heights.

Height

Vertical files are available in 4 standard heights. Heights include 1/8" allowance for leveling glides fully recessed.

Depth

All products are 27⁵/₈" deep.

Width

Cabinets are available in two standard widths: 15" and 18".

Drawer Dimensions

Refer to the Illustrations for the range of drawer sizes and the height clearance of each.

CONSTRUCTION AND STANDARD FEATURES

Basic Shell

Uprights and top and bottom reinforcements are welded into rigid "boxframe." Constructed of 18- and 20-gauge steel. Seamless back and top with reinforced corners. 5-drawer cabinets also feature a welded tie bar midway in the shell.

Illustrated shell heights include 1/8" for adjustable glide in recessed position.

Doors/Drawers

Drawer fronts, 20-gauge steel double wall with full-width flush inset pull and label holder. Fronts are screw-mounted to shelves to build drawers. Shelf body, 20-gauge steel. Each roll-out shelf equipped with two heavy-duty, three-section, ball-bearing suspensions. Components have been tested to accept loads of 75 lbs.

Adjustable Glides

Cabinets are supplied with two adjustable glides. The glides can be adjusted from inside the cabinet using a 1/4" hex socket wrench, or from outside the cabinet using a 7/8" wrench. Standard glides provide 3/4" adjustment; longer glides are also available. Overall cabinet heights include the glide in its recessed position.

Locks

Locks are standard on all units. The lock is a high-security double-bit type. The double-bit lock offers superior security when compared to a single-bit lock. Units are standard with random keys in a range of 994 different numbers. Specific keying combinations are available at no additional charge. This information must be included with the order. Locks can be master keyed. Please see the accessories section of this price book for order information on master keys, extractor (core-removal) keys, key blanks, cut keys, and core and key sets.

All locks have removable and interchangeable plugs. This feature provides for onsite custom keying. Units can be supplied with the lock plugs installed or shipped separately. To install or remove lock plugs a unique key is required. This key is the extractor (core removal) key and can be found in the accessories section of this price book. Contact Customer Service to order lock accessories. To order plugs for field installation, specify "lock plugs not installed" on order. Order must specify total quantity of specific key-numbered locks.

Example: 30 plugs:
3 keyed alike
10 keyed alike
17 keyed alike

Commercial Pack

This is the standard pack that KI offers on all files and storage products. This consists of a plastic poly bag placed over the unit,

corrugated top and bottom cap, corner blocking and stretch wrap to keep the packaging intact.

Standard Paint Finishes

All KI products are iron phosphate treated prior to painting. This process enhances top coat bonding.

Powder coat application is a highbred epoxy. The paint is baked on to provide a scratch and stain resistant surface.

All inside and outside shell and front surfaces are painted with the same specified paint color. Interior components and accessories are painted a black finish. Mechanical components are black plated.

Powder coated/enamel finish colors shown in Color Addendums are standard and are available where specifications call for painted surfaces.

Color Match

KI offers the additional option of color matching paint, polypropylene, or wood stain through Product Modification Requests. Contact Customer Service for details.

Model Numbering System

Each character in the basic model number corresponds to a specific unit feature.
 How to Build a Model Number

Example: 700 Series Vertical Files

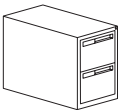

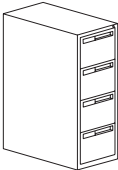
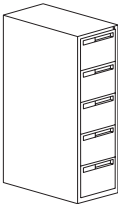
						Optional Picks
S7V	15	30	3D	CF	BL	CBW50
S7V	Product name			700 Series Vertical File		
15	Width			15" wide, letter size		
30	Depth (nominal)			30" depth		
3D	Number of drawers			3 drawers		
CF	Equipped with			Compressor follower (as opposed to folder bars)		
BL	Color code			Black		

Each internal component has a corresponding character:

D	11" file drawer
CF	Compressor follower
FB	Folder bar

NOTE: Must SPECIFY either **CF** or **FB** for each unit.



			MODEL NUMBER					
			Basic Model	Unit Color	Lock Option	Lock Color		
 S7VTU	25-3/4" File, 2 High • Two 11" drawers with either folder bars or compressor follower in each drawer	Compressor	15 x 27-5/8"	S7V/15302DCF	<input type="checkbox"/> <input type="checkbox"/>	<input type="checkbox"/> <input type="checkbox"/> <input type="checkbox"/> <input type="checkbox"/>	110.0#	\$ 1055
		Folder bars	15 x 27-5/8"	S7V/15302DFB	<input type="checkbox"/> <input type="checkbox"/>	<input type="checkbox"/> <input type="checkbox"/> <input type="checkbox"/> <input type="checkbox"/>	110.0#	1055
 S7VTU	36-7/8" File, 3 High • Three 11" drawers with either folder bars or compressor follower in each drawer	Compressor	15 x 27-5/8"	S7V/15303DCF	<input type="checkbox"/> <input type="checkbox"/>	<input type="checkbox"/> <input type="checkbox"/> <input type="checkbox"/> <input type="checkbox"/>	150.0#	\$ 1347
		Folder bars	15 x 27-5/8"	S7V/15303DFB	<input type="checkbox"/> <input type="checkbox"/>	<input type="checkbox"/> <input type="checkbox"/> <input type="checkbox"/> <input type="checkbox"/>	150.0#	1347
 S7VTU	48" File, 4 High • Four 11" drawers with either folder bars or compressor follower in each drawer	Compressor	15 x 27-5/8"	S7V/15304DCF	<input type="checkbox"/> <input type="checkbox"/>	<input type="checkbox"/> <input type="checkbox"/> <input type="checkbox"/> <input type="checkbox"/>	190.0#	\$ 1739
		Folder bars	15 x 27-5/8"	S7V/15304DFB	<input type="checkbox"/> <input type="checkbox"/>	<input type="checkbox"/> <input type="checkbox"/> <input type="checkbox"/> <input type="checkbox"/>	190.0#	1739
 S7VTU	59-1/8" File, 5 High • Five 11" drawers with either folder bars or compressor follower in each drawer	Compressor	15 x 27-5/8"	S7V/15305DCF	<input type="checkbox"/> <input type="checkbox"/>	<input type="checkbox"/> <input type="checkbox"/> <input type="checkbox"/> <input type="checkbox"/>	230.0#	\$ 2086
		Folder bars	15 x 27-5/8"	S7V/15305DFB	<input type="checkbox"/> <input type="checkbox"/>	<input type="checkbox"/> <input type="checkbox"/> <input type="checkbox"/> <input type="checkbox"/>	230.0#	2086

A **B** **C** **D**

HOW TO ORDER

Indicate the following information on order form:
1. Quantity of each item.
2. Model number, including options. See "How To Build a Model Number".
3. Any special service required.

Note: • The ☐ indicates that a choice is required.
• The absence of the ☐ indicates that no choice is required.
• Alpha-numeric characters in place of ☐ indicate that no other alternatives are available.

HOW TO BUILD A MODEL NUMBER

- A**Select basic model.
- B**Select unit and drawer color.
Refer to the **Product Color Options** page in this price list.
- C**Select lock option.
KA - Key alike
KS - Key standard
NLC - No lock core
- D**Select lock color.
Refer to the **Product Color Options** page in this price list.

INFORMATION

Height
All dimensions shown include 1/4" allowance for glides in recessed position.

Accessories
See accessory section for accessories that can be ordered separately.

Weights
Figures provided are approximate and reflect packaged product without additional accessories.

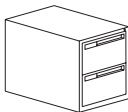
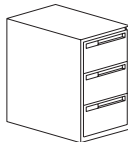
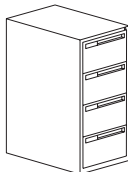
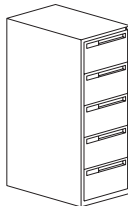
SPECIAL SERVICES

Special Carton Marking
With specially marked information N/C

Shipping
Ships **assembled, FOB Pembroke, ON K8A 0E1, freight prepaid.** Freight class 70.

Specifications and prices are subject to change without prior notice.



				MODEL NUMBER					
				Basic Model	Unit Color	Lock Option	Lock Color		
MODEL		Accessories Included	W x D					Approx. Packaged Weight	Delivered Pricing
	25-3/4" File, 2 High • Two 11" drawers with either folder bars or compressor follower in each drawer	Compressor	18 x 27-5/8"	S7V/18302DCF	<input type="checkbox"/> <input type="checkbox"/>	<input type="checkbox"/> <input type="checkbox"/> <input type="checkbox"/> <input type="checkbox"/>	<input type="checkbox"/> <input type="checkbox"/> <input type="checkbox"/> <input type="checkbox"/>	115.0#	\$ 1055
		Folder bars	18 x 27-5/8"	S7V/18302DFB	<input type="checkbox"/> <input type="checkbox"/>	<input type="checkbox"/> <input type="checkbox"/> <input type="checkbox"/> <input type="checkbox"/>	<input type="checkbox"/> <input type="checkbox"/> <input type="checkbox"/> <input type="checkbox"/>	115.0#	1055
S7VTU									
	36-7/8" File, 3 High • Three 11" drawers with either folder bars or compressor follower in each drawer	Compressor	18 x 27-5/8"	S7V/18303DCF	<input type="checkbox"/> <input type="checkbox"/>	<input type="checkbox"/> <input type="checkbox"/> <input type="checkbox"/> <input type="checkbox"/>	<input type="checkbox"/> <input type="checkbox"/> <input type="checkbox"/> <input type="checkbox"/>	160.0#	\$ 1347
		Folder bars	18 x 27-5/8"	S7V/18303DFB	<input type="checkbox"/> <input type="checkbox"/>	<input type="checkbox"/> <input type="checkbox"/> <input type="checkbox"/> <input type="checkbox"/>	<input type="checkbox"/> <input type="checkbox"/> <input type="checkbox"/> <input type="checkbox"/>	160.0#	1347
S7VTU									
	48" File, 4 High • Four 11" drawers with either folder bars or compressor follower in each drawer	Compressor	18 x 27-5/8"	S7V/18304DCF	<input type="checkbox"/> <input type="checkbox"/>	<input type="checkbox"/> <input type="checkbox"/> <input type="checkbox"/> <input type="checkbox"/>	<input type="checkbox"/> <input type="checkbox"/> <input type="checkbox"/> <input type="checkbox"/>	210.0#	\$ 1739
		Folder bars	18 x 27-5/8"	S7V/18304DFB	<input type="checkbox"/> <input type="checkbox"/>	<input type="checkbox"/> <input type="checkbox"/> <input type="checkbox"/> <input type="checkbox"/>	<input type="checkbox"/> <input type="checkbox"/> <input type="checkbox"/> <input type="checkbox"/>	210.0#	1739
S7VTU									
	59-1/8" File, 5 High • Five 11" drawers with either folder bars or compressor follower in each drawer	Compressor	18 x 27-5/8"	S7V/18305DCF	<input type="checkbox"/> <input type="checkbox"/>	<input type="checkbox"/> <input type="checkbox"/> <input type="checkbox"/> <input type="checkbox"/>	<input type="checkbox"/> <input type="checkbox"/> <input type="checkbox"/> <input type="checkbox"/>	245.0#	\$ 2086
		Folder bars	18 x 27-5/8"	S7V/18305DFB	<input type="checkbox"/> <input type="checkbox"/>	<input type="checkbox"/> <input type="checkbox"/> <input type="checkbox"/> <input type="checkbox"/>	<input type="checkbox"/> <input type="checkbox"/> <input type="checkbox"/> <input type="checkbox"/>	245.0#	2086
S7VTU									
				A	B	C	D		

HOW TO ORDER

Indicate the following information on order form:

- Quantity of each item.
- Model number, including options. See "How To Build a Model Number".
- Any special service required.

Note:

- The ☐ indicates that a choice is required.
- The absence of the ☐ indicates that no choice is required.
- Alpha-numeric characters in place of ☐ indicate that no other alternatives are available.

HOW TO BUILD A MODEL NUMBER

- A**Select basic model.
- B**Select unit and drawer color.
Refer to the **Product Color Options** page in this price list.
- C**Select lock option.
- | | |
|------------|----------------|
| KA | - Key alike |
| KS | - Key standard |
| NLC | - No lock core |
- D**Select lock color.
Refer to the **Product Color Options** page in this price list.

INFORMATION

Height
All dimensions shown include 1/4" allowance for glides in recessed position.

Accessories
See accessory section for accessories that can be ordered separately.

Weights
Figures provided are approximate and reflect packaged product without additional accessories.

SPECIAL SERVICES

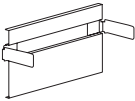
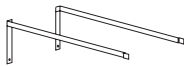
Special Carton Marking

With specially marked information N/C

Shipping
Ships **assembled, FOB Pembroke, ON K8A 0E1, freight prepaid.** Freight class 70.

Specifications and prices are subject to change without prior notice.



				MODEL NUMBER		
 VTACU	MODEL	Features	W x D	Basic Model	Approx. Packaged Weight	Delivered Pricing
	Compressor <ul style="list-style-type: none">Includes parts required for one 18" wide drawerBlack finish only	Fits any letter size drawer	15 x 1 x 7"	S7V/15CF	5.0#	\$ 41
		Fits any legal size drawer	18 x 1 x 7"	S7V/18CF	5.0#	41
 VTACU	Folder Bars <ul style="list-style-type: none">Fits any legal or letter size drawerPriced per setBlack finish only		1 x 26 x 9"	S7V/1518FB	5.0#	\$ 41
HRDPT	P-Series Keys <ul style="list-style-type: none">Double bit designRange of 200 different core/key numbers availableMust specify lock number(s) requested when ordering cut key or lock core/key sets	Lock Core/2 Key Set - Black		2.KP20522	0.4#	\$ 15
		Lock Core/2 Key Set - Satin Chrome		2.KP20522.SC	0.4#	15
		Master Key		2.KP20550	0.2#	11
		Extractor Key		2.KP20551	0.2#	11
		Blank Key		2.KP20552	0.2#	3
		Cut Key		2.KP20557	0.2#	4

A

HOW TO ORDER

Indicate the following information on order form:

- Quantity of each item.
- Model number, including options. See "How To Build a Model Number".
- Any special service required.

Note:

- The ☐ indicates that a choice is required.
- The absence of the ☐ indicates that no choice is required.
- Alpha-numeric characters in place of ☐ indicate that no other alternatives are available.

HOW TO BUILD A MODEL NUMBER

A Select basic model.

SPECIAL SERVICES

Special Carton Marking

With specially marked information N/C

Shipping
Ships **assembled, FOB Pembroke, ON K8A 0E1, freight prepaid.** Freight class 70.

Specifications and prices are subject to change without prior notice.



1330 BELLEVUE STREET
GREEN BAY, WI 54302
800.424.2432 / KI.COM

KI is a trusted expert for furniture and wall systems around the globe.
USA | CANADA | MEXICO | UK | EUROPE | ASIA | MIDDLE EAST
© 2023 Krueger International, Inc. All Rights Reserved.