

# PRODUCT SPECIFICATIONS ■

## Backbone® Media Platform

February 2020

### TECHNICAL SPECIFICATIONS

#### Enclosure

Vertical enclosure consists of 3/4" thick 45# particleboard with exposed surfaces finished with a minimum of .030" thick high pressure laminate. Access to internal wiring is provided by a lockable removable door with minimum dimensions measuring 10" tall by 48" long. Ventilation is provided through openings on each end measuring a minimum 8" x 15" and covered with powder-coated perforated steel panels. The table legs on the multiple table unit are color-matched to the powdercoat on the end panels.

The single table unit surface is supported by two 1 1/2-gauge formed and welded steel supports containing leveling glides. These powder-coated supports are bolted to the lower support cross members. This unit will be topped by a 1 1/8" thick 45# particleboard top.

The multiple table unit spine will be supported by four 2.44" diameter casters and contain rare earth ganging magnets on two sides of the spine. These units will be topped with a 3/4" thick 45# particleboard top. Mobile tables are available with three different base styles (Enlite, Synthesis, Trek). Table tops are 1 1/8" thick 45# particleboard topped with a minimum .030" HPL and backed with .020" HPL backer. All mobile tables will have eight rare earth magnets to provide ganging options on three sides. Tables gang to the enclosure and each other.

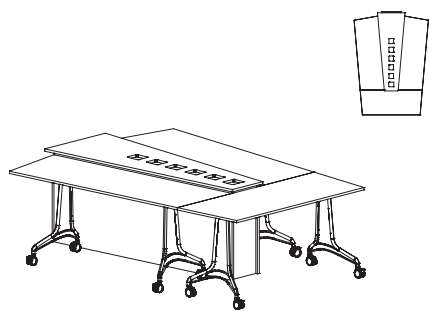
All tops will be finished with a minimum .030" thick high pressure laminate and banded with 2mm polypropylene edge material and routed for the quantity and size of the chosen switching hardware.

#### Monitor Support

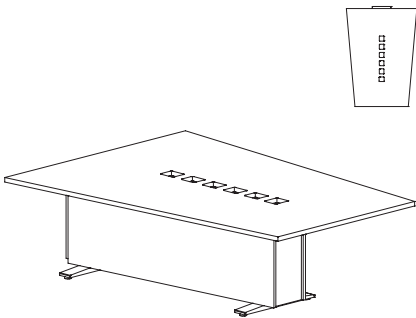
Monitor support consists of 3/4" thick 45# particleboard with exposed surfaces finished with a minimum of .030" thick high pressure laminate. Units have T-nuts to attach to both stationary and mobile units with six bolts. The monitor stand is capable of supporting any width of monitor, up to 150 pounds.



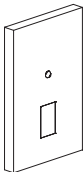
### STATEMENT OF LINE



Multiple Table Unit

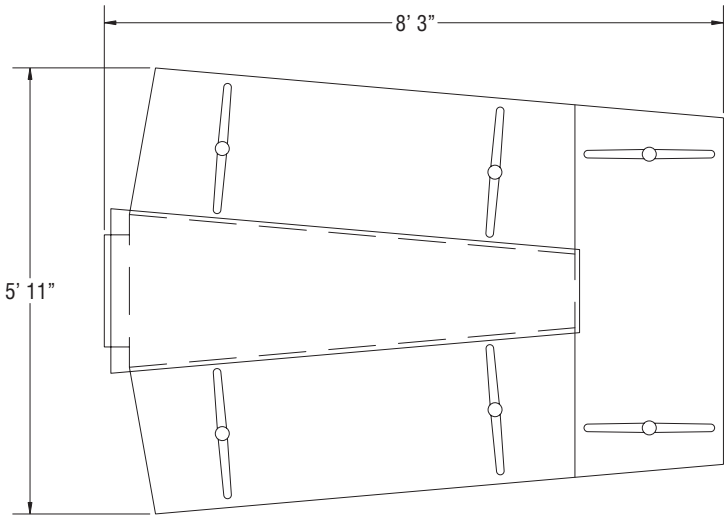
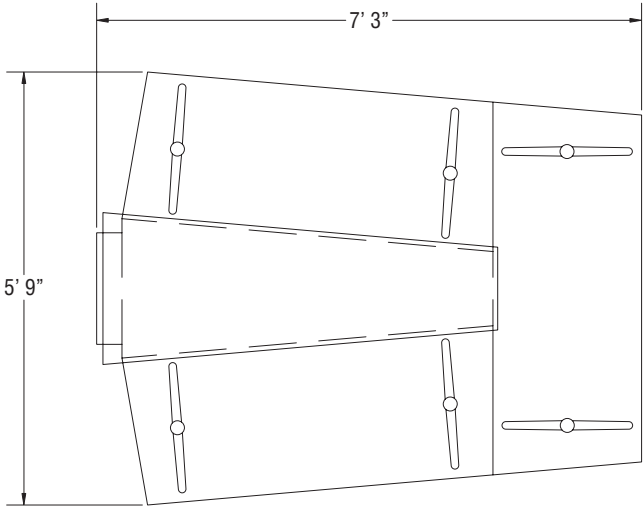
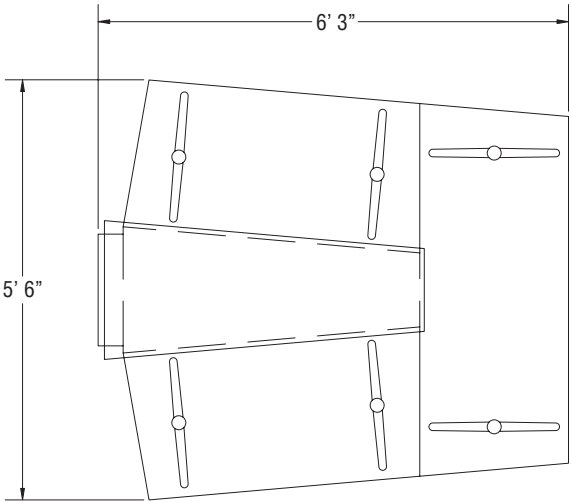


Single Table Unit (29"H or 42"H)

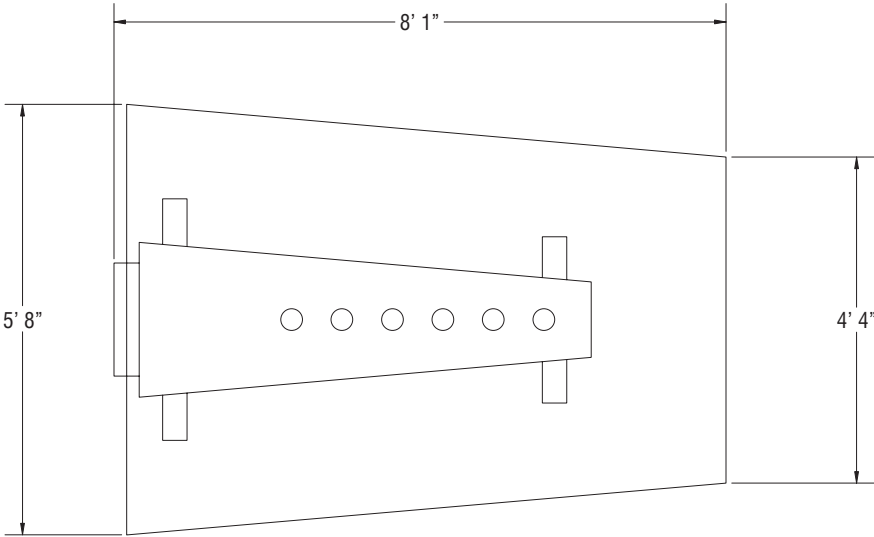
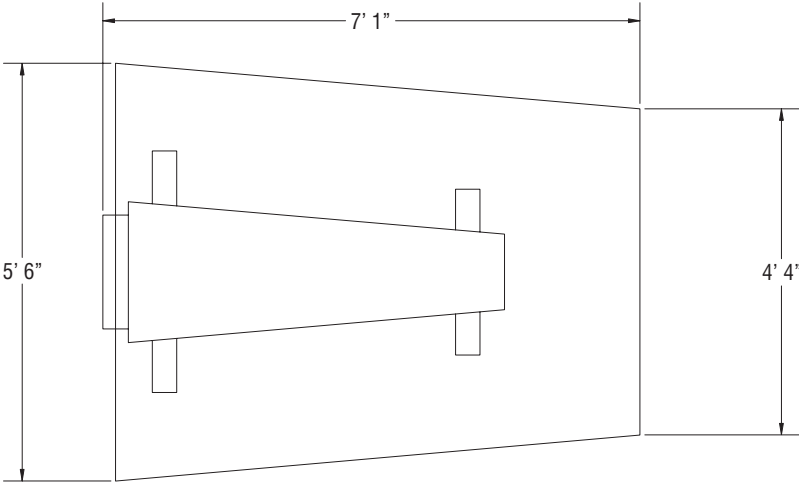
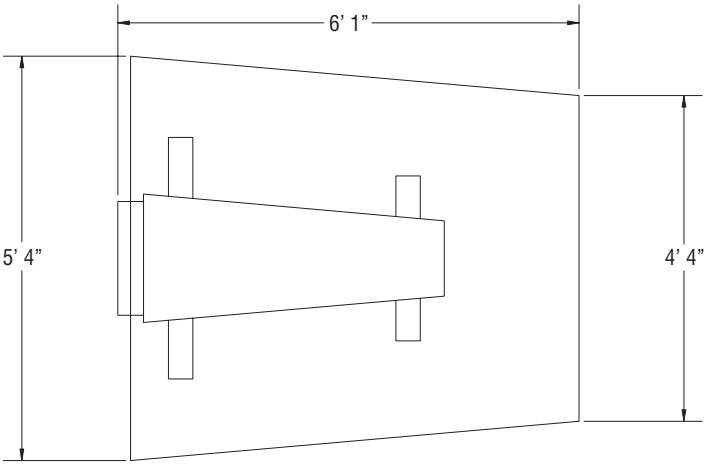


Optional Monitor Support

DIMENSIONS - Multiple Table Unit (in plan view)



DIMENSIONS - Single Table Unit *(in plan view)*



DIMENSIONS - Cutout Patterns for Mobile Units

Size	Extron (EX4)	Extron (EX5)	Extron (EX6)	Extron (EX7)	Extron (EX8)	FSR (FS1)	FSR (FS2)
23"W x 52"L							
25"W x 64"L							
27"W x 76"L							

DIMENSIONS - Cutout Patterns for Stationary Units

Unit Size	Extron 4 (EX4) Cable Cubby 202	Extron 5 (EX5) Cable Cubby 500	Extron 6 (EX6) Cable Cubby 700	Extron 7 (EX7) Cable Cubby 1200
64"W x 73"L				
66"W x 85"L				
68"W x 97"L				

## DIMENSIONS - Cutout Patterns for Stationary Units (cont.)

Unit Size	Extron 8 (EX8) Cable Cubby 1400	FSR (FS1) T3 Table Boxes	FSR 2 (FS2) T6 Table Boxes
64"W x 73"L			
66"W x 85"L			
68"W x 97"L			

## DIMENSIONS - Grommet Options (KI creates cut-outs; customer supplies hardware)

### Cutout Details

