



BACKBONE[®] MEDIA PLATFORM

PRICE LIST

EFFECTIVE NOVEMBER 1, 2023
800.424.2432

Contents

Refer to KI Terms & Conditions document or visit ki.com.



Contents

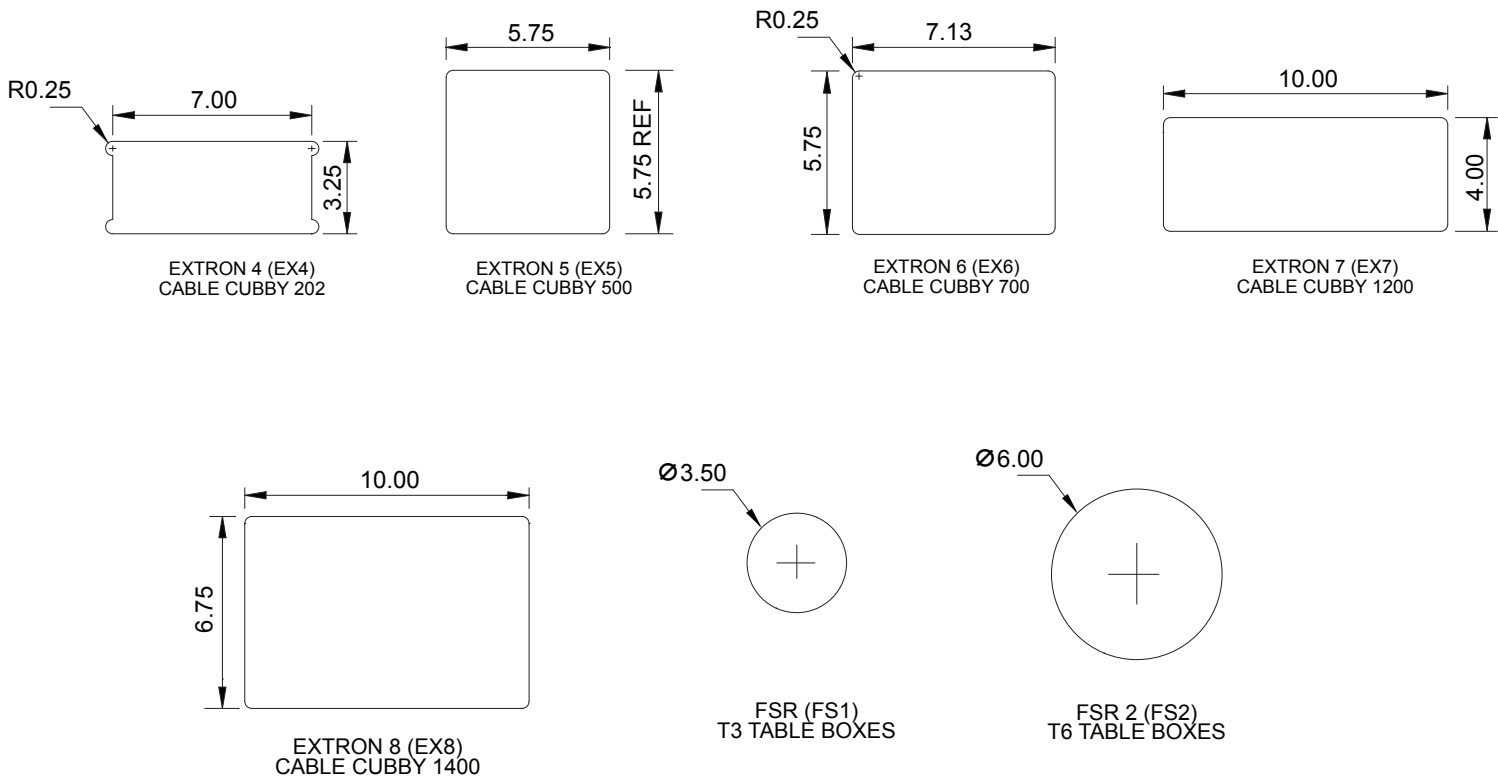
Refer to KI Terms & Conditions document or visit ki.com.

Backbone®		
General Information		3
Product Color Options		5
Stationary Unit		6
Stationary Unit with Radius Corners		7
Mobile Unit		8
Master Key for Lock Core		9
Monitor Support		10



Cutout Patterns for Mobile Units

Cutout Details



Size	EXTRON (EX4)	EXTRON (EX5)	EXTRON (EX6)	EXTRON (EX7)	EXTRON (EX8)	FSR (FS1)	FSR (FS2)
23"W x 52"L							
25"W x 64"L							
27"W x 76"L							

Enclosure

Enclosure shall consist of 3/4" thick 45# particle board with exposed surfaces finished with a minimum of .030" thick high pressure laminate. Access to internal wiring shall be provided by a lockable removable door with minimum dimensions measuring 10" tall by 48" long. Ventilation is provided through openings on each end measuring a minimum 8" x 15" and covered with powder coated perforated steel panels.

The Stationary units will be supported by two 11-gauge formed and welded steel supports containing leveling glides. These powder coated supports are bolted to the lower support cross members. This unit will be topped by a 1-1/8" thick 45# particle board top.

The Mobile units will be supported by four 2.44" diameter casters and contain rare earth ganging magnets on two sides. These unit will be topped with a 3/4" thick 45# particle board top. Mobile tables are available with a Trek base. Table tops are either 3/4" or 1-1/8" thick 45# particle board topped with a minimum .030" HPL and backed

with .020" HPL backer. All Mobile Tables will have (8) rare earth magnets to provide ganging options. Tables gang to the enclosure and each other in three different configurations.

All tops will be finished with a minimum .030" thick high pressure laminate and banded with 2mm polypropylene edge material and routed for the quantity and size of the chosen switching hardware.

Monitor Support

Monitor support shall consist of 3/4" thick 45# particle board with exposed surfaces finished with a minimum of .030" thick high pressure laminate. Units have T-nuts to attach to both Stationary and Mobile units with (6) bolts. For use with Backbone tables only.

INFORMATION

Warranty

Refer to KI Terms & Conditions document or visit ki.com



Cutout Patterns for Stationary Units (Page 1 of 2)

Unit Size	EXTRON 4 (EX4) CABLE CUBBY 202	EXTRON 5 (EX5) CABLE CUBBY 500	EXTRON 6 (EX6) CABLE CUBBY 700	EXTRON 7 (EX7) CABLE CUBBY 1200	EXTRON 8 (EX8) CABLE CUBBY 1400
64"W x 73"L					
66"W x 85"L					
68"W x 97"L					

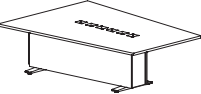
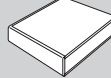
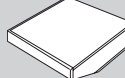
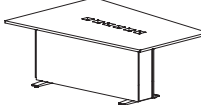
Cutout Patterns for Stationary Units (Page 2 of 2)

Unit Size	FSR (FS1) T3 TABLE BOXES	FSR 2 (FS2) T6 TABLE BOXES
64"W x 73"L		
66"W x 85"L		
68"W x 97"L		

INFORMATION

Warranty
Refer to KI Terms & Conditions document or visit
ki.com

Stationary & Mobile Surface Finish--Laminate		Castle Oak	DLCO	Designer White	BLDR	Light Tone	ELG	Sky Blue	ESK	Cayenne	CY																		
		Casual Linen	DLCU	Dove Grey	BLDG	Mardi Gras	EMG	Sterling Ash	EAZ	Champagne Metallic	CM																		
Beigewood	LBZ	Cherry Storm	DLCX	Flax Linen	BLXF	Misty Brown	EMY	Surf's Up	ESP	Cool Grey	CG																		
Belair	LBQ	Classic Linen	DLCI	Florence Walnut	BLFC	Monticello Maple	EMT	Tarragon	ETQ	Cottonwood	CO																		
Biltmore Cherry	LBT	Cloud Zephyr	DLCL	Forged Steel	BLOL	Multiplex	EMB	Twilight Shadow	ETI	Earthen Clay	EY																		
Black	LBK	Cocobala	DLCC	Friston Ash	BLFH	Nemo	ENE	Ultra Blue	EUB	Espresso Metallic	EX																		
Brighton Walnut	LBW	Crisp Linen	DLRI	Frosty White	BLFW	Nordic	END	Warm Grey	EWG	Everglade Shade	EV																		
Canyon Zephyr	LCA	Desert Zephyr	DLDZ	Graphite Nebula	BLGN	Pinnacle Walnut	EPW	Zesty Lime	EZL	Flannel	FN																		
Castle Oak	LCO	Designer White	DLDR	Grey	BLGE	Poppy Red	EPR	Mobile Dock Edge Color																					
Casual Linen	LCU	Dove Grey	DLDG	High Rise	BLHE	Purple Haze	EPH																						
Cherry Storm	LCX	Flax Linen	DLXF	Hollyberry	BLHY	Rainforest	ERQ																						
Classic Linen	LCI	Florence Walnut	DLFC	Island	BLID	River Cherry	ERY																						
Cloud Zephyr	LCL	Forged Steel	DLOL	Italian Silver Ash	BLIT	Rubber Ducky	ERK																						
Cocobala	LCC	Friston Ash	DLFH	Kensington Maple	BLKM	Sand	ESA																						
Crisp Linen	LRI	Frosty White	DLFW	Lapis Blue	BLLB	Sky Blue	ESK																						
Desert Zephyr	LDZ	Graphite Nebula	DLGN	Markerboard White	BLMK	Sterling Ash	EAZ																						
Designer White	LDR	Grey	DLGE	Misted Zephyr	BLMR	Surf's Up	ESP																						
Dove Grey	LDG	High Rise	DLHE	Monticello Maple	BLMT	Tarragon	ETQ																						
Flax Linen	LXF	Hollyberry	DLHY	North Sea	BLNA	Twilight Shadow	ETI																						
Florence Walnut	LFC	Island	DLID	Ocean	BLON	Ultra Blue	EUB																						
Forged Steel	LOL	Italian Silver Ash	DLIT	Pearl Bisque	BLPB	Warm Grey	EWG																						
Friston Ash	LFH	Kensington Maple	DLKM	Pinnacle Walnut	BLPW	Windsor Mahogany	EWY																						
Frosty White	LFW	Lapis Blue	DLLB	Pressed Linen	BLPR	Zesty Lime	EZL																						
Graphite Nebula	LGN	Markerboard White	DLMK	River Cherry	BLRY	Stationary Edge Color for KN Edge																							
Grey	LGE	Misted Zephyr	DLMR	Satin Stainless	BLSS																								
High Rise	LHE	Monticello Maple	DLMT	Shadow Zephyr	BLSR																								
Hollyberry	LHY	North Sea	DLNA	Silicon Evolv	BLSV																								
Island	LID	Ocean	DLOL	Sterling Ash	BLAZ																								
Italian Silver Ash	LIT	Pearl Bisque	DLPB	Tailored Linen	BLTL																								
Kensington Maple	LKM	Pinnacle Walnut	DLPW	Titanium Evolv	BLTV																								
Lapis Blue	LLB	Pressed Linen	DLPR	White Nebula	BLWL																								
Markerboard White	LMK	River Cherry	DLRY	White Sand	BLWN																								
Misted Zephyr	LMR	Satin Stainless	DLSS	Windsor Mahogany	BLWY																								
Monticello Maple	LMT	Shadow Zephyr	DLSR	Stationary & Mobile Edge Color for 74P Edge																									
North Sea	LNA	Silicon Evolv	DLSV																										
Ocean	LON	Sterling Ash	DLAZ																										
Pearl Bisque	LPB	Tailored Linen	DLTL																										
Pinnacle Walnut	LPW	Titanium Evolv	DLTV																										
Pressed Linen	LPR	White Nebula	DLWL																										
River Cherry	LRY	White Sand	DLWN																										
Satin Stainless	LSS	Windsor Mahogany	DLWY																										
Shadow Zephyr	LSR	Stationary & Mobile Dock Base Base Finish--Laminate																											
Silicon evolv	LSV																												
Sterling Ash	LAZ																												
Tailored Linen	LTL																												
Titanium evolv	LTV																												
White Nebula	LWL																												
White Sand	LWN																												
Windsor Mahogany	LWY																												
Mobile Dock Top Surface Finish--Laminate		Castle Oak	BLBZ	Cherry Storm	EBZ	Earthen Clay	EBZ	Earthen Clay	EBZ	Earthen Clay	EBZ																		
		Casual Linen	BLBQ	Cocobala	EBQ	Everglade Shade	EBQ	Everglade Shade	EBQ	Everglade Shade	EBQ																		
		Cherry Storm	BLBT	Cool Grey	EBT	Flannel	EBT	Flannel	EBT	Honey Bee	EBT																		
		Classic Linen	BLBK	Designer White	EBL	Florence Walnut	EBL	Florence Walnut	EBL	Kensington Maple	EBL																		
		Cloud Zephyr	BLBW	Earthen Clay	EGR	Friston Ash	EGR	Friston Ash	EFH	Light Tone	EGR																		
		Cocobala	BLCA	Everglade Shade	EBW	Frosty White	EBW	Frosty White	EFW	Mardi Gras	EBW																		
		Crisp Linen	BLCO	Flannel	ECO	Hazy Jade	ECO	Hazy Jade	EHJ	Monticello Maple	ECO																		
		Desert Zephyr	BLCU	Florence Walnut	ECY	Honey Bee	ECY	Honey Bee	EHY	Nemo	ECY																		
		Designer White	BLCX	Friston Ash	ECX	Italian Silver Ash	ECX	Italian Silver Ash	EIT	Pinnacle Walnut	ECX																		
		Flax Linen	BLCI	Frosty White	ECC	Kensington Maple	ECC	Kensington Maple	EKM	Poppy Red	ECC																		
		Florence Walnut	BLCL	Hazy Jade	ECG	Light Tone	ECG	Light Tone	ELG	Purple Haze	ECG																		
		Forged Steel	BLCK	Honey Bee	EDR	Mardi Gras	EDR	Mardi Gras	EMG	Rainforest	EDR																		

			MODEL NUMBER									
			Basic Model	Edge Style	Edge Color	Surface Finish	Base Laminate	Foot End Panel Color	Media Cutout			
 BBNS	Backbone® - Stationary Unit <ul style="list-style-type: none">All laminate table and baseMedia sharing equipment must be purchased separatelyReference diagram for Extron and FSR grommet locationsEnd panel color is also used for the base feetSupport legs match WorkUp® table29" high surface	64"W x 73"L x 29"H	BBNST73	<input type="checkbox"/> <input type="checkbox"/> <input type="checkbox"/>	<input type="checkbox"/> <input type="checkbox"/> <input type="checkbox"/>	<input type="checkbox"/> <input type="checkbox"/> <input type="checkbox"/>	<input type="checkbox"/> <input type="checkbox"/> <input type="checkbox"/> <input type="checkbox"/>	<input type="checkbox"/> <input type="checkbox"/>	<input type="checkbox"/> <input type="checkbox"/> <input type="checkbox"/>	Approx. Packaged Weight	 74P Edge (74P)	 Knife Edge (KN)
		66"W x 85"L x 29"H	BBNST85	<input type="checkbox"/> <input type="checkbox"/> <input type="checkbox"/>	<input type="checkbox"/> <input type="checkbox"/> <input type="checkbox"/>	<input type="checkbox"/> <input type="checkbox"/> <input type="checkbox"/>	<input type="checkbox"/> <input type="checkbox"/> <input type="checkbox"/> <input type="checkbox"/>	<input type="checkbox"/> <input type="checkbox"/>	<input type="checkbox"/> <input type="checkbox"/> <input type="checkbox"/>	236.0#	\$ 7902	\$ 8226
		68"W x 97"L x 29"H	BBNST97	<input type="checkbox"/> <input type="checkbox"/> <input type="checkbox"/>	<input type="checkbox"/> <input type="checkbox"/> <input type="checkbox"/>	<input type="checkbox"/> <input type="checkbox"/> <input type="checkbox"/>	<input type="checkbox"/> <input type="checkbox"/> <input type="checkbox"/> <input type="checkbox"/>	<input type="checkbox"/> <input type="checkbox"/>	<input type="checkbox"/> <input type="checkbox"/> <input type="checkbox"/>	279.0#	8118	8443
										325.0#	8979	9333
 BBNS	Backbone® - Stationary Unit - Cafe Height <ul style="list-style-type: none">All laminate table and baseMedia sharing equipment must be purchased separatelyReference diagram for Extron and FSR grommet locationsEnd panel color is also used for the base feetSupport legs match WorkUp® table42" high surface	64"W x 73"L x 42"H	BBNSTC73	<input type="checkbox"/> <input type="checkbox"/> <input type="checkbox"/>	<input type="checkbox"/> <input type="checkbox"/> <input type="checkbox"/>	<input type="checkbox"/> <input type="checkbox"/> <input type="checkbox"/>	<input type="checkbox"/> <input type="checkbox"/> <input type="checkbox"/> <input type="checkbox"/>	<input type="checkbox"/> <input type="checkbox"/>	<input type="checkbox"/> <input type="checkbox"/> <input type="checkbox"/>	236.0#	\$ 9353	\$ 9678
		66"W x 85"L x 42"H	BBNSTC85	<input type="checkbox"/> <input type="checkbox"/> <input type="checkbox"/>	<input type="checkbox"/> <input type="checkbox"/> <input type="checkbox"/>	<input type="checkbox"/> <input type="checkbox"/> <input type="checkbox"/>	<input type="checkbox"/> <input type="checkbox"/> <input type="checkbox"/> <input type="checkbox"/>	<input type="checkbox"/> <input type="checkbox"/>	<input type="checkbox"/> <input type="checkbox"/> <input type="checkbox"/>	279.0#	9616	9941
		68"W x 97"L x 42"H	BBNSTC97	<input type="checkbox"/> <input type="checkbox"/> <input type="checkbox"/>	<input type="checkbox"/> <input type="checkbox"/> <input type="checkbox"/>	<input type="checkbox"/> <input type="checkbox"/> <input type="checkbox"/>	<input type="checkbox"/> <input type="checkbox"/> <input type="checkbox"/> <input type="checkbox"/>	<input type="checkbox"/> <input type="checkbox"/>	<input type="checkbox"/> <input type="checkbox"/> <input type="checkbox"/>	325.0#	10568	10919
			A	B	C	D	E	F	G			

HOW TO ORDER

- Indicate the following information on order form:
- Quantity of each item.
 - Model number, including options. See "How To Build a Model Number".
 - Any special service required.

Note:

- The ☐ indicates that a choice is required.
- The absence of the ☐ indicates that no choice is required.
- Alpha-numeric characters in place of ☐ indicate that no other alternatives are available.

HOW TO BUILD A MODEL NUMBER

- A** Select basic model.
- B** Select edge style.
- | | |
|------------|--------------|
| 74P | - 74P edge |
| KN | - Knife edge |
- C** Select edge color.
- Refer to the **Product Color Options** page in this price list.
- Edge color offerings are based on edge style selections.
- D** Select top laminate.
- Refer to the **Product Color Options** page in this price list.
- E** Select base laminate.
- Refer to the **Product Color Options** page in this price list.
- F** Select foot/end panel finish.
- Refer to the **Product Color Options** page in this price list.

- G** Select media cutout.
- | | |
|------------|--------------|
| NCO | - No cut-out |
| EX4 | - Extron 4 |
| EX5 | - Extron 5 |
| EX6 | - Extron 6 |
| EX7 | - Extron 7 |
| EX8 | - Extron 8 |
| FS1 | - FSR (T3) |
| FS2 | - FSR (T6) |

INFORMATION

Grommet Cutouts by Table Size	
Base Length	Number of Grommet Cutouts
48"	4
60"	6
72"	6

SPECIAL SERVICES

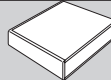
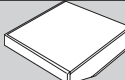


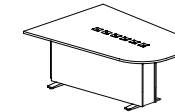

Special Carton Marking

With specially marked information N/C

Shipping
Ships **knocked down, FOB Bonduel, WI 54107, freight prepaid.** Freight class 85.

Specifications and prices are subject to change without prior notice.



			MODEL NUMBER							<div>Approx. Packaged Weight</div> <div>74P Edge (74P)</div> <div>Knife Edge (KN)</div>		
			Basic Model	Edge Style	Edge Color	Surface Finish	Base Laminate	Foot End Panel Color	Media Cutout			
<div></div> <div>BBNS</div>	<div></div> <div>Backbone® - Stationary Unit with Radius Corners<ul style="list-style-type: none">All laminate table and baseMedia sharing equipment must be purchased separatelyReference diagram for Extron and FSR grommet locationsEnd panel color is also used for the base feetSupport legs match WorkUp® table29" high surface</div>	64"W x 73"L x 29"H	BBNSTR73	<input type="checkbox"/> <input type="checkbox"/> <input type="checkbox"/>	<input type="checkbox"/> <input type="checkbox"/> <input type="checkbox"/>	<input type="checkbox"/> <input type="checkbox"/> <input type="checkbox"/>	<input type="checkbox"/> <input type="checkbox"/> <input type="checkbox"/> <input type="checkbox"/>	<input type="checkbox"/> <input type="checkbox"/> <input type="checkbox"/>	<input type="checkbox"/> <input type="checkbox"/> <input type="checkbox"/>	236.0#	\$ 7902	\$ 8226
		66"W x 85"L x 29"H	BBNSTR85	<input type="checkbox"/> <input type="checkbox"/> <input type="checkbox"/>	<input type="checkbox"/> <input type="checkbox"/> <input type="checkbox"/>	<input type="checkbox"/> <input type="checkbox"/> <input type="checkbox"/>	<input type="checkbox"/> <input type="checkbox"/> <input type="checkbox"/> <input type="checkbox"/>	<input type="checkbox"/> <input type="checkbox"/> <input type="checkbox"/>	<input type="checkbox"/> <input type="checkbox"/> <input type="checkbox"/>	279.0#	8118	8443
		68"W x 97"L x 29"H	BBNSTR97	<input type="checkbox"/> <input type="checkbox"/> <input type="checkbox"/>	<input type="checkbox"/> <input type="checkbox"/> <input type="checkbox"/>	<input type="checkbox"/> <input type="checkbox"/> <input type="checkbox"/>	<input type="checkbox"/> <input type="checkbox"/> <input type="checkbox"/> <input type="checkbox"/>	<input type="checkbox"/> <input type="checkbox"/> <input type="checkbox"/>	<input type="checkbox"/> <input type="checkbox"/> <input type="checkbox"/>	325.0#	8979	9333
<div></div> <div>BBNS</div>	<div></div> <div>Backbone® - Stationary Unit with Radius Corners - Cafe Height<ul style="list-style-type: none">All laminate table and baseMedia sharing equipment must be purchased separatelyReference diagram for Extron and FSR grommet locationsEnd panel color is also used for the base feetSupport legs match WorkUp® table42" high surface</div>	64"W x 73"L x 42"H	BBNSTRC73	<input type="checkbox"/> <input type="checkbox"/> <input type="checkbox"/>	<input type="checkbox"/> <input type="checkbox"/> <input type="checkbox"/>	<input type="checkbox"/> <input type="checkbox"/> <input type="checkbox"/>	<input type="checkbox"/> <input type="checkbox"/> <input type="checkbox"/> <input type="checkbox"/>	<input type="checkbox"/> <input type="checkbox"/> <input type="checkbox"/>	<input type="checkbox"/> <input type="checkbox"/> <input type="checkbox"/>	236.0#	\$ 9353	\$ 9678
		66"W x 85"L x 42"H	BBNSTRC85	<input type="checkbox"/> <input type="checkbox"/> <input type="checkbox"/>	<input type="checkbox"/> <input type="checkbox"/> <input type="checkbox"/>	<input type="checkbox"/> <input type="checkbox"/> <input type="checkbox"/>	<input type="checkbox"/> <input type="checkbox"/> <input type="checkbox"/> <input type="checkbox"/>	<input type="checkbox"/> <input type="checkbox"/> <input type="checkbox"/>	<input type="checkbox"/> <input type="checkbox"/> <input type="checkbox"/>	279.0#	9616	9941
		68"W x 97"L x 42"H	BBNSTRC97	<input type="checkbox"/> <input type="checkbox"/> <input type="checkbox"/>	<input type="checkbox"/> <input type="checkbox"/> <input type="checkbox"/>	<input type="checkbox"/> <input type="checkbox"/> <input type="checkbox"/>	<input type="checkbox"/> <input type="checkbox"/> <input type="checkbox"/> <input type="checkbox"/>	<input type="checkbox"/> <input type="checkbox"/> <input type="checkbox"/>	<input type="checkbox"/> <input type="checkbox"/> <input type="checkbox"/>	325.0#	10568	10919
			A	B	C	D	E	F	G			

HOW TO ORDER

- Indicate the following information on order form:
- Quantity of each item.
 - Model number, including options. See “How To Build a Model Number”.
 - Any special service required.

Note:

- The ☐ indicates that a choice is required.
- The absence of the ☐ indicates that no choice is required.
- Alpha-numeric characters in place of ☐ indicate that no other alternatives are available.

HOW TO BUILD A MODEL NUMBER

- A**Select basic model.
- B**Select edge style.

74P

KN

- 74P edge

- Knife edge
- C**Select edge color.

Refer to the **Product Color Options** page in this price list.

Edge color offerings are based on edge style selections.
- D**Select top laminate.

Refer to the **Product Color Options** page in this price list.
- E**Select base laminate.

Refer to the **Product Color Options** page in this price list.
- F**Select foot/end panel finish.

Refer to the **Product Color Options** page in this price list.

- G**Select media cutout.

NCO

EX4

EX5

EX6

EX7

EX8

FS1

FS2

- No cut-out

- Extron 4

- Extron 5

- Extron 6

- Extron 7

- Extron 8

- FSR (T3)

- FSR (T6)

INFORMATION

Grommet Cutouts by Table Size	
Base Length	Number of Grommet Cutouts
48"	4
60"	6
72"	6

SPECIAL SERVICES

Special Carton Marking

With specially marked information N/C

Shipping
Ships **knocked down, FOB Bonduel, WI 54107, freight prepaid.** Freight class 85.

Specifications and prices are subject to change without prior notice.

[illegible]

Indicate the following information on order form:

1. Quantity of each item.
2. Model number, including options. See "How To Build a Model Number".
3. Any special service required.

- The ☐ indicates that a choice is required.
- The absence of the ☐ indicates that no choice is required.
- Alpha-numeric characters in place of ☐ indicate that no other alternatives are available.

A Select basic model.

B Select edge style.

74P - 74P edge

C Select table leg style.

TRK	- Trek style legs
------------	-------------------

D Select edge color.
Refer to the **Product Color Options** page in this price list.
Edge color offerings are based on edge style selections.

E Select top laminate.
Refer to the **Product Color Options** page in this price list.

F Select table leg/end panel finish.
Refer to the **Product Color Options** page in this price list.

G Select dock edge color.

Refer to the **Product Color Options** page in this price list.

H Select dock top laminate.
Refer to the **Product Color Options** page in this price list.

1 Select dock base laminate.
Refer to the **Product Color Options** page in this price list.

NC0	- No cut-out
EX4	- Extron 4
EX5	- Extron 5
EX6	- Extron 6
EX7	- Extron 7
EX8	- Extron 8
FS1	- FSR (T3)
FS2	- FSR (T6)

Grommet Cutouts by Table Size

Base Length	Number of Grommet Cutouts
48"	4
60"	6
72"	6

SPECIAL SERVICES

Special Carton Marking

With specially marked information N/C

Shipping

Ships knocked down, FOB Bonduel, WI 54107, freight prepaid. Freight class 85.

Specifications and prices are subject to change without prior notice.

	MODEL	MODEL NUMBER				
		Basic Model	Approx. Packaged Weight		Delivered Pricing	
HRDPT	Backbone - Master Key for Lock Core <ul style="list-style-type: none">Allows access to all Backbone® Stationary and Mobile panels with a single key	31.13.0445	1.0#		\$	6

A

HOW TO ORDER

Indicate the following information on order form:

- Quantity of each item.
- Model number, including options. See “How To Build a Model Number”.
- Any special service required.

Note:

- The ☐ indicates that a choice is required.
- The absence of the ☐ indicates that no choice is required.
- Alpha-numeric characters in place of ☐ indicate that no other alternatives are available.

HOW TO BUILD A MODEL NUMBER

A Select basic model.

SPECIAL SERVICES

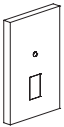
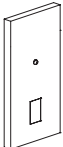
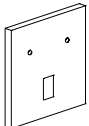
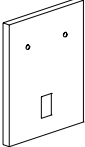
Special Carton Marking

With specially marked information N/C

Shipping
Ships **knocked down, FOB Bonduel, WI 54107, freight prepaid.** Freight class 85.

Specifications and prices are subject to change without prior notice.



			MODEL NUMBER			
			Basic Model	Laminate Color		
MODEL	OVERALL SIZE				Approx. Packaged Weight	Delivered Pricing
 HRDPT	Backbone® - Monitor Support <ul style="list-style-type: none">• For use with Backbone® tables only• All laminate construction• Must attach to either Mobile or Station-ary unit• Black grommet cover included• Must be ordered separately	38"W x 59"H x 5"D	BBNMS	<input type="checkbox"/> <input type="checkbox"/> <input type="checkbox"/>	100.0#	\$ 2866
 HRDPT	Backbone® - Monitor Support - Cafe Height <ul style="list-style-type: none">• For use with Backbone® tables only• All laminate construction• Must attach to either Mobile or Station-ary unit• Black grommet cover included• Must be ordered separately	38"W x 72"H x 5"D	BBNMSC	<input type="checkbox"/> <input type="checkbox"/> <input type="checkbox"/>	100.0#	\$ 3105
 HRDPT	Backbone® - Monitor Support-Dual Width <ul style="list-style-type: none">• For use with Backbone® tables only• All laminate construction• Must attach to either Mobile or Station-ary unit• Black grommet cover included• Must be ordered separately	60"W x 59"H x 5"D	BBNMD	<input type="checkbox"/> <input type="checkbox"/> <input type="checkbox"/>	100.0#	\$ 3175
 HRDPT	Backbone® - Monitor Support-Cafe Height-Dual Width <ul style="list-style-type: none">• For use with Backbone® tables only• All laminate construction• Must attach to either Mobile or Station-ary unit• Black grommet cover included• Must be ordered separately	60"W x 72"H x 5"D	BBNMDC	<input type="checkbox"/> <input type="checkbox"/> <input type="checkbox"/>	100.0#	\$ 4283
			A	B		

HOW TO ORDER

Indicate the following information on order form:

1. Quantity of each item.
2. Model number, including options. See “How To Build a Model Number”.
3. Any special service required.

Note:

- The ☐ indicates that a choice is required.
- The absence of the ☐ indicates that no choice is required.
- Alpha-numeric characters in place of ☐ indicate that no other alternatives are available.

HOW TO BUILD A MODEL NUMBER

- A** Select basic model.
- B** Select laminate color.
Refer to the **Product Color Options** page in this price list.

SPECIAL SERVICES

Special Carton Marking

With specially marked information N/C

Shipping
Ships **knocked down, FOB Bonduel, WI 54107, freight prepaid.** Freight class 85.

Specifications and prices are subject to change without prior notice.



1330 BELLEVUE STREET
GREEN BAY, WI 54302
800.424.2432 / KI.COM

KI is a trusted expert for furniture and wall systems around the globe.
USA | CANADA | MEXICO | UK | EUROPE | ASIA | MIDDLE EAST
© 2023 Krueger International, Inc. All Rights Reserved.