



INSTRUCT[®] CLASSROOM FURNITURE

PRICE LIST

EFFECTIVE SEPTEMBER 24, 2024
800.424.2432



Instruct® Classroom Furniture	
Product Specifications	3
Product Color Options	9
Instruct® Classroom Furniture (Freight Excluded)	
Instruct® Teacher Pedestal Desk	10
All Terrain® Mobile Instructor's Desk	14
All Terrain® Instructor's Desk AV Rack Compatible	15
WorkZone® Instructor's Desk	17
Instruct® Classroom Furniture (Delivered)	
Instruct® Teacher Pedestal Desk	18
All Terrain® Mobile Instructor's Desk	22
All Terrain® Instructor's Desk AV Rack Compatible	23
WorkZone® Instructor's Desk	25



PRODUCT SPECIFICATIONS ■

Instruct® Desking

August 2024

TECHNICAL SPECIFICATIONS

Instruct® Teacher Pedestal Desk

Unit features a pedestal at one end configured with box/box/file drawers, and equipped with four twin-wheeled swivel casters, two of which are locking. An additional fifth caster on the bottom drawer front adds stability. Pedestals are constructed of 20- & 22-gauge cold-rolled steel (C.R.S.) and are a closed-top design with a one-piece wrap around body. Box drawers and 12” high file drawers feature smooth riding, ball-bearing slides. Box drawers feature a three-quarter travel. File drawers feature a full extension. One plastic pencil tray ships with the pedestal unit. Drawers can be specified with Classic (inset pull), Aluminum Bow Tie, Aluminum Metric and Arc Nickel pulls. The opposite end of the unit will have either a Pirouette® T-leg or two Pillar® post legs with casters. Desk will utilize a D-shaped or rectangular desktop that is 1 1/4” thick with a high-pressure laminate and (74P) 2mm polypropylene edge that is bonded for tamper and moisture resistance. The desktop is pre-drilled for non-handed installation in the field. A 9 1/2” high perforated 16-gauge steel or solid 3/4" thick laminate modesty panel attaches to the underside of the desktop in between the pedestal and legs. The steel modesty panel features a perforated hole pattern on 1" centers which allows users to hang accessories or other standard pegboard style components. The laminate modesty panel is high-pressure laminate, with (73P) 2mm edge. The desk meets ADA recommendations.

Instruct® All Terrain® Mobile Instructors' Desk

Unit features an All Terrain binder tower with lectern. There is an open grommet at the top and bottom of left and right sides. Desktop is attached to the side of the binder tower and supported on the opposite end by a Pirouette® T-leg with casters. A perforated partial modesty panel attaches to the leg and the binder tower. Finished height is 40" with lectern.

Instruct® All Terrain® Mobile Instructor’s Desk (AV rack compatible)

Unit dimensions are 22” deep by 22” wide, with a height of 43 3/8” for a unit that has a flat landing pad and 44 7/8” for a unit that has a sloped landing pad. The unit has one fixed shelf with 6” of clearance above. The back of the shelf is shortened to allow for wire passage. Users have the option of specifying the unit with either a flat or sloped landing pad which is 3/4” laminate with 74P edge. The sloped landing pad has a pencil retainer. There is 3 3/4” of clearance under the flat landing pad. Units are available with either 3” casters or 3” All Terrain glides. Outriggers are standard on all units. Desk units are available in an overall length of 60", 66" or 72".

There are two covered grommets on the shell. Both are on the side in which there is a work surface. One grommet is above the work surface and one is below. All units have a lockable, removable, vented back panel for access to the computer equipment if the rack option is installed.

Locks are standard on all versions and door types. Two break away keys are provided with each lock. Locks are a high security double-bit design.

Instruct® All Terrain® Lectern (AV rack compatible)

Unit dimensions are 22” deep by 22" wide, with a height of 43 3/8” for a unit that has a flat landing pad and 44 7/8” for a unit that has a sloped landing pad. Each unit has one fixed shelf with 6" of clearance above. The back of the shelf is shortened to allow for wire passage. Users have the option of specifying the unit with either a flat or sloped landing pad which is 3/4” laminate with 74P edge. The sloped landing pad has a pencil retainer. There is 3 3/4" of clearance under the flat landing pad. Units are available with either 3” casters or 3” All Terrain glides. Outriggers are standard on all units.

There are four covered grommets on the shell, two per side. All units have a lockable, removable, vented back panel for access to the computer equipment if the rack option is installed.

Locks are standard on all versions and door types. Two break away keys are provided with each lock. Locks are a high security double-bit design.

TECHNICAL SPECIFICATIONS

Finish

Units are cleaned thoroughly and subjected to a phosphate etching process before a hybrid epoxy powder-coat paint is applied.

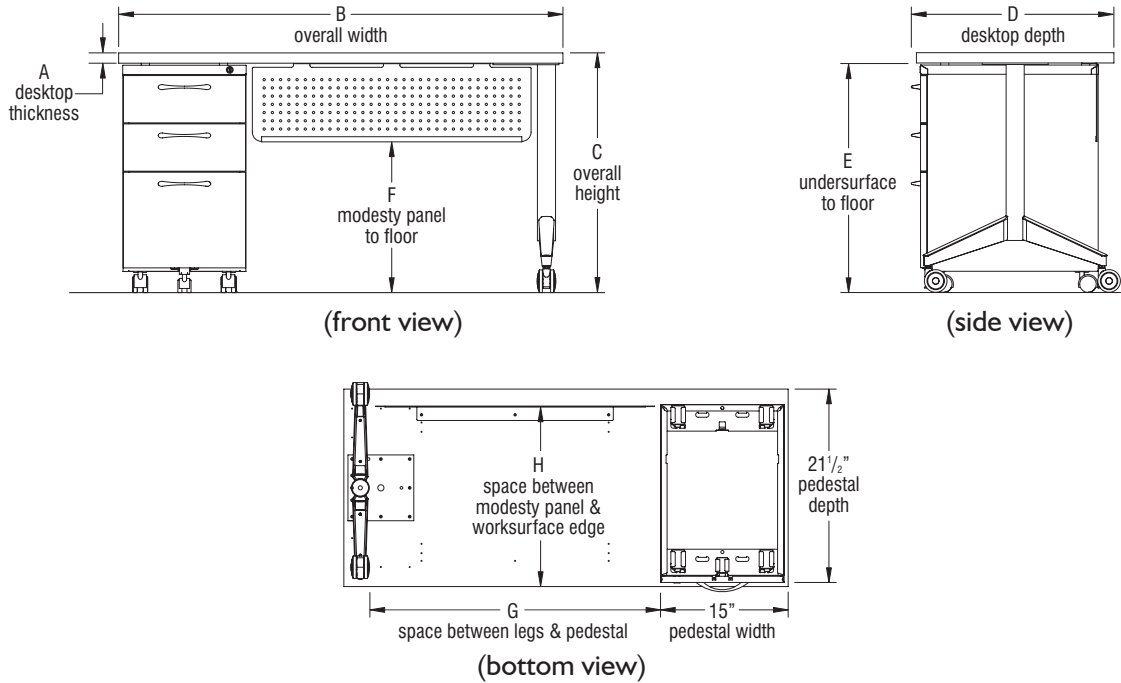
Locks

Locks are standard and feature a high-security double-bit design, keyed different and core removable. There are 1000 different key combinations possible. Specific key combinations are available at no additional charge; however this information must be included with the order. Locks can be master keyed. All locks have removable and interchangeable plugs for on-site custom keying. To install or remove lock plugs a unique extractor key is required. Two KI “break away” keys are standard with each lock.

DIMENSIONS

Instruct® Teacher Pedestal Desk - Rectangular Desktop

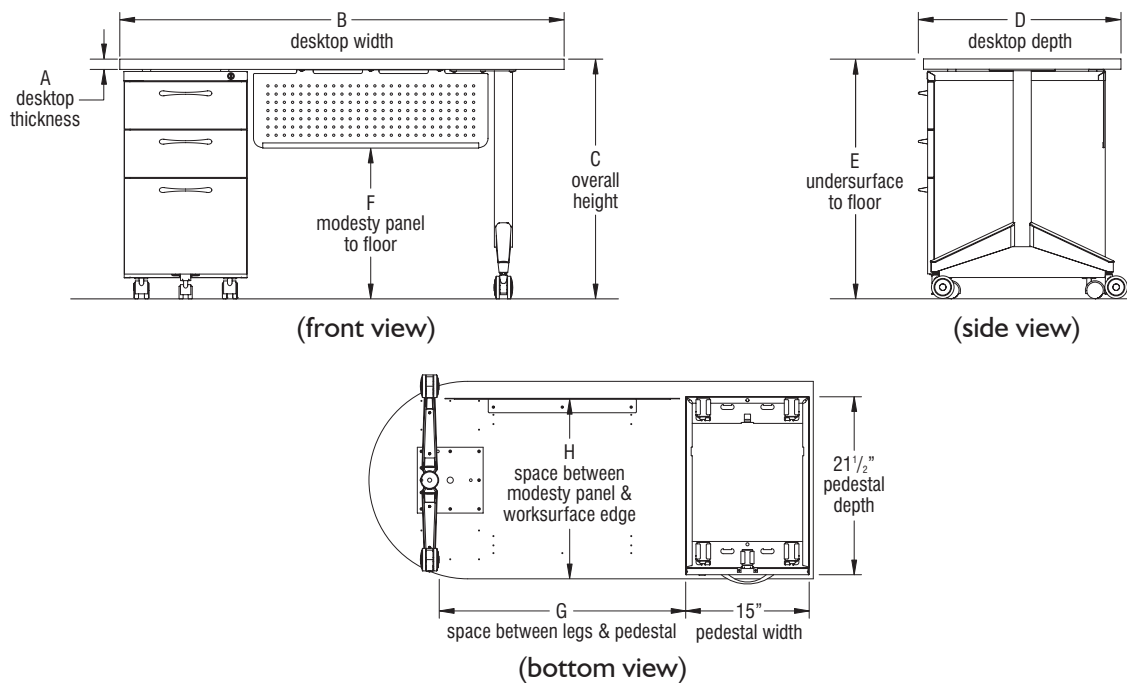
Model Number	A Desktop Thickness	B Overall Width	C Overall Height	D Desktop Depth	E Undersurface to Floor	F Modesty Panel to Floor	G Space Between Leg & Pedestal	H Space Between Modesty Panel & Desk Edge	ADA Compliant
INPRNL2454	1 1/4"	54"	29"	24"	27 1/2"	N/A	35 1/2"	N/A	•
INPRNL2460	1 1/4"	60"	29"	24"	27 1/2"	N/A	41 3/8"	N/A	•
INPRNR2454	1 1/4"	54"	29"	24"	27 1/2"	N/A	35 1/2"	N/A	•
INPRNR2460	1 1/4"	60"	29"	24"	27 1/2"	N/A	41 3/8"	N/A	•
INPRSL2454	1 1/4"	54"	29"	24"	27 1/2"	18 1/4"	35 1/2"	21 7/8"	•
INPRSL2460	1 1/4"	60"	29"	24"	27 1/2"	18 1/4"	41 3/8"	21 7/8"	•
INPRSR2454	1 1/4"	54"	29"	24"	27 1/2"	18 1/4"	35 1/2"	21 7/8"	•
INPRSR2460	1 1/4"	60"	29"	24"	27 1/2"	18 1/4"	41 3/8"	21 7/8"	•
INPRLL2454	1 1/4"	54"	29"	24"	27 1/2"	18 1/4"	35 1/2"	21 1/8"	•
INPRLL2460	1 1/4"	60"	29"	24"	27 1/2"	18 1/4"	41 3/8"	21 1/8"	•
INPRLR2454	1 1/4"	54"	29"	24"	27 1/2"	18 1/4"	35 1/2"	21 1/8"	•
INPRLR2460	1 1/4"	60"	29"	24"	27 1/2"	18 1/4"	41 3/8"	21 1/8"	•
INTRNL2454	1 1/4"	54"	29"	24"	27 1/2"	N/A	35 1/2"	N/A	•
INTRNL2460	1 1/4"	60"	29"	24"	27 1/2"	N/A	41 3/8"	N/A	•
INTRNR2454	1 1/4"	54"	29"	24"	27 1/2"	N/A	35 1/2"	N/A	•
INTRNR2460	1 1/4"	60"	29"	24"	27 1/2"	N/A	41 3/8"	N/A	•
INTRSL2454	1 1/4"	54"	29"	24"	27 1/2"	18 1/4"	35 1/2"	21 7/8"	•
INTRSL2460	1 1/4"	60"	29"	24"	27 1/2"	18 1/4"	41 3/8"	21 7/8"	•
INTRSR2454	1 1/4"	54"	29"	24"	27 1/2"	18 1/4"	35 1/2"	21 7/8"	•
INTRSR2460	1 1/4"	60"	29"	24"	27 1/2"	18 1/4"	41 3/8"	21 7/8"	•
INTRLL2454	1 1/4"	54"	29"	24"	27 1/2"	18 1/4"	35 1/2"	21 1/8"	•
INTRLL2460	1 1/4"	60"	29"	24"	27 1/2"	18 1/4"	41 3/8"	21 1/8"	•
INTRLR2454	1 1/4"	54"	29"	24"	27 1/2"	18 1/4"	35 1/2"	21 1/8"	•
INTRLR2460	1 1/4"	60"	29"	24"	27 1/2"	18 1/4"	41 3/8"	21 1/8"	•



DIMENSIONS

Instruct® Teacher Pedestal Desk - D-Shaped Desktop

Model Number	A Desktop Thickness	B Overall Width	C Overall Height	D Desktop Depth	E Undersurface to Floor	F Modesty Panel to Floor	G Space Between Leg & Pedestal	H Space Between Modesty Panel & Desk Edge	ADA Compliant
INPDNL2454	1 1/4"	54"	29"	24"	27 1/2"	N/A	30"	N/A	•
INPDNL2460	1 1/4"	60"	29"	24"	27 1/2"	N/A	35 1/2"	N/A	•
INPDNR2454	1 1/4"	54"	29"	24"	27 1/2"	N/A	30"	N/A	•
INPDNR2460	1 1/4"	60"	29"	24"	27 1/2"	N/A	35 1/2"	N/A	•
INPDSL2454	1 1/4"	54"	29"	24"	27 1/2"	18 1/4"	30"	21 7/8"	•
INPDSL2460	1 1/4"	60"	29"	24"	27 1/2"	18 1/4"	35 1/2"	21 7/8"	•
INPDSR2454	1 1/4"	54"	29"	24"	27 1/2"	18 1/4"	30"	21 7/8"	•
INPDSR2460	1 1/4"	60"	29"	24"	27 1/2"	18 1/4"	35 1/2"	21 7/8"	•
INPDLL2454	1 1/4"	54"	29"	24"	27 1/2"	18 1/4"	30"	21 1/8"	•
INPDLL2460	1 1/4"	60"	29"	24"	27 1/2"	18 1/4"	35 1/2"	21 1/8"	•
INPDLR2454	1 1/4"	54"	29"	24"	27 1/2"	18 1/4"	30"	21 1/8"	•
INPDLR2460	1 1/4"	60"	29"	24"	27 1/2"	18 1/4"	35 1/2"	21 1/8"	•
INTDNL2454	1 1/4"	54"	29"	24"	27 1/2"	N/A	30"	N/A	•
INTDNL2460	1 1/4"	60"	29"	24"	27 1/2"	N/A	35 1/2"	N/A	•
INTDNR2454	1 1/4"	54"	29"	24"	27 1/2"	N/A	30"	N/A	•
INTDNR2460	1 1/4"	60"	29"	24"	27 1/2"	N/A	35 1/2"	N/A	•
INTDSL2454	1 1/4"	54"	29"	24"	27 1/2"	18 1/4"	30"	21 7/8"	•
INTDSL2460	1 1/4"	60"	29"	24"	27 1/2"	18 1/4"	35 1/2"	21 7/8"	•
INTDSR2454	1 1/4"	54"	29"	24"	27 1/2"	18 1/4"	30"	21 7/8"	•
INTDSR2460	1 1/4"	60"	29"	24"	27 1/2"	18 1/4"	35 1/2"	21 7/8"	•
INTDLL2454	1 1/4"	54"	29"	24"	27 1/2"	18 1/4"	30"	21 1/8"	•
INTDLL2460	1 1/4"	60"	29"	24"	27 1/2"	18 1/4"	35 1/2"	21 1/8"	•
INTDLR2454	1 1/4"	54"	29"	24"	27 1/2"	18 1/4"	30"	21 1/8"	•
INTDLR2460	1 1/4"	60"	29"	24"	27 1/2"	18 1/4"	35 1/2"	21 1/8"	•

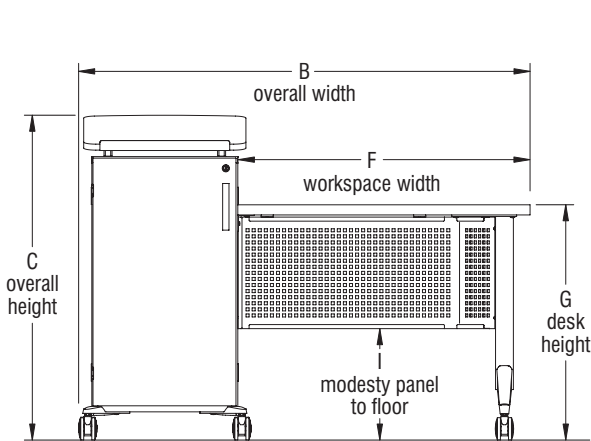




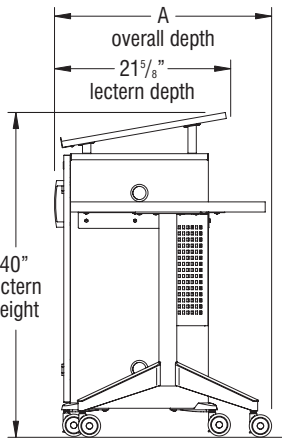
DIMENSIONS

Instruct® All Terrain® Mobile Instructor's Desk

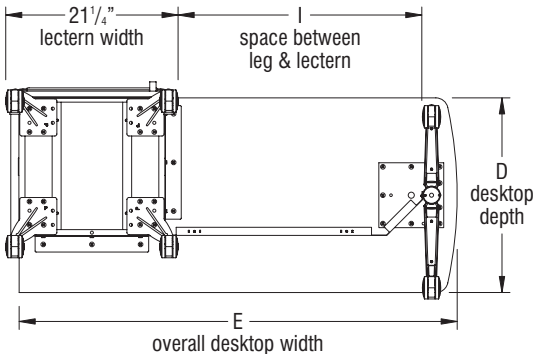
Model Number	A Overall Depth	B Overall Width	C Overall Height	D Desktop Depth	E Overall Desktop Width	F Workspace Width	G Desk Height	H Modesty Panel to Floor	I Space Between Leg & Lectern	ADA Compliant
ATMTDP2454	26 1/2"	55 5/8"	40"	24"	54"	36"	29"	13 3/4"	30 1/4"	•
ATMTDP2460	26 1/2"	61 5/8"	40"	24"	60"	42"	29"	13 3/4"	36 1/4"	•
ATMTDP2466	26 1/2"	67 5/8"	40"	24"	66"	48"	29"	13 3/4"	42 1/4"	•



(front view)



(side view)



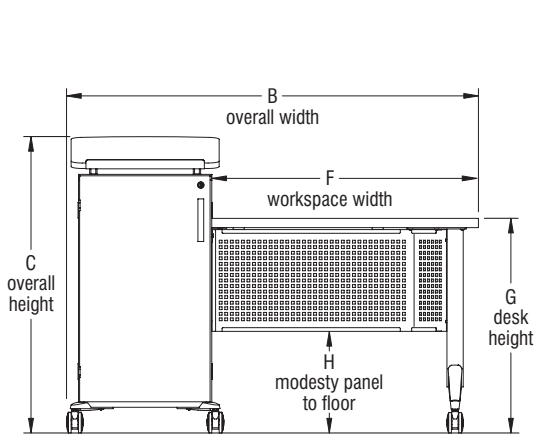
(bottom view)

Note: Lectern dimensions in the chart above represent lecternss with a sloped landing pad. **If the lectern has a flat landing pad, 1 1/2" must be subtracted from the "Lectern Height" and "Overall Height" columns in the chart.**

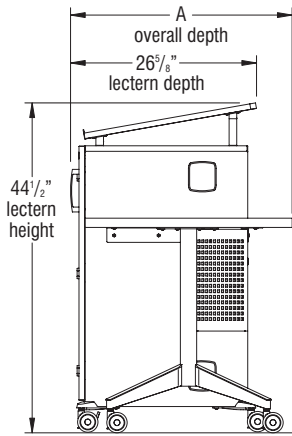
DIMENSIONS

Instruct® All Terrain® Mobile Instructor's Desk (AV rack compatible)

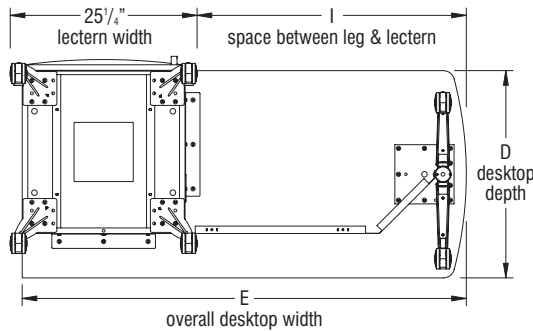
Model Number	A Overall Depth	B Overall Width	C Overall Height	D Desktop Depth	E Overall Desktop Width	F Workspace Width	G Desk Height	H Modesty Panel to Floor	I Space Between Leg & Lectern	ADA Compliant
ATRTDP2860	30"	61 5/8"	44 7/8"	28"	60"	37 7/8"	29"	13 3/4"	32 1/4"	•
ATMTDP2866	30"	67 5/8"	44 7/8"	28"	66"	43 7/8"	29"	13 3/4"	38 1/4"	•
ATMTDP2872	30"	73 5/8"	44 7/8"	28"	72"	49 7/8"	29"	13 3/4"	44 1/4"	•



(front view)



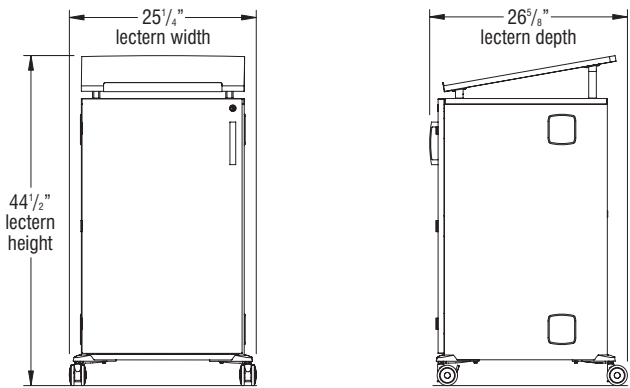
(side view)



(bottom view)


Note: Lectern dimensions in the chart above represent lecternss with a sloped landing pad. **If the lectern has a flat landing pad, 1 1/2" must be subtracted from the "Lectern Height" and "Overall Height" columns in the chart.**

Instruct® All Terrain® Lectern (AV rack compatible)



(front view)

(side view)



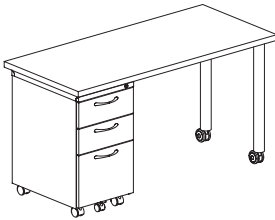
(top view)

Note: Lectern dimensions in the chart above represent lecterns with a sloped landing pad. **If the lectern has a flat landing pad, 1 1/2" must be subtracted from the "Lectern Height" dimension illustrations.**

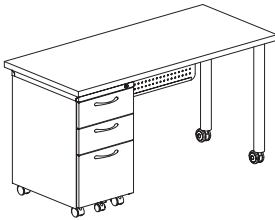


STATEMENT OF LINE

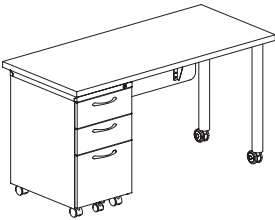
Instruct® Teacher Pedestal Desk - Rectangular Desktop



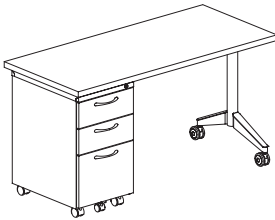
Instruct Teacher Pedestal Desk - Left-Hand
(rectangular desktop & Pillar post legs)
INPRNL2454
INPRNL2460




Instruct Teacher Pedestal Desk - Left-Hand
(rectangular desktop, Pillar post legs & steel modesty panel)
INPRSL2454
INPRSL2460



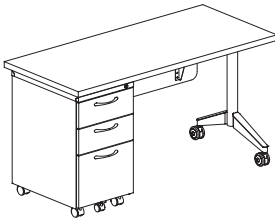
Instruct Teacher Pedestal Desk - Left-Hand
(rectangular desktop, Pillar post legs & laminate modesty panel)
INPRL2454
INPRL2460



Instruct Teacher Pedestal Desk - Left-Hand
(rectangular desktop & Pirouette T-leg)
INTRNL2454
INTRNL2460



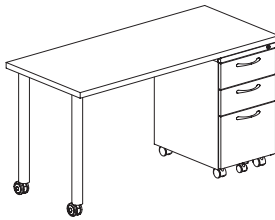
Instruct Teacher Pedestal Desk - Left-Hand
(rectangular desktop, Pirouette T-leg & steel modesty panel)
INTRSL2454
INTRSL2460



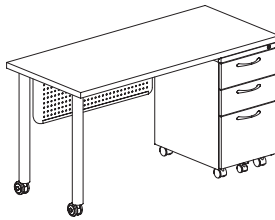
Instruct Teacher Pedestal Desk - Left-Hand
(rectangular desktop, Pirouette T-leg & laminate modesty panel)
INTRLL2454
INTRLL2460

STATEMENT OF LINE

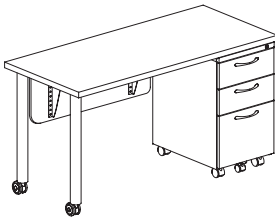
Instruct® Teacher Pedestal Desk - Rectangular Desktop



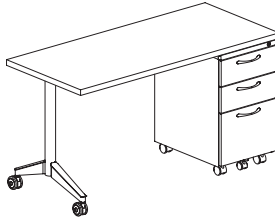
Instruct Teacher Pedestal Desk - Right-Hand
(rectangular desktop & Pillar post legs)
INPRNR2454
INPRNR2460



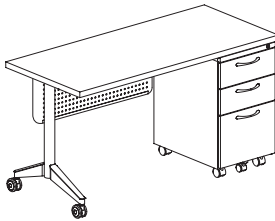
Instruct Teacher Pedestal Desk - Right-Hand
(rectangular desktop, Pillar post legs & steel modesty panel)
INPRSR2454
INPRSR2460



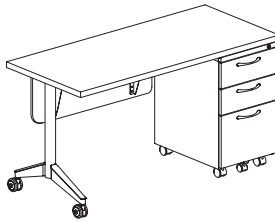
Instruct Teacher Pedestal Desk - Right-Hand
(rectangular desktop, Pillar post legs & laminate modesty panel)
INPRLR2454
INPRLR2460



Instruct Teacher Pedestal Desk - Right-Hand
(rectangular desktop & Pirouette T-leg)
INTRNR2454
INTRNR2460



Instruct Teacher Pedestal Desk - Right-Hand
(rectangular desktop, Pirouette T-leg & steel modesty panel)
INTRSR2454
INTRSR2460



Instruct Teacher Pedestal Desk - Right-Hand
(rectangular desktop, Pirouette T-leg & laminate modesty panel)
INTRLR2454
INTRLR2460

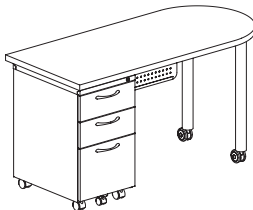


STATEMENT OF LINE

Instruct® Teacher Pedestal Desk - D-Shaped Desktop



Instruct Teacher Pedestal Desk - Left-Hand
(D-shaped desktop & Pillar post legs)
INPDNL2454
INPDNL2460



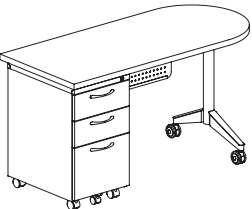
Instruct Teacher Pedestal Desk - Left-Hand
(D-shaped desktop, Pillar post legs & steel modesty panel)
INPDSL2454
INPDSL2460



Instruct Teacher Pedestal Desk - Left-Hand
(D-shaped desktop, Pillar post legs & laminate modesty panel)
INPDLL2454
INPDLL2460



Instruct Teacher Pedestal Desk - Left-Hand
(D-shaped desktop & Pirouette T-leg)
INTDNL2454
INTDNL2460



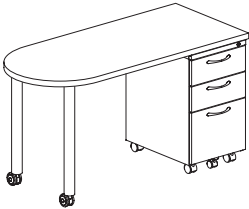
Instruct Teacher Pedestal Desk - Left-Hand
(D-shaped desktop, Pirouette T-leg & steel modesty panel)
INTDSL2454
INTDSL2460



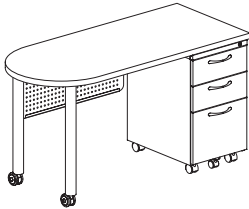
Instruct Teacher Pedestal Desk - Left-Hand
(D-shaped desktop, Pirouette T-leg & laminate modesty panel)
INTDLL2454
INTDLL2460

STATEMENT OF LINE

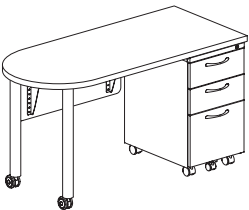
Instruct® Teacher Pedestal Desk - D-Shaped Desktop



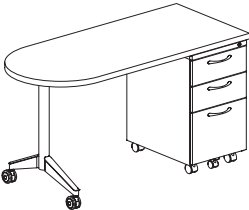
Instruct Teacher Pedestal Desk - Right-Hand
(D-shaped desktop & Pillar post legs)
INPDNR2454
INPDNR2460



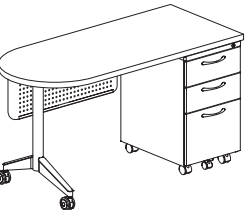
Instruct Teacher Pedestal Desk - Right-Hand
(D-shaped desktop, Pillar post legs & steel modesty panel)
INPDSR2454
INPDSR2460



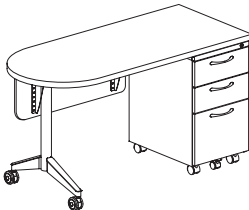
Instruct Teacher Pedestal Desk - Right-Hand
(D-shaped desktop, Pillar post legs & laminate modesty panel)
INPDLR2454
INPDLR2460



Instruct Teacher Pedestal Desk - Right-Hand
(D-shaped desktop & Pirouette T-leg)
INTDNR2454
INTDNR2460

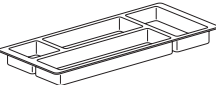


Instruct Teacher Pedestal Desk - Right-Hand
(D-shaped desktop, Pirouette T-leg & steel modesty panel)
INTDSR2454
INTDSR2460



Instruct Teacher Pedestal Desk - Right-Hand
(D-shaped desktop, Pirouette T-leg & laminate modesty panel)
INTDLR2454
INTDLR2460

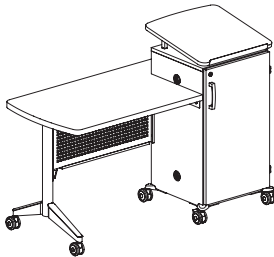
Instruct® Teacher Pedestal Desk - Pencil Tray



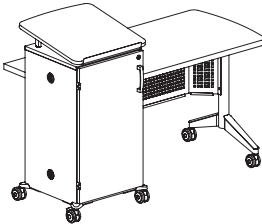


STATEMENT OF LINE

Instruct® All Terrain® Mobile Instructor's Desk

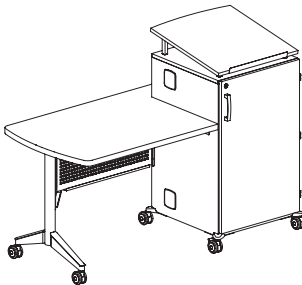


All Terrain Mobile Instructor's Desk
(Worksurface Left)
ATMTD2454-WSL

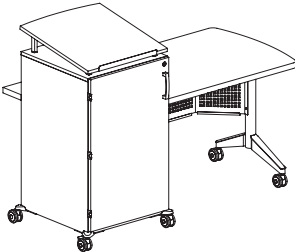


All Terrain Mobile Instructor's Desk
(Worksurface Right)
ATMTD2454-WSR

Instruct® All Terrain® Instructor's Desk (AV rack compatible)

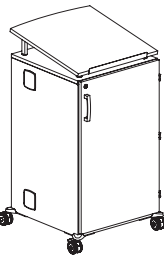


All Terrain Mobile Instructor's Desk
(AV Rack Compatible) (Worksurface Left)
ATRTD2860-WSL



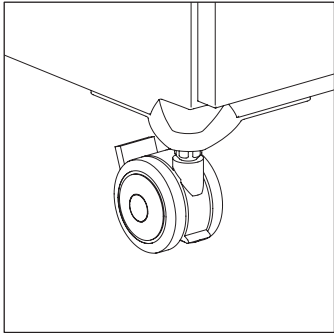
All Terrain Mobile Instructor's Desk
(AV Rack Compatible) (Worksurface Right)
ATRTD2860-WSR

Instruct® All Terrain® Lectern (AV rack compatible)

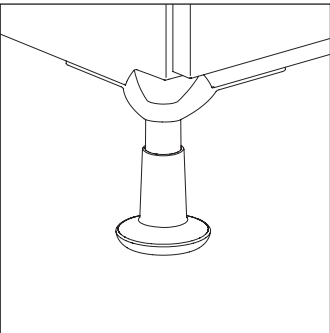


All Terrain Storage Tower
(AV Rack Compatible) (Sloped Landing Pad)
ATRL2222

All Terrain® - Casters or Glides



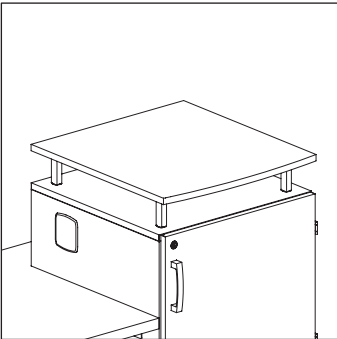
Caster



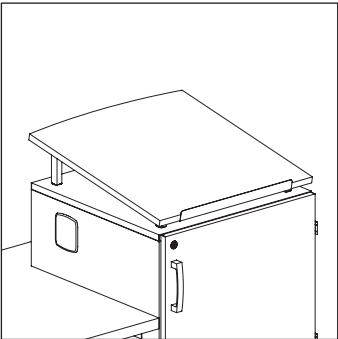
Glide

STATEMENT OF LINE

All Terrain® - Land Pads

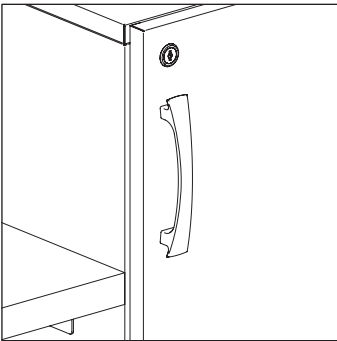


Flat Landing Pad

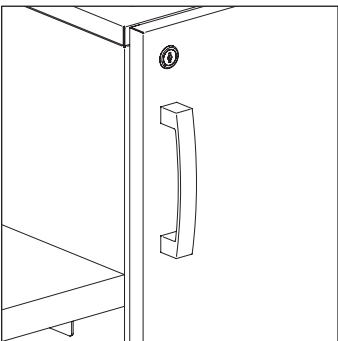


Sloped Landing Pad

All Terrain® - Pulls

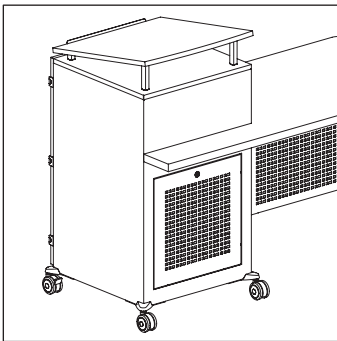


Bowtie Pull



Metric Pull

All Terrain® - Vented Back Panel (AV rack compatible)



Vented Back Panel (AV rack compatible)



All Terrain®, All Terrain® Mobile, All Terrain® AV Rack Compatible, 700 Series®, WorkZone Instructors Desks, Instruct Teacher Pedestal Desk and All Terrain Binder Towers

Surface Finish

Beigewood	LBZ
Belair	LBQ
Biltmore Cherry	LBT
Black	LBK
Brighton Walnut	LBW
Canyon Zephyr	LCA
Castle Oak	LCO
Casual Linen	LCU
Cherry Storm	LCX
Classic Linen	LCI
Cloud Zephyr	LCL
Cocobala	LCC
Crisp Linen	LRI
Desert Zephyr	LDZ
Designer White	LDR
Dove Grey	LDG
Flax Linen	LXF
Florence Walnut	LFC
Forged Steel	LOL
Friston Ash	LFH
Frosty White	LFW
Graphite Nebula	LGN
Grey	LGE
High Rise	LHE
Hollyberry	LHY
Island	LID
Italian Silver Ash	LIT
Kensington Maple	LKM
Lapis Blue	LLB
Markerboard White	LMK
Misted Zephyr	LMR
Monticello Maple	LMT
North Sea	LNA
Ocean	LON
Pearl Bisque	LPB
Pinnacle Walnut	LPW
Pressed Linen	LPR
River Cherry	LRY
Satin Stainless	LSS
Shadow Zephyr	LSR
Silicon evolv	LSV
Sterling Ash	LAZ
Tailored Linen	LTL
Titanium Evolv	LTV
White Nebula	LWL
White Sand	LWN
Windsor Mahogany	LWY

All Terrain® Mobile, All Terrain® Mobile AV Rack Com-patilbe, Instruct Teacher Pedestal Desk

Edge Color

Beigewood	EBZ
Belair	EBQ
Biltmore Cherry	EBT
Black	EBL
Blue Grey	EGR
Brighton Walnut	EBW
Castle Oak	ECO
Cayenne	ECY
Cherry Storm	ECX
Cocobala	ECC
Cool Grey	ECG
Designer White	EDR
Earthen Clay	EEY
Everglade Shade	EEV
Flannel	EFN
Florence Walnut	EFC
Friston Ash	EFH
Frosty White	EFW
Hazy Jade	EHJ
Honey Bee	EHY
Italian Silver Ash	EIT
Kensington Maple	EKM
Light Tone	ELG
Mardi Gras	EMG
Misty Brown	EMY
Monticello Maple	EMT
Multiplex	EMB
Nemo	ENE
Nordic	END
Pinnacle Walnut	EPW
Poppy Red	EPR
Purple Haze	EPH
Rainforest	ERQ
River Cherry	ERY
Rubber Ducky	ERK
Sand	ESA
Sky Blue	ESK
Sterling Ash	EAZ
Surf's Up	ESP
Tarragon	ETQ
Twilight Shadow	ETI
Ultra Blue	EUB
Warm Grey	EWG
Windsor Mahogany	EWY
Zesty Lime	EZL

All Terrain®, All Terrain® Mobile, 700 Series® Instruc-tors Desk, All Terrain® Binder Towers, Instruct Teacher Pedestal Desk and WorkZone® Instructors Desk

Unit Color

Black	BL
Blue Grey	GR
Bronze Metallic	ZM
Cayenne	CY
Champagne Metallic	CM
Cool Grey	CG
Cottonwood	CO
Earthen Clay	EY
Espresso Metallic	EX
Everglade Shade	EV
Flannel	FN
Glitz Metallic	GZ
Hazy Jade	HJ
Honey Bee	HY
Light Tone	LG
Mardi Gras	MG
Misty Brown	MY
Nemo	NE
Nordic	ND
Poppy Red	PR
Purple Haze	PH
Rainforest	RQ
Raw Jasper	RJ
Rubber Ducky	RK
Sand	SA
Sky Blue	SK
Starlight Silver Metallic	SX
Surf's Up	SP
Tarragon	TQ
Twilight Shadow	TI
Ultra Blue	UB
Warm Grey	WG
Zesty Lime	ZL

Custom white silver & metallic paints specified on 700 Series files and storage units incur a 5% list price upcharge.

Side Grommet Color

Black side grommet	TBL
Blue Grey side grommet	TGR
Cool Grey side grommet	TCG
Light Tone side grommet	TLG
Misty Brown side grommet	TMY
Sand side grommet	TSA
Translucent side grommet	TTR
Warm Grey side grommet	TWG

WorkZone® Instructors Desk

Unit Color

Black	BL
Blue Grey	GR
Champagne Metallic	CM
Cool Grey	CG
Espresso Metallic	EX
Light Tone	LG
Misty Brown	MY
Sand	SA
Starlight Silver Metallic	SX
Warm Grey	WG

For the exceptions, the plastic components for EX paint receives BL plastic, MZ paint receives SA plastic and SX paint receives WG plastic.

*Surface grommets will match the base trim color as noted in rules above.

Insert/Trough Color

Black insert	IBL
Blue Grey insert	IGR
Cool Grey insert	ICG
Light Tone insert	ILG
Misty Brown insert	IMY
Sand insert	ISA
Warm Grey insert	IWG

WorkZone Instructor's Desk

Edge Color

Beigewood	SBZ
Belair	EBQ
Biltmore Cherry	EBT
Black	EBL
Blue Grey	EGR
Brighton Walnut	EBW
Castle Oak	ECO
Cherry Storm	ECX
Cocobala	ECC
Cool Grey	ECG
Designer White	SDR
Earthen Clay	EEY
Everglade Shade	EEV
Flannel	EFN
Florence Walnut	EFC
Friston Ash	EFH
Frosty White	EFW
Hazy Jade	EHJ
Italian Silver Ash	EIT
Kensington Maple	EKM
Light Tone	ELG
Misty Brown	EMY
Monticello Maple	EMT
Multiplex	EMB
Pinnacle Walnut	SPW
Rainforest	ERQ

River Cherry	ERY
Sand	ESA
Sterling Ash	EAZ
Tarragon	ETQ
Twilight Shadow	ETI
Warm Grey	EWG
Windsor Mahogany	EWY

For the exceptions, the plastic components for EX paint receives BL plastic, MZ paint receives SA plastic and SX paint receives WG plastic.

*Surface grommets will match the base trim color as noted in rules above.

Lock Color

Black	BLL
Satin Chrome	SCL

Finish Cards

View color swatches for items listed within this document.

Paints

Plastics/Poly

Wood/Veneer

Laminates

Molded Edges

Edge Styles

Hard Plastics

Glass

Certain options referenced may not be available on GSA Schedule.


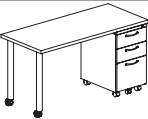
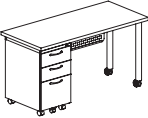
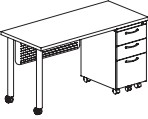
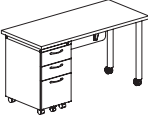

Instruct® Classroom Furniture (Freight Excluded)

Instruct® Teacher Pedestal Desk



Instruct® Classroom Furniture (Freight Excluded)

Instruct® Teacher Pedestal Desk

		MODEL NUMBER									
	MODEL	D x W x H	Basic Model	Pull Option	Surface Finish	Edge Color	Unit Color	Lock Option	Lock Color	Approx. Packaged Weight	Freight Excluded Pricing
 INPRN	Rectangle, Post-Leg, No Modesty Panel, Box/Box/File Ped. on Left	24x54x29	INPRNL2454	□□□□	□□	□□	□□	□□□	□□□	142.0#	\$ 1275
		24x60x29	INPRNL2460	□□□□	□□	□□	□□	□□□	□□□	147.0#	1275
	• Locking casters										
	• Includes pencil tray										
	• Predrilled for non-handed installation										
 INPRN	Rectangle, Post-Leg, No Modesty Panel, Box/Box/File Ped. on Right	24x54x29	INPRNR2454	□□□□	□□	□□	□□	□□□	□□□	142.0#	\$ 1275
		24x60x29	INPRNR2460	□□□□	□□	□□	□□	□□□	□□□	147.0#	1275
	• Locking casters										
	• Includes pencil tray										
	• Predrilled for non-handed installation										
 INPRS	Rectangle, Post-Leg, Steel Modesty Panel, Box/Box/File Ped. on Left	24x54x29	INPRSL2454	□□□□	□□	□□	□□	□□□	□□□	153.0#	\$ 1400
		24x60x29	INPRSL2460	□□□□	□□	□□	□□	□□□	□□□	160.0#	1400
	• Locking casters										
	• Includes pencil tray										
	• Predrilled for non-handed installation										
 INPRS	Rectangle, Post-Leg, Steel Modesty Panel, Box/Box/File Ped. on Right	24x54x29	INPRSR2454	□□□□	□□	□□	□□	□□□	□□□	153.0#	\$ 1400
		24x60x29	INPRSR2460	□□□□	□□	□□	□□	□□□	□□□	160.0#	1400
	• Locking casters										
	• Includes pencil tray										
	• Predrilled for non-handed installation										
 INPRL	Rectangle, Post-Leg, Laminate Modesty Panel, Box/Box/File Ped. on Left	24x54x29	INPRL2454	□□□□	□□	□□	□□	□□□	□□□	150.0#	\$ 1500
		24x60x29	INPRL2460	□□□□	□□	□□	□□	□□□	□□□	156.0#	1500
	• Locking casters										
	• Includes pencil tray										
	• Predrilled for non-handed installation										
 INPRL	Rectangle, Post-Leg, Laminate Modesty Panel, Box/Box/File Ped. on Right	24x54x29	INPRLR2454	□□□□	□□	□□	□□	□□□	□□□	150.0#	\$ 1500
		24x60x29	INPRLR2460	□□□□	□□	□□	□□	□□□	□□□	156.0#	1500
	• Locking casters										
	• Includes pencil tray										
	• Predrilled for non-handed installation										
	• 9.5"H modesty. Laminate and edge match worksurface										
			A	B	C	D	E	F	G		

HOW TO ORDER

- Indicate the following information on order form:
- Quantity of each item.
 - Model number, including options. See “How To Build a Model Number”.
 - Any special service required.

Note: • The ☐ indicates that a choice is required.

- The absence of the ☐ indicates that no choice is required.
- Alpha-numeric characters in place of ☐ indicate that no other alternatives are available.

HOW TO BUILD A MODEL NUMBER

- A** Select basic model.
- | | |
|-------------|-----------------------------|
| S6 | - Beveled pull Black |
| S5 | - Beveled pull Satin Chrome |
| CLSC | - Classic (inset pull) |
| USP | - Nickel Arc |
| S3 | - Polished aluminum bow tie |
| S2 | - Polished aluminum metric |
| CZP | - Connection Zone pull |
- C** Select surface finish.
Refer to the **Product Color Options** page in this price list.
- D** Select edge color.
Refer to the **Product Color Options** page in this price list.
- E** Select unit color.
Refer to the **Product Color Options** page in this price list.

- F** Select lock option.
- | | |
|------------|----------------|
| KS | - Key standard |
| NLC | - No lock core |
| KA | - Key alike |
- G** Select lock color.
Refer to the **Product Color Options** page in this price list.

SPECIAL SERVICES

Special Carton Marking

With specially marked information N/C

Shipping
Ships **knocked down, FOB Pembroke, ON K8A 0E1, freight excluded.** Freight class 100.

Specifications and prices are subject to change without prior notice.


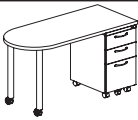

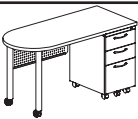
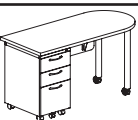
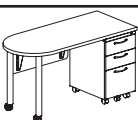
Instruct® Classroom Furniture (Freight Excluded)

Instruct® Teacher Pedestal Desk



Instruct® Classroom Furniture (Freight Excluded)

Instruct® Teacher Pedestal Desk

			MODEL NUMBER								
			Basic Model	Pull Option	Surface Finish	Edge Color	Unit Color	Lock Option	Lock Color		
 INPDN	D-Shape, Post-Leg, No Modesty Panel, Box/Box/File Ped. on Left <ul style="list-style-type: none">• Locking casters• Includes pencil tray• Predrilled for non-handed installation	24x54x29	INPDNL2454	□□□□	□□	□□	□□	□□□	□□□	142.0#	\$ 1275
		24x60x29	INPDNL2460	□□□□	□□	□□	□□	□□□	□□□	147.0#	1275
 INPDN	D-Shape, Post-Leg, No Modesty Panel, Box/Box/File Ped. on Right <ul style="list-style-type: none">• Locking casters• Includes pencil tray• Predrilled for non-handed installation	24x54x29	INPDNR2454	□□□□	□□	□□	□□	□□□	□□□	142.0#	\$ 1275
		24x60x29	INPDNR2460	□□□□	□□	□□	□□	□□□	□□□	147.0#	1275
 INPDS	D-Shape, Post-Leg, Steel Modesty Panel, Box/Box/File Ped. on Left <ul style="list-style-type: none">• Locking casters• Includes pencil tray• Predrilled for non-handed installation• 9.5"H perforated modesty dual purposes as a pegboard	24x54x29	INPDSL2454	□□□□	□□	□□	□□	□□□	□□□	151.0#	\$ 1400
		24x60x29	INPDSL2460	□□□□	□□	□□	□□	□□□	□□□	158.0#	1400
 INPDS	D-Shape, Post-Leg, Steel Modesty Panel, Box/Box/File Ped. on Right <ul style="list-style-type: none">• Locking casters• Includes pencil tray• Predrilled for non-handed installation• 9.5"H perforated modesty dual purposes as a pegboard	24x54x29	INPDSR2454	□□□□	□□	□□	□□	□□□	□□□	151.0#	\$ 1400
		24x60x29	INPDSR2460	□□□□	□□	□□	□□	□□□	□□□	158.0#	1400
 INPDL	D-Shape, Post-Leg, Laminate Modesty Panel, Box/Box/File Ped. on Left <ul style="list-style-type: none">• Locking casters• Includes pencil tray• Predrilled for non-handed installation• 9.5"H modesty. Laminate and edge match worksurface	24x54x29	INPDLL2454	□□□□	□□	□□	□□	□□□	□□□	149.0#	\$ 1500
		24x60x29	INPDLL2460	□□□□	□□	□□	□□	□□□	□□□	155.0#	1500
 INPDL	D-Shape, Post-Leg, Laminate Modesty Panel, Box/Box/File Ped. on Right <ul style="list-style-type: none">• Locking casters• Includes pencil tray• Predrilled for non-handed installation• 9.5"H modesty. Laminate and edge match worksurface	24x54x29	INPDLR2454	□□□□	□□	□□	□□	□□□	□□□	149.0#	\$ 1500
		24x60x29	INPDLR2460	□□□□	□□	□□	□□	□□□	□□□	155.0#	1500

A

B

C

D

E

F

G

HOW TO ORDER

- Indicate the following information on order form:
- Quantity of each item.
 - Model number, including options. See “How To Build a Model Number”.
 - Any special service required.

Note:

- The ☐ indicates that a choice is required.
- The absence of the ☐ indicates that no choice is required.
- Alpha-numeric characters in place of ☐ indicate that no other alternatives are available.

HOW TO BUILD A MODEL NUMBER

- A**Select basic model.
- | | |
|-------------|-----------------------------|
| S6 | - Beveled pull Black |
| S5 | - Beveled pull Satin Chrome |
| CLSC | - Classic (inset pull) |
| USP | - Nickel Arc |
| S3 | - Polished aluminum bow tie |
| S2 | - Polished aluminum metric |
| CZP | - Connection Zone pull |
- C**Select surface finish.
Refer to the **Product Color Options** page in this price list.
- D**Select edge color.
Refer to the **Product Color Options** page in this price list.
- E**Select unit color.
Refer to the **Product Color Options** page in this price list.

- F**Select lock option.
- | | |
|------------|----------------|
| KS | - Key standard |
| NLC | - No lock core |
| KA | - Key alike |
- G**Select lock color.
Refer to the **Product Color Options** page in this price list.

SPECIAL SERVICES

Special Carton Marking

With specially marked information N/C

Shipping
Ships **knocked down, FOB Pembroke, ON K8A 0E1, freight excluded.** Freight class 100.

Specifications and prices are subject to change without prior notice.







Instruct® Classroom Furniture (Freight Excluded)

Instruct® Teacher Pedestal Desk



Instruct® Classroom Furniture (Freight Excluded)

Instruct® Teacher Pedestal Desk

			MODEL NUMBER								
	MODEL	D x W x H	Basic Model	Pull Option	Surface Finish	Edge Color	Unit Color	Lock Option	Lock Color	Approx. Packaged Weight	Freight Excluded Pricing
 INTRN	Rectangle, T-Leg, No Modesty Panel, Box/Box/File Ped. on Left <ul style="list-style-type: none">• Locking casters• Includes pencil tray• Predrilled for non-handed installation	24x54x29	INTRNL2454	□□□□	□□	□□	□□	□□□	□□□	136.0#	\$ 1300
		24x60x29	INTRNL2460	□□□□	□□	□□	□□	□□□	□□□	141.0#	1300
 INTRN	Rectangle, T-Leg, No Modesty Panel, Box/Box/File Ped. on Right <ul style="list-style-type: none">• Locking casters• Includes pencil tray• Predrilled for non-handed installation	24x54x29	INTRNR2454	□□□□	□□	□□	□□	□□□	□□□	136.0#	\$ 1300
		24x60x29	INTRNR2460	□□□□	□□	□□	□□	□□□	□□□	141.0#	1300
 INTRS	Rectangle, T-Leg, Steel Modesty Panel, Box/Box/File Ped. on Left <ul style="list-style-type: none">• Locking casters• Includes pencil tray• Predrilled for non-handed installation• 9.5"H perforated modesty dual purposes as a pegboard	24x54x29	INTRSL2454	□□□□	□□	□□	□□	□□□	□□□	147.0#	\$ 1450
		24x60x29	INTRSL2460	□□□□	□□	□□	□□	□□□	□□□	154.0#	1450
 INTRS	Rectangle, T-Leg, Steel Modesty Panel, Box/Box/File Ped. on Right <ul style="list-style-type: none">• Locking casters• Includes pencil tray• Predrilled for non-handed installation• 9.5"H perforated modesty dual purposes as a pegboard	24x54x29	INTRSR2454	□□□□	□□	□□	□□	□□□	□□□	147.0#	\$ 1450
		24x60x29	INTRSR2460	□□□□	□□	□□	□□	□□□	□□□	154.0#	1450
 INTRL	Rectangle, T-Leg, Laminate Modesty Panel, Box/Box/File Ped. on Left <ul style="list-style-type: none">• Locking casters• Includes pencil tray• Predrilled for non-handed installation• 9.5"H modesty. Laminate and edge match worksurface	24x54x29	INTRLL2454	□□□□	□□	□□	□□	□□□	□□□	144.0#	\$ 1525
		24x60x29	INTRLL2460	□□□□	□□	□□	□□	□□□	□□□	150.0#	1525
 INTRL	Rectangle, T-Leg, Laminate Modesty Panel, Box/Box/File Ped. on Right <ul style="list-style-type: none">• Locking casters• Includes pencil tray• Predrilled for non-handed installation• 9.5"H modesty. Laminate and edge match worksurface	24x54x29	INTRLR2454	□□□□	□□	□□	□□	□□□	□□□	144.0#	\$ 1525
		24x60x29	INTRLR2460	□□□□	□□	□□	□□	□□□	□□□	150.0#	1525

A

B

C

D

E

F

G

HOW TO ORDER

- Indicate the following information on order form:
- Quantity of each item.
 - Model number, including options. See “How To Build a Model Number”.
 - Any special service required.

Note:

- The ☐ indicates that a choice is required.
- The absence of the ☐ indicates that no choice is required.
- Alpha-numeric characters in place of ☐ indicate that no other alternatives are available.

HOW TO BUILD A MODEL NUMBER

- A**Select basic model.
- | | |
|-------------|-----------------------------|
| S6 | - Beveled pull Black |
| S5 | - Beveled pull Satin Chrome |
| CLSC | - Classic (inset pull) |
| USP | - Nickel Arc |
| S3 | - Polished aluminum bow tie |
| S2 | - Polished aluminum metric |
| CZP | - Connection Zone pull |
- C**Select surface finish.
Refer to the **Product Color Options** page in this price list.
- D**Select edge color.
Refer to the **Product Color Options** page in this price list.
- E**Select unit color.
Refer to the **Product Color Options** page in this price list.

- F**Select lock option.
- | | |
|------------|----------------|
| KS | - Key standard |
| NLC | - No lock core |
| KA | - Key alike |
- G**Select lock color.
Refer to the **Product Color Options** page in this price list.

SPECIAL SERVICES

Special Carton Marking

With specially marked information N/C

Shipping
Ships **knocked down, FOB Pembroke, ON K8A 0E1, freight excluded.** Freight class 100.

Specifications and prices are subject to change without prior notice.







Instruct® Classroom Furniture (Freight Excluded)

Instruct® Teacher Pedestal Desk



Instruct® Classroom Furniture (Freight Excluded)

Instruct® Teacher Pedestal Desk

			MODEL NUMBER									
			Basic Model	Pull Option	Surface Finish	Edge Color	Unit Color	Lock Option	Lock Color			
	MODEL	D x W x H								Approx. Packaged Weight	Freight Excluded Pricing	
	D-Shape, T-Leg, No Modesty Panel, Box/Box/File Ped. on Left <ul style="list-style-type: none">• Locking casters• Includes pencil tray• Predrilled for non-handed installation	24x54x29	INTDNL2454	<input type="checkbox"/> <input type="checkbox"/> <input type="checkbox"/> <input type="checkbox"/>	<input type="checkbox"/> <input type="checkbox"/>	<input type="checkbox"/> <input type="checkbox"/>	<input type="checkbox"/> <input type="checkbox"/>	<input type="checkbox"/> <input type="checkbox"/>	<input type="checkbox"/> <input type="checkbox"/>	136.0#	\$ 1300	
		24x60x29	INTDNL2460	<input type="checkbox"/> <input type="checkbox"/> <input type="checkbox"/> <input type="checkbox"/>	<input type="checkbox"/> <input type="checkbox"/>	<input type="checkbox"/> <input type="checkbox"/>	<input type="checkbox"/> <input type="checkbox"/>	<input type="checkbox"/> <input type="checkbox"/>	<input type="checkbox"/> <input type="checkbox"/>	141.0#	1300	
INTDN												
	D-Shape, T-Leg, No Modesty Panel, Box/Box/File Ped. on Right <ul style="list-style-type: none">• Locking casters• Includes pencil tray• Predrilled for non-handed installation	24x54x29	INTDNR2454	<input type="checkbox"/> <input type="checkbox"/> <input type="checkbox"/> <input type="checkbox"/>	<input type="checkbox"/> <input type="checkbox"/>	<input type="checkbox"/> <input type="checkbox"/>	<input type="checkbox"/> <input type="checkbox"/>	<input type="checkbox"/> <input type="checkbox"/>	<input type="checkbox"/> <input type="checkbox"/>	136.0#	\$ 1300	
		24x60x29	INTDNR2460	<input type="checkbox"/> <input type="checkbox"/> <input type="checkbox"/> <input type="checkbox"/>	<input type="checkbox"/> <input type="checkbox"/>	<input type="checkbox"/> <input type="checkbox"/>	<input type="checkbox"/> <input type="checkbox"/>	<input type="checkbox"/> <input type="checkbox"/>	<input type="checkbox"/> <input type="checkbox"/>	141.0#	1300	
INTDN												
	D-Shape, T-Leg, Steel Modesty Panel, Box/Box/File Ped. on Left <ul style="list-style-type: none">• Locking casters• Includes pencil tray• Predrilled for non-handed installation• 9.5"H perforated modesty dual purposes as a pegboard	24x54x29	INTDSL2454	<input type="checkbox"/> <input type="checkbox"/> <input type="checkbox"/> <input type="checkbox"/>	<input type="checkbox"/> <input type="checkbox"/>	<input type="checkbox"/> <input type="checkbox"/>	<input type="checkbox"/> <input type="checkbox"/>	<input type="checkbox"/> <input type="checkbox"/>	<input type="checkbox"/> <input type="checkbox"/>	146.0#	\$ 1450	
		24x60x29	INTDSL2460	<input type="checkbox"/> <input type="checkbox"/> <input type="checkbox"/> <input type="checkbox"/>	<input type="checkbox"/> <input type="checkbox"/>	<input type="checkbox"/> <input type="checkbox"/>	<input type="checkbox"/> <input type="checkbox"/>	<input type="checkbox"/> <input type="checkbox"/>	<input type="checkbox"/> <input type="checkbox"/>	153.0#	1450	
INTDS												
	D-Shape, T-Leg, Steel Modesty Panel, Box/Box/File Ped. on Right <ul style="list-style-type: none">• Locking casters• Includes pencil tray• Predrilled for non-handed installation• 9.5"H perforated modesty dual purposes as a pegboard	24x54x29	INTDSR2454	<input type="checkbox"/> <input type="checkbox"/> <input type="checkbox"/> <input type="checkbox"/>	<input type="checkbox"/> <input type="checkbox"/>	<input type="checkbox"/> <input type="checkbox"/>	<input type="checkbox"/> <input type="checkbox"/>	<input type="checkbox"/> <input type="checkbox"/>	<input type="checkbox"/> <input type="checkbox"/>	146.0#	\$ 1450	
		24x60x29	INTDSR2460	<input type="checkbox"/> <input type="checkbox"/> <input type="checkbox"/> <input type="checkbox"/>	<input type="checkbox"/> <input type="checkbox"/>	<input type="checkbox"/> <input type="checkbox"/>	<input type="checkbox"/> <input type="checkbox"/>	<input type="checkbox"/> <input type="checkbox"/>	<input type="checkbox"/> <input type="checkbox"/>	153.0#	1450	
INTDS												
	D-Shape, T-Leg, Laminate Modesty Panel, Box/Box/File Ped. on Left <ul style="list-style-type: none">• Locking casters• Includes pencil tray• Predrilled for non-handed installation• 9.5"H modesty. Laminate and edge match worksurface	24x54x29	INTDLL2454	<input type="checkbox"/> <input type="checkbox"/> <input type="checkbox"/> <input type="checkbox"/>	<input type="checkbox"/> <input type="checkbox"/>	<input type="checkbox"/> <input type="checkbox"/>	<input type="checkbox"/> <input type="checkbox"/>	<input type="checkbox"/> <input type="checkbox"/>	<input type="checkbox"/> <input type="checkbox"/>	143.0#	\$ 1525	
		24x60x29	INTDLL2460	<input type="checkbox"/> <input type="checkbox"/> <input type="checkbox"/> <input type="checkbox"/>	<input type="checkbox"/> <input type="checkbox"/>	<input type="checkbox"/> <input type="checkbox"/>	<input type="checkbox"/> <input type="checkbox"/>	<input type="checkbox"/> <input type="checkbox"/>	<input type="checkbox"/> <input type="checkbox"/>	149.0#	1525	
INTDL												
	D-Shape, T-Leg, Laminate Modesty Panel, Box/Box/File Ped. on Right <ul style="list-style-type: none">• Locking casters• Includes pencil tray• Predrilled for non-handed installation• 9.5"H modesty. Laminate and edge match worksurface	24x54x29	INTDLR2454	<input type="checkbox"/> <input type="checkbox"/> <input type="checkbox"/> <input type="checkbox"/>	<input type="checkbox"/> <input type="checkbox"/>	<input type="checkbox"/> <input type="checkbox"/>	<input type="checkbox"/> <input type="checkbox"/>	<input type="checkbox"/> <input type="checkbox"/>	<input type="checkbox"/> <input type="checkbox"/>	143.0#	\$ 1525	
		24x60x29	INTDLR2460	<input type="checkbox"/> <input type="checkbox"/> <input type="checkbox"/> <input type="checkbox"/>	<input type="checkbox"/> <input type="checkbox"/>	<input type="checkbox"/> <input type="checkbox"/>	<input type="checkbox"/> <input type="checkbox"/>	<input type="checkbox"/> <input type="checkbox"/>	<input type="checkbox"/> <input type="checkbox"/>	149.0#	1525	
INTDL												

A

B

C

D

E

F

G

HOW TO ORDER

- Indicate the following information on order form:
- Quantity of each item.
 - Model number, including options. See “How To Build a Model Number”.
 - Any special service required.

Note:

- The ☐ indicates that a choice is required.
- The absence of the ☐ indicates that no choice is required.
- Alpha-numeric characters in place of ☐ indicate that no other alternatives are available.

HOW TO BUILD A MODEL NUMBER

- A** Select basic model.
- | | |
|-------------|-----------------------------|
| S6 | - Beveled pull Black |
| S5 | - Beveled pull Satin Chrome |
| CLSC | - Classic (inset pull) |
| USP | - Nickel Arc |
| S3 | - Polished aluminum bow tie |
| S2 | - Polished aluminum metric |
| CZP | - Connection Zone pull |
- C** Select surface finish.
Refer to the **Product Color Options** page in this price list.
- D** Select edge color.
Refer to the **Product Color Options** page in this price list.
- E** Select unit color.
Refer to the **Product Color Options** page in this price list.

- F** Select lock option.
- | | |
|------------|----------------|
| KS | - Key standard |
| NLC | - No lock core |
| KA | - Key alike |
- G** Select lock color.
Refer to the **Product Color Options** page in this price list.

SPECIAL SERVICES

Special Carton Marking

With specially marked information N/C

Shipping
Ships **knocked down, FOB Pembroke, ON K8A 0E1, freight excluded.** Freight class 100.

Specifications and prices are subject to change without prior notice.

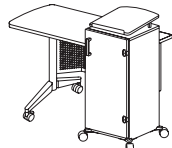
Instruct® Classroom Furniture (Freight Excluded)

All Terrain® Mobile Instructor's Desk



Instruct® Classroom Furniture (Freight Excluded)

All Terrain® Mobile Instructor's Desk

			MODEL NUMBER												
MODEL	D x W x H	Basic Model/ Edge Style	Worksurface Direction	Pull Style	Surface Finish	Edge Color	Unit Color	Lock Option	Lock Color		Approx. Packaged Weight	NDX No Door	S5 & S6 Steel Front Beveled Pull	S2 & S3 Steel Front Bow Tie or Metric Pull	
<div><p>Lectern Top with Left worksurface shown</p></div> <div>KINS</div>	All Terrain® Mobile Instructor's Desk	24"x54"x40"	ATMTDP2454-74P	□□□	□□□	□□□	□□	□□□	□□□		152.0#	\$ 2255	\$ 2579	\$ 2622	
	• Bowed radius lectern landing pad	24"x60"x40"	ATMTDP2460-74P	□□□	□□□	□□□	□□	□□□	□□□		158.0#	2317	2656	2697	
	• Bow is on non-user side with user side being straight with a paper retainer	24"x66"x40"	ATMTDP2466-74P	□□□	□□□	□□□	□□	□□□	□□□		163.0#	2384	2730	2774	
	• Finished unit measures 40" at top of lectern. Lectern is flush with table edge														
	• Tower is 18" wide														
	• 54", the usable surface is 36" wide														
	• 60", the usable surface is 42" wide														
	• 66", the usable surface is 48" wide														
	• Perforated modesty panel														
	• Locking door on binder tower when using steel front														
	• 74P edge														
	• Unit has black grommets to allow wires to be run into and out of the storage tower														
	• Two adjustable shelves														
	• Shown with metric pull														
	• Hinge side is always opposite of work-surface direction														
	• Table surface height is 29"														
			A	B	C	D	E	F	G	H					

HOW TO ORDER

- Indicate the following information on order form:
- Quantity of each item.
 - Model number, including options. See "How To Build a Model Number".
 - Any special service required.

Note: • The ☐ indicates that a choice is required.

- The absence of the ☐ indicates that no choice is required.
- Alpha-numeric characters in place of ☐ indicate that no other alternatives are avail-able.

HOW TO BUILD A MODEL NUMBER

- A** Select basic model/edge style.
74P - 74P edge
- B** Select worksurface direction.
WSL - Worksurface Left
WSR - Worksurface Right
- C** Select door front/pull style.
NDX - No door
S5 - Steel/satin chrome beveled pull
S6 - Steel/black beveled pull
S2 - Steel/aluminum metric
S3 - Steel/aluminum bow tie
- D** Select surface finish.
Refer to the **Product Color Options** page in this price list.
Surface finish offerings are based on edge style selections.
- E** Select edge color.
Refer to the **Product Color Options** page in this price list.

- Edge color offerings are based on edge style selections.
- F** Select unit color.
Refer to the **Product Color Options** page in this price list.
- G** Select lock option.
KS - Key standard
NLC - No lock core
KA - Key alike
- H** Select lock color.
BLL - Black
SCL - Satin Chrome
Refer to the **Product Color Options** page in this price list.

SPECIAL SERVICES

Special Carton Marking

With specially marked information N/C

Shipping
Ships **knocked down, FOB Pembroke, ON K8A 0E1, freight excluded.** Freight class 100.

Specifications and prices are subject to change without prior notice.

KINS

All Terrain Instructor's Desk (AV Rack Compatible)

- Landing pad arc points towards user when specified as flat
- Landing pad arc points away from user when specified as lectern and has a paper retainer on the user side
- Finished unit measures 45" at top of lectern. Lectern is flush with table edge
- Tower width 22"
 - 60" the usable surface is 38" wide
 - 66" the usable surface is 44" wide
 - 72" the usable surface is 50" wide
- Perforated modesty panel
- Designed to house a customer provided AV rack
- Designed to accommodate Middle Atlantic Rack CFF-14-16
- Outriggers are standard with glides or casters
- Lockable rear perforated access panel
- Hinge side is always opposite of worksurface direction
- Table surface height is 29"

Indicate the following information on order form:

1. Quantity of each item.
2. Model number, including options. See "How To Build a Model Number".
3. Any special service required.

Note:

- The ☐ indicates that a choice is required.
- The absence of the ☐ indicates that no choice is required.
- Alpha-numeric characters in place of ☐ indicate that no other alternatives are available.

A Select basic model/edge style.
74P - 74P edge

B Select worksurface direction.
WSR - Worksurface Right
WSL - Worksurface Left

C Select door front/pull style.
S2 - Steel/aluminum metric
S3 - Steel/aluminum bow tie

D Select top style.
SLP - Sloped top
FLT - Flat top

E Select surface finish.
Refer to the **Product Color Options** page in this price list.

F Select edge color.
Refer to the **Product Color Options** page in this price list.

G Select side grommet color.
Refer to the **Product Color Options** page in this price list.

H Select unit color.
Refer to the **Product Color Options** page in this price list.

I Select base option.

4CW	- 6 black casters (4 locking)
4GB	- 6 black/white glides

J Select lock option.

KS	- Key standard
NLC	- No lock core
KA	- Key alike

K Select lock color.

BLL	- Black
SCL	- Satin Chrome

Refer to the **Product Color Options** page in this price list.

Special Carton Marking

With specially marked information N/C

Shipping

**Ships knocked down, FOB Pembroke, ON K8A
OE1, freight excluded. Freight class 100.**

Specifications and prices are subject to change without prior notice.

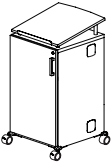
Instruct® Classroom Furniture (Freight Excluded)

All Terrain® Instructor's Desk AV Rack Compatible



Instruct® Classroom Furniture (Freight Excluded)

All Terrain® Instructor's Desk AV Rack Compatible

	D x W x H	MODEL NUMBER										Approx. Packaged Weight Freight Excluded Pricing S2 & S3 Steel Front Bow Tie or Metric Pull		
		Basic Model/Edge Style	Pull Style Hinge Location	Top Style	Surface Finish	Edge Color	Side Grommet Color	Unit Color	Base	Lock Option	Lock Color			
 Lectern shown KINS All Terrain Lectern AV Rack Compatible <ul style="list-style-type: none">• Landing pad arc points towards user when specified as flat• Landing pad arc points away from user when specified as lectern and has a paper retain on the user side• Finished unit measures 45” high at top• Tower is 22” x 22”• Designed to house a customer provided AV rack• Lockable rear perforated access panel• Designed to accommodate Middle Atlantic Rack CFR-14-16	22”x22”x45”	ATRL2222-74P	<input type="checkbox"/> <input type="checkbox"/> <input type="checkbox"/>	<input type="checkbox"/> <input type="checkbox"/> <input type="checkbox"/>	<input type="checkbox"/> <input type="checkbox"/> <input type="checkbox"/>	<input type="checkbox"/> <input type="checkbox"/> <input type="checkbox"/>	<input type="checkbox"/> <input type="checkbox"/> <input type="checkbox"/>	<input type="checkbox"/> <input type="checkbox"/>	<input type="checkbox"/> <input type="checkbox"/> <input type="checkbox"/>	<input type="checkbox"/> <input type="checkbox"/> <input type="checkbox"/>	<input type="checkbox"/> <input type="checkbox"/> <input type="checkbox"/>	206.0#	\$ 1453	\$ 1453
HRDPT All Terrain AV Rack <ul style="list-style-type: none">• Designed to fit into the rack compatible instructor's desk• Black only• Middle Atlantic rack CFR14-16	19”x19”x26”	AV.RACK.BL										25.0#	\$ 1319	N/A
		A	B	C	D	E	F	G	H	I	J			

HOW TO ORDER

- Indicate the following information on order form:
1. Quantity of each item.
 2. Model number, including options. See “How To Build a Model Number”.
 3. Any special service required.

Note:

- The ☐ indicates that a choice is required.
- The absence of the ☐ indicates that no choice is required.
- Alpha-numeric characters in place of ☐ indicate that no other alternatives are available.

HOW TO BUILD A MODEL NUMBER

- A**Select basic model/edge style.
74P - 74P edge
- B**Select door front/pull style/hinge location.
S2L - Steel/aluminum metric (hinge left)
S2R - Steel/aluminum metric (hinge right)
S3L - Steel/aluminum bow tie (hinge left)
S3R - Steel/aluminum bow tie (hinge right)
- C**Select top style.
FLT - Flat top
SLP - Sloped top
- D**Select surface finish.
Refer to the **Product Color Options** page in this price list.
- E**Select edge color.
Refer to the **Product Color Options** page in this price list.
- F**Select side grommet color.
Refer to the **Product Color Options** page in this price list.
- G**Select unit color.
Refer to the **Product Color Options** page in this price list.
- H**Select base option.
4CW - 4 black casters (2 locking)
4GB - 4 black glides
- I**Select lock option.
KS - Key standard
NLC - No lock core
KA - Key alike
- J**Select lock color.
BLL - Black
SCL - Satin Chrome
Refer to the **Product Color Options** page in this price list.

SPECIAL SERVICES

Special Carton Marking

With specially marked information N/C

Shipping
Ships **knocked down, FOB Pembroke, ON K8A 0E1, freight excluded.** Freight class 100.

Specifications and prices are subject to change without prior notice.

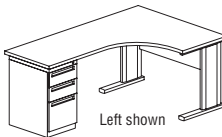
Instruct® Classroom Furniture (Freight Excluded)

WorkZone® Instructor's Desk



Instruct® Classroom Furniture (Freight Excluded)

WorkZone® Instructor's Desk

		MODEL NUMBER										
		Basic Model/ Edge Style	Dir.	Frame Style	Surface Finish	Edge Color	Unit Color	Lock Option	Lock Color			Insert Color
 Left shown KIWZ	WorkZone® Instructor's Desk <ul style="list-style-type: none">• Square shoe w/integrated pedestal BBF which support long surface• Partial or full modesty on 48" side• Available 29" high only• Adjustable glides• Pedestal color matches units frame color• Streamlined leg only	WZTD244866-74P	<input type="checkbox"/>	<input type="checkbox"/>	<input type="checkbox"/>	<input type="checkbox"/>	<input type="checkbox"/>	<input type="checkbox"/>	<input type="checkbox"/>	<input type="checkbox"/>	219.0#	\$ 1776
		WZTD244872-74P	<input type="checkbox"/>	<input type="checkbox"/>	<input type="checkbox"/>	<input type="checkbox"/>	<input type="checkbox"/>	<input type="checkbox"/>	<input type="checkbox"/>	<input type="checkbox"/>	225.0#	1804
		WZTD304866-74P	<input type="checkbox"/>	<input type="checkbox"/>	<input type="checkbox"/>	<input type="checkbox"/>	<input type="checkbox"/>	<input type="checkbox"/>	<input type="checkbox"/>	<input type="checkbox"/>	237.0#	1935
		WZTD304872-74P	<input type="checkbox"/>	<input type="checkbox"/>	<input type="checkbox"/>	<input type="checkbox"/>	<input type="checkbox"/>	<input type="checkbox"/>	<input type="checkbox"/>	<input type="checkbox"/>	243.0#	1960
		A	B	C	D	E	F	G	H	I		

HOW TO ORDER

- Indicate the following information on order form:
1. Quantity of each item.
 2. Model number, including options. See "How To Build a Model Number".
 3. Any special service required.

Note:

- The ☐ indicates that a choice is required.
- The absence of the ☐ indicates that no choice is required.
- Alpha-numeric characters in place of ☐ indicate that no other alternatives are available.

HOW TO BUILD A MODEL NUMBER

- A** Select basic model/edge style.

74P - 74P edge
- B** Select direction.

R - Right hand

L - Left hand
- C** Select frame style.

WF - With full modesty panel; add \$178

WM - With modesty panel
- D** Select surface finish.

Refer to the **Product Color Options** page in this price list.

Surface finish offerings are based on edge style selections.
- E** Select edge color.

Refer to the **Product Color Options** page in this price list.

Edge color offerings are based on edge style selections.
- F** Select unit color.

Refer to the **Product Color Options** page in this price list.
- G** Select lock option.

KS - Key standard

NLC - No lock core

KA - Key alike
- H** Select lock color.

Refer to the **Product Color Options** page in this price list.
- I** Select insert color.

Refer to the **Product Color Options** page in this price list.

SPECIAL SERVICES

Special Carton Marking

With specially marked information N/C

Shipping
Ships **knocked down**, **FOB Manitowoc, WI 54220**, **freight excluded**. Freight class 70.

Specifications and prices are subject to change without prior notice.


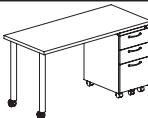

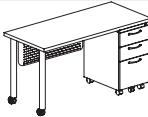

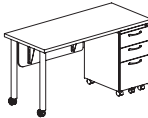
Instruct® Classroom Furniture (Delivered)

Instruct® Teacher Pedestal Desk



Instruct® Classroom Furniture (Delivered)

Instruct® Teacher Pedestal Desk

			MODEL NUMBER								
			Basic Model	Pull Option	Surface Finish	Edge Color	Unit Color	Lock Option	Lock Color		
	MODEL	D x W x H								Approx. Packaged Weight	Delivered Pricing
	Rectangle, Post-Leg, No Modesty Panel, Box/Box/File Ped. on Left <ul style="list-style-type: none">• Locking casters• Includes pencil tray• Predrilled for non-handed installation	24x54x29	INPRNL2454	□□□□	□□	□□	□□	□□□	□□□	142.0#	\$ 1413
		24x60x29	INPRNL2460	□□□□	□□	□□	□□	□□□	□□□	147.0#	1413
INPRN											
	Rectangle, Post-Leg, No Modesty Panel, Box/Box/File Ped. on Right <ul style="list-style-type: none">• Locking casters• Includes pencil tray• Predrilled for non-handed installation	24x54x29	INPRNR2454	□□□□	□□	□□	□□	□□□	□□□	142.0#	\$ 1413
		24x60x29	INPRNR2460	□□□□	□□	□□	□□	□□□	□□□	147.0#	1413
INPRN											
	Rectangle, Post-Leg, Steel Modesty Panel, Box/Box/File Ped. on Left <ul style="list-style-type: none">• Locking casters• Includes pencil tray• Predrilled for non-handed installation• 9.5"H perforated modesty dual purposes as a pegboard	24x54x29	INPRSL2454	□□□□	□□	□□	□□	□□□	□□□	153.0#	\$ 1549
		24x60x29	INPRSL2460	□□□□	□□	□□	□□	□□□	□□□	160.0#	1549
INPRS											
	Rectangle, Post-Leg, Steel Modesty Panel, Box/Box/File Ped. on Right <ul style="list-style-type: none">• Locking casters• Includes pencil tray• Predrilled for non-handed installation• 9.5"H perforated modesty dual purposes as a pegboard	24x54x29	INPRSR2454	□□□□	□□	□□	□□	□□□	□□□	153.0#	\$ 1549
		24x60x29	INPRSR2460	□□□□	□□	□□	□□	□□□	□□□	160.0#	1549
INPRS											
	Rectangle, Post-Leg, Laminate Modesty Panel, Box/Box/File Ped. on Left <ul style="list-style-type: none">• Locking casters• Includes pencil tray• Predrilled for non-handed installation• 9.5"H modesty. Laminate and edge match worksurface	24x54x29	INPRL2454	□□□□	□□	□□	□□	□□□	□□□	150.0#	\$ 1661
		24x60x29	INPRL2460	□□□□	□□	□□	□□	□□□	□□□	156.0#	1661
INPRL											
	Rectangle, Post-Leg, Laminate Modesty Panel, Box/Box/File Ped. on Right <ul style="list-style-type: none">• Locking casters• Includes pencil tray• Predrilled for non-handed installation• 9.5"H modesty. Laminate and edge match worksurface	24x54x29	INPRLR2454	□□□□	□□	□□	□□	□□□	□□□	150.0#	\$ 1661
		24x60x29	INPRLR2460	□□□□	□□	□□	□□	□□□	□□□	156.0#	1661
INPRL											

A **B** **C** **D** **E** **F** **G**

HOW TO ORDER

- Indicate the following information on order form:
- Quantity of each item.
 - Model number, including options. See “How To Build a Model Number”.
 - Any special service required.

Note:

- The ☐ indicates that a choice is required.
- The absence of the ☐ indicates that no choice is required.
- Alpha-numeric characters in place of ☐ indicate that no other alternatives are available.

HOW TO BUILD A MODEL NUMBER

ASelect basic model.

BSelect pull option.

S6

S5

CLSC

USP

S3

S2

CZP

- Beveled pull Black

- Beveled pull Satin Chrome

- Classic (inset pull)

- Nickel Arc

- Polished aluminum bow tie

- Polished aluminum metric

- Connection Zone pull

CSelect surface finish.

Refer to the **Product Color Options** page in this price list.

DSelect edge color.

Refer to the **Product Color Options** page in this price list.

ESelect unit color.

Refer to the **Product Color Options** page in this price list.

FSelect lock option.

KS

NLC

KA

- Key standard

- No lock core

- Key alike

GSelect lock color.

Refer to the **Product Color Options** page in this price list.

SPECIAL SERVICES

Special Carton Marking

With specially marked information N/C

Shipping
Ships **knocked down, FOB Pembroke, ON K8A 0E1, freight prepaid** Freight class 100.

Specifications and prices are subject to change without prior notice.


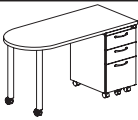

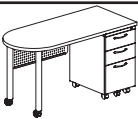
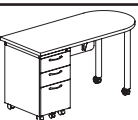
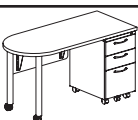
Instruct® Classroom Furniture (Delivered)

Instruct® Teacher Pedestal Desk



Instruct® Classroom Furniture (Delivered)

Instruct® Teacher Pedestal Desk

		MODEL NUMBER									
			Basic Model	Pull Option	Surface Finish	Edge Color	Unit Color	Lock Option	Lock Color		
 INPDN	D-Shape, Post-Leg, No Modesty Panel, Box/Box/File Ped. on Left	24x54x29	INPDNL2454	<input type="checkbox"/> <input type="checkbox"/> <input type="checkbox"/> <input type="checkbox"/>	<input type="checkbox"/> <input type="checkbox"/>	<input type="checkbox"/> <input type="checkbox"/>	<input type="checkbox"/> <input type="checkbox"/>	<input type="checkbox"/> <input type="checkbox"/> <input type="checkbox"/> <input type="checkbox"/>	<input type="checkbox"/> <input type="checkbox"/>	Approx. Packaged Weight	Delivered Pricing
	• Locking casters	24x60x29	INPDNL2460	<input type="checkbox"/> <input type="checkbox"/> <input type="checkbox"/> <input type="checkbox"/>	<input type="checkbox"/> <input type="checkbox"/>	<input type="checkbox"/> <input type="checkbox"/>	<input type="checkbox"/> <input type="checkbox"/>	<input type="checkbox"/> <input type="checkbox"/> <input type="checkbox"/> <input type="checkbox"/>	<input type="checkbox"/> <input type="checkbox"/>	142.0#	\$ 1413
	• Includes pencil tray									147.0#	1413
	• Predrilled for non-handed installation										
 INPDN	D-Shape, Post-Leg, No Modesty Panel, Box/Box/File Ped. on Right	24x54x29	INPDNR2454	<input type="checkbox"/> <input type="checkbox"/> <input type="checkbox"/> <input type="checkbox"/>	<input type="checkbox"/> <input type="checkbox"/>	<input type="checkbox"/> <input type="checkbox"/>	<input type="checkbox"/> <input type="checkbox"/>	<input type="checkbox"/> <input type="checkbox"/> <input type="checkbox"/> <input type="checkbox"/>	<input type="checkbox"/> <input type="checkbox"/>	142.0#	\$ 1413
	• Locking casters	24x60x29	INPDNR2460	<input type="checkbox"/> <input type="checkbox"/> <input type="checkbox"/> <input type="checkbox"/>	<input type="checkbox"/> <input type="checkbox"/>	<input type="checkbox"/> <input type="checkbox"/>	<input type="checkbox"/> <input type="checkbox"/>	<input type="checkbox"/> <input type="checkbox"/> <input type="checkbox"/> <input type="checkbox"/>	<input type="checkbox"/> <input type="checkbox"/>	147.0#	1413
	• Includes pencil tray										
	• Predrilled for non-handed installation										
 INPDS	D-Shape, Post-Leg, Steel Modesty Panel, Box/Box/File Ped. on Left	24x54x29	INPDSL2454	<input type="checkbox"/> <input type="checkbox"/> <input type="checkbox"/> <input type="checkbox"/>	<input type="checkbox"/> <input type="checkbox"/>	<input type="checkbox"/> <input type="checkbox"/>	<input type="checkbox"/> <input type="checkbox"/>	<input type="checkbox"/> <input type="checkbox"/> <input type="checkbox"/> <input type="checkbox"/>	<input type="checkbox"/> <input type="checkbox"/>	151.0#	\$ 1549
	• Locking casters	24x60x29	INPDSL2460	<input type="checkbox"/> <input type="checkbox"/> <input type="checkbox"/> <input type="checkbox"/>	<input type="checkbox"/> <input type="checkbox"/>	<input type="checkbox"/> <input type="checkbox"/>	<input type="checkbox"/> <input type="checkbox"/>	<input type="checkbox"/> <input type="checkbox"/> <input type="checkbox"/> <input type="checkbox"/>	<input type="checkbox"/> <input type="checkbox"/>	158.0#	1549
	• Includes pencil tray										
	• Predrilled for non-handed installation										
	• 9.5"H perforated modesty dual purposes as a pegboard										
 INPDS	D-Shape, Post-Leg, Steel Modesty Panel, Box/Box/File Ped. on Right	24x54x29	INPDSR2454	<input type="checkbox"/> <input type="checkbox"/> <input type="checkbox"/> <input type="checkbox"/>	<input type="checkbox"/> <input type="checkbox"/>	<input type="checkbox"/> <input type="checkbox"/>	<input type="checkbox"/> <input type="checkbox"/>	<input type="checkbox"/> <input type="checkbox"/> <input type="checkbox"/> <input type="checkbox"/>	<input type="checkbox"/> <input type="checkbox"/>	151.0#	\$ 1549
	• Locking casters	24x60x29	INPDSR2460	<input type="checkbox"/> <input type="checkbox"/> <input type="checkbox"/> <input type="checkbox"/>	<input type="checkbox"/> <input type="checkbox"/>	<input type="checkbox"/> <input type="checkbox"/>	<input type="checkbox"/> <input type="checkbox"/>	<input type="checkbox"/> <input type="checkbox"/> <input type="checkbox"/> <input type="checkbox"/>	<input type="checkbox"/> <input type="checkbox"/>	158.0#	1549
	• Includes pencil tray										
	• Predrilled for non-handed installation										
	• 9.5"H perforated modesty dual purposes as a pegboard										
 INPDL	D-Shape, Post-Leg, Laminate Modesty Panel, Box/Box/File Ped. on Left	24x54x29	INPDLL2454	<input type="checkbox"/> <input type="checkbox"/> <input type="checkbox"/> <input type="checkbox"/>	<input type="checkbox"/> <input type="checkbox"/>	<input type="checkbox"/> <input type="checkbox"/>	<input type="checkbox"/> <input type="checkbox"/>	<input type="checkbox"/> <input type="checkbox"/> <input type="checkbox"/> <input type="checkbox"/>	<input type="checkbox"/> <input type="checkbox"/>	149.0#	\$ 1661
	• Locking casters	24x60x29	INPDLL2460	<input type="checkbox"/> <input type="checkbox"/> <input type="checkbox"/> <input type="checkbox"/>	<input type="checkbox"/> <input type="checkbox"/>	<input type="checkbox"/> <input type="checkbox"/>	<input type="checkbox"/> <input type="checkbox"/>	<input type="checkbox"/> <input type="checkbox"/> <input type="checkbox"/> <input type="checkbox"/>	<input type="checkbox"/> <input type="checkbox"/>	155.0#	1661
	• Includes pencil tray										
	• Predrilled for non-handed installation										
	• 9.5"H modesty. Laminate and edge match worksurface										
 INPDL	D-Shape, Post-Leg, Laminate Modesty Panel, Box/Box/File Ped. on Right	24x54x29	INPDLR2454	<input type="checkbox"/> <input type="checkbox"/> <input type="checkbox"/> <input type="checkbox"/>	<input type="checkbox"/> <input type="checkbox"/>	<input type="checkbox"/> <input type="checkbox"/>	<input type="checkbox"/> <input type="checkbox"/>	<input type="checkbox"/> <input type="checkbox"/> <input type="checkbox"/> <input type="checkbox"/>	<input type="checkbox"/> <input type="checkbox"/>	149.0#	\$ 1661
	• Locking casters	24x60x29	INPDLR2460	<input type="checkbox"/> <input type="checkbox"/> <input type="checkbox"/> <input type="checkbox"/>	<input type="checkbox"/> <input type="checkbox"/>	<input type="checkbox"/> <input type="checkbox"/>	<input type="checkbox"/> <input type="checkbox"/>	<input type="checkbox"/> <input type="checkbox"/> <input type="checkbox"/> <input type="checkbox"/>	<input type="checkbox"/> <input type="checkbox"/>	155.0#	1661
	• Includes pencil tray										
	• Predrilled for non-handed installation										
	• 9.5"H modesty. Laminate and edge match worksurface										

A

B

C

D

E

F

G

HOW TO ORDER

- Indicate the following information on order form:
- Quantity of each item.
 - Model number, including options. See “How To Build a Model Number”.
 - Any special service required.

Note:

- The ☐ indicates that a choice is required.
- The absence of the ☐ indicates that no choice is required.
- Alpha-numeric characters in place of ☐ indicate that no other alternatives are available.

HOW TO BUILD A MODEL NUMBER

ASelect basic model.

BSelect pull option.

- S6** - Beveled pull Black
- S5** - Beveled pull Satin Chrome
- CLSC** - Classic (inset pull)
- USP** - Nickel Arc
- S3** - Polished aluminum bow tie
- S2** - Polished aluminum metric
- CZP** - Connection Zone pull

CSelect surface finish.

Refer to the **Product Color Options** page in this price list.

DSelect edge color.

Refer to the **Product Color Options** page in this price list.

ESelect unit color.

Refer to the **Product Color Options** page in this price list.

FSelect lock option.

- KS** - Key standard
- NLC** - No lock core
- KA** - Key alike

GSelect lock color.

Refer to the **Product Color Options** page in this price list.

SPECIAL SERVICES

Special Carton Marking

With specially marked information N/C

Shipping

Ships **knocked down, FOB Pembroke, ON K8A 0E1, freight prepaid** Freight class 100.

Specifications and prices are subject to change without prior notice.







Instruct® Classroom Furniture (Delivered)

Instruct® Teacher Pedestal Desk



Instruct® Classroom Furniture (Delivered)

Instruct® Teacher Pedestal Desk

			MODEL NUMBER								
	MODEL	D x W x H	Basic Model	Pull Option	Surface Finish	Edge Color	Unit Color	Lock Option	Lock Color	Approx. Packaged Weight	Delivered Pricing
 INTRN	Rectangle, T-Leg, No Modesty Panel, Box/Box/File Ped. on Left <ul style="list-style-type: none">• Locking casters• Includes pencil tray• Predrilled for non-handed installation	24x54x29	INTRNL2454	□□□□	□□	□□	□□	□□□	□□□	136.0#	\$ 1438
		24x60x29	INTRNL2460	□□□□	□□	□□	□□	□□□	□□□	141.0#	1438
 INTRN	Rectangle, T-Leg, No Modesty Panel, Box/Box/File Ped. on Right <ul style="list-style-type: none">• Locking casters• Includes pencil tray• Predrilled for non-handed installation	24x54x29	INTRNR2454	□□□□	□□	□□	□□	□□□	□□□	136.0#	\$ 1438
		24x60x29	INTRNR2460	□□□□	□□	□□	□□	□□□	□□□	141.0#	1438
 INTRS	Rectangle, T-Leg, Steel Modesty Panel, Box/Box/File Ped. on Left <ul style="list-style-type: none">• Locking casters• Includes pencil tray• Predrilled for non-handed installation• 9.5"H perforated modesty dual purposes as a pegboard	24x54x29	INTRSL2454	□□□□	□□	□□	□□	□□□	□□□	147.0#	\$ 1599
		24x60x29	INTRSL2460	□□□□	□□	□□	□□	□□□	□□□	154.0#	1599
 INTRS	Rectangle, T-Leg, Steel Modesty Panel, Box/Box/File Ped. on Right <ul style="list-style-type: none">• Locking casters• Includes pencil tray• Predrilled for non-handed installation• 9.5"H perforated modesty dual purposes as a pegboard	24x54x29	INTRSR2454	□□□□	□□	□□	□□	□□□	□□□	147.0#	\$ 1599
		24x60x29	INTRSR2460	□□□□	□□	□□	□□	□□□	□□□	154.0#	1599
 INTRL	Rectangle, T-Leg, Laminate Modesty Panel, Box/Box/File Ped. on Left <ul style="list-style-type: none">• Locking casters• Includes pencil tray• Predrilled for non-handed installation• 9.5"H modesty. Laminate and edge match worksurface	24x54x29	INTRLL2454	□□□□	□□	□□	□□	□□□	□□□	144.0#	\$ 1686
		24x60x29	INTRLL2460	□□□□	□□	□□	□□	□□□	□□□	150.0#	1686
 INTRL	Rectangle, T-Leg, Laminate Modesty Panel, Box/Box/File Ped. on Right <ul style="list-style-type: none">• Locking casters• Includes pencil tray• Predrilled for non-handed installation• 9.5"H modesty. Laminate and edge match worksurface	24x54x29	INTRLR2454	□□□□	□□	□□	□□	□□□	□□□	144.0#	\$ 1686
		24x60x29	INTRLR2460	□□□□	□□	□□	□□	□□□	□□□	150.0#	1686

A

B

C

D

E

F

G

HOW TO ORDER

- Indicate the following information on order form:
- Quantity of each item.
 - Model number, including options. See “How To Build a Model Number”.
 - Any special service required.

Note:

- The ☐ indicates that a choice is required.
- The absence of the ☐ indicates that no choice is required.
- Alpha-numeric characters in place of ☐ indicate that no other alternatives are available.

HOW TO BUILD A MODEL NUMBER

- A** Select basic model.
- | | |
|-------------|-----------------------------|
| S6 | - Beveled pull Black |
| S5 | - Beveled pull Satin Chrome |
| CLSC | - Classic (inset pull) |
| USP | - Nickel Arc |
| S3 | - Polished aluminum bow tie |
| S2 | - Polished aluminum metric |
| CZP | - Connection Zone pull |
- C** Select surface finish.
Refer to the **Product Color Options** page in this price list.
- D** Select edge color.
Refer to the **Product Color Options** page in this price list.
- E** Select unit color.
Refer to the **Product Color Options** page in this price list.

- F** Select lock option.
- | | |
|------------|----------------|
| KS | - Key standard |
| NLC | - No lock core |
| KA | - Key alike |
- G** Select lock color.
Refer to the **Product Color Options** page in this price list.

SPECIAL SERVICES

Special Carton Marking

With specially marked information N/C

Shipping
Ships **knocked down, FOB Pembroke, ON K8A 0E1, freight prepaid** Freight class 100.

Specifications and prices are subject to change without prior notice.







Instruct® Classroom Furniture (Delivered)

Instruct® Teacher Pedestal Desk



Instruct® Classroom Furniture (Delivered)

Instruct® Teacher Pedestal Desk

			MODEL NUMBER								
			Basic Model	Pull Option	Surface Finish	Edge Color	Unit Color	Lock Option	Lock Color		
MODEL		D x W x H								Approx. Packaged Weight	Delivered Pricing
	D-Shape, T-Leg, No Modesty Panel, Box/Box/File Ped. on Left <ul style="list-style-type: none">• Locking casters• Includes pencil tray• Predrilled for non-handed installation	24x54x29	INTDNL2454	□□□□	□□	□□	□□	□□□	□□□	136.0#	\$ 1438
		24x60x29	INTDNL2460	□□□□	□□	□□	□□	□□□	□□□	141.0#	1438
INTDN											
	D-Shape, T-Leg, No Modesty Panel, Box/Box/File Ped. on Right <ul style="list-style-type: none">• Locking casters• Includes pencil tray• Predrilled for non-handed installation	24x54x29	INTDNR2454	□□□□	□□	□□	□□	□□□	□□□	136.0#	\$ 1438
		24x60x29	INTDNR2460	□□□□	□□	□□	□□	□□□	□□□	141.0#	1438
INTDN											
	D-Shape, T-Leg, Steel Modesty Panel, Box/Box/File Ped. on Left <ul style="list-style-type: none">• Locking casters• Includes pencil tray• Predrilled for non-handed installation• 9.5"H perforated modesty dual purposes as a pegboard	24x54x29	INTDSL2454	□□□□	□□	□□	□□	□□□	□□□	146.0#	\$ 1599
		24x60x29	INTDSL2460	□□□□	□□	□□	□□	□□□	□□□	153.0#	1599
INTDS											
	D-Shape, T-Leg, Steel Modesty Panel, Box/Box/File Ped. on Right <ul style="list-style-type: none">• Locking casters• Includes pencil tray• Predrilled for non-handed installation• 9.5"H perforated modesty dual purposes as a pegboard	24x54x29	INTDSR2454	□□□□	□□	□□	□□	□□□	□□□	146.0#	\$ 1599
		24x60x29	INTDSR2460	□□□□	□□	□□	□□	□□□	□□□	153.0#	1599
INTDS											
	D-Shape, T-Leg, Laminate Modesty Panel, Box/Box/File Ped. on Left <ul style="list-style-type: none">• Locking casters• Includes pencil tray• Predrilled for non-handed installation• 9.5"H modesty. Laminate and edge match worksurface	24x54x29	INTDLL2454	□□□□	□□	□□	□□	□□□	□□□	143.0#	\$ 1686
		24x60x29	INTDLL2460	□□□□	□□	□□	□□	□□□	□□□	149.0#	1686
INTDL											
	D-Shape, T-Leg, Laminate Modesty Panel, Box/Box/File Ped. on Right <ul style="list-style-type: none">• Locking casters• Includes pencil tray• Predrilled for non-handed installation• 9.5"H modesty. Laminate and edge match worksurface	24x54x29	INTDLR2454	□□□□	□□	□□	□□	□□□	□□□	143.0#	\$ 1686
		24x60x29	INTDLR2460	□□□□	□□	□□	□□	□□□	□□□	149.0#	1686
INTDL											

A

B

C

D

E

F

G

HOW TO ORDER

- Indicate the following information on order form:
- Quantity of each item.
 - Model number, including options. See “How To Build a Model Number”.
 - Any special service required.

Note:

- The ☐ indicates that a choice is required.
- The absence of the ☐ indicates that no choice is required.
- Alpha-numeric characters in place of ☐ indicate that no other alternatives are available.

HOW TO BUILD A MODEL NUMBER

ASelect basic model.

BSelect pull option.

CSelect surface finish.

DSelect edge color.

ESelect unit color.

FSelect lock option.

GSelect lock color.

KS - Key standard

NLC - No lock core

KA - Key alike

Refer to the **Product Color Options** page in this price list.

Refer to the **Product Color Options** page in this price list.

Refer to the **Product Color Options** page in this price list.

Refer to the **Product Color Options** page in this price list.

SPECIAL SERVICES

Special Carton Marking

With specially marked information N/C

Shipping
Ships **knocked down, FOB Pembroke, ON K8A 0E1, freight prepaid** Freight class 100.

Specifications and prices are subject to change without prior notice.

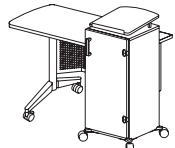
Instruct® Classroom Furniture (Delivered)

All Terrain® Mobile Instructor's Desk



Instruct® Classroom Furniture (Delivered)

All Terrain® Mobile Instructor's Desk

			MODEL NUMBER												
MODEL	D x W x H	Basic Model/ Edge Style	Worksurface Direction	Pull Style	Surface Finish	Edge Color	Unit Color	Lock Option	Lock Color	Approx. Packaged Weight	NDX No Door	S5 & S6 Steel Front Beveled Pull	S2 & S3 Steel Front Bow Tie or Metric Pull		
 <p>Lectern Top with Left worksurface shown</p> <p>KINS</p>	All Terrain® Mobile Instructor's Desk	24"x54"x40"	ATMTDP2454-74P	□□□	□□□	□□□	□□	□□□	□□□	152.0#	\$ 2476	\$ 2835	\$ 2881		
	• Bowed radius lectern landing pad	24"x60"x40"	ATMTDP2460-74P	□□□	□□□	□□□	□□	□□□	□□□	158.0#	2546	2917	2964		
	• Bow is on non-user side with user side being straight with a paper retainer	24"x66"x40"	ATMTDP2466-74P	□□□	□□□	□□□	□□	□□□	□□□	163.0#	2620	2998	3045		
	• Finished unit measures 40" at top of lectern. Lectern is flush with table edge														
	• Tower is 18" wide														
	• 54", the usable surface is 36" wide														
	• 60", the usable surface is 42" wide														
	• 66", the usable surface is 48" wide														
	• Perforated modesty panel														
	• Locking door on binder tower when using steel front														
• 74P edge															
• Unit has black grommets to allow wires to be run into and out of the storage tower															
• Two adjustable shelves															
• Shown with metric pull															
• Hinge side is always opposite of work-surface direction															
• Table surface height is 29"															
				</											

- Landing pad arc points towards user when specified as flat
- Landing pad arc points away from user when specified as lectern and has a paper retention on the user side
- Finished unit measures 45" at top of lectern. Lectern is flush with table edge
- Tower width 22"
- 60" the usable surface is 38" wide
- 66" the usable surface is 44" wide
- 72" the usable surface is 50" wide
- Perforated modesty panel
- Designed to house a customer provided AV rack
- Designed to accommodate Middle Atlantic Rack CFF-14-16
- Outriggers are standard with glides or casters
- Lockable rear perforated access panel
- Hinge side is always opposite of worksurface direction
- Table surface height is 29"

Indicate the following information on order form:

1. Quantity of each item.
2. Model number, including options. See "How To Build a Model Number".
3. Any special service required.

- The ☐ indicates that a choice is required.
- The absence of the ☐ indicates that no choice is required.
- Alpha-numeric characters in place of ☐ indicate that no other alternatives are available.

A Select basic model/edge style.
74P - 74P edge

B Select worksurface direction.
WSL - Worksurface Left
WSR - Worksurface Right

C Select door front/pull style.
S2 - Steel/aluminum metric
S3 - Steel/aluminum bow tie

D Select top style.
FLT - Flat top
SLP - Sloped top

E Select surface finish.
Refer to the **Product Color Options** page in this price list.

F Select edge color.
Refer to the **Product Color Options** page in this price list.

G Select side grommet color.
Refer to the **Product Color Options** page in this price list.

H Select unit color.
Refer to the **Product Color Options** page in this price list.

I Select base option.

4CW	- 6 black casters (4 locking)
4GB	- 6 black/white glides

J Select lock option.

KS	- Key standard
NLC	- No lock core
KA	- Key alike

K Select lock color.

BLL	- Black
SGL	- Satin Chrome

Refer to the **Product Color Options** page in this price list.

Special Carton Marking

With specially marked information N/C

Shipping

**Ships knocked down, FOB Pembroke, ON K8A
OE1, freight prepaid Freight class 100.**

Specifications and prices are subject to change without prior notice.

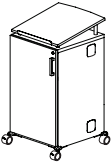
Instruct® Classroom Furniture (Delivered)

All Terrain® Instructor's Desk AV Rack Compatible



Instruct® Classroom Furniture (Delivered)

All Terrain® Instructor's Desk AV Rack Compatible

	D x W x H	MODEL NUMBER										Approx. Packaged WeightDelivered PricingS2 & S3 Steel Front Bow Tie or Metric Pull		
		Basic Model/Edge Style	Pull Style Hinge Location	Top Style	Surface Finish	Edge Color	Side Grommet Color	Unit Color	Base	Lock Option	Lock Color			
 Lectern shown KINS All Terrain Lectern AV Rack Compatible <ul style="list-style-type: none">• Landing pad arc points towards user when specified as flat• Landing pad arc points away from user when specified as lectern and has a paper retain on the user side• Finished unit measures 45” high at top• Tower is 22” x 22”• Designed to house a customer provided AV rack• Lockable rear perforated access panel• Designed to accommodate Middle Atlantic Rack CFR-14-16	22”x22”x45”	ATRL2222-74P	<input type="checkbox"/> <input type="checkbox"/> <input type="checkbox"/>	<input type="checkbox"/> <input type="checkbox"/> <input type="checkbox"/>	<input type="checkbox"/> <input type="checkbox"/> <input type="checkbox"/>	<input type="checkbox"/> <input type="checkbox"/> <input type="checkbox"/>	<input type="checkbox"/> <input type="checkbox"/> <input type="checkbox"/>	<input type="checkbox"/> <input type="checkbox"/>	<input type="checkbox"/> <input type="checkbox"/> <input type="checkbox"/>	<input type="checkbox"/> <input type="checkbox"/> <input type="checkbox"/>	<input type="checkbox"/> <input type="checkbox"/> <input type="checkbox"/>	206.0#	\$ 1597	\$ 1597
HRDPT All Terrain AV Rack <ul style="list-style-type: none">• Designed to fit into the rack compatible instructor's desk• Black only• Middle Atlantic rack CFR14-16	19”x19”x26”	AV.RACK.BL										25.0#	\$ 1319	N/A
		A	B	C	D	E	F	G	H	I	J			

HOW TO ORDER

Indicate the following information on order form:

1. Quantity of each item.
2. Model number, including options. See “How To Build a Model Number”.
3. Any special service required.

Note:

- The ☐ indicates that a choice is required.
- The absence of the ☐ indicates that no choice is required.
- Alpha-numeric characters in place of ☐ indicate that no other alternatives are available.

HOW TO BUILD A MODEL NUMBER

- A**Select basic model/edge style.
74P - 74P edge
- B**Select door front/pull style/hinge location.
S2L - Steel/aluminum metric (hinge left)
S2R - Steel/aluminum metric (hinge right)
S3L - Steel/aluminum bow tie (hinge left)
S3R - Steel/aluminum bow tie (hinge right)
- C**Select top style.
FLT - Flat top
SLP - Sloped top
- D**Select surface finish.
Refer to the **Product Color Options** page in this price list.
- E**Select edge color.
Refer to the **Product Color Options** page in this price list.
- F**Select side grommet color.
Refer to the **Product Color Options** page in this price list.
- G**Select unit color.
Refer to the **Product Color Options** page in this price list.
- H**Select base option.
4CW - 4 black casters (2 locking)
4GB - 4 black glides
- I**Select lock option.
KS - Key standard
NLC - No lock core
KA - Key alike
- J**Select lock color.
BLL - Black
SCL - Satin Chrome
Refer to the **Product Color Options** page in this price list.

SPECIAL SERVICES

Special Carton Marking

With specially marked information N/C

Shipping

Ships **knocked down, FOB Pembroke, ON K8A 0E1, freight prepaid** Freight class 100.

Specifications and prices are subject to change without prior notice.

[illegible]

Specifications and prices are subject to change without prior notice.



1330 BELLEVUE STREET
GREEN BAY, WI 54302
800.424.2432 / KI.COM

KI is a trusted expert for furniture and wall systems around the globe.
USA | CANADA | MEXICO | UK | EUROPE | ASIA | MIDDLE EAST
© 2024 Krueger International, Inc. All Rights Reserved.