



# KATERA<sup>TM</sup> SEATING

---

## PRICE LIST

EFFECTIVE AUGUST 6, 2024  
800.424.2432

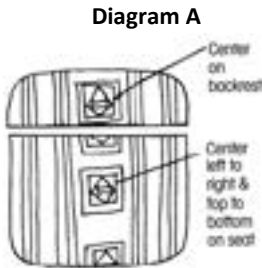
<b>Ordering Customer's Own Material (C.O.M.) Upholstery</b>		
Information		3
<b>Katera™</b>		
General Information		4
Product Color Options		11
Stack, Guest and Bariatric Chairs		12
Transport Dolly		17
Stools		18



How to Specify

As a standard procedure, KI applies seating upholstery as swatched by the textile distributor. Reference distributor’s website. Upholstery that is required to be applied differently than is swatched, will need a Product Modification Request written specifying the direction the upholstery is to be applied.

Seating upholstery requiring specific positioning of intricate patterns or patterns repeats on seats and backrests, will need a Product Modification Request written including a sketch noting the specific requirements, as in Diagram A.



When directional or patterned fabrics are used, they often require more yardage than solid colors.

C.O.M. must be supplied in continuous yardage.

C.O.M. yardage requirements accompanying products in the pricing section are for 10 chairs/seats or less, 54" wide nondirectional material. On larger orders, less material is required.

Leather hides must be a minimum of 50 square feet of usable material. The outer edges cannot be calculated as square feet or yardage. To determine square footage, multiply unit yardage by 18 square feet to obtain the total square footage required per unit.

For exact production yardage requirements, call 1-800-424-2432, ext. 2707.

Production

Customer’s upholstery must be approved prior to acceptance for production.

After approval, a memo swatch of the C.O.M. from the textile distributor must accompany the order. KI assumes no responsibility for wear, defects, or performance of C.O.M. upholstery.

C.O.M. not received into the appropriate facility 3 weeks prior to acknowledged delivery date may go on hold. See KI C.O.M. Shipping Location listing for the correct facility address by product.

Testing

When KI requires testing, actual yardage to upholster one chair may be required. The C.O.M. Specialist will confirm model and fabric testing requirements when applicable.

Approved test samples will be applied to the order or will be held for 6 months. After 6 months, the sample will no longer be applied to your order. For all product testing, send fabric samples to the manufacturing facility. See KI C.O.M. Shipping Location listing for the correct facility address by product.

All C.O.M. must be labeled with the KI product order number and customer purchase order number.

Treated Materials

If C.O.M. requires processing such as a stain resistance treatment or acrylic backing, it may shrink. To prevent delays in delivery or back ordering due to shrinkage, please have your processor verify measurement after processing and assure adequate yardage shipped.

Split Orders

If a portion of the shipment which does not require C.O.M. application is to be processed and shipped early, KI will enter the order immediately at your request. These split shipments are subject to minimum order changes.

Excess Upholstery Material

KI will dispose of excess upholstery material at the time of shipment unless expressly requested to return it with the product shipment.

Cancelled or Changed Orders

KI assumes no responsibility for extra C.O.M. due to a change of upholstery or cancellation of an order. If it the customer’s responsibility to arrange for return of the material.

Contact the C.O.M. Specialist at 1-800-424-2432, ext. 2707, with questions or to request a split order.

C.O.M. SHIPPING LOCATION

Architectural Walls	System 3000..... MN	LimeLite ..... GB
Evoke..... MN	Universal Overheads..... MN	Lyra Lounge Seating.....HN
Genius Walls..... MN	Wireworks ..... MN	Maestro Stack Chairs ..... GB
	Unite..... MN	Medical & Laboratory Stools..... OM
Casegoods		MyPlace Lounge Seating .....HN
Aristotle Tackboards.....MN	Residence Hall Furniture	MyWay Seating.....HN
Likha Tackboards..... MN	RoomScape Furniture ..... MN	Oath Task Chairs and Stools..... GB
		Opt4 ..... GB
Classroom Furniture	Screens	Pilot Task Chairs..... OM
Intellect Wave Chairs..... GB	All Terrain..... KP	Promenade Seating System .....BW
Learn2 ..... GB	Connection Zone.....BW	Ruckus..... GB
Ruckus.....GB	True/Volition ..... KP	Sela Lounge Seating .....HN
	Genesis..... KP	Sift Task Chairs ..... GB
Desking	Tattoo..... MN	Signia Task Chairs and Stools .....OM
700 Series Desking ..... KP	Universal.....BW	Soltice Metal Collection.....HN
Balance Overheads ..... MN		Soltice Multiple, Healthcare & Guest .HN
Genesis Desking..... MN	Seating	Soltice II Healthcare Seating.....HN
True Desking..... KP	400 Series Folding Chairs.....BW	Strive Multiple, Stack & Task ..... GB
Universal Overheads..... MN	600 Series Folding Chairs.....BW	Sway .....BW
WorkZone Desking..... MN	600 Series Stools.....BW	Tattoo.....HN
	Affina Collection.....HN	Torsion-on-the-Go! Nesting Chairs .... GB
Files & Storage	Altus Task Chairs..... GB	Torsion Air Stack and Task Seating .... GB
700 Series Pedestal Cushion..... GB	Apply Stack Chairs ..... GB	Zoetry .....HN
Connection Zone Pads.....BW	Auditorium Folding Chairs .....BW	
U-Series Pedestal Cushion..... GB	Calida Lounge Seating .....HN	
Tattoo.....BW	Diem Task Chairs ..... OM	
	Doni Collection..... GB	
Fixed Seating	Gladly Lounge Seating .....VQ	
Concerto Auditorium Seating.....BW	Grazie Seating ..... GB	
Single Pedestal Seating ..... GB	Hiatus Sleeper Bench .....HN	
Jury Base Seating..... GB	Hub Modular Lounge Seating .....HN	
Lancaster Auditorium Seating .....BW	Impress Task Chairs..... OM	
Sequence Seating..... GB	Impress Ultra Task Chairs .....OM	
University Seating..... GB	Jessa Lounge Seating .....HN	
	Jubilee Lounge Seating.....VQ	
Panel Systems	Katera Guest Chair..... GB	
All Terrain..... KP	Kurv Benches.....HN	
Balance Overheads ..... MN	LaResta Day Beds .....HN	

KI C.O.M. Manufacturing Site Addresses:

<u>BW</u> KI Bonduel Attn: COM Storage 204 West South St. Bonduel, WI 54107	<u>HN</u> KI High Point Attn: COM Storage 217 Feld Avenue High Point, NC 27263	<u>MN</u> KI Manitowoc Attn: COM Storage 1400 S. 41st St. Manitowoc, WI 54220	<u>VQ</u> KI Attn: COM Fabrics 6892 Marlin Circle La Palma, CA 90623
<u>GB</u> KI Green Bay Attn: COM Storage 1687 Westminster Drive - Gate 3 Green Bay, WI 54302	<u>KP</u> KI Pembroke Attn: COM Storage 1000 Olympic Dr. Pembroke, Ontario K8A6X7	<u>OM</u> KI Attn: COM Storage 1110 S. Mildred Ave. Ontario, CA 91761	



Four-Leg Armless Chair



Four-Leg Arm Chair



XL Bariatric Armless Chair



XL Bariatric Arm Chair



Transport Dolly

Features					
Stackable	•	•			
Poly, wood, upholstered seat, upholstered seat/back	•	•			
Ganger Option	•	•			
General Dimensions					
Seat width	16-1/2"	16-1/2"	30"	30"	
Seat depth	17-1/2"	17-1/2"	20"	20"	
Seat height (upholstered add 1/2")	17-3/4"	17-3/4"	20"	20"	
Overall Dimensions					
Width	18-3/4"	23"	32"	35-3/8"	23"
Depth	21-3/4"	21-3/4"	25"	25"	32"
Height	31-1/4"	31-1/4"	35"	35"	19"
Arms to Floor		26-3/4"		26-11/16"	
Stacking on Dolly					
Overall Width	23"	24-1/2"			
Overall Depth	38"	38"			
Quantity/height-poly	12 Chairs/60-1/2" High	12 Chairs/62" High			
Quantity/height-upholstered	6 Chairs/43" High	6 Chairs/47" High			
Stacking on Floor					
Width	23"	24-1/2"			
Depth	30"	30"			
Quantity/height-poly	6 Chairs/41" High	6 Chairs/41" High			
Quantity/height-upholstered	3 Chairs/37" High	3 Chairs/37" High			



Four-Leg Armless Cafe Stool, 24" Height



Four-Leg Cafe Stool with Arms, 24" Height



Four-Leg Armless Cafe Stool, 30" Height



Four-Leg Cafe Stool with Arms, 30" Height

Features				
Stackable				
Poly, wood, upholstered seat, upholstered seat/back	•	•	•	•
Ganger Option				
General Dimensions				
Seat width	16-1/2"	16-1/2"	16-1/2"	16-1/2"
Seat depth	17-1/2"	17-1/2"	17-1/2"	17-1/2"
Seat height (upholstered add 1")	24"	24"	30"	30"
Overall Dimensions				
Width	18-3/4"	23"	18-3/4"	23"
Depth	23-3/4"	23-3/4"	23-3/4"	23-3/4"
Height	38"	38"	44"	44"
Arms to Floor		33-1/4"		39-1/4"

INFORMATION

C.O.M. Testing and Production Requirements

Not all materials are suitable for upholstering this product. A 1 yd. x 54" sample must be submitted and approved prior to acceptance of an order. If the fabric is directional in pattern or weave, the direction must be indicated on the submitted sample, and additional yardage may be requested.

Test sample must be sent to:

KI  
Attn: C.O.M. Storage  
1687 Westminster Drive - Gate 3  
Green Bay, WI 54302

Fabric Disclaimer

Fabric will be applied as swatched by the fabric manufacturer. Fabric that is required to be applied differently than is swatched will need a Product Modification Request written specifying the direction the fabric is to be applied.

Stacking Vinyl, Polyurethane, and Imitation Leather Upholstered Chairs

If stacking frequently and for long periods of time, it is recommended that upholstery other than vinyl, polyurethane or imitation leather be used to avoid impressions in the seat cushion. KI does not warrant the effects of stacking on stock or COM vinyl, polyurethane or imitation leather upholstery.

INFORMATION


Warranty

Refer to KI Terms & Conditions document or visit [ki.com](http://ki.com)

## KATERA STACK/GUEST CHAIR FEATURES



- A. Comfort**  
Waterfall front seat edge eliminates pressure points for a long-term sit. Backrest and seat are designed to follow the curves of the human body, creating built-in contours that fit the user.
- B. Material Options**  
Available in all poly, poly with upholstered seat, all wood, wood with upholstered seat or upholstered seat and back.
- C. Ganger Option**  
Retractable ganger mounts to underside of chair frame. Gangs with arms or armless. Field installable.
- D. Optional Arms**  
Available with integral polypropylene/glass-reinforced arms with a steel insert for maximum strength, designed for an open feel and additional room for users of all sizes.
- E. Glides**  
Guest chair - optional black plastic, steel or felt snap-in glides are level with the floor to reduce wear. Glide caps are interchangeable and field-replaceable.
- F. Stacking**  
Guest chair stacks 12-high on dolly and 6-high on floor (poly or wood). Transport dolly for ease of movement and storage.



## KATERA CAFÉ STOOL FEATURES



- A. Contoured Comfort**  
Backrest and seat are designed to follow the curves of the human body, creating built-in contours that fit the user. Waterfall front seat edge eliminates pressure points for a long-term sit.
- B. Material Options**  
Available in all poly, poly with upholstered seat, all wood, wood with upholstered seat or upholstered seat and back.
- C. Height Options**  
Available in 24" or 30" seat heights.
- D. Optional Arms**  
Available with integral polypropylene/glass-reinforced arms with a steel insert for maximum strength, designed for an open feel and additional room for users of all sizes.
- E. Foot Ring**  
Foot ring is ½" diameter steel wire.
- F. Glides**  
Stool - Optional black poly, steel or felt snap-in glides are level with the floor to reduce wear. Glide caps are interchangeable and field-replaceable.



Katera™ 4-Leg Chair & Café Stools

**Poly Seat & Backrest**

The seat and backrest are injected in polypropylene copolymer with 15% foam. The seat and back each include four locations for attachment to the chair frame.

**Wood Seat & Backrest**

Wood seat and backrest are molded Beech plywood. The seat and back are stained to KI standard specification, then varnished with a UV polyurethane containing and color fading protectant. The seat and back each include four locations for attachment to the chair frame.

**Optional Upholstered Seat & Back**

Seat foam is molded to a nominal 15 mm thickness, attached to an injection-molded polypropylene liner board, then upholstered using a draw string process. Back foam is a nominal 5 mm thickness and is attached to an injection-molded polypropylene liner. The liner and foam are then inserted into an upholstered cover and secured with heat activated glue. The upholstered backs are finished on the lower edge with a black zipper. Attachment method for the upholstered seat and back is the same for poly seats and backs.

**4-Leg Frames**

Legs frames are made from 1.9 mm thick tubular D-shaped (3/4" x 1") steel. Steel wire and U-channels form the crossmembers. All joints are welded. Aluminum support brackets are inserted in the rear legs and allow the backrest of the chair to be secured. The support bracket hardware is concealed by a polypropylene cap, color matched to the frame paint. When chrome is selected, the caps will be chromed metal.

**Café Stool Frames**

Café Stool models are available in 4-leg frames, and in 24" and 30" seat heights. Frames are equipped with a reinforcing footring made of 17 mm diameter tube, which is welded to the tubular frame and open in the back. Stool models do not stack.

**Frame Finishes**

Frames are finished in either powder-coat paint, or bright nickel-chrome plating. The aluminum back supports are painted to match the frame color and will be polished when chrome plating is chosen.

**Arms**

Optional armrests are available. The armrests are injection-molded glass-reinforced polypropylene matching the frame finish (when frame finish is Chrome, arm color will need to be specified). The front of the arms include a steel insert for greater strength and method of attachment. The front part of the arms are inserted into the front legs of the chair and secured with screws. The rear part of the arms are inserted into the aluminum backrest support and secured with screws.

**Glides**

The leg tubes are capped with D-shaped (7/8" x 1 1/8") nylon leg end tube bodies that accommodate a snap-in steel glide which meets the floor. The four end tube glide bodies are different, depending on the leg in which they are inserted, due to the different shape of each leg. Each cap is numbered and includes notches to differentiate their placement. Polypropylene and felt glides are available on both 4-leg and café stool frames.

**Gangers**

Optional gangers are available. Gangers are retractable, made of chrome-plated steel wire and are mounted to the underside of the chair frame. Gangers are not available on stool frames.

**Transport Dolly**

Frame construction is welded tubular steel with black powder-coated finish and 5" wheels (two swivel and two fixed). All chair styles stack twelve high on a dolly and six high on the floor. Stool models do not stack.

XL Bariatric Chairs

**Frame**

Legs of 1" O.D. x 16-gauge high-strength tubular steel. The "kick back" rear legs increase structural integrity and add to stability. Side members and cross tube members are constructed of 1" O.D. x 14-gauge tubular steel. 11-gauge steel gussets are located on the front legs to increase strength and rigidity. All joints are manually welded. Formed 11-gauge steel brackets welded to the rear legs are used to support the backrest.

**Tube End Caps (armless chair)**

End caps are made of molded plastic. The end cap will match the frame color. With chrome, the end cap will be black.

**Floor Glides**

Available in chrome-plated steel or monochromatic plastic for standard four leg. (Black plastic on chrome frames).

**Upholstered Seat**

Seat is flat, 5-ply, 15/32" thick, radiate Pine plywood (AraucoPly® or similar) fastened to the frame with four screws through T-nuts embedded in the wood seat. A 2 1/2" thick urethane foam cushion is glued to the seat.

**Upholstered Backrest**

Backrest is constructed from 1/2" thick plywood with 1" thick urethane foam applied to the front, and 1/2" thick urethane foam applied to the back. The backrest assembly attaches to the frame with eight steel screws that thread into T-nuts that are pressed into the wood backrest.


**Armrests**

Molded nylon pressed into the front and rear leg tubes. Armrests are monochromatic with frame. If the frame is chrome, colored armrests may be selected, otherwise if the frame is painted, the armrest color will match the frame.


**Frame Finishes**

30-sheen epoxy powder-coat paint is electrostatically applied. The dry coating is then fused and cured in a baking oven to form a smooth, continuous film. Finish is chemical resistant, hard, tough and mar resistant. Bright duplex nickel-chrome is applied to the frame in a twenty-two step process, making it impervious to staining, scuffing, scratching and corrosion.

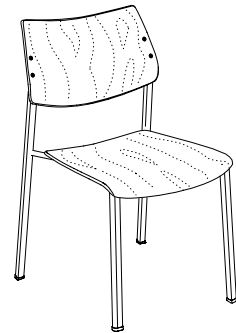
## Katera 4-Leg Armless Chairs



Kt1100

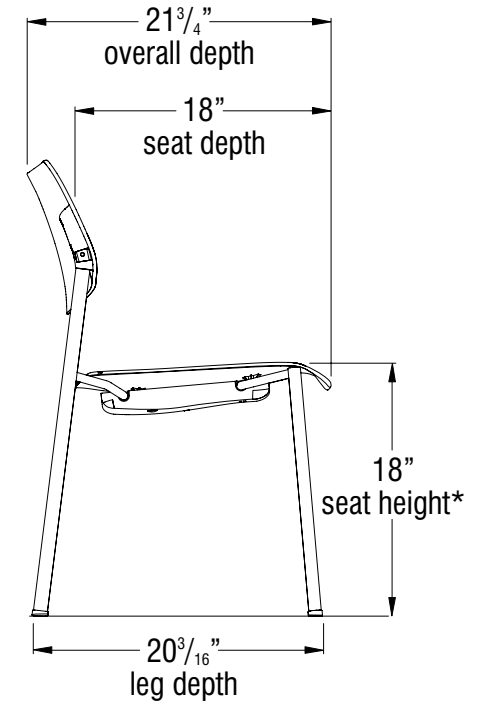
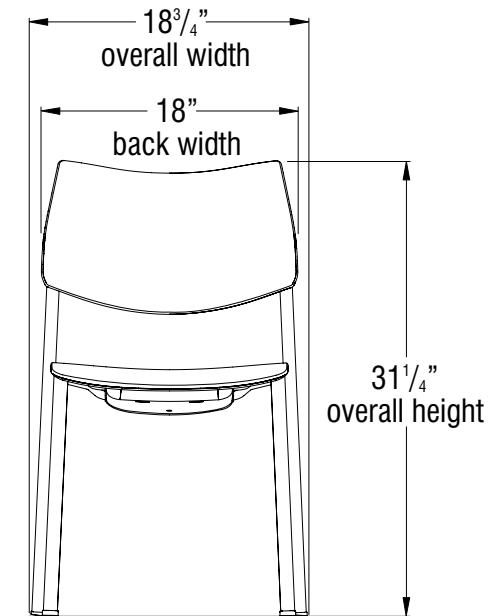


Kt1311




KI1W00


## Katera 4-Leg Armless Chair



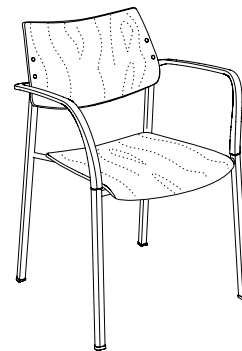
## Katera 4-Leg Armchairs



Kt1111

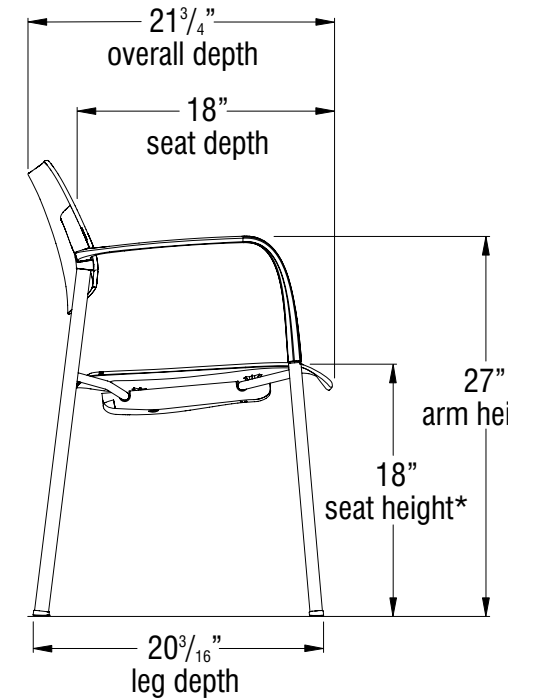
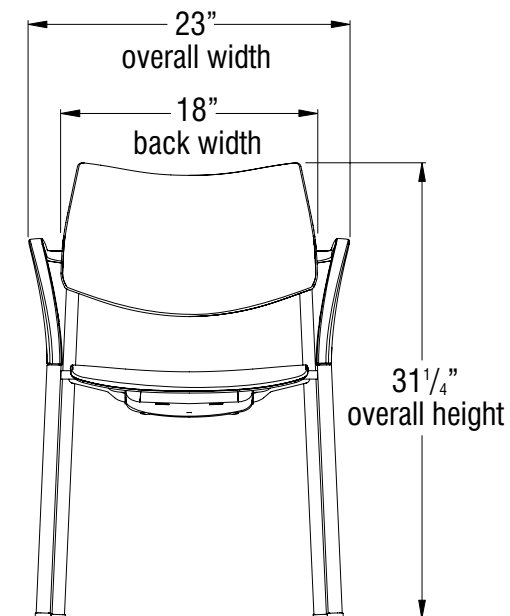


Kt1311




KI1W11

## Katera 4-Leg Armchair

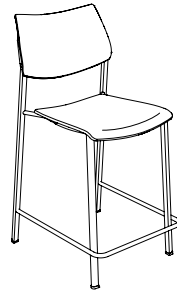





## Katera 4-Leg 24" High Armless Café Stools



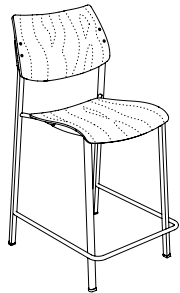
KT410024




KT420024



KT430024

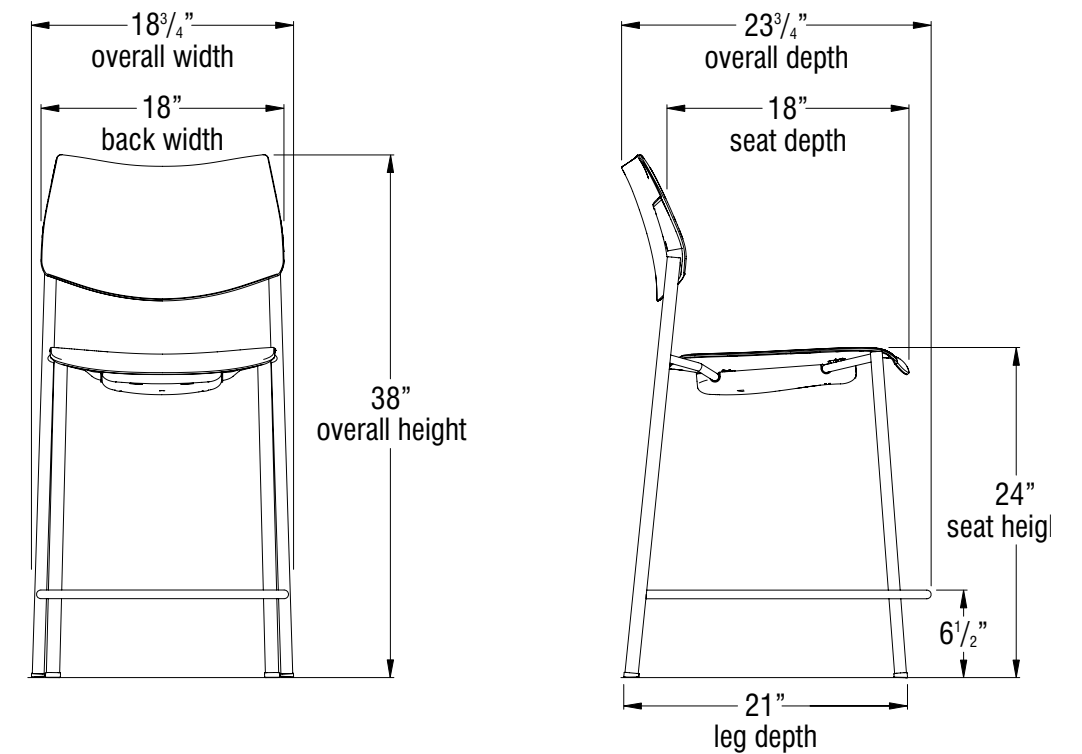


KT4W0024

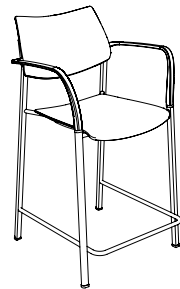


KT4V0024

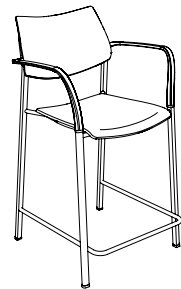
## Katera 4-Leg 24" High Armless Café Stool



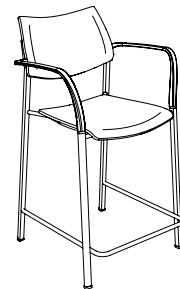
## Katera 4-Leg 24" High Café Stools with Arms



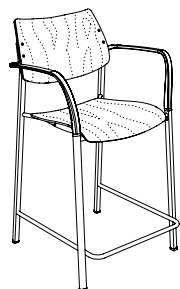
KT411124



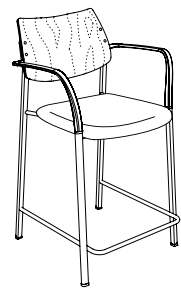
KT421124



KT431124

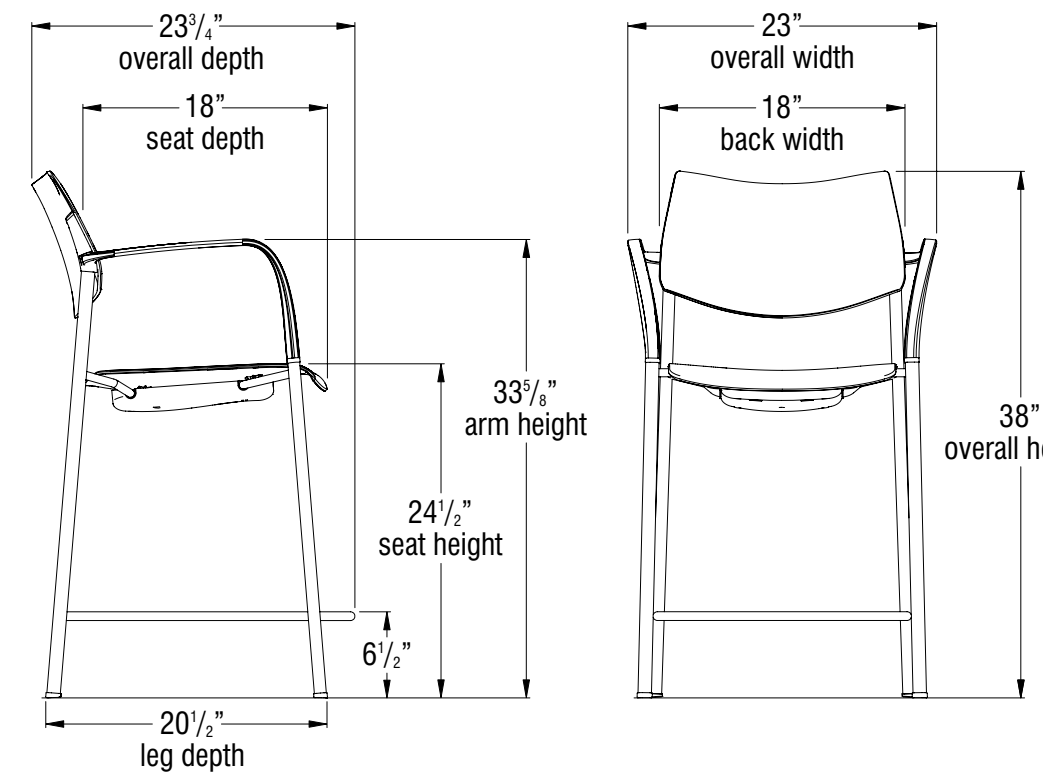


KT4W1124




KT4V1124

## Katera 4-Leg 24" High Café Stool with Arms

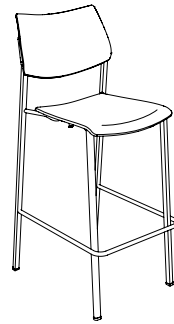




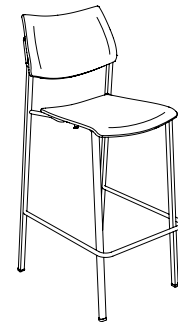
## Katera 4-Leg 30" High Armless Café Stools



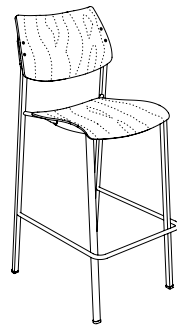
KT410030




KT420030



KT430030

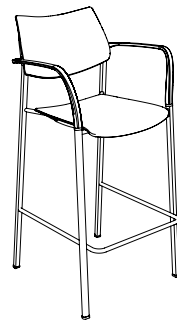


KT4W0024

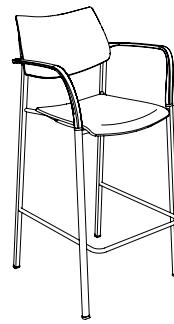


KT4V0030

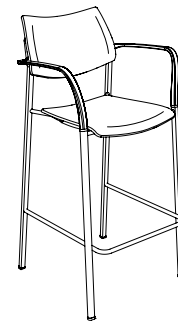
## Katera 4-Leg 30" High Café Stools with Arms



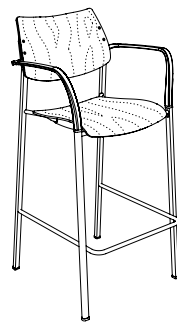
KT411130



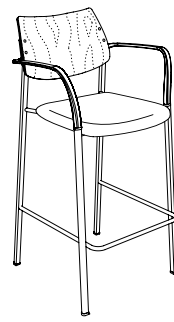
KT421130



KT431130

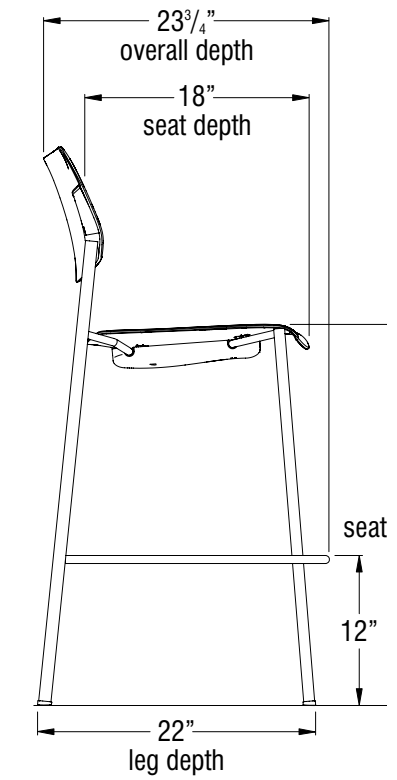
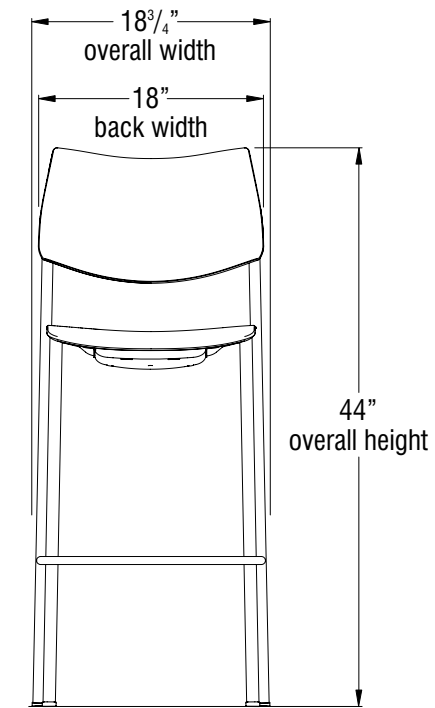


KT4W1130



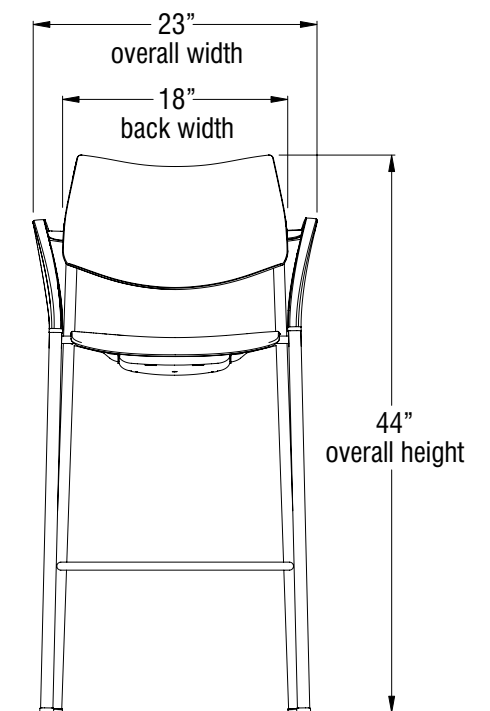
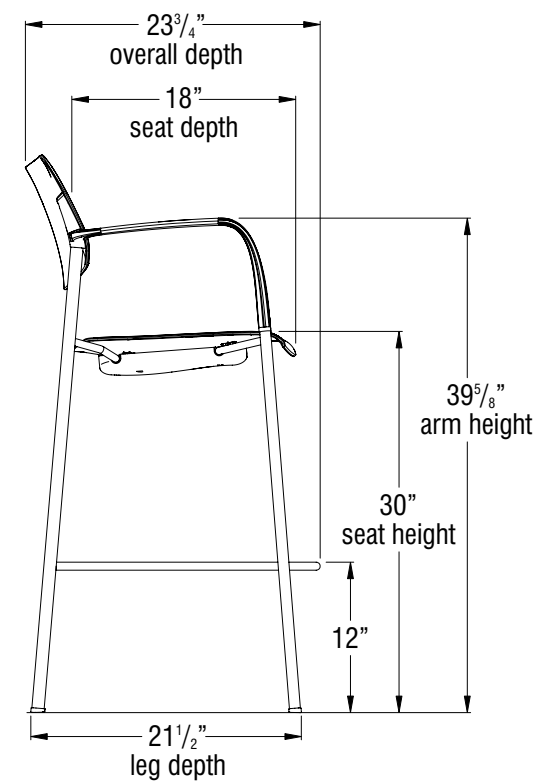
KT4V1130

## Katera 4-Leg 30" High Armless Café Stool



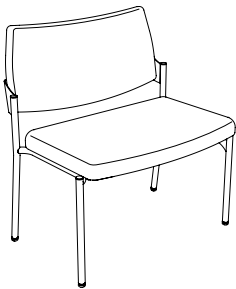
## Katera 4-Leg 24" High Café Stool with Arms

## Katera 4-Leg 30" High Café Stool with Arms

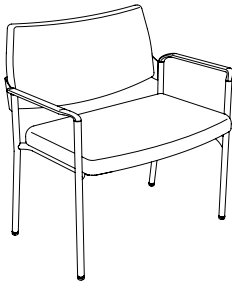




Katera XL Bariatric Chairs

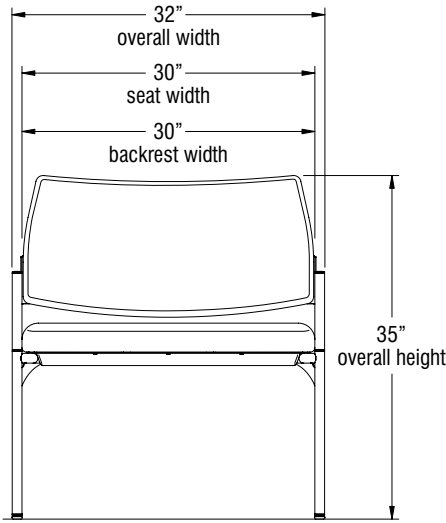


KTTX00

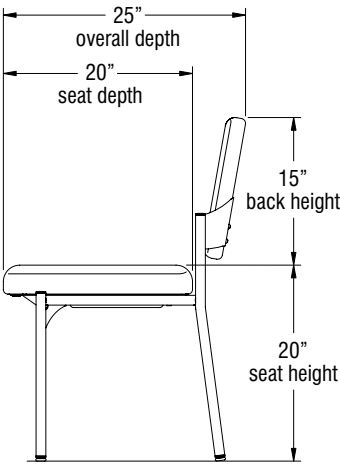


KTTX11

Katera XL Bariatric Armless Chair

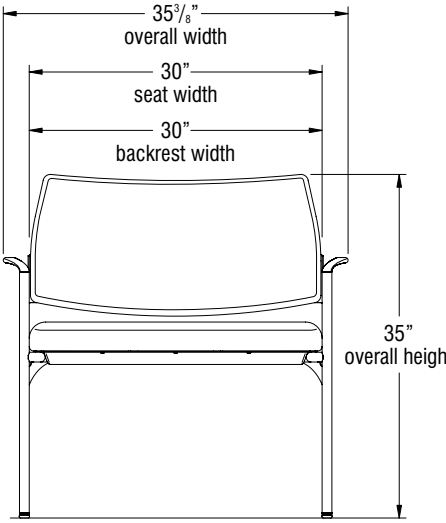


(front view)

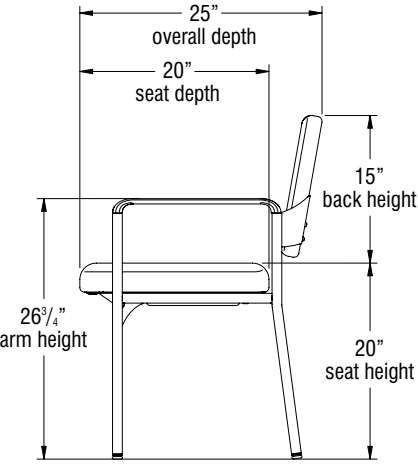


(side view)

Katera XL Bariatric Armchair



(front view)



(side view)



Seat and Back Color - Polypropylene		Frame/Leg Finish	
Non Flame-Retardant and Flame-Retardant		Black	BL
Black	PBL	Blue Grey	GR
Cool Grey	PCG	Bronze Metallic	ZM
Cottonwood	PCO	Cayenne	CY
Flannel	PFN	Champagne Metallic	CM
Poppy Red	PPR	Chrome	CH
Raw Jasper	PRJ	Cool Grey	CG
Sky Blue	PSK	Cottonwood	CO
Tarragon	PTQ	Earthen Clay	EY
Twilight Shadow	PTI	Espresso Metallic	EX
Warm Grey	PWG	Everglade Shade	EV
		Flannel	FN
Wood Back Finish		Glitz Metallic	GZ
Cherry Storm on Beech	BCX	Hazy Jade	HJ
Cinnamon on Beech	BCN	Honey Bee	HY
Cocoa on Beech	BCA	Light Tone	LG
Eclipse Black on Beech	BEB	Mardi Gras	MG
Florence Walnut on Beech	BFC	Misty Brown	MY
Monticello Maple on Beech	BMT	Nemo	NE
Natural on Beech	BNA	Nordic	ND
River Cherry on Beech	BRY	Poppy Red	PR
		Purple Haze	PH
Arm Finish		Rainforest	RQ
Black	ABL	Raw Jasper	RJ
Cool Grey	ACG	Rubber Ducky	RK
Cottonwood	ACO	Sand	SA
Poppy Red	APR	Sky Blue	SK
Sky Blue	ASK	Starlight Silver Metallic	SX
Warm Grey	AWG	Surf's Up	SP
Flannel	AFN	Tarragon	TQ
Raw Jasper	ARJ	Twilight Shadow	TI
Tarragon	ATQ	Ultra Blue	UB
Twilight Shadow	ATI	Warm Grey	WG
		Zesty Lime	ZL
		Black Textured (Matte)	BLT
		Cool Grey Textured (Matte)	CGT
		Cottonwood Textured (Matte)	COT
		Warm Grey Textured (Matte)	WGT



Finish Cards

View color swatches for items listed within this document.

- Paints
- Plastics/Poly
- Wood/Veneer
- Laminates
- Molded Edges
- Edge Styles
- Hard Plastics
- Glass

Certain options referenced may not be available on GSA Schedule.



		MODEL NUMBER														
		Basic Model	Fire Code	Poly Seat/Back Color	Frame/Leg Finish	Glide Option	Upholstery Color	Approx. Packaged Weight	Delivered Pricing	Delivered Pricing Fabric Grade 1 & C.O.M.	Delivered Pricing Fabric Grade 2	Delivered Pricing Fabric Grade 3 & Group 2V Vinyl	Delivered Pricing Pallas Fabric Group P0	Delivered Pricing Pallas Fabric Group P1	Delivered Pricing Pallas Fabric Group P2	Delivered Pricing Pallas Fabric Group P3
 KT11 KT12 KT13	<b>MODEL</b>															
	<b>Features</b>															
	<b>Four-Leg Armless Chair with Glides</b>	Poly Seat/Back	KT1100	<input type="checkbox"/> <input type="checkbox"/> <input type="checkbox"/>	<input type="checkbox"/> <input type="checkbox"/> <input type="checkbox"/>	<input type="checkbox"/> <input type="checkbox"/>	<input type="checkbox"/> <input type="checkbox"/> <input type="checkbox"/>	21.0#	\$ 458							
	• Polypropylene or upholstered seat and/or back	Uph Seat/Poly Back	KT1200	<input type="checkbox"/> <input type="checkbox"/> <input type="checkbox"/>	<input type="checkbox"/> <input type="checkbox"/> <input type="checkbox"/>	<input type="checkbox"/> <input type="checkbox"/>	<input type="checkbox"/> <input type="checkbox"/> <input type="checkbox"/> <input type="checkbox"/> <input type="checkbox"/> <input type="checkbox"/>	21.0#	N/A	502	523	535	570	603	631	643
	• Frame available in powdercoat steel or chrome	Uph Seat/Back	KT1300	<input type="checkbox"/> <input type="checkbox"/> <input type="checkbox"/>		<input type="checkbox"/> <input type="checkbox"/>	<input type="checkbox"/> <input type="checkbox"/> <input type="checkbox"/> <input type="checkbox"/> <input type="checkbox"/> <input type="checkbox"/>	21.0#	N/A	617	637	648	684	717	744	757
	• Polypropylene glide is level with floor. Available in black.															
	• Stacks 12 high (6 high w/uph) on dolly															
	• Stacks 6 high (3 high w/uph) on floor															
	• Tested to 350 pound weight rating															
 KTH1 KTH2 KTH3	<b>Four-Leg Armless Chair with Glides, Ganging</b>	Poly Seat/Back	KTH100	<input type="checkbox"/> <input type="checkbox"/> <input type="checkbox"/>	<input type="checkbox"/> <input type="checkbox"/> <input type="checkbox"/>	<input type="checkbox"/> <input type="checkbox"/>	<input type="checkbox"/> <input type="checkbox"/> <input type="checkbox"/>	21.0#	\$ 535							
	• Ganger mounts to underside of frame	Uph Seat/Poly Back	KTH200	<input type="checkbox"/> <input type="checkbox"/> <input type="checkbox"/>	<input type="checkbox"/> <input type="checkbox"/> <input type="checkbox"/>	<input type="checkbox"/> <input type="checkbox"/>	<input type="checkbox"/> <input type="checkbox"/> <input type="checkbox"/> <input type="checkbox"/> <input type="checkbox"/> <input type="checkbox"/>	21.0#	N/A	579	599	611	646	680	707	719
	• Ganger is retractable	Uph Seat/Back	KTH300	<input type="checkbox"/> <input type="checkbox"/> <input type="checkbox"/>		<input type="checkbox"/> <input type="checkbox"/>	<input type="checkbox"/> <input type="checkbox"/> <input type="checkbox"/> <input type="checkbox"/> <input type="checkbox"/> <input type="checkbox"/>	21.0#	N/A	693	714	724	760	794	821	834
	• Ganger is field installable															
	• Ganger is made of chrome-plated steel wire															
			<b>A</b>	<b>B</b>	<b>C</b>	<b>D</b>	<b>E</b>	<b>F</b>								

HOW TO ORDER

Indicate the following information on order form:

- Quantity of each item.
- Model number, including options. See “How To Build a Model Number”.
- Any special service required.

Note:

- The ☐ indicates that a choice is required.
- The absence of the ☐ indicates that no choice is required.
- Alpha-numeric characters in place of ☐ indicate that no other alternatives are available.

HOW TO BUILD A MODEL NUMBER

- A**Select basic model.
- B**Select fire code.

NFR

- Compliance to TB 117-2013

FR

- Compliance to TB 133

See Upholstery Information for TB133 upcharge.
- C**Select poly seat/back color.

Refer to the **Product Color Options** page in this price list.
- D**Select frame/leg finish.

Refer to the **Product Color Options** page in this price list.
- E**Select glide option.

GFT

- Felt glides

GPL

- Plastic glides

GSL

- Steel glides
- F**Select upholstery grade/color.

Refer to [ki.com/fabrics](https://www.ki.com/fabrics)

INFORMATION

**Californina TB133 Fire Safety Code**  
For California Technical Bulletin 133 compliant models, add the following upcharge.

Model=Polypropylene  
Added List Price=\$13

Model=Upholstered Seat/Poly Back  
Added List Price=\$65

Model=Upholstered Seat and Back  
Added List Price=\$97

UPHOLSTERY INFORMATION

**C.O.M. Upholstery**  
C.O.M. requirement for less than ten chairs is 1 yard of 54” wide nondirectional fabric. For ten or more chairs with an upholstered seat and back, the requirement is 3/4 yards. For an upholstered seat only, the requirement is 1/2 yards. For complete information on ordering C.O.M. see “Ordering Customer’s Own Material (C.O.M) Upholstery.” section.

SPECIAL SERVICES

Special Carton Marking



With specially marked information      N/C

**Shipping**  
Ships **assembled, FOB Green Bay, WI 54302, freight prepaid.** Freight class 125.

Specifications and prices are subject to change without prior notice.





		MODEL NUMBER															
		Basic Model	Fire Code	Wood Finish	Frame/Leg Finish	Glide Option	Upholstery Color										
MODEL	Features							Approx. Packaged Weight	Delivered Pricing	Delivered Pricing Fabric Grade 1 & C.O.M.	Delivered Pricing Fabric Grade 2	Delivered Pricing Fabric Grade 3 & Group 2V Vinyl	Delivered Pricing Pallas Fabric Group P0	Delivered Pricing Pallas Fabric Group P1	Delivered Pricing Pallas Fabric Group P2	Delivered Pricing Pallas Fabric Group P3	
 KT1W KT1V	<b>Four-Leg Wood Armless Chair with Glides</b> <ul style="list-style-type: none"><li>Wood seat and back with optional upholstered seat</li><li>Frame available in powdercoat steel or chrome</li><li>Polypropylene glide is level with floor. Available in black</li><li>Stacks 12 high (6 high w/uph) on dolly</li><li>Stacks 6 high (3 high w/uph) on floor</li><li>Tested to 350 pound weight rating</li></ul>	Wood Seat/Back	KT1W00	<input type="checkbox"/> <input type="checkbox"/> <input type="checkbox"/> <input type="checkbox"/>	<input type="checkbox"/> <input type="checkbox"/>	<input type="checkbox"/> <input type="checkbox"/> <input type="checkbox"/>		21.0#	\$ 758								
		Uph Seat/Wood Back	KT1V00	NFR	<input type="checkbox"/> <input type="checkbox"/> <input type="checkbox"/> <input type="checkbox"/>	<input type="checkbox"/> <input type="checkbox"/>	<input type="checkbox"/> <input type="checkbox"/> <input type="checkbox"/> <input type="checkbox"/> <input type="checkbox"/> <input type="checkbox"/>	21.0#	N/A	804	823	835	870	904	931	943	
 KTHW KTHV	<b>Four-Leg Wood Armless Chair with Glides, Ganging</b> <ul style="list-style-type: none"><li>Ganger mounts to underside of frame</li><li>Ganger is retractable</li><li>Ganger is field installable</li><li>Ganger is made of chrome-plated steel wire</li></ul>	Wood Seat/Back	KTHW00	<input type="checkbox"/> <input type="checkbox"/> <input type="checkbox"/> <input type="checkbox"/>	<input type="checkbox"/> <input type="checkbox"/>	<input type="checkbox"/> <input type="checkbox"/> <input type="checkbox"/>		21.0#	\$ 835								
		Uph Seat/Wood Back	KTHV00	NFR	<input type="checkbox"/> <input type="checkbox"/> <input type="checkbox"/> <input type="checkbox"/>	<input type="checkbox"/> <input type="checkbox"/>	<input type="checkbox"/> <input type="checkbox"/> <input type="checkbox"/> <input type="checkbox"/> <input type="checkbox"/> <input type="checkbox"/>	21.0#	N/A	880	900	912	946	981	1008	1020	
		<b>A</b>	<b>B</b>	<b>C</b>	<b>D</b>	<b>E</b>	<b>F</b>										

HOW TO ORDER

Indicate the following information on order form:

- Quantity of each item.
- Model number, including options. See “How To Build a Model Number”.
- Any special service required.

Note:

- The ☐ indicates that a choice is required.
- The absence of the ☐ indicates that no choice is required.
- Alpha-numeric characters in place of ☐ indicate that no other alternatives are available.

HOW TO BUILD A MODEL NUMBER

- A**Select basic model.
- B**Select fire code.

NFR - Compliance to TB 117-2013
- C**Select wood finish.

Refer to the **Product Color Options** page in this price list.
- D**Select frame/leg finish.

Refer to the **Product Color Options** page in this price list.
- E**Select glide option.

GFT - Felt glides

GPL - Plastic glides

GSL - Steel glides
- F**Select upholstery grade/color.

Refer to [ki.com/fabrics](#)

INFORMATION

**Californina TB133 Fire Safety Code**  
For California Technical Bulletin 133 compliant models, add the following upcharge.

Model=Polypropylene  
Added List Price=\$13

Model=Upholstered Seat/Poly Back  
Added List Price=\$65

Model=Upholstered Seat and Back  
Added List Price=\$97

UPHOLSTERY INFORMATION

**C.O.M. Upholstery**  
C.O.M. requirement for less than ten chairs is 1 yard of 54” wide nondirectional fabric. For ten or more chairs with an upholstered seat and back, the requirement is 3/4 yards. For an upholstered seat only, the requirement is 1/2 yards. For complete information on ordering C.O.M. see “Ordering Customer’s Own Material (C.O.M) Upholstery.” section.

SPECIAL SERVICES



Special Carton Marking

With specially marked information      N/C

**Shipping**  
Ships **assembled, FOB Green Bay, WI 54302, freight prepaid.** Freight class 125.

Specifications and prices are subject to change without prior notice.



			MODEL NUMBER																		
MODEL	Features		Basic Model	Fire Code	Wood Finish	Frame/Leg Finish	Arm Finish	Glide Option	Upholstery Color			Approx. Packaged Weight	Delivered Pricing	Delivered Pricing	Delivered Pricing	Delivered Pricing	Delivered Pricing	Delivered Pricing	Delivered Pricing		
														Fabric Grade 1 & C.O.M.	Fabric Grade 2	Fabric Grade 3 & Group 2V Vinyl	Pallas Fabric Group P0	Pallas Fabric Group P1	Pallas Fabric Group P2	Pallas Fabric Group P3	
 KT1W KT1V	<b>Four-Leg Wood Arm Chair with Glides</b>	Wood Seat/Back	KT1W11		□□□□	□□	□□□	□□□				21.0#	\$ 866								
	• Wood seat and back with optional upholstered seat	Uph Seat/Wood Back	KT1V11	NFR	□□□□	□□	□□□	□□□	□□□□□			21.0#	N/A	913	932	943	980	1012	1039	1052	
	• Frame available in powdercoat steel or chrome																				
	• Arm in polypropylene/glass-reinforced material with steel insert																				
	• Arm matches frame/leg color, except for chrome. Chrome frame requires arm color selection																				
	• Polypropylene glide is level with floor. Available in black																				
	• Stacks 12 high (6 high w/uph) on dolly																				
	• Stacks 6 high (3 high w/uph) on floor																				
	• Testedd to 350 pound weight rating																				
 KTHW KTHV	<b>Four-Leg Wood Arm Chair with Glides, Ganging</b>	Wood Seat/Back	KTHW11		□□□□	□□	□□□	□□□				21.0#	\$ 943								
	• Ganger mounts to underside of frame	Uph Seat/Wood Back	KTHV11	NFR	□□□□	□□	□□□	□□□	□□□□□			21.0#	N/A	989	1009	1020	1056	1089	1116	1129	
	• Ganger is retractable																				
	• Ganger is field installable																				
	• Ganger is made of chrome-plated steel wire																				
			<b>A</b>	<b>B</b>	<b>C</b>	<b>D</b>	<b>E</b>	<b>F</b>	<b>G</b>												

HOW TO ORDER

Indicate the following information on order form:

1. Quantity of each item.
2. Model number, including options. See “How To Build a Model Number”.
3. Any special service required.

Note:

- The □ indicates that a choice is required.
- The absence of the □ indicates that no choice is required.
- Alpha-numeric characters in place of □ indicate that no other alternatives are available.

HOW TO BUILD A MODEL NUMBER

- A**Select basic model.
- B**Select fire code.

NFR - Compliance to TB 117-2013
- C**Select wood finish.

Refer to the **Product Color Options** page in this price list.
- D**Select frame/leg finish.

Refer to the **Product Color Options** page in this price list.
- E**Select arm finish.
- F**Select glide option.

GFT - Felt glides

GPL - Plastic glides

GSL - Steel glides

**G**Select upholstery grade/color.  
Refer to [ki.com/fabrics](https://www.ki.com/fabrics)

INFORMATION

**Californina TB133 Fire Safety Code**  
For California Technical Bulletin 133 compliant models, add the following upcharge.

Model=Polypropylene  
Added List Price=\$13

Model=Upholstered Seat/Poly Back  
Added List Price=\$65

Model=Upholstered Seat and Back  
Added List Price=\$97

UPHOLSTERY INFORMATION

**C.O.M. Upholstery**  
C.O.M. requirement for less than ten chairs is 1 yard of 54” wide nondirectional fabric. For ten or more chairs with an upholstered seat and back, the requirement is 3/4 yards. For an upholstered seat only, the requirement is 1/2 yards. For complete information on ordering C.O.M. see “Ordering Customer’s Own Material (C.O.M) Upholstery.” section.

SPECIAL SERVICES

Special Carton Marking

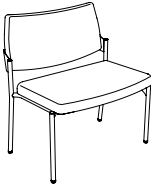
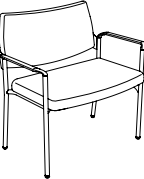
With specially marked information N/C

**Shipping**  
Ships **assembled, FOB Green Bay, WI 54302, freight prepaid.** Freight class 125.

Specifications and prices are subject to change without prior notice.





		MODEL NUMBER													
		Basic Model	Fire Code	Frame/Leg Finish	Arm Finish	Glide Option	Upholstery Color								
	<b>MODEL</b>							Approx. Packaged Weight	Delivered Pricing Fabric Grade 1 & C.O.M.	Delivered Pricing Fabric Grade 2	Delivered Pricing Fabric Grade 3 & Group 2V Vinyl	Delivered Pricing Pallas Fabric Group P0	Delivered Pricing Pallas Fabric Group P1	Delivered Pricing Pallas Fabric Group P2	Delivered Pricing Pallas Fabric Group P3
	<b>Features</b>														
	Uph Seat/Back	KTT700	<input type="checkbox"/> <input type="checkbox"/> <input type="checkbox"/>	<input type="checkbox"/> <input type="checkbox"/>		<input type="checkbox"/> <input type="checkbox"/> <input type="checkbox"/>	<input type="checkbox"/> <input type="checkbox"/> <input type="checkbox"/> <input type="checkbox"/> <input type="checkbox"/>								
KTT7															
	<b>MODEL</b>							Approx. Packaged Weight	\$ 1281	\$ 1319	\$ 1341	\$ 1405	\$ 1469	\$ 1519	\$ 1541
	<b>Features</b>														
	Uph Seat/Back	KTT711	<input type="checkbox"/> <input type="checkbox"/> <input type="checkbox"/>	<input type="checkbox"/> <input type="checkbox"/>	<input type="checkbox"/> <input type="checkbox"/> <input type="checkbox"/>	<input type="checkbox"/> <input type="checkbox"/> <input type="checkbox"/>	<input type="checkbox"/> <input type="checkbox"/> <input type="checkbox"/> <input type="checkbox"/> <input type="checkbox"/>								
KTT7															
		<b>A</b>	<b>B</b>	<b>C</b>	<b>D</b>	<b>E</b>	<b>F</b>								

HOW TO ORDER

Indicate the following information on order form:

- Quantity of each item.
- Model number, including options. See “How To Build a Model Number”.
- Any special service required.

Note:

- The ☐ indicates that a choice is required.
- The absence of the ☐ indicates that no choice is required.
- Alpha-numeric characters in place of ☐ indicate that no other alternatives are available.

HOW TO BUILD A MODEL NUMBER

- A**Select basic model.
- B**Select fire code.

**NFR** - Compliance to TB 117-2013

**FR** - Compliance to TB 133

See Upholstery Information for TB133 upcharge.
- C**Select frame/leg finish.

Refer to the **Product Color Options** page in this price list.
- D**Select arm finish.

Refer to the **Product Color Options** page in this price list.
- E**Select glide option.

**GPL** - Plastic glides

**GSL** - Chrome plated steel glides
- F**Select upholstery grade/color.

Refer to [ki.com/fabrics](#)

INFORMATION

**Californina TB133 Fire Safety Code**  
For California Technical Bulletin 133 compliant models, add the following upcharge.

Model=Upholstered Seat and Back  
Added List Price=\$97

UPHOLSTERY INFORMATION

**C.O.M. Upholstery**  
C.O.M. requirement for less than ten chairs is 1 yard of 54” wide nondirectional fabric. For ten or more chairs with an upholstered seat and back, the requirement is 3/4 yards. For an upholstered seat only, the requirement is 1/2 yards. For complete information on ordering C.O.M. see “Ordering Customer’s Own Material (C.O.M) Upholstery.” section.

SPECIAL SERVICES

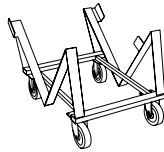
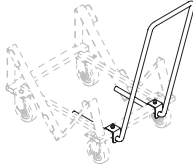
Special Carton Marking

With specially marked information      N/C

**Shipping**  
Ships **assembled, FOB Green Bay, WI 54302, freight prepaid.** Freight class 125.

Specifications and prices are subject to change without prior notice.



MODEL	MODEL NUMBER			
	Basic Model	Approx. Packaged Weight	Delivered Pricing	
 <b>Transport Dolly</b> <ul style="list-style-type: none"><li>• Can accomdate up to 12 chairs</li><li>• Easy maneuverability with 5" casters: two fixed, two swivel</li><li>• Black powder-coated finish</li></ul>	KCD.BL	31.0#	\$ 491	
HRDPT				
 <b>Universal Dolly Handle</b> <ul style="list-style-type: none"><li>• Field installable</li><li>• Provides convenient handle for relocating dolly when empty or loaded</li><li>• Overall dolly height with handle is 37"</li></ul>	UDH.BL	8.0#	\$ 199	
HRDPT				

A

HOW TO ORDER

Indicate the following information on order form:

1. Quantity of each item.
2. Model number, including options. See “How To Build a Model Number”.
3. Any special service required.

Note:

- The ☐ indicates that a choice is required.
- The absence of the ☐ indicates that no choice is required.
- Alpha-numeric characters in place of ☐ indicate that no other alternatives are available.

HOW TO BUILD A MODEL NUMBER

A Select basic model.

SPECIAL SERVICES


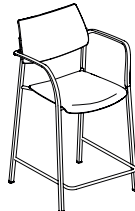
Special Carton Marking

With specially marked information      N/C

**Shipping**  
Ships **assembled, FOB Green Bay, WI 54302, freight prepaid.** Freight class 125.

Specifications and prices are subject to change without prior notice.



			MODEL NUMBER																
			Basic Model	Fire Code	Poly Seat/Back Color	Frame/Leg Finish	Arm Finish	Glide Option	Upholstery Color										
MODEL	Features																		
 KT41 KT42 KT43	<b>Four-Leg Armless Cafe Stools with Glides, 24” Height</b>	Poly Seat/Back	KT410024	<input type="checkbox"/> <input type="checkbox"/> <input type="checkbox"/>	<input type="checkbox"/> <input type="checkbox"/> <input type="checkbox"/>	<input type="checkbox"/> <input type="checkbox"/>			<input type="checkbox"/> <input type="checkbox"/> <input type="checkbox"/>		30.0#	\$ 741							
	<ul style="list-style-type: none"><li>• Polypropylene or upholstered seat and/or back</li><li>• Frame available in powdercoat steel or chrome</li><li>• Polypropylene glide is level with floor. Available in black</li><li>• Tested to 350 pound weight rating</li><li>• 24” H stool specified for use with 36” H tables</li><li>• Stool does not stack</li></ul>	Uph Seat/Poly Back	KT420024	<input type="checkbox"/> <input type="checkbox"/> <input type="checkbox"/>	<input type="checkbox"/> <input type="checkbox"/> <input type="checkbox"/>	<input type="checkbox"/> <input type="checkbox"/>			<input type="checkbox"/> <input type="checkbox"/> <input type="checkbox"/>	<input type="checkbox"/> <input type="checkbox"/> <input type="checkbox"/> <input type="checkbox"/> <input type="checkbox"/> <input type="checkbox"/>	30.0#	N/A	786	807	816	853	887	914	926
		Uph Seat/Back	KT430024	<input type="checkbox"/> <input type="checkbox"/> <input type="checkbox"/>		<input type="checkbox"/> <input type="checkbox"/>			<input type="checkbox"/> <input type="checkbox"/> <input type="checkbox"/>	<input type="checkbox"/> <input type="checkbox"/> <input type="checkbox"/> <input type="checkbox"/> <input type="checkbox"/> <input type="checkbox"/>	30.0#	N/A	900	919	931	967	999	1028	1039
 KT41 KT42 KT43	<b>Four-Leg Cafe Stool with Arm and Glides, 24” Height</b>	Poly Seat/Back	KT411124	<input type="checkbox"/> <input type="checkbox"/> <input type="checkbox"/>	<input type="checkbox"/> <input type="checkbox"/> <input type="checkbox"/>	<input type="checkbox"/> <input type="checkbox"/>	<input type="checkbox"/> <input type="checkbox"/> <input type="checkbox"/> <input type="checkbox"/>	<input type="checkbox"/> <input type="checkbox"/> <input type="checkbox"/> <input type="checkbox"/>		30.0#	\$ 849								
	<ul style="list-style-type: none"><li>• Polypropylene or upholstered seat and/or back</li><li>• Frame available in powdercoat steel or chrome</li><li>• Polypropylene glide is level with floor. Available in black</li><li>• Arm in polypropylene/glass-reinforced material with steel insert</li><li>• Arm matches frame/leg color, except for chrome. Chrome frame requires arm color selection</li><li>• Tested to 350 pound weight rating</li><li>• 24” H stool specified for use with 36” H tables</li><li>• Stool does not stack</li></ul>	Uph Seat/Poly Back	KT421124	<input type="checkbox"/> <input type="checkbox"/> <input type="checkbox"/>	<input type="checkbox"/> <input type="checkbox"/> <input type="checkbox"/>	<input type="checkbox"/> <input type="checkbox"/>	<input type="checkbox"/> <input type="checkbox"/> <input type="checkbox"/> <input type="checkbox"/>	<input type="checkbox"/> <input type="checkbox"/> <input type="checkbox"/> <input type="checkbox"/> <input type="checkbox"/> <input type="checkbox"/>	<input type="checkbox"/> <input type="checkbox"/> <input type="checkbox"/> <input type="checkbox"/> <input type="checkbox"/> <input type="checkbox"/>	30.0#	N/A	894	915	926	962	995	1022	1035	
		Uph Seat/Back	KT431124	<input type="checkbox"/> <input type="checkbox"/> <input type="checkbox"/>		<input type="checkbox"/> <input type="checkbox"/>	<input type="checkbox"/> <input type="checkbox"/> <input type="checkbox"/> <input type="checkbox"/>	<input type="checkbox"/> <input type="checkbox"/> <input type="checkbox"/> <input type="checkbox"/> <input type="checkbox"/> <input type="checkbox"/>	<input type="checkbox"/> <input type="checkbox"/> <input type="checkbox"/> <input type="checkbox"/> <input type="checkbox"/> <input type="checkbox"/>	30.0#	N/A	968	988	998	1035	1068	1095	1108	
		<b>A</b>	<b>B</b>	<b>C</b>	<b>D</b>	<b>E</b>	<b>F</b>	<b>G</b>											

HOW TO ORDER

Indicate the following information on order form:

1. Quantity of each item.
2. Model number, including options. See “How To Build a Model Number”.
3. Any special service required.

Note:

- The ☐ indicates that a choice is required.
- The absence of the ☐ indicates that no choice is required.
- Alpha-numeric characters in place of ☐ indicate that no other alternatives are available.

HOW TO BUILD A MODEL NUMBER

- A**Select basic model.
- B**Select fire code.

NFR

FR

- Compliance to TB 117-2013

- Compliance to TB 133

See Upholstery Information for TB133 upcharge.
- C**Select poly seat/back color.

Refer to the **Product Color Options** page in this price list.
- D**Select frame/leg finish.

Refer to the **Product Color Options** page in this price list.
- E**Select arm finish.

Refer to the **Product Color Options** page in this price list.
- F**Select glide option.

GFT

GPL

GSL

- Felt glides

- Plastic glides

- Steel glides
- G**Select upholstery grade/color.

Refer to [ki.com/fabrics](#)

INFORMATION

**Californina TB133 Fire Safety Code**  
For California Technical Bulletin 133 compliant models, add the following upcharge.

Model=Polypropylene  
Added List Price=\$13

Model=Upholstered Seat/Poly Back  
Added List Price=\$65

Model=Upholstered Seat and Back  
Added List Price=\$97

UPHOLSTERY INFORMATION

**C.O.M. Upholstery**  
C.O.M. requirement for less than ten chairs is 1 yard of 54” wide nondirectional fabric. For ten or more chairs with an upholstered seat and back, the requirement is 3/4 yards. For an upholstered seat only, the requirement is 1/2 yards. For complete information on ordering C.O.M. see “Ordering Customer’s Own Material (C.O.M) Upholstery.” section.

SPECIAL SERVICES



Special Carton Marking

With specially marked information      N/C

**Shipping**  
Ships **assembled, FOB Green Bay, WI 54302, freight prepaid.** Freight class 125.

Specifications and prices are subject to change without prior notice.



			MODEL NUMBER															
			Basic Model	Fire Code	Poly Seat/Back Color	Frame/Leg Finish	Arm Finish	Glide Option	Upholstery Color									
MODEL	Features									Approx. Packaged Weight	Delivered Pricing	Delivered Pricing Fabric Grade 1 & C.O.M.	Delivered Pricing Fabric Grade 2	Delivered Pricing Fabric Grade 3 & Group 2V Vinyl	Delivered Pricing Pallas Fabric Group P0	Delivered Pricing Pallas Fabric Group P1	Delivered Pricing Pallas Fabric Group P2	Delivered Pricing Pallas Fabric Group P3
 KT41 KT42 KT43	<b>Four-Leg Armless Cafe Stools with Glides, 30" Height</b>	Poly Seat/Back	KT410030	<input type="checkbox"/> <input type="checkbox"/> <input type="checkbox"/>	<input type="checkbox"/> <input type="checkbox"/> <input type="checkbox"/>	<input type="checkbox"/> <input type="checkbox"/>		<input type="checkbox"/> <input type="checkbox"/> <input type="checkbox"/>		35.0#	\$ 741							
	• Polypropylene or upholstered seat and/or back	Uph Seat/Poly Back	KT420030	<input type="checkbox"/> <input type="checkbox"/> <input type="checkbox"/>	<input type="checkbox"/> <input type="checkbox"/> <input type="checkbox"/>	<input type="checkbox"/> <input type="checkbox"/>		<input type="checkbox"/> <input type="checkbox"/> <input type="checkbox"/>	<input type="checkbox"/> <input type="checkbox"/> <input type="checkbox"/> <input type="checkbox"/> <input type="checkbox"/> <input type="checkbox"/>	35.0#	N/A	786	807	816	853	887	914	926
	• Frame available in powdercoat steel or chrome	Uph Seat/Back	KT430030	<input type="checkbox"/> <input type="checkbox"/> <input type="checkbox"/>		<input type="checkbox"/> <input type="checkbox"/>		<input type="checkbox"/> <input type="checkbox"/> <input type="checkbox"/>	<input type="checkbox"/> <input type="checkbox"/> <input type="checkbox"/> <input type="checkbox"/> <input type="checkbox"/> <input type="checkbox"/>	35.0#	N/A	900	919	931	967	999	1028	1039
	• Polypropylene glide is level with floor. Available in black																	
	• Tested to 350 pound weight rating																	
	• 30" H stool specified for use with 42" H tables																	
	• Stool does not stack																	
 KT41 KT42 KT43	<b>Four-Leg Cafe Stools with Arm and Glides, 30" Height</b>	Poly Seat/Back	KT411130	<input type="checkbox"/> <input type="checkbox"/> <input type="checkbox"/>	<input type="checkbox"/> <input type="checkbox"/> <input type="checkbox"/>	<input type="checkbox"/> <input type="checkbox"/>	<input type="checkbox"/> <input type="checkbox"/> <input type="checkbox"/> <input type="checkbox"/> <input type="checkbox"/> <input type="checkbox"/>	<input type="checkbox"/> <input type="checkbox"/> <input type="checkbox"/> <input type="checkbox"/> <input type="checkbox"/> <input type="checkbox"/>		35.0#	\$ 849							
	• Polypropylene or upholstered seat and/or back	Uph Seat/Poly Back	KT421130	<input type="checkbox"/> <input type="checkbox"/> <input type="checkbox"/>	<input type="checkbox"/> <input type="checkbox"/> <input type="checkbox"/>	<input type="checkbox"/> <input type="checkbox"/>	<input type="checkbox"/> <input type="checkbox"/> <input type="checkbox"/> <input type="checkbox"/> <input type="checkbox"/> <input type="checkbox"/>	<input type="checkbox"/> <input type="checkbox"/> <input type="checkbox"/> <input type="checkbox"/> <input type="checkbox"/> <input type="checkbox"/>	<input type="checkbox"/> <input type="checkbox"/> <input type="checkbox"/> <input type="checkbox"/> <input type="checkbox"/> <input type="checkbox"/>	35.0#	N/A	894	915	926	962	995	1022	1035
	• Frame available in powdercoat steel or chrome	Uph Seat/Back	KT431130	<input type="checkbox"/> <input type="checkbox"/> <input type="checkbox"/>		<input type="checkbox"/> <input type="checkbox"/>	<input type="checkbox"/> <input type="checkbox"/> <input type="checkbox"/> <input type="checkbox"/> <input type="checkbox"/> <input type="checkbox"/>	<input type="checkbox"/> <input type="checkbox"/> <input type="checkbox"/> <input type="checkbox"/> <input type="checkbox"/> <input type="checkbox"/>	<input type="checkbox"/> <input type="checkbox"/> <input type="checkbox"/> <input type="checkbox"/> <input type="checkbox"/> <input type="checkbox"/>	35.0#	N/A	968	988	998	1035	1068	1095	1108
	• Arm in polypropylene/glass-reinforced material with steel insert																	
	• Arm matches frame/leg color, except for chrome. Chrome frame requires arm color selection																	
	• Tested to 350 pound weight rating																	
	• 30" H stool specified for use with 42" H tables																	
	• Stool does not stack																	
			<b>A</b>	<b>B</b>	<b>C</b>	<b>D</b>	<b>E</b>	<b>F</b>	<b>G</b>									

HOW TO ORDER

Indicate the following information on order form:  
1. Quantity of each item.  
2. Model number, including options. See “How To Build a Model Number”.  
3. Any special service required.

Note: • The ☐ indicates that a choice is required.  
• The absence of the ☐ indicates that no choice is required.  
• Alpha-numeric characters in place of ☐ indicate that no other alternatives are available.

HOW TO BUILD A MODEL NUMBER

- A**Select basic model.  
**B**Select fire code.  

NFR

FR

- Compliance to TB 117-2013

- Compliance to TB 133

See Upholstery Information for TB133 upcharge.

**C**Select poly seat/back color.  
Refer to the **Product Color Options** page in this price list.  
**D**Select frame/leg finish.  
Refer to the **Product Color Options** page in this price list.  
**E**Select arm finish.  
Refer to the **Product Color Options** page in this price list.  
**F**Select glide option.  

GFT

GPL

GSL

- Felt glides

- Plastic glides

- Steel glides
- G**Select upholstery grade/color.  
Refer to [ki.com/fabrics](https://www.ki.com/fabrics)

INFORMATION

**Californina TB133 Fire Safety Code**  
For California Technical Bulletin 133 compliant models, add the following upcharge.

Model=Polypropylene  
Added List Price=\$13

Model=Upholstered Seat/Poly Back  
Added List Price=\$65

Model=Upholstered Seat and Back  
Added List Price=\$97

UPHOLSTERY INFORMATION

**C.O.M. Upholstery**  
C.O.M. requirement for less than ten chairs is 1 yard of 54” wide nondirectional fabric. For ten or more chairs with an upholstered seat and back, the requirement is 3/4 yards. For an upholstered seat only, the requirement is 1/2 yards. For complete information on ordering C.O.M. see “Ordering Customer’s Own Material (C.O.M) Upholstery.” section.

SPECIAL SERVICES



Special Carton Marking

With specially marked information N/C

**Shipping**  
Ships **assembled, FOB Green Bay, WI 54302, freight prepaid.** Freight class 125.

Specifications and prices are subject to change without prior notice.



			MODEL NUMBER																
			Basic Model	Fire Code	Wood Finish	Frame/Leg Finish	Arm Finish	Glide Option	Upholstery Color										
  KT4W KT4V	<b>Four-Leg Wood Armless Cafe Stools with Glides, 24" Height</b> <ul style="list-style-type: none"><li>• Wood seat and back with optional upholstered seat</li><li>• Frame available in powdercoat steel or chrome</li><li>• Polypropylene glide is level with floor. Available in black</li><li>• Tested to 350 pound weight rating</li><li>• 24" H stool specified for use with 36" H tables</li><li>• Stool does not stack</li></ul>	Wood Seat/Back	KT4W0024	<input type="checkbox"/> <input type="checkbox"/> <input type="checkbox"/> <input type="checkbox"/>	<input type="checkbox"/> <input type="checkbox"/>		<input type="checkbox"/> <input type="checkbox"/> <input type="checkbox"/>			30.0#	\$ 1041								
		Uph Seat/Wood Back	KT4V0024	NFR	<input type="checkbox"/> <input type="checkbox"/> <input type="checkbox"/> <input type="checkbox"/>	<input type="checkbox"/> <input type="checkbox"/>		<input type="checkbox"/> <input type="checkbox"/> <input type="checkbox"/>	<input type="checkbox"/> <input type="checkbox"/> <input type="checkbox"/> <input type="checkbox"/> <input type="checkbox"/> <input type="checkbox"/>	30.0#	N/A	1086	1107	1117	1153	1187	1214	1227	
  KT4W KT4V	<b>Four-Leg Wood Cafe Stools with Arm and Glides, 24" Height</b> <ul style="list-style-type: none"><li>• Wood seat and back with optional upholstered seat</li><li>• Frame available in powdercoat steel or chrome</li><li>• Polypropylene glide is level with floor. Available in black</li><li>• Arm in polypropylene/glass-reinforced material with steel insert</li><li>• Arm matches frame/leg color, except for chrome. Chrome frame requires arm color selection</li><li>• Tested to 350 pound weight rating</li><li>• 24" H stool specified for use with 36" H tables</li><li>• Stool does not stack</li></ul>	Wood Seat/Back	KT4W1124	<input type="checkbox"/> <input type="checkbox"/> <input type="checkbox"/> <input type="checkbox"/>	<input type="checkbox"/> <input type="checkbox"/>	<input type="checkbox"/> <input type="checkbox"/> <input type="checkbox"/> <input type="checkbox"/>	<input type="checkbox"/> <input type="checkbox"/> <input type="checkbox"/> <input type="checkbox"/>	<input type="checkbox"/> <input type="checkbox"/> <input type="checkbox"/> <input type="checkbox"/>		30.0#	\$ 1150								
		Uph Seat/Wood Back	KT4V1124	NFR	<input type="checkbox"/> <input type="checkbox"/> <input type="checkbox"/> <input type="checkbox"/>	<input type="checkbox"/> <input type="checkbox"/>	<input type="checkbox"/> <input type="checkbox"/> <input type="checkbox"/> <input type="checkbox"/>	<input type="checkbox"/> <input type="checkbox"/> <input type="checkbox"/> <input type="checkbox"/> <input type="checkbox"/> <input type="checkbox"/>		30.0#	N/A	1194	1215	1227	1261	1295	1323	1335	

A

B

C

D

E

F

G

A

B

C

D

E

F

G

HOW TO ORDER

Indicate the following information on order form:  
1. Quantity of each item.  
2. Model number, including options. See “How To Build a Model Number”.  
3. Any special service required.

Note: • The ☐ indicates that a choice is required.  
• The absence of the ☐ indicates that no choice is required.  
• Alpha-numeric characters in place of ☐ indicate that no other alternatives are available.

HOW TO BUILD A MODEL NUMBER

- A**Select basic model.
- B**Select fire code.  
NFR - Compliance to TB 117-2013
- C**Select wood finish.  
Refer to the **Product Color Options** page in this price list.
- D**Select frame/leg finish.  
Refer to the **Product Color Options** page in this price list.
- E**Select arm finish.  
Refer to the **Product Color Options** page in this price list.
- F**Select glide option.  
GFT - Felt glides  
GPL - Plastic glides  
GSL - Steel glides

**G**Select upholstery grade/color.  
Refer to [ki.com/fabrics](https://www.ki.com/fabrics)

INFORMATION

**Californina TB133 Fire Safety Code**  
For California Technical Bulletin 133 compliant models, add the following upcharge.

Model=Polypropylene  
Added List Price=\$13

Model=Upholstered Seat/Poly Back  
Added List Price=\$65

Model=Upholstered Seat and Back  
Added List Price=\$97

UPHOLSTERY INFORMATION

**C.O.M. Upholstery**  
C.O.M. requirement for less than ten chairs is 1 yard of 54” wide nondirectional fabric. For ten or more chairs with an upholstered seat and back, the requirement is 3/4 yards. For an upholstered seat only, the requirement is 1/2 yards. For complete information on ordering C.O.M. see “Ordering Customer’s Own Material (C.O.M) Upholstery.” section.

SPECIAL SERVICES



Special Carton Marking

With specially marked information N/C

**Shipping**  
Ships **assembled, FOB Green Bay, WI 54302, freight prepaid.** Freight class 125.

Specifications and prices are subject to change without prior notice.



			MODEL NUMBER															
			Basic Model	Fire Code	Wood Finish	Frame/Leg Finish	Arm Finish	Glide Option	Upholstery Color									
 KT4W KT4V	<b>Four-Leg Wood Armless Cafe Stools with Glides, 30" Height</b> <ul style="list-style-type: none"><li>• Wood seat and back with optional upholstered seat</li><li>• Frame available in powdercoat steel or chrome</li><li>• Polypropylene glide is level with floor. Available in black</li><li>• Tested to 350 pound weight rating</li><li>• 30" H stool specified for use with 42" H tables</li><li>• Stool does not stack</li></ul>	Wood Seat/Back	KT4W0030															
		Uph Seat/Wood Back	KT4V0030	NFR														
 KT4W KT4V	<b>Four-Leg Wood Cafe Stools with Arm and Glides, 30" Height</b> <ul style="list-style-type: none"><li>• Wood seat and back with optional upholstered seat</li><li>• Frame available in powdercoat steel or chrome</li><li>• Polypropylene glide is level with floor. Available in black</li><li>• Arm in polypropylene/glass-reinforced material with steel insert</li><li>• Arm matches frame/leg color, except for chrome. Chrome frame requires arm color selection</li><li>• Tested to 350 pound weight rating</li><li>• 30" H stool specified for use with 42" H tables</li><li>• Stool does not stack</li></ul>	Wood Seat/Back	KT4W1130															
		Uph Seat/Wood Back	KT4V1130	NFR														

A

B

C

D

E

F

G

A

B

C

D

E

F

G

HOW TO ORDER

Indicate the following information on order form:  
1. Quantity of each item.  
2. Model number, including options. See “How To Build a Model Number”.  
3. Any special service required.

Note: • The ☐ indicates that a choice is required.  
• The absence of the ☐ indicates that no choice is required.  
• Alpha-numeric characters in place of ☐ indicate that no other alternatives are available.

HOW TO BUILD A MODEL NUMBER

- A**Select basic model.
- B**Select fire code.

**NFR** - Compliance to TB 117-2013
- C**Select wood finish.

Refer to the **Product Color Options** page in this price list.
- D**Select frame/leg finish.

Refer to the **Product Color Options** page in this price list.
- E**Select arm finish.

Refer to the **Product Color Options** page in this price list.
- F**Select glide option.

**GFT** - Felt glides

**GPL** - Plastic glides

**GSL** - Steel glides

**G**Select upholstery grade/color.  
Refer to [ki.com/fabrics](https://www.ki.com/fabrics)

INFORMATION

**Californina TB133 Fire Safety Code**  
For California Technical Bulletin 133 compliant models, add the following upcharge.

Model=Polypropylene  
Added List Price=\$13

Model=Upholstered Seat/Poly Back  
Added List Price=\$65

Model=Upholstered Seat and Back  
Added List Price=\$97

UPHOLSTERY INFORMATION

**C.O.M. Upholstery**  
C.O.M. requirement for less than ten chairs is 1 yard of 54” wide nondirectional fabric. For ten or more chairs with an upholstered seat and back, the requirement is 3/4 yards. For an upholstered seat only, the requirement is 1/2 yards. For complete information on ordering C.O.M. see “Ordering Customer’s Own Material (C.O.M) Upholstery.” section.

SPECIAL SERVICES

Special Carton Marking

With specially marked information N/C

**Shipping**  
Ships **assembled, FOB Green Bay, WI 54302, freight prepaid.** Freight class 125.

Specifications and prices are subject to change without prior notice.



1330 BELLEVUE STREET  
GREEN BAY, WI 54302  
800.424.2432 / KI.COM

KI is a trusted expert for furniture and wall systems around the globe.  
USA | CANADA | MEXICO | UK | EUROPE | ASIA | MIDDLE EAST  
© 2023 Krueger International, Inc. All Rights Reserved.