



SOLTÍCE[®] COLLECTION

PRICE LIST

EFFECTIVE APRIL 3, 2024
800.424.2432



Ordering Customer's Own Material (C.O.M.) Upholstery		
Information		3
Soltice® Healthcare		
General Information		5
Product Color Options		6
Sleeper		7
Sleeper Replacement Parts		12
Recliner		13
Recliner Replacement Parts		16
Bariatric		17
Bariatric Replacement Parts		18
Soltice® 1.5 Healthcare		
General Information		19
Product Color Options		20
Recliner		21
Soltice® II Healthcare		
General Information		26
Product Color Options		27
Recliner		28
Soltice® 1.5 and Soltice® II Healthcare		
Recliner Replacement Parts		33
Soltice® Lounge		
General Information		34
Product Color Options		35
Lounge Seating		36
Soltice® Multiple Seating		
General Information		45
Product Color Options		46
Multiple Seating		47
Soltice® Occasional Tables		
General Information		52
Product Color Options		53
Occasional Tables		54



Customer’s Own Material ■
Specifications Form
January 2023

How to Specify

As a standard procedure, KI applies seating upholstery as swatched by the textile distributor. Reference distributor’s website. Upholstery that is required to be applied differently than is swatched, will need a Product Modification Request written specifying the direction the upholstery is to be applied.

Seating upholstery requiring specific positioning of intricate patterns or patterns repeats on seats and backrests, will need a Product Modification Request written including a sketch noting the specific requirements, as in Diagram A.

C.O.M. must be supplied in continuous yardage.

Yardage requirements listed in price list are based on plain goods 54” wide. Fabrics less than 54” wide, or those requiring matching (stripes, plaids, prints, large patterns) will require additional yardage based on the fabric used and the item ordered. Consult matrix below for additional yardage needed.

C.O.M. INCREASE MATRIX (yardage matrix is also applicable to any reservations of KI Ingrade, Pallas, or K.O.M. upholsteries).

This table is a general guide.

FABRIC WIDTH	PLAIN FABRIC	UNDER 7” REPEAT	8”–13” REPEAT	14”–21” REPEAT	22”–27” REPEAT	28”–33” REPEAT	34”–40” REPEAT	41”–48” REPEAT
54”	0	20%	25%	30%	45%	55%	70%	80%
51”-53”	15%	25%	30%	35%	50%	60%	80%	90%
48”-50”	20%	30%	35%	40%	55%	65%	85%	95%
45”-47”	30%	45%	50%	55%	60%	80%	90%	100%
36”-44”	50%	65%	70%	75%	80%	100%	110%	120%

Diagram A



Fabric with double repeat: If using a fabric with a double repeat, please follow this formula: take the total amount of the larger and half of the smaller repeat; add together to find the correct overall repeat. Example: 10” vertical with 14” horizontal would be 14+5=19.

If fabric comes in on multiple rolls, one additional yard per roll needs to be added to the yardage requirement.

Leather hides must be a minimum of 50 square feet of usable material. The outer edges cannot be calculated as square feet or yardage. To determine square footage, multiply unit yardage by 18 square feet to obtain the total square footage required per unit.

For exact production yardage requirements, call 1-800-424-2432, ext. 2707.

Production

Customer’s upholstery must be approved prior to acceptance for production.

After approval, a memo swatch of the C.O.M. from the textile distributor must accompany the order. KI assumes no responsibility for wear, defects, or performance of C.O.M. or K.O.M. upholstery.

C.O.M. not received into the appropriate facility 3 weeks prior to acknowledged delivery date may go on hold. See KI C.O.M. Shipping Location listing for the correct facility address by product.

All C.O.M. must be labeled as follows:

1. Name and address
2. Your purchase order number
3. Our style number to which fabric is to be applied
4. Supplier name and fabric name, number, and color

ALL C.O.M. Shipments must be prepaid. Collect shipments will be refused.

Testing

When KI requires testing, actual yardage to upholster one chair may be required. The C.O.M. Specialist will confirm model and fabric testing requirements when applicable.

ALL C.O.M. Shipments must be prepaid. Collect shipments will be refused.

Treated Materials

If C.O.M. requires processing such as a stain resistance treatment or acrylic backing, it may shrink. To prevent delays in delivery or back ordering due to shrinkage, please have your processor verify measurement after processing and assure adequate yardage shipped.

Split Orders

If a portion of the shipment which does not require C.O.M. application is to be processed and shipped early, KI will enter the order immediately at your request. These split shipments are subject to minimum order changes.

Excess Upholstery Material

KI will dispose of excess upholstery material at the time of shipment unless expressly requested to return it with the product shipment.

Cancelled or Changed Orders

KI assumes no responsibility for extra C.O.M. due to a change of upholstery or cancellation of an order. If it the customer’s responsibility to arrange for return of the material.

Contact the C.O.M. Specialist at 1-800-424-2432, ext. 2707, with questions or to request a split order



C.O.M. SHIPPING LOCATION



Architectural Walls		Universal Overheads..... MN	Oath Task Chairs and Stools..... GB
Evoke..... MN		Wireworks MN	Opt4..... GB
Genius Walls..... MN		Unite..... MN	Pilot Task Chairs..... OM
Casegoods			Promenade Seating SystemBW
Aristotle Tackboards.....MN		Residence Hall Furniture	Ruckus..... GB
Likha Tackboards.....MN		RoomScape Furniture MN	Sela Lounge Seating HN
Classroom Furniture		Screens	Sift Task Chairs GB
Intellect Wave Chairs..... GB		All Terrain..... KP	Signia Task Chairs and StoolsOM
Learn2 GB		Connection Zone.....BW	Soltice Metal Collection..... HN
Ruckus.....GB		True/Volition KP	Soltice Multiple, Healthcare & Guest .HN
Desking		Genesis..... KP	Soltice II Healthcare Seating..... HN
700 Series Desking KP		Tattoo..... MN	Sonrisa HN
Balance Overheads MN		Universal..... BW	Strive Multiple, Stack & Task GB
Genesis Desking..... MN		Seating	Sway BW
True Desking..... KP		600 Series Folding Chairs..... BW	Tattoo..... HN
Universal Overheads..... MN		600 Series Stools..... BW	Torsion-on-the-Go! Nesting Chairs GB
WorkZone Desking MN		Affina Collection..... HN	Torsion Air Stack and Task Seating GB
Files & Storage		Altus Task Chairs..... GB	Zoetry HN
700 Series Pedestal Cushion GB		Apply Stack Chairs GB	
Connection Zone Pads..... BW		Calida Lounge Seating HN	
U-Series Pedestal Cushion..... GB		Diem Task Chairs..... OM	
Tattoo..... BW		Doni Collection..... GB	
Fixed Seating		Gladly Lounge Seating VQ	
Concerto Auditorium Seating BW		Grazie Seating GB	
Single Pedestal Seating GB		Hub Modular Lounge Seating HN	
Jury Base Seating..... GB		Impress Task Chairs..... OM	
Lancaster Auditorium Seating BW		Impress Ultra Task Chairs OM	
Sequence Seating..... GB		Jessa Lounge Seating..... HN	
University Seating..... GB		Jubilee Lounge Seating..... VQ	
Panel Systems		Katera..... GB	
All Terrain..... KP		Kurv Benches..... HN	
Balance Overheads MN		LimeLite..... GB	
		Lyra Lounge Seating..... HN	
		Medical & Laboratory Stools OM	
		MyPlace Lounge Seating HN	
		MyWay Seating..... HN	

KI C.O.M. Manufacturing Site Addresses:

<u>BW</u> KI Bonduel Attn: COM Storage 204 West South St. Bonduel, WI 54107	<u>HN</u> KI High Point Attn: COM Storage 217 Feld Avenue High Point, NC 27263	<u>MN</u> KI Manitowoc Attn: COM Storage 1400 S. 41st St. Manitowoc, WI 54220	<u>VQ</u> KI Attn: COM Fabrics 6892 Marlin Circle La Palma, CA 90623
<u>GB</u> KI Green Bay Attn: COM Storage 1687 Westminster Drive - Gate 3 Green Bay, WI 54302	<u>KP</u> KI Pembroke Attn: COM Storage 1000 Olympic Dr. Pembroke, Ontario K8A6X7	<u>OM</u> KI Attn: COM Storage 1110 S. Mildred Ave. Ontario, CA 91761	



Lounge Sleeper
(Armless)



Lounge Sleeper
(Closed Arm)



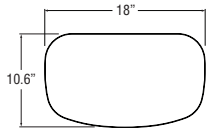
Loveseat Sleeper
(Armless)

Loveseat Sleeper
(Closed Arm)

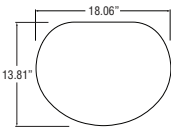
Recliner

General Dimensions					
Seat width	27-1/4"	27-1/4"	54-1/2"	54-1/2"	23-3/4"
Seat depth	19-3/4"	19-3/4"	19-3/4"	19-3/4"	21"
Seat height	17"	17"	17"	17"	18-3/4"
Arm width	4-1/4"	2"	4-1/4"	2"	
Arm height		25-1/4"		25-1/4"	25-1/2"
Back height from seat	17"	17"	17"	17"	
Sleep surface width	27-1/4"	27-1/4"	54-1/2"	54-1/2"	
Sleep surface depth	77"	77"	77"	77"	
Overall Dimensions					
Width	35-3/4"	32-1/4"	63"	60-1/2"	29"
Depth	37-1/2"	37-1/2"	37-1/2"	37-1/2"	37-3/4"
Height	34"	34"	34"	34"	45-3/4"
Depth in sleep position	82-1/2"	82-1/2"	82-1/2"	82-1/2"	

Tablet Arm Options



Top-Mounted Articulating
Revolving Tablet



Side-Mounted Articulating
Fold-Down Tablet



Bariatric Chair
(Closed Arm)



Bariatric Chair
(Open Arm)

General Dimensions		
Seat width	30"	29-1/2"
Seat depth	18-3/4"	18-3/4"
Seat height	19"	19"
Arm width	2"	2"
Arm height	27"	27"
Overall Dimensions		
Width	34-1/2"	34-1/2"
Depth	28"	28"
Height	32"	32"

SPECIFICATIONS

Complimentary Furniture

The following lounge collections offer complimentary furniture that creates continuity and a cohesive look throughout a facility. These complimentary pieces can be found in other sections of the KI price list.

SOLTICE HEALTHCARE SEATING - Soltice® Multiple Seating, Soltice® Guest Seating, Soltice® Lounge Seating, LaResta® Day Bed (FSD/SL)

UPHOLSTERY INFORMATION

C.O.M. Fabric

For C.O.M. fabric sent to KI-High Point on multiple rolls, add an additional yard of fabric per roll to the yardage requirements. Multiple rolls have shorter pieces of fabric on them and do not allow nesting and stacking of the fabric to achieve the best yield as is done with one large roll. This results in yardage shortages and requests for additional fabric from the client, which can hold up the order. For each roll that is sent, one yard needs to be added and needs to be added to one of the rolls, not separately.

Fabric Disclaimer

Fabric will be applied as swatched by the fabric manufacturer. Fabric that is required to be applied differently than is swatched will need a Modified Product Request written specifying the direction the fabric is to be applied.

FINISH INFORMATION

Color Match

KI offers the additional option of color matching paint, polypropylene, or wood stain through Product Modification Requests. Contact Customer Service for details.

INFORMATION

Warranty

Refer to KI Terms & Conditions document or visit ki.com



Wood Finish - Core		Surface Finish - Laminate	
Cherry Storm on Beech	BCX	Beigewood	LBZ
Cinnamon on Beech	BCN	Belair	LBQ
Cocoa on Beech	BCA	Biltmore Cherry	LBT
Eclipse Black on Beech	BEB	Black	LBK
Florence Walnut on Beech	BFC	Brighton Walnut	LBW
Kensington Maple on Maple	MMA	Canyon Zephyr	LCA
Monticello Maple on Beech	BMT	Castle Oak	LCO
Natural on Beech	BNA	Casual Linen	LCU
River Cherry on Beech	BRY	Cherry Storm	LCX
Kensington Maple requires an upcharge.		Classic Linen	LCI
		Cloud Zephyr	LCL
		Cocobala	LCC
		Crisp Linen	LRI
Veneer Wood Finish - Core			
Cherry Storm on Beech	BCX2	Desert Zephyr	LDZ
Cinnamon on Beech	BCN2	Designer White	LDR
Cocoa on Beech	BCA2	Dove Grey	LDG
Eclipse Black on Beech	BEB2	Flax Linen	LXF
Kensington Maple on Maple	MMA2	Florence Walnut	LFC
Monticello Maple on Beech	BMT2	Forged Steel	LOL
Natural on Beech	BNA2	Friston Ash	LFH
River Cherry on Beech	BRY2	Frosty White	LFW
Drawer Pull Color			
Blue Grey	PLBG	Graphite Nebula	LGN
Gloss Black (standard)	PLBK	Grey	LGE
Sand	PLSD	High Rise	LHE
Warm Grey	PLWG	Hollyberry	LHY
		Island	LID
		Italian Silver Ash	LIT
		Kensington Maple	LKM
		Lapis Blue	LLB
		Markerboard White	LMK
		Misted Zephyr	LMR
		Monticello Maple	LMT
		North Sea	LNA
		Ocean	LON
		Pearl Bisque	LPB
		Pinnacle Walnut	LPW
		Pressed Linen	LPR
		River Cherry	LRY
		Satin Stainless	LSS
		Shadow Zephyr	LSR
		Silicon evolv	LSV
		Sterling Ash	LAZ
		Tailored Linen	LTL
		Titanium evolv	LTV
		White Nebula	LWL
		White Sand	LWN
		Windsor Mahogany	LWY



Finish Cards

View color swatches for items listed within this document.

- Paints
- Plastics/Poly
- Wood/Veneer
- Laminates
- Molded Edges
- Edge Styles
- Hard Plastics
- Glass

Certain options referenced may not be available on GSA Schedule.



			MODEL NUMBER																						
			Basic Model	Non-Contrast or Fabric Contrast 1	Fabric Contrast 2	Pull Color	Arm Cap	Wood Finish	Fire Code	Moisture Barrier															
MODEL	Features										Approx. Packaged Weight	Grade C.O.M.	Grade C	Grade D	Grade E & C.O.L.	Grade F	Grade G	Grade H	Grade I	Grade J	Grade K	Grade L Leather	Grade M Leather	TB133 add to list price	Moisture Barrier add to list price
	Lounge Sleeper - No Arm <ul style="list-style-type: none">Non-contrast C.O.M = 6.75 yd1 = Seat and back/sleep surface (Fabric Contrast 1) C.O.M. = 3.75 yd2 = Arms and frame (Fabric Contrast 2) C.O.M. = 3.5 yd	Non-contrast	SLS/NC	□□□□		□□□□			□□□	□□□	195.0#	\$ 4433	\$ 4791	\$ 4885	\$ 5003	\$ 5076	\$ 5232	\$ 5379	\$ 5569	\$ 5952	\$ 6331	\$ 6714	\$ 7473	\$ 518	\$ 190
		Contrast	SLS/FC	□□□□	□□□□	□□□□			□□□	□□□	195.0#	4514	4869	4965	5079	5158	5310	5462	5649	6030	6411	6792	7553	518	190
SOLLS																									
	Lounge Sleeper - Closed Arm <ul style="list-style-type: none">Non-contrast C.O.M = 8.75 yd1 = Seat and back/sleep surface (Fabric Contrast 1) C.O.M. = 3.75 yd2 = Arms and frame (Fabric Contrast 2) C.O.M. = 5 yd	Non-contrast	SLSP/NC	□□□□		□□□□	□□□	□□□	□□□	□□□	220.0#	\$ 5559	\$ 5998	\$ 6114	\$ 6256	\$ 6349	\$ 6537	\$ 6722	\$ 6953	\$ 7416	\$ 7881	\$ 8349	\$ 9282	\$ 591	\$ 190
		Contrast	SLSP/FC	□□□□	□□□□	□□□□	□□□	□□□	□□□	□□□	220.0#	5642	6078	6192	6333	6429	6613	6800	7030	7499	7959	8427	9359	591	190
SOLLS																									
SORP	Lounge Sleeper Replacement Seat & Back Cushions <ul style="list-style-type: none">Non-contrast C.O.M = 3.75 yd	No arm	SLSC	□□□□					□□□	□□□	25.0#	\$ 1004	\$ 1141	\$ 1249	\$ 1371	\$ 1469	\$ 1635	\$ 1798	\$ 2139	\$ 2555	\$ 2984	\$ 3403	\$ 4757	\$ 207	\$ 2481
		Closed arm	SLSPC	□□□□					□□□	□□□	25.0#	1004	1141	1249	1371	1469	1635	1798	2139	2555	2984	3403	4757	207	2481
			A	B	C	D	E	F	G	H															

HOW TO ORDER

Indicate the following information on order form:

- Quantity of each item.
- Model number, including options. See “How To Build a Model Number”.
- Any special service required.

Note:

- The ☐ indicates that a choice is required.
- The absence of the ☐ indicates that no choice is required.
- Alpha-numeric characters in place of ☐ indicate that no other alternatives are available.

HOW TO BUILD A MODEL NUMBER

- A**Select basic model.
- B**Select non-contrast or fabric contrast 1.
Refer to ki.com/fabrics
- C**Select fabric contrast 2.
Refer to ki.com/fabrics
- D**Select pull handle color.
Refer to the **Product Color Options** page in this price list.
- E**Select arm option.

WAC

- Wood armcaps (pair)

PAC

- Black poly (pair); add \$245
- F**Select wood finish color. *
Refer to the **Product Color Options** page in this price list.
*For Kensington Maple add upcharge.
- G**Select fire code.

NFR

- Compliance to TB 117-2013

FR - Compliance to TB 133
See pricing column for TB133 upcharge.

- H**Select moisture barrier.

NMB

- No moisture barrier

MB

- Moisture barrier

See pricing column for moisture barrier upcharge.

KENSINGTON MAPLE UPCHARGE

Kensington Maple requires extended leadtimes.	
Model	
SLS/NC	\$65
SLS/FC	\$65
SLSS/LFS/NC	\$65
SLSS/RGS/NC	\$65
SLSS/DS/NC	\$65
SLSS/LFS/FC	\$65
SLSS/RFS/FC	\$65
SLSS/DS/FC	\$65
SLSP/NC	\$53
SLSP/FC	\$53
SLSSP/LFS/NC	\$53
SLSSP/RFS/NC	\$53
SLSSP/DS/NC	\$53
SLSSP/LFS/FC	\$53
SLSSP/RFS/FC	\$53
SLSSP/DS/FC	\$53

INFORMATION

- C.O.M. Requirements**

C.O.M. yardage requirements listed above are based on plain goods 54” wide. If less than 54” wide or fabrics requiring matching (stripes, plaids, prints, large patterns), additional yardage will be needed. Consult C.O.M. matrix on the Ordering C.O.M. and C.O.L. page for additional yardage needed. For C.O.M. fabric sent to KI-High Point on multiple rolls, add an additional yard of fabric per roll to the yardage requirements.
- C.O.L. Requirements**

Figure 18 sq. ft. of leather (C.O.L.) for each yard shown (i.e., 4.75 x 18 = 85.5 sq. ft.).
- Contrasting Upholstery**

When contrasting fabric is chosen, price at highest in-grade.
- Minimum Fabric/Leather Quantity**

Minimum order for fabric is 1 yard. Minimum order for leather is 1 hide (approximately 50 sq. ft).

SPECIAL SERVICES

Special Carton Marking

With specially marked information N/C

Shipping
Ships **assembled, FOB High Point, NC 27263, freight prepaid.** Freight class 125.

Specifications and prices are subject to change without prior notice.

Moisture Barrier
Moisture barrier is applied underneath the fabric cover as a means of protecting the foam. Not available with TB133.

California TB133 Fire Safety Code
For California Technical Bulletin 133 compliant models, a Product Modification Request in required. Contact Customer Service for details.

Construction
Seat and back frame constructed of welded structural steel. Arms constructed from kiln-dried hardwood. Arms are not field replaceable. Cushions constructed of multiple densities of polyurethane foam. Storage box constructed of laminated plywood, black paint standard.

Options
SLS - comes standard with casters. Casters, front (locking/swivel) and rear (swivel).



			MODEL NUMBER																					
			Basic Model	Non-Contrast or Fabric Contrast 1	Fabric Contrast 2	Pull Color	Wood Finish	Fire Code	Moisture Barrier															
MODEL	Features								Approx. Packaged Weight	Grade C.O.M.	Grade C	Grade D	Grade E & C.O.L.	Grade F	Grade G	Grade H	Grade I	Grade J	Grade K	Grade L Leather	Grade M Leather	TB133 add to list price	Moisture Barrier add to list price	
	Loveseat Sleeper (Armless) - DS (Open, Both Sides Facing)	Non-contrast	SLSS/DS/NC	□□□□		□□□□	□□□	□□□	□□□	295.0#	\$ 8132	\$ 8759	\$ 8922	\$ 9121	\$ 9254	\$ 9523	\$ 9788	\$ 10116	\$ 10779	\$ 11439	\$ 12101	\$ 13430	\$ 753	\$ 421
	• Non-contrast C.O.M = 11.75 yd	Contrast	SLSS/DS/FC	□□□□	□□□□	□□□□	□□□	□□□	□□□	295.0#	8251	8879	9042	9244	9377	9639	9904	10234	10896	11558	12223	13546	753	421
	• 1 = Seat and back (Fabric Contrast 1) C.O.M. = 7.5 yd																							
	• 2 = Arms and frame (Fabric Contrast 2) C.O.M. = 4.25 yd																							
			A	B	C	D	E	F	G															

HOW TO ORDER

Indicate the following information on order form:

- Quantity of each item.
- Model number, including options. See “How To Build a Model Number”.
- Any special service required.

Note:

- The □ indicates that a choice is required.
- The absence of the □ indicates that no choice is required.
- Alpha-numeric characters in place of □ indicate that no other alternatives are available.

HOW TO BUILD A MODEL NUMBER

- A**Select basic model.
- B**Select non-contrast or fabric contrast 1. Refer to [ki.com/fabrics](#)
- C**Select fabric contrast 2. Refer to [ki.com/fabrics](#)
- D**Select pull handle color. Refer to the **Product Color Options** page in this price list.
- E**Select wood finish color.* Refer to the **Product Color Options** page in this price list.
*For Kensington Maple add upcharge.
- F**Select fire code.

NFR

- Compliance to TB 117-2013

FR

- Compliance to TB 133

See pricing column for TB133 upcharge.

- G**Select moisture barrier.

NMB

- No moisture barrier

MB

- Moisture barrier

See pricing column for moisture barrier upcharge.

KENSINGTON MAPLE UPCHARGE

Kensington Maple requires extended leadtimes.	
Model	
SLS/NC	\$65
SLS/FC	\$65
SLSS/LFS/NC	\$65
SLSS/RGS/NC	\$65
SLSS/DS/NC	\$65
SLSS/LFS/FC	\$65
SLSS/RFS/FC	\$65
SLSS/DS/FC	\$65
SLSP/NC	\$53
SLSP/FC	\$53
SLSSP/LFS/NC	\$53
SLSSP/RFS/NC	\$53
SLSSP/DS/NC	\$53
SLSSP/LFS/FC	\$53
SLSSP/RFS/FC	\$53
SLSSP/DS/FC	\$53

INFORMATION

- C.O.M. Requirements**

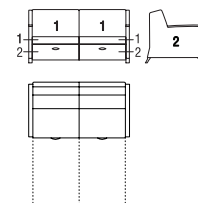
C.O.M. yardage requirements listed above are based on plain goods 54” wide. If less than 54” wide or fabrics requiring matching (stripes, plaids, prints, large patterns), additional yardage will be needed. Consult C.O.M. matrix on the Ordering C.O.M. and C.O.L. page for additional yardage needed. For C.O.M. fabric sent to KI-High Point on multiple rolls, add an additional yard of fabric per roll to the yardage requirements.
- C.O.L. Requirements**

Figure 18 sq. ft. of leather (C.O.L.) for each yard shown (i.e., 4.75 x 18 = 85.5 sq. ft.).
- Contrasting Upholstery**

When contrasting fabric is chosen, price at highest in-grade.
- Minimum Fabric/Leather Quantity**

Minimum order for fabric is 1 yard. Minimum order for leather is 1 hide (approximately 50 sq. ft).
- SPECIAL SERVICES
- Special Carton Marking
- With specially marked information N/C
- Shipping**
Ships **assembled, FOB High Point, NC 27263, freight prepaid.** Freight class 125.
- Specifications and prices are subject to change without prior notice.
- Moisture Barrier**
Moisture barrier is applied underneath the fabric cover as a means of protecting the foam. Not available with TB133.
- California TB133 Fire Safety Code**
For California Technical Bulletin 133 compliant models, a Product Modification Request in required. Contact Customer Service for details.
- Construction**
Seat and back frame constructed of welded structural steel. Arms constructed from kiln-dried hardwood. Arms are not field replaceable. Cushions constructed of multiple densities of polyurethane foam. Storage box constructed of laminated plywood, black paint standard.
- Option**
Casters Are NOT available on SLSS loveseat sleeper. Wood legs are standard.



			MODEL NUMBER																							
			Basic Model	Non-Contrast or Fabric Contrast 1	Fabric Contrast 2	Pull Color	Arm Cap	Wood Finish	Fire Code	Moisture Barrier																
MODEL		Features									Approx. Packaged Weight	Grade C.O.M.	Grade C	Grade D	Grade E & C.O.L.	Grade F	Grade G	Grade H	Grade I	Grade J	Grade K	Grade L Leather	Grade M Leather	TB133 add to list price	Moisture Barrier add to list price	
	Loveseat Sleeper (Closed Arm) - DS (Open, Both Sides Facing)		Non-contrast	SLSSP/DS/NC	□□□□		□□□□	□□□	□□□	□□□	□□□	310.0#	\$ 8773	\$ 9399	\$ 9564	\$ 9763	\$ 9895	\$ 10164	\$ 10428	\$ 10755	\$ 11418	\$ 12081	\$ 12745	\$ 14071	\$ 753	\$ 421
			Contrast	SLSSP/DS/FC	□□□□	□□□□	□□□□	□□□	□□□	□□□	□□□	310.0#	8892	9518	9687	9883	10014	10281	10548	10875	11540	12203	12862	14186	753	421



			MODEL NUMBER																																		
			Basic Model	Non-Contrast or Fabric Contrast 1	Fire Code	Moisture Barrier																															
	MODEL	Features					Approx. Packaged Weight	Delivered Pricing			Grade C.O.M.	Grade C	Grade D	Grade E & C.O.L.	Grade F	Grade G	Grade H	Grade I	Grade J	Grade K	Grade L Leather	Grade M Leather	TB133 add to list price	Moisture Barrier add to list price													
SORP	Loveseat Sleeper Replacement Seat & Back Cushions - LFS <ul style="list-style-type: none">Non-contrast C.O.M = 3.75 ydOpen, left side facing	No arm	SLSSC/LFS	□□□□	□□□	□□□	25.0#	N/A		\$	1209	\$	1239	\$	1301	\$	1385	\$	1425	\$	1522	\$	1621	\$	1743	\$	1987	\$	2226	\$	2472	\$	2966	\$	183	\$	116
		Closed arm	SLSSPC/LFS	□□□□	□□□	□□□	25.0#	N/A			1209		1239		1301		1385		1425		1522		1621		1743		1987		2226		2472		2966		183		116
SORP	Loveseat Sleeper Replacement Seat & Back Cushions - RFS <ul style="list-style-type: none">Non-contrast C.O.M = 3.75 ydOpen, right side facing	No arm	SLSSC/RFS	□□□□	□□□	□□□	25.0#	N/A		\$	1209	\$	1239	\$	1301	\$	1385	\$	1425	\$	1522	\$	1621	\$	1743	\$	1987	\$	2226	\$	2472	\$	2966	\$	183	\$	116
		Closed arm	SLSSPC/RFS	□□□□	□□□	□□□	25.0#	N/A			1209		1239		1301		1385		1425		1522		1621		1743		1987		2226		2472		2966		183		116
SORP	Loveseat Sleeper Replacement Seat & Back Cushions - DS <ul style="list-style-type: none">Non-contrast C.O.M = 7.5 ydOpen, both sides facing	No arm	SLSSC/DS	□□□□	□□□	□□□	50.0#	N/A		\$	2417	\$	2479	\$	2608	\$	2752	\$	2853	\$	3049	\$	3240	\$	3486	\$	3972	\$	4454	\$	4946	\$	5923	\$	332	\$	214
		Closed arm	SLSSPC/DS	□□□□	□□□	□□□	50.0#	N/A			2417		2479		2608		2752		2853		3049		3240		3486		3972		4454		4946		5923		332		214
HRDPT	Replacement Med Caster Kit Includes: <ul style="list-style-type: none">(2) Med caster locking casters(2) Med caster non-locking casters(8) Hex nuts, (4) lock washers(1) Small tube of Loc-Tite		RETRO.MEDCASTER				7.0#	\$	327																			N/A	N/A								
			A	B	C	D																															

HOW TO ORDER

Indicate the following information on order form:

- Quantity of each item.
- Model number, including options. See “How To Build a Model Number”.
- Any special service required.

Note:

- The ☐ indicates that a choice is required.
- The absence of the ☐ indicates that no choice is required.
- Alpha-numeric characters in place of ☐ indicate that no other alternatives are available.

HOW TO BUILD A MODEL NUMBER

- A**Select basic model.
- B**Select non-contrast or fabric contrast 1. Refer to [ki.com/fabrics](https://www.ki.com/fabrics)
- C**Select fire code.
NFR - Compliance to TB 117-2013
FR - Compliance to TB 133
See pricing column for TB133 upcharge.
- D**Select moisture barrier.
NMB - No moisture barrier
MB - Moisture barrier
See pricing column for moisture barrier upcharge.

INFORMATION

C.O.M. Requirements
C.O.M. yardage requirements listed above are based on plain goods 54” wide. If less than 54” wide or fabrics requiring matching (stripes, plaids, prints, large patterns), additional yardage will be needed. Consult C.O.M. matrix on the Ordering C.O.M. and C.O.L. page for additional yardage needed. For C.O.M. fabric sent to KI-High Point on multiple rolls, add an additional yard of fabric per roll to the yardage requirements.

C.O.L. Requirements
Figure 18 sq. ft. of leather (C.O.L.) for each yard shown (i.e., 4.75 x 18 = 85.5 sq. ft.).

Moisture Barrier
Moisture barrier is applied underneath the fabric cover as a means of protecting the foam. Not available with TB133.

California TB133 Fire Safety Code
For California Technical Bulletin 133 compliant models, a Product Modification Request is required. Contact Customer Service for details.

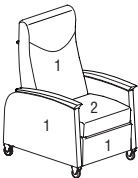
SPECIAL SERVICES

Special Carton Marking
With specially marked information N/C

Shipping
Ships **knocked down, FOB High Point, NC 27263, freight prepaid.** Freight class 125.

Specifications and prices are subject to change without prior notice.



			MODEL NUMBER																						
			Basic Model	Non-Contrast or Fabric Contrast 1	Fabric Contrast 2	I.V. Pole	Catheter Attachment	Magazine Rack	Arm Cap	Wood Finish															
MODEL	Features									Approx. Packaged Weight	Grade C.O.M.	Grade C	Grade D	Grade E & C.O.L.	Grade F	Grade G	Grade H	Grade I	Grade J	Grade K	Grade L Leather	Grade M Leather	TB133 add to list price	Moisture Barrier add to list price	
	Recliner (Closed Arm)	Non-contrast	SR/NC	□□□□		□□□□	□□□	□□□	□□□	113.0#	\$ 4156	\$ 4214	\$ 4304	\$ 4417	\$ 4487	\$ 4633	\$ 4780	\$ 4966	\$ 5336	\$ 5701	\$ 6068	\$ 6803	\$ 428	\$ 203	
	• Non-contrast C.O.M = 5.5 yd	Contrast	SR/FC	□□□□	□□□□	□□□□	□□□	□□□	□□□	113.0#	4277	4331	4423	4533	4607	4755	4900	5083	5452	5823	6189	6925	428	203	
	• 1 = Back and arms (Fabric Contrast 1) C.O.M. = 4.5 yd																								
	• 2 = Seat (Fabric Contrast 2) C.O.M. = 1.5 yd																								

	• Optional magazine rack (Fabric Contrast 1) C.O.M. = .5 yd																								
			A	B	C	D	E	F	G	H															

SORL

HOW TO ORDER

Indicate the following information on order form:

1. Quantity of each item.
2. Model number, including options. See "How To Build a Model Number".
3. Any special service required.

Note:

- The ☐ indicates that a choice is required.
- The absence of the ☐ indicates that no choice is required.
- Alpha-numeric characters in place of ☐ indicate that no other alternatives are available.

HOW TO BUILD A MODEL NUMBER

- A** Select basic model.
- B** Select non-contrast or fabric contrast 1.
Refer to ki.com/fabrics
- C** Select fabric contrast 2.
Refer to ki.com/fabrics
- D** Select I.V. pole (facing).
- | | |
|--------------|---------------------------------|
| NS | - No pole |
| LFFIV | - Left facing front; add \$421 |
| LRFIV | - Left facing rear; add \$421 |
| RRFIV | - Right facing front; add \$421 |
| RRFIV | - Right facing rear; add \$421 |
- E** Select catheter bag attachment.
(specified facing chair)
- | | |
|-------------|--------------------------------|
| NCA | - No catheter attachment |
| LFCA | - Left facing front; add \$68 |
| LRCA | - Left facing rear; add \$68 |
| RFCA | - Right facing front; add \$68 |
| RRCA | - Right facing rear; add \$68 |
- If optional I.V. pole is specified, catheter attach-

ment can not be specified in the same location.

- F** Select magazine rack.
- | | |
|------------|------------------------------|
| NMR | - No rack |
| LFM | - Left side rack; add \$282 |
| RFM | - Right side rack; add \$282 |
- Magazine rack fabric will match arm fabric selection
- G** Select arm option.
- | | |
|------------|--------------------------------|
| WAC | - Wood armcaps (pair) |
| PAC | - Black poly (pair); add \$245 |
- H** Select wood finish color.*
- Refer to the **Product Color Options** page in this price list.
- *For Kensington Maple add upcharge.

INFORMATION

Moisture Barrier	\$203
TB133	\$428

Options

Additional options may be ordered.
Add /xx to the end of the model number and
upcharge.

Trendelenberg

Kensington Maple Upcharge
Kensington Maple requires extended leadtimes.
Model
Soltice® Recliners \$15

C.O.M. Requirements

C.O.M. yardage requirements listed above are based on plain goods 54" wide. If less than 54" wide or fabrics requiring matching (stripes, plaids, prints, large patterns), additional yardage will be needed. Consult C.O.M. matrix on the Ordering

C.O.M. and C.O.L. page for additional yardage needed. For C.O.M. fabric sent to KI-High Point on multiple rolls, add an additional yard of fabric per roll to the yardage requirements.

C.O.L. Requirements

Figure 18 sq. ft. of leather (C.O.L.) for each yard shown (i.e., $4.75 \times 18 = 85.5$ sq. ft.).

Contrasting Upholstery

When contrasting fabric is chosen, price at highest in-grade.

Minimum Fabric/Leather Quantity

Minimum order for fabric is 1 yard. Minimum order for leather is 1 hide (approximately 50 sq. ft).

California TB133 Fire Safety Code

For California Technical Bulletin 133 compliant models, a Product Modification Request is required. Contact Customer Service for details.

Options

SR cannot be manufactured without casters and pushbar.

Pushbar standard.

SPECIAL SERVICES

Special Carton Marking




With specially marked information N/C

Shipping

**Ships assembled, FOB High Point, NC 27263,
freight prepaid. Freight class 250.**

Specifications and prices are subject to change without prior notice.



		Features	MODEL NUMBER																							
			Basic Model	Non-Contrast or Fabric Contrast 1	Fabric Contrast 2	I.V. Pole	Catheter Attach-ment	Magazine Rack	Arm Cap	Wood Finish	Laminate Color	Approx. Packaged Weight	Grade C.O.M.	Grade C	Grade D	Grade E & C.O.L.	Grade F	Grade G	Grade H	Grade I	Grade J	Grade K	Grade L Leather	Grade M Leather	TB133 add to list price	Moisture Barrier add to list price
SORL Recliner (w/Laminate Top, Side-Mounted Articulating Fold-Down Tablet) - Non-contrast	Left facing	SR/NC/LFT/LT	□□□□		□□□□	□□□	□□□	□□□	□□□	□□□	113.0#	\$ 4686	\$ 4749	\$ 4839	\$ 4960	\$ 5032	\$ 5186	\$ 5339	\$ 5531	\$ 5914	\$ 6297	\$ 6680	\$ 7443	\$ 428	\$ 203	
	Right facing	SR/NC/RFT/LT	□□□□		□□□□	□□□	□□□	□□□	□□□	□□□	113.0#	4686	4749	4839	4960	5032	5186	5339	5531	5914	6297	6680	7443	428	203	
 SORL Recliner (w/Laminate Top, Side-Mounted Articulating Fold-Down Tablet) - Contrast	Left facing	SR/FC/LFT/LT	□□□□	□□□□	□□□□	□□□	□□□	□□□	□□□	□□□	113.0#	\$ 4746	\$ 4808	\$ 4895	\$ 5013	\$ 5086	\$ 5237	\$ 5386	\$ 5577	\$ 5952	\$ 6331	\$ 6709	\$ 7465	\$ 428	\$ 203	
	Right facing	SR/FC/RFT/LT	□□□□	□□□□	□□□□	□□□	□□□	□□□	□□□	□□□	113.0#	4746	4808	4895	5013	5086	5237	5386	5577	5952	6331	6709	7465	428	203	
 SORL Recliner (w/Laminate Top, Top-Mounted Articulating Revolving Tablet) - Non-contrast	Left facing	SR/NC/LFRT/LT	□□□□		□□□□	□□□	□□□	□□□	□□□	□□□	113.0#	\$ 4686	\$ 4749	\$ 4839	\$ 4960	\$ 5032	\$ 5186	\$ 5339	\$ 5531	\$ 5914	\$ 6297	\$ 6680	\$ 7443	\$ 428	\$ 203	
	Right facing	SR/NC/RFRT/LT	□□□□		□□□□	□□□	□□□	□□□	□□□	□□□	113.0#	4686	4749	4839	4960	5032	5186	5339	5531	5914	6297	6680	7443	428	203	
 SORL Recliner (w/Laminate Top, Top-Mounted Articulating Revolving Tablet) - Contrast	Left facing	SR/FC/LFRT/LT	□□□□	□□□□	□□□□	□□□	□□□	□□□	□□□	□□□	113.0#	\$ 4746	\$ 4808	\$ 4895	\$ 5013	\$ 5086	\$ 5237	\$ 5386	\$ 5577	\$ 5952	\$ 6331	\$ 6709	\$ 7465	\$ 428	\$ 203	
	Right facing	SR/FC/RFRT/LT	□□□□	□□□□	□□□□	□□□	□□□	□□□	□□□	□□□	113.0#	4746	4808	4895	5013	5086	5237	5386	5577	5952	6331	6709	7465	428	203	
			A	B	C	D	E	F	G	H	I															

HOW TO ORDER

- Indicate the following information on order form:
- Quantity of each item.
 - Model number, including options. See “How To Build a Model Number”.
 - Any special service required.

Note:

- The ☐ indicates that a choice is required.
- The absence of the ☐ indicates that no choice is required.
- Alpha-numeric characters in place of ☐ indicate that no other alternatives are available.

HOW TO BUILD A MODEL NUMBER

- A**Select basic model.
- B**Select non-contrast or fabric contrast 1. Refer to [ki.com/fabrics](#)
- C**Select fabric contrast 2. Refer to [ki.com/fabrics](#)
- D**Select I.V. pole (facing).
NS - No pole
LFFIV - Left facing front; add \$421
LRFFIV - Left facing rear; add \$421
RFFIV - Right facing front; add \$421
RRFIV - Right facing rear; add \$421
If top articulating table is specified, table, I.V. pole and/or catheter bag attachment must all be specified in unique locations.
- E**Select catheter bag attachment. (specified facing chair)
NCA - No catheter attachment
LFCA - Left facing front; add \$68
LRCA - Left facing rear; add \$68

- RFCA** - Right facing front; add \$68
RRCA - Right facing rear; add \$68
If top articulating table is specified, table, I.V. pole and/or catheter bag attachment must all be specified in unique locations.
- F**Select magazine rack.
NMR - No rack
LFM - Left side rack; add \$282
RFM - Right side rack; add \$282
Magazine rack fabric will match arm fabric selection
- G**Select arm option.
WAC - Wood armcaps (pair)
PAC - Black poly (pair); add \$245
- H**Select wood finish color. Refer to the **Product Color Options** page in this price list.
*For Kensington Maple add upcharge.
- I**Select laminate color. Refer to the **Product Color Options** page in this price list.

INFORMATION

Moisture Barrier \$203
TB133 \$428

Options
Additional options may be ordered. Add /xx to the end of the model number and upcharge.

Trendelenberg
/TM and \$235

Kensington Maple Upcharge
Kensington Maple requires extended leadtimes. Model: Soltice® Recliners \$15

C.O.M. Requirements
C.O.M. yardage requirements listed above are based on plain goods 54” wide. If less than 54” wide or fabrics requiring matching (stripes, plaids, prints, large patterns), additional yardage will be needed. Consult C.O.M. matrix on the Ordering C.O.M. and C.O.L. page for additional yardage

needed. For C.O.M. fabric sent to KI-High Point on multiple rolls, add an additional yard of fabric per roll to the yardage requirements.

C.O.L. Requirements
Figure 18 sq. ft. of leather (C.O.L.) for each yard shown (i.e., 4.75 x 18 = 85.5 sq. ft.).

Contrasting Upholstery
When contrasting fabric is chosen, price at highest in-grade.

Minimum Fabric/Leather Quantity
Minimum order for fabric is 1 yard. Minimum order for leather is 1 hide (approximately 50 sq. ft.).

California TB133 Fire Safety Code
For California Technical Bulletin 133 compliant models, a Product Modification Request in required. Contact Customer Service for details.

Construction
Frame constructed of kiln-dried lumber and laminated hardwood plywood. Exposed wood com-

ponents finished with catalyzed varnish (specify finish when ordering). Tight seat constructed with universal 7.5-gauge sinuous wire springs. Tight back sprung with stretch strap webbing stapled into position. Multiple densities of polyurethane foam covered with a layer of .75 super soft foam. Seats, backs and arms are field replaceable. Mechanism chassis is of 2” x 1” 14-gauge rectangular steel tube frame welded at all member connection and powder coated to seal frame.

Options
SR cannot be manufactured without casters and pushbar.

Pushbar standard.

SPECIAL SERVICES



Special Carton Marking

With specially marked information N/C

Shipping
Ships assembled, FOB High Point, NC 27263, freight prepaid. Freight class 250.

Specifications and prices are subject to change without prior notice.



		Features	MODEL NUMBER																					
			Basic Model	Non-Contrast or Fabric Contrast 1	Fabric Contrast 2	I.V. Pole	Catheter Attach-ment	Magazine Rack	Arm Cap	Wood Finish	Veneer Color	Approx. Packaged Weight	Grade C.O.M.	Grade C	Grade D	Grade E & C.O.L.	Grade F	Grade G	Grade H	Grade I	Grade J	Grade K	Grade L Leather	Grade M Leather
<div>SORL</div> <div>Recliner (w/Veneer Top, Side-Mounted Articulating Fold-Down Tablet)</div> <div>Non-contrast</div> <div>• Non-contrast C.O.M = 5.5 yd</div>	Left facing	SR/NC/LFT/VT	□□□□		□□□□	□□□	□□□	□□□	□□□	113.0#	\$ 4686	\$ 4749	\$ 4839	\$ 4960	\$ 5032	\$ 5186	\$ 5339	\$ 5531	\$ 5914	\$ 6297	\$ 6680	\$ 7443	\$ 428	\$ 203
	Right facing	SR/NC/RFT/VT	□□□□		□□□□	□□□	□□□	□□□	□□□	113.0#	4686	4749	4839	4960	5032	5186	5339	5531	5914	6297	6680	7443	428	203
<div></div> <div>SORL</div> <div>Recliner (w/Veneer Top, Side-Mounted Articulating Fold-Down Tablet)</div> <div>- Contrast</div> <div>• 1 = Back and arms (Fabric Contrast 1) C.O.M. = 4.5 yd</div> <div>• 2 = Seat (Fabric Contrast 2) C.O.M. = 1.5 yd</div> <div>• Optional magazine rack (Fabric Contrast 1) C.O.M. = .5 yd</div>	Left facing	SR/FC/LFT/VT	□□□□	□□□□	□□□□	□□□	□□□	□□□	□□□	113.0#	\$ 4746	\$ 4808	\$ 4895	\$ 5013	\$ 5086	\$ 5237	\$ 5386	\$ 5577	\$ 5952	\$ 6331	\$ 6709	\$ 7465	\$ 428	\$ 203
	Right facing	SR/FC/RFT/VT	□□□□	□□□□	□□□□	□□□	□□□	□□□	□□□	113.0#	4746	4808	4895	5013	5086	5237	5386	5577	5952	6331	6709	7465	428	203
<div>SORL</div> <div>Recliner (w/Veneer Top, Top-Mounted Articulating Revolving Tablet)</div> <div>Non-contrast</div> <div>• Non-contrast C.O.M = 5.5 yd</div>	Left facing	SR/NC/LFRT/VT	□□□□		□□□□	□□□	□□□	□□□	□□□	113.0#	\$ 4686	\$ 4749	\$ 4839	\$ 4960	\$ 5032	\$ 5186	\$ 5339	\$ 5531	\$ 5914	\$ 6297	\$ 6680	\$ 7443	\$ 428	\$ 203
	Right facing	SR/NC/RFRT/VT	□□□□		□□□□	□□□	□□□	□□□	□□□	113.0#	4686	4749	4839	4960	5032	5186	5339	5531	5914	6297	6680	7443	428	203
<div></div> <div>SORL</div> <div>Recliner (w/Veneer Top, Top-Mounted Articulating Revolving Tablet)</div> <div>- Contrast</div> <div>• 1 = Back and arms (Fabric Contrast 1) C.O.M. = 4.5 yd</div> <div>• 2 = Seat (Fabric Contrast 2) C.O.M. = 1.5 yd</div> <div>• Optional magazine rack (Fabric Contrast 1) C.O.M. = .5 yd</div>	Left facing	SR/FC/LFRT/VT	□□□□	□□□□	□□□□	□□□	□□□	□□□	□□□	113.0#	\$ 4746	\$ 4808	\$ 4895	\$ 5013	\$ 5086	\$ 5237	\$ 5386	\$ 5577	\$ 5952	\$ 6331	\$ 6709	\$ 7465	\$ 428	\$ 203
	Right facing	SR/FC/RFRT/VT	□□□□	□□□□	□□□□	□□□	□□□	□□□	□□□	113.0#	4746	4808	4895	5013	5086	5237	5386	5577	5952	6331	6709	7465	428	203
			A	B	C	D	E	F	G	H	I													

HOW TO ORDER

- Indicate the following information on order form:
- Quantity of each item.
 - Model number, including options. See “How To Build a Model Number”.
 - Any special service required.

Note: • The ☐ indicates that a choice is required.

• The absence of the ☐ indicates that no choice is required.

• Alpha-numeric characters in place of ☐ indicate that no other alternatives are available.

HOW TO BUILD A MODEL NUMBER

- A**Select basic model.
- B**Select non-contrast or fabric contrast 1. Refer to [ki.com/fabrics](#)
- C**Select fabric contrast 2. Refer to [ki.com/fabrics](#)
- D**Select I.V. pole (facing).
NS - No pole
LFFIV - Left facing front; add \$421
LRFIV - Left facing rear; add \$421
RFIV - Right facing front; add \$421
RRFIV - Right facing rear; add \$421
If top articulating table is specified, table, I.V. pole and/or catheter bag attachment must all be specified in unique locations.
- E**Select catheter bag attachment. (specified facing chair)
NCA - No catheter attachment
LFCA - Left facing front; add \$68
LRCA - Left facing rear; add \$68

- RFCA** - Right facing front; add \$68
RRCA - Right facing rear; add \$68
If top articulating table is specified, table, I.V. pole and/or catheter bag attachment must all be specified in unique locations.
- F**Select magazine rack.
NMR - No rack
LFM - Left side rack; add \$282
RFM - Right side rack; add \$282
Magazine rack fabric will match arm fabric selection
- G**Select arm option.
WAC - Wood armcaps (pair)
PAC - Black poly (pair); add \$245
- H**Select wood finish color.* Refer to the **Product Color Options** page in this price list.
*For Kensington Maple add upcharge.
- I**Select veneer color. Refer to the **Product Color Options** page in this price list.

INFORMATION

Moisture Barrier \$203
TB133 \$428

Options
Additional options may be ordered. Add /xx to the end of the model number and upcharge.

Trendelenberg
/TM and \$235

Kensington Maple Upcharge
Kensington Maple requires extended leadtimes. Model: Soltice® Recliners \$15

C.O.M. Requirements
C.O.M. yardage requirements listed above are based on plain goods 54” wide. If less than 54” wide or fabrics requiring matching (stripes, plaids, prints, large patterns), additional yardage will be needed. Consult C.O.M. matrix on the Ordering C.O.M. and C.O.L. page for additional yardage

needed. For C.O.M. fabric sent to KI-High Point on multiple rolls, add an additional yard of fabric per roll to the yardage requirements.

C.O.L. Requirements
Figure 18 sq. ft. of leather (C.O.L.) for each yard shown (i.e., 4.75 x 18 = 85.5 sq. ft.).

Contrasting Upholstery
When contrasting fabric is chosen, price at highest in-grade.

Minimum Fabric/Leather Quantity
Minimum order for fabric is 1 yard. Minimum order for leather is 1 hide (approximately 50 sq. ft.).

California TB133 Fire Safety Code
For California Technical Bulletin 133 compliant models, a Product Modification Request in required. Contact Customer Service for details.

Construction
Frame constructed of kiln-dried lumber and laminated hardwood plywood. Exposed wood com-

ponents finished with catalyzed varnish (specify finish when ordering). Tight seat constructed with universal 7.5-gauge sinuous wire springs. Tight back sprung with stretch strap webbing stapled into position. Multiple densities of polyurethane foam covered with a layer of .75 super soft foam. Seats, backs and arms are field replaceable. Mechanism chassis is of 2” x 1” 14-gauge rectangular steel tube frame welded at all member connection and powder coated to seal frame.

Options
SR cannot be manufactured without casters and pushbar.

Pushbar standard.

SPECIAL SERVICES

Special Carton Marking
With specially marked information N/C

Shipping
Ships assembled, FOB High Point, NC 27263, freight prepaid. Freight class 250.

Specifications and prices are subject to change without prior notice.



		MODEL NUMBER																			
		Basic Model	Non-Contrast or Fabric Contrast 1	Arm Cap	Wood Finish	Approx. Packaged Weight	Delivered Pricing	Grade C.O.M.	Grade C	Grade D	Grade E & C.O.L.	Grade F	Grade G	Grade H	Grade I	Grade J	Grade K	Grade L Leather	Grade M Leather	TB133 add to list price	Moisture Barrier add to list price
MODEL																					
SORP	Replacement Back • Non-contrast C.O.M = 2 yd	SRRBK	□□□□			8.0#	N/A	\$ 1247	\$ 1269	\$ 1301	\$ 1342	\$ 1368	\$ 1423	\$ 1475	\$ 1544	\$ 1677	\$ 1811	\$ 1943	\$ 2213	\$ 187	\$ 154
SORP	Replacement Seat Cover Only • Non-contrast C.O.M = 1.5 yd • Uph. cover	SRRSC	□□□□			2.0#	N/A	\$ 563	\$ 578	\$ 602	\$ 636	\$ 652	\$ 692	\$ 733	\$ 784	\$ 885	\$ 982	\$ 1086	\$ 1284	\$ 154	\$ 128
SORP	Replacement Arm • Non-contrast C.O.M = 2.5 yd • Includes wood armcap	SRRCA/LF	□□□□	WAC	□□□	12.0#	N/A	\$ 873	\$ 896	\$ 939	\$ 987	\$ 1022	\$ 1088	\$ 1157	\$ 1239	\$ 1405	\$ 1574	\$ 1740	\$ 2079	\$ 221	\$ 187
		SRRCA/RF	□□□□	WAC	□□□	12.0#	N/A	873	896	939	987	1022	1088	1157	1239	1405	1574	1740	2079	221	187
SORP	Replacement Wood Arm Caps • Set of 2	SRRAC		WAC	□□□	3.0#	\$ 412													N/A	N/A
SORP	Replacement Footrest • Non-contrast C.O.M = .5 yd • Includes hardware	SRRFT	□□□□			3.0#	N/A	\$ 350	\$ 354	\$ 363	\$ 373	\$ 380	\$ 395	\$ 405	\$ 422	\$ 458	\$ 490	\$ 524	\$ 590	\$ 102	\$ 84
HRDPT	Replacement Med Caster Kit Includes: • (2) Med caster locking casters • (2) Med caster non-locking casters • (8) Hex nuts, (4) lock washers • (1) Small tube of Loc-Tite	RETRO.MEDCASTER				7.0#	\$ 327													N/A	N/A
		A	B	C	D																

HOW TO ORDER

Indicate the following information on order form:

- Quantity of each item.
- Model number, including options. See “How To Build a Model Number”.
- Any special service required.

Note:

- The □ indicates that a choice is required.
- The absence of the □ indicates that no choice is required.
- Alpha-numeric characters in place of □ indicate that no other alternatives are available.

HOW TO BUILD A MODEL NUMBER

- A**Select basic model.
- B**Select non-contrast or fabric contrast 1. Refer to [ki.com/fabrics](#)
- C**Select arm option.
WAC - Wood armcaps (pair)
- D**Select wood finish color.* Refer to the **Product Color Options** page in this price list.
*For Kensington Maple add upcharge.

KENSINGTON MAPLE UPCHARGE

Kensington Maple requires extended leadtimes.

Model	
SRRCA	\$33 (per arm)
SRRAC	\$33

INFORMATION

C.O.M. Requirements
C.O.M. yardage requirements listed above are based on plain goods 54” wide. If less than 54” wide or fabrics requiring matching (stripes, plaids, prints, large patterns), additional yardage will be needed. Consult C.O.M. matrix on the Ordering C.O.M. and C.O.L. page for additional yardage needed. For C.O.M. fabric sent to KI-High Point on multiple rolls, add an additional yard of fabric per roll to the yardage requirements.

C.O.L. Requirements
Figure 18 sq. ft. of leather (C.O.L.) for each yard shown (i.e., 4.75 x 18 = 85.5 sq. ft.).

Contrasting Upholstery
When contrasting fabric is chosen, price at highest in-grade.

California TB133 Fire Safety Code
For California Technical Bulletin 133 compliant models, a Product Modification Request in required. Contact Customer Service for details.

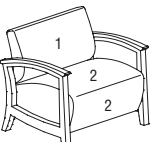
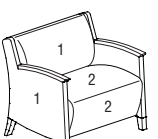
SPECIAL SERVICES

Special Carton Marking

With specially marked information N/C

Shipping
Ships **knocked down, FOB High Point, NC 27263. freight prepaid.** Freight class 70.

Specifications and prices are subject to change without prior notice.

			MODEL NUMBER																							
			Basic Model	Non-Contrast or Fabric Contrast 1	Fabric Contrast 2	Wood Finish	Arm Cap	Fire Code	Moisture Barrier																	
MODEL	Features								Approx. Packaged Weight	Grade C.O.M.	Grade C	Grade D	Grade E & C.O.L.	Grade F	Grade G	Grade H	Grade I	Grade J	Grade K	Grade L Leather	Grade M Leather	TB133 add to list price	Moisture Barrier add to list price			
	Bariatric Chair (Open Arm)	Non-contrast	SOCL/NC	□□□□		□□□	□□□	□□□	□□□	68.0#	\$ 3866	\$ 3909	\$ 3974	\$ 4052	\$ 4102	\$ 4209	\$ 4312	\$ 4444	\$ 4697	\$ 4954	\$ 5214	\$ 5729	\$ 576	\$ 261		
		Contrast	SOCL/FC	□□□□	□□□□	□□□	□□□	□□□	□□□	68.0#	3955	3990	4055	4136	4185	4286	4391	4523	4775	5035	5295	5814	576	261		
SOBS																										
	Bariatric Chair (Closed Arm)	Non-contrast	SPCL/NC	□□□□		□□□	□□□	□□□	□□□	68.0#	\$ 4168	\$ 4226	\$ 4326	\$ 4448	\$ 4526	\$ 4685	\$ 4838	\$ 5036	\$ 5435	\$ 5831	\$ 6226	\$ 7017	\$ 689	\$ 322		
		Contrast	SPCL/FC	□□□□	□□□□	□□□	□□□	□□□	□□□	68.0#	4251	4312	4409	4527	4607	4765	4921	5118	5517	5913	6308	7103	689	322		
SOBS																										
			A	B	C	D	E	F	G																	

Indicate the following information on order form:

1. Quantity of each item.
2. Model number, including options. See "How To Build a Model Number".
3. Any special service required.

Note:

- The ☐ indicates that a choice is required.
- The absence of the ☐ indicates that no choice is required.
- Alpha-numeric characters in place of ☐ indicate that no other alternatives are available.

A Select basic model.

B Select non-contrast or fabric contrast 1.
Refer to ki.com/fabrics

C Select fabric contrast 2.
Refer to ki.com/fabrics

D Select wood finish color.*
Refer to the **Product Color Options** page in this price list.
*For Kensington Maple add upcharge.

E Select arm option.

WAC	- Wood armcaps (pair)
PAC	- Black poly (pair); add \$220

F Select fire code.

NFR	- Compliance to TB 117-2013
FR	- Compliance to TB 133

See pricing column for TB133 upcharge.

F Select moisture barrier.

NMB	- No moisture barrier
MB	- Moisture barrier

See pricing column for moisture barrier upcharge.

Kensington Maple requires extended leadtimes.	
Model	
SOCL/NC	\$241
SOCL/FC	\$241
SPCL/NC	\$56
SPCL/FC	\$56

C.O.M. Requirements

C.O.M. yardage requirements listed above are based on plain goods 54" wide. If less than 54" wide or fabrics requiring matching (stripes, plaids, prints, large patterns), additional yardage will be needed. Consult C.O.M. matrix on the Ordering C.O.M. and C.O.L. page for additional yardage needed. For C.O.M. fabric sent to KI-High Point on multiple rolls, add an additional yard of fabric per roll to the yardage requirements.

C.O.L. Requirements
Figure 18 sq. ft. of leather (C.O.L.) for each yard shown (i.e., $4.75 \times 18 = 85.5$ sq. ft.).

Contrasting Upholstery
When contrasting fabric is chosen, price at highest in-grade.

Minimum Fabric/Leather Quantity
Minimum order for fabric is 1 yard. Minimum order for leather is 1 hide (approximately 50 sq. ft.).

Moisture barrier is applied underneath the fabric cover as a means of protecting the foam. Not available with TB133

For California Technical Bulletin 133 compliant models, a Product Modification Request is required. Contact Customer Service for details.

CONSTRUCTION - LOUNGE & BARIATRIC

Frame Constructed of kiln-dried lumber and laminated hardwood plywood. Exposed wood components finished with catalyzed varnish (specify finish when ordering). Tight seat constructed with universal 7.5-gauge sinuous wire springs. Tight back sprung with stretch strap webbing stapled into position. Multiple densities of polyurethane foam covered with a layer of .75 sport soft foam. Seats, backs and arms are field replaceable.

With specially marked information N/C

Ships assembled unless replacement parts which ship knocked down, FOB High Point, NC 27263, freight prepaid. Freight class 250.

Specifications and prices are subject to change without prior notice.



		MODEL NUMBER																						
		Basic Model	Non-Contrast or Fabric Contrast 1	Wood Finish	Arm Cap	Fire Code	Moisture Barrier																	
MODEL								Approx. Packaged Weight	Delivered Pricing		Grade C.O.M.	Grade C	Grade D	Grade E & C.O.L.	Grade F	Grade G	Grade H	Grade I	Grade J	Grade K	Grade L Leather	Grade M Leather	TB133 add to list price	Moisture Barrier add to list price
SORP	Replacement Back • Non-contrast C.O.M = 2.25 yd	SRBBK	□□□□			□□□	□□□	25.0#	N/A		\$ 1211	\$ 1227	\$ 1257	\$ 1294	\$ 1315	\$ 1366	\$ 1412	\$ 1474	\$ 1591	\$ 1714	\$ 1837	\$ 2079	\$ 270	\$ 124
SORP	Replacement Seat (Open Arm) • Non-contrast C.O.M = 2.5 yd	SRBST	□□□□			□□□	□□□	35.0#	N/A		\$ 1421	\$ 1440	\$ 1474	\$ 1512	\$ 1546	\$ 1599	\$ 1653	\$ 1719	\$ 1858	\$ 1997	\$ 2135	\$ 2408	\$ 270	\$ 138
SORP	Replacement Seat (Closed Arm) • Non-contrast C.O.M = 2 yd	SRBSC	□□□□	□□□		□□□	□□□	35.0#	N/A		\$ 1421	\$ 1440	\$ 1474	\$ 1512	\$ 1546	\$ 1599	\$ 1653	\$ 1719	\$ 1858	\$ 1997	\$ 2135	\$ 2408	\$ 270	\$ 138
SORP	Replacement Arm (Open Arm) • Includes wood armcap	SRBOA/LF		□□□	□□□			15.0#	\$ 652														N/A	N/A
		SRBOA/RF		□□□	□□□			15.0#	652														N/A	N/A
SORP	Replacement Arm (Closed Arm) • Non-contrast C.O.M = 2.5 yd • Includes wood armcap	SRBCA/LF	□□□□	□□□	□□□	□□□	□□□	35.0#	N/A		\$ 994	\$ 1018	\$ 1062	\$ 1116	\$ 1149	\$ 1217	\$ 1284	\$ 1372	\$ 1546	\$ 1716	\$ 1889	\$ 2235	\$ 318	\$ 141
		SRBCA/RF	□□□□	□□□	□□□	□□□	□□□	35.0#	N/A		994	1018	1062	1116	1149	1217	1284	1372	1546	1716	1889	2235	318	141
SORP	Replacement Wood Armcaps • Set of 2	SRBAC		□□□	□□□			12.0#	\$ 452														N/A	N/A
		A	B	C	D	E	F																	

HOW TO ORDER

Indicate the following information on order form:

- Quantity of each item.
- Model number, including options. See “How To Build a Model Number”.
- Any special service required.

Note:

- The □ indicates that a choice is required.
- The absence of the □ indicates that no choice is required.
- Alpha-numeric characters in place of □ indicate that no other alternatives are available.

HOW TO BUILD A MODEL NUMBER

- A**Select basic model.
- B**Select non-contrast or fabric contrast 1.
Refer to [ki.com/fabrics](#)
- C**Select wood finish color.*
Refer to the **Product Color Options** page in this price list.
*For Kensington Maple add upcharge.
- D**Select arm option.
WAC - Wood armcaps (pair)
- E**Select fire code.
NFR - Compliance to TB 117-2013
FR - Compliance to TB 133
See pricing column for TB133 upcharge.
- F**Select moisture barrier.
NMB - No moisture barrier
MB - Moisture barrier
See pricing column for moisture barrier upcharge.

KENSINGTON MAPLE UPCHARGE

Kensington Maple requires extended leadtimes.

Model	
SRBOA/(FR/LF)	\$64
SRBCA/(RF/LF)	\$14
SRBAC	\$14 (each)

INFORMATION

C.O.M. Requirements
C.O.M. yardage requirements listed above are based on plain goods 54” wide. If less than 54” wide or fabrics requiring matching (stripes, plaids, prints, large patterns), additional yardage will be needed. Consult C.O.M. matrix on the Ordering C.O.M. and C.O.L. page for additional yardage needed. For C.O.M. fabric sent to KI-High Point on multiple rolls, add an additional yard of fabric per roll to the yardage requirements.

C.O.L. Requirements
Figure 18 sq. ft. of leather (C.O.L.) for each yard shown (i.e., 4.75 x 18 = 85.5 sq. ft.).

Contrasting Upholstery
When contrasting fabric is chosen, price at highest in-grade.

Moisture Barrier
Moisture barrier is applied underneath the fabric cover as a means of protecting the foam. Not available with TB133

California TB133 Fire Safety Code
For California Technical Bulletin 133 compliant models, a Product Modification Request in required. Contact Customer Service for details.

SPECIAL SERVICES

Special Carton Marking
With specially marked information N/C

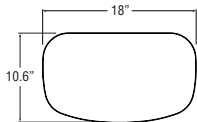
Shipping
Ships **assembled unless replacement parts which ship knocked down, FOB High Point, NC 27263, freight prepaid.** Freight class 70.

Specifications and prices are subject to change without prior notice.

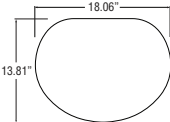


Soltice® 1.5 Recliner

Tablet Arm Options



Top-Mounted Articulating
Revolving Tablet



Side-Mounted Articulating
Fold-Down Tablet



Caster - Locked Position

Dimensions	
Overall width	32-1/8"
Overall depth	35"
Overall height	47"
Seat width	24"
Seat depth	20"
Seat height from floor	20"
Arm height at front of arm (highest point)	27-1/2"

Chair Testing and Loading

The Affina II Recliners have passed all standard ANSI BIFMA tests for seating products, and in addition, the chairs also passed KI's bariatric test battery (see document KI-98829) which allows the chairs to safely accommodate weights of up to 750 pounds.

Field Replaceable Seat, Back, Ottoman and Armcaps

Replacement seats include new foam and upholstery and are Velcro Fastened to the seat. Backs are attached to the frame mechanism with a metal-to-metal hinge connection that allows for easy replacement. Removing two screws at the bottom of the back will allow lifting the entire back off the mechanism. Replacement backs come with complete wood frame, foam and upholstery. Footrest Ottoman replacements are fully upholstered and bolt on to the frame. Armcaps are attached to the arms using compression dowels for easy replacement. For full arm replacement, contact a factory representative.

Wood Arm Caps

Wood arm caps are constructed of 1/2 select hardwood kiln dried to a moisture content of 5% to 7%, fastened to hardwood plywood panels. Joinery utilizes three (3) 1/2" x 1" spring steel dowels, screwed into position on the arm cap. Plywood arm panels are 1/2" thick plywood skins, inside and out. glued and stapled using mortise, butt, and lap joints throughout. Craftboard (.09 thick) is stapled over edges and bottom beneath 1/4" thick soft polyurethane foam padding.

Mechanism and Chair Frame

Rectangular steel tube frame ranging from 14 to 10 guage, is welded, or riveted, at all member connections and fully powder coated to seal frame. Steel frame arm and footrest mounting plates are 14 guage thickness. Frame is bolted to wood arms at 12 locations using 1/4"-20 machine bolts. Back frame is constructed of 1" laminated plywood with solid wood cross rails. Dowel and lap joints are utilized. Seat frame is 5/4 solid maple wood. Mechanism is all steel ranging in guage from 14-11 guage.

Recliner Back and Seat

Back is 1" hardwood plywood (7 ply) utilixing dowel and lap joints. Six (6) 3" woven web straps are stretched and interwoven across the seat and stapled. Sea Board mounts to steel seat frame using two (2) 1/4"-20 machne bolts. Propex woven polypropylene fabric covers the back surface openings. A layer of 1/4" thick soft polyurethane foam padding covers all non-cushioned surfaces.

Polyurethane Foam Cushions

Seat cushion is composed of 2.5 lb. 35 density high resilient polyurethane foam measuring 4" in thickness. A 1" thick slab of 1.5 lb. 14 density foam is laminated to the top and front edge. Back cushion is composed of 2.5 lb. 35 density high resilient polyurethane foam measuring 2" in thickness. A 1" thick slab of 1.5 lb. 14 density foam is laminated to the foam surface.

Upholstery Covers

Traditional upholstery methods are used throughout.

Casters

Four 3" individual locking, swiveling casters are fastened to the four corner of the chair.

Central Locking Caster System

5" sealed, locking casters are activated using a foot lever, and are controlled by a series of steel and cast aluminum linkages inside the chair.

Optional Heat & Massage

Heat & Massage units are installed into the backrest and the seat of the unit. Control functions are performed at a built-in control unit in the right-facing arm. Three temperature levels are available for the heat option: low (37C/99F), medium (38C/101F), and high (39C/102F), with an automatic shut-off after four hours of operation. The vibrating massage modules are built into the backrest of the unit, with the controller managing four modes of operation: low location low vibration, low location high vibration, high location low vibration, and high location high vibration, also with an automatic shut-off after 15 minutes of operation. The entire assembly meets TUVRheinland and IEC 60601-1 ratings. The powercard is a 14 AWG, 15-Amp NEMA rated three conducted SJT, with a three-prong grounded plug. A 72" length of exposed power cord extends from the back of the unit and is strain releaf mounted to the rear of the unit. Use of this product is not intended to offer any medical benefits, but rather supports relaxation, comfort, and convenience to the user.

Optional USB Charger (requires Heat & Massage selection)

The USB power module houses one 5V DC USB (type 2.0 and type 3.0 compatible) charging plug-in receptacle with 1-AMP DC total power (no data). The module is installed in the front of the right-side facing arm.

SPECIFICATIONS			UPHOLSTERY INFORMATION			FINISH INFORMATION			INFORMATION		
Complimentary Furniture The following lounge collections offer complimentary furniture that creates continuity and a cohesive look throughout a facility. These complimentary pieces can be found in other sections of the KI price list.			C.O.M. Fabric For C.O.M. fabric sent to KI-High Point on multiple rolls, add an additional yard of fabric per roll to the yardage requirement. Multiple rolls have shorter pieces of fabric on them and do not allow nesting and stacking of the fabric to achieve the best yield as is done with one large roll. This results in yardage shortages and requests for additional fabric from the client, which can delay an order. For each roll that is sent, one yard needs to be added to one of the rolls, not separately.			Color Match KI offers the additional option of color matching paint, polypropylene, or wood stain through Product Modification Requests. Contact Customer Service for detials.			Warranty Refer to KI Terms & Conditions document or visit ki.com		
SOLTICE HEATLHCARE SEATING - Soltice Multiple Seating, Soltice Guest Seating, Soltice Lounge Seating, LaResta Day Bed (FDS/SL).			Fabric Disclaimer Fabric will be applied as swatched by the fabric manufacturer. Fabric that is required to be applied differently than is swatched will need a Modified Product Request written specifying the direction the fabric is to be applied.								



Wood Finish - Core		Pearl Bisque	LPB
Cherry Storm on Beech	BCX	Pinnacle Walnut	LPW
Cinnamon on Beech	BCN	Pressed Linen	LPR
Cocoa on Beech	BCA	River Cherry	LRY
Eclipse Black on Beech	BEB	Satin Stainless	LSS
Florence Walnut on Beech	BFC	Shadow Zephyr	LSR
Kensington Maple on Maple	MMA	Silicon evolv	LSV
Monticello Maple on Beech	BMT	Sterling Ash	LAZ
Natural on Beech	BNA	Tailored Linen	LTL
River Cherry on Beech	BRY	Titanium evolv	LTV
Kensington Maple requires an upcharge.		White Nebula	LWL
		White Sand	LWN
		Windsor Mahogany	LWY
Veneer Wood Finish - Core			
Cherry Storm on Beech	BCX2		
Cinnamon on Beech	BCN2		
Cocoa on Beech	BCA2		
Eclipse Black on Beech	BEB2		
Kensington Maple on Maple	MMA2		
Monticello Maple on Beech	BMT2		
Natural on Beech	BNA2		
River Cherry on Beech	BRY2		
Surface Finish - Laminate			
Beigewood	LBZ		
Belair	LBQ		
Biltmore Cherry	LBT		
Black	LBK		
Brighton Walnut	LBW		
Canyon Zephyr	LCA		
Castle Oak	LCO		
Casual Linen	LCU		
Cherry Storm	LCX		
Classic Linen	LCI		
Cloud Zephyr	LCL		
Cocobala	LCC		
Crisp Linen	LRI		
Desert Zephyr	LDZ		
Designer White	LDR		
Dove Grey	LDG		
Flax Linen	LXF		
Florence Walnut	LFC		
Forged Steel	LQL		
Friston Ash	LFH		
Frosty White	LFW		
Graphite Nebula	LGN		
Grey	LGE		
High Rise	LHE		
Hollyberry	LHY		
Island	LID		
Italian Silver Ash	LIT		
Kensington Maple	LKM		
Lapis Blue	LLB		
Markerboard White	LMK		
Misted Zephyr	LMR		
Monticello Maple	LMT		
North Sea	LNA		
Ocean	LON		

Finish Cards

View color swatches for items listed within this document.

- [Paints](#)
- [Wood/Veneer](#)
- [Molded Edges](#)
- [Hard Plastics](#)
- [Plastics/Poly](#)
- [Laminates](#)
- [Edge Styles](#)
- [Glass](#)

Certain options referenced may not be available on GSA Schedule.

Soltice® 1.5 Healthcare
Recliner



Soltice® 1.5 Healthcare
Recliner

	Features	MODEL NUMBER																					
		Basic Model	Non-Contrast or Fabric Contrast 1	Fabric Contrast 2	Heat/Massage Option	USB Power	I.V. Pole	Catheter Attachment	Magazine Pouch	Arm Cap	Wood Finish												
	Non-Contrast	SR15/NC	□□□□		□□	□□	□□□	□□□	□□□	□□□	□□□												
	Contrast	SR15/FC	□□□□	□□□	□□	□□	□□□	□□□	□□□	□□□	□□□												
		A	B	C	D	E	F	G	H	I	J												

SORL2
Recliner (Closed Arm)

- Non-contrast C.O.M = 5.5 yd
- 1 = Back and arms (Fabric Contrast 1) C.O.M. = 4.5 yd
- 2 = Seat (Fabric Contrast 2) C.O.M. = 1.5 yd

- Optional magazine rack (Fabric Contrast 1) C.O.M. = .5 yd

HOW TO ORDER

Indicate the following information on order form:

1. Quantity of each item.
2. Model number, including options. See “How To Build a Model Number”.
3. Any special service required.

Note:

- The ☐ indicates that a choice is required.
- The absence of the ☐ indicates that no choice is required.
- Alpha-numeric characters in place of ☐ indicate that no other alternatives are available.

HOW TO BUILD A MODEL NUMBER

- A**Select basic model.
- B**Select non-contrast or fabric contrast 1. Refer to [ki.com/fabrics](#)
- C**Select fabric contrast 2. Refer to [ki.com/fabrics](#)
- D**Select Heat and Massage option.
NHM - No heat and massage
WHM - With heat and massage (prohibited in San Francisco, CA); add \$1455
- E**Select USB Power option.
NUSB - No USB power
WUSB - With USB power (prohibited in San Francisco, CA) ; add \$278
Only available if Heat and Massage option is selected.
- F**Select I.V. pole (facing).
NS - No pole
LRFIV - Left facing rear; add \$443

- RFFIV** - Right facing front; add \$443
RRFIV - Right facing rear; add \$443
If optional magazine pouch is specified, only Left-facing-rear (LRFIV) or No pole (NS) can be specified.
- G**Select catheter bag attachment hook (facing).
NCA - No catheter attachment
LRCA - Left facing rear; add \$74
RFCA - Right facing front; add \$74
RRCA - Right facing rear; add \$74
If optional I.V. pole is specified, catheter attachment can not be specified in the same location.
- H**Select magazine pouch.
NMR - No magazine pouch
RFP - Right side pouch (requires add'l fabric; matches arm); add \$282
Magazine pouch fabric will match arm fabric selection
- I**Select arm option.
PAC - Black poly (pair); add \$225
WAC - Wood (standard)

- J**Select wood finish color.*
Refer to the **Product Color Options** page in this price list.
*For Kensington Maple add upcharge.

KENSINGTON MAPLE UPCHARGE
Kensington Maple requires extended leadtimes.
Model
Soltice 1.5 Recliner \$14

INFORMATION

Moisture Barrier \$205

C.O.M. Requirements
C.O.M. yardage requirements listed above are based on plain goods 54” wide. If less than 54” wide or fabrics requiring matching (stripes, plaids, prints, large patterns), additional yardage will be needed. Consult C.O.M. matrix on the Ordering C.O.M. and C.O.L. page for additional yardage needed. For C.O.M. fabric sent to KI-High Point on multiple rolls, add an additional yard of fabric per roll to the yardage requirements.

C.O.L. Requirements
Figure 18 sq. ft. of leather (C.O.L.) for each yard shown (i.e., 4.75 x 18 = 85.5 sq. ft.).

Contrasting Upholstery
When contrasting fabric is chosen, price at highest in-grade.

Minimum Fabric/Leather Quantity

Minimum order for fabric is 1 yard. Minimum order for leather is 1 hide (approximately 50 sq. ft.).

Construction
Wood arms and armcaps (field replaceable) constructed of kiln-dried hardwood. Recliner mechanism constructed of flat and tubular steel bolted to wood arms at 16 locations. Ottoman mechanism constructed of 14-gauge steel mounted to chair frame. Back shell is 1” hardwood plywood (7 ply), glued and stapled. Seat shell is 1” hardwood plywood (7 ply). Cushioning of multiple densities of polyurethane foam. Seat and back are field replaceable. Ottoman is field replaceable. Soft touch ottoman release and push/pull handles.

SPECIAL SERVICES

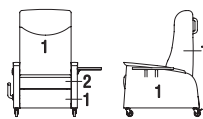
Special Carton Marking

With specially marked information N/C

Shipping
Ships **assembled, FOB High Point, NC 27263, freight prepaid.** Freight class 250.

Specifications and prices are subject to change without prior notice.



		MODEL NUMBER																							
		Basic Model	Non-Cont or Fabric Cont 1	Fabric Cont 2	Heat/ Massage Option	USB Power	I.V. Pole	Cath Attach-ment	Magazine Pouch	Arm Cap	Wood Finish	Laminate Color													
Features													Approx. Packaged Weight	Grade C.O.M.	Grade C	Grade D	Grade E & C.O.L.	Grade F	Grade G	Grade H	Grade I	Grade J	Grade K	Grade L Leather	Grade M Leather
SORL2 Recliner (w/Laminate Top, Side-Mounted Articulating Fold-Down Tablet) - Non-contrast • Non-contrast C.O.M = 5.5 yd	Right facing	SR15/NC/RFT/LT	□□□□		□□	□□	□□□	□□□	□□□	□□□	□□□	□□□	155.0#	\$ 5748	\$ 6066	\$ 6163	\$ 6269	\$ 6335	\$ 6475	\$ 6613	\$ 6785	\$ 7137	\$ 7479	\$ 7811	\$ 8519
<div></div> SORL2 Recliner (w/Laminate Top, Side-Mounted Articulating Fold-Down Tablet) - Contrast • 1 = Back, arms and footrest (Fabric Contrast 1) C.O.M. = 4.5 yd • 2 = Seat (Fabric Contrast 2) C.O.M. = 1.75 yd • Optional magazine rack (Fabric Contrast 1) C.O.M. = .5 yd	Right facing	SR15/FC/RFT/LT	□□□□	□□□	□□	□□	□□□	□□□	□□□	□□□	□□□	□□□	155.0#	\$ 5866	\$ 6186	\$ 6281	\$ 6388	\$ 6457	\$ 6594	\$ 6731	\$ 6920	\$ 7254	\$ 7598	\$ 7947	\$ 8641
		A	B	C	D	E	F	G	H	I	J	K													

HOW TO ORDER

Indicate the following information on order form:

- Quantity of each item.
- Model number, including options. See “How To Build a Model Number”.
- Any special service required.

Note:

- The □ indicates that a choice is required.
- The absence of the □ indicates that no choice is required.
- Alpha-numeric characters in place of □ indicate that no other alternatives are available.

HOW TO BUILD A MODEL NUMBER

- A**Select basic model.
- B**Select non-contrast or fabric contrast 1. Refer to [ki.com/fabrics](https://www.ki.com/fabrics)
- C**Select fabric contrast 2. Refer to [ki.com/fabrics](https://www.ki.com/fabrics)
- D**Select Heat and Massage option.
NHM - No heat and massage
WHM - With heat and massage (prohibited in San Francisco, CA); add \$1455
- E**Select USB Power option.
NUSB - No USB power
WUSB - With USB power (prohibited in San Francisco, CA) ; add \$278
Only available if Heat and Massage option is selected.
- F**Select I.V. pole (facing).
NS - No pole
LRFIV - Left facing rear; add \$443

- RFFIV** - Right facing front; add \$443
RRFIV - Right facing rear; add \$443
If top articulating table is specified, table, I.V. pole and/or catheter bag attachment must all be specified in unique locations.
If optional magazine pouch is specified, only Left-facing-rear (LRFIV) or No pole (NS) can be specified.
- Left facing = right-handed when seated
Right facing = left-handed when seated
- G**Select catheter bag attachment hook (facing).
NCA - No catheter attachment
LRCA - Left facing rear; add \$74
RFCA - Right facing front; add \$74
RRCA - Right facing rear; add \$74
If top articulating table is specified, table, I.V. pole and/or catheter bag attachment must all be specified in unique locations.
- H**Select magazine pouch.
NMR - No magazine pouch
RFP - Right side pouch (requires add'l fabric; matches arm); add \$282

Magazine pouch fabric will match arm fabric selection

- I**Select arm option.
PAC - Black poly (pair); add \$225
WAC - Wood (standard)
- J**Select wood finish color.*
Refer to the **Product Color Options** page in this price list.
*For Kensington Maple add upcharge.
- K**Select laminate color.
Refer to the **Product Color Options** page in this price list.

KENSINGTON MAPLE UPCHARGE

Kensington Maple requires extended leadtimes.
Model
Soltice 1.5 Recliner \$14

INFORMATION

Moisture Barrier \$205

C.O.M. Requirements
C.O.M. yardage requirements listed above are based on plain goods 54” wide. If less than 54” wide or fabrics requiring matching (stripes, plaids, prints, large patterns), additional yardage will be needed. Consult C.O.M. matrix on the Ordering C.O.M. and C.O.L. page for additional yardage needed. For C.O.M. fabric sent to KI-High Point on multiple rolls, add an additional yard of fabric per roll to the yardage requirements.

C.O.L. Requirements
Figure 18 sq. ft. of leather (C.O.L.) for each yard shown (i.e., 4.75 x 18 = 85.5 sq. ft.).

Contrasting Upholstery
When contrasting fabric is chosen, price at highest in-grade.

Minimum Fabric/Leather Quantity

Minimum order for fabric is 1 yard. Minimum order for leather is 1 hide (approximately 50 sq. ft.).

Construction
Wood arms and armcaps (field replaceable) constructed of kiln-dried hardwood. Recliner mechanism constructed of flat and tubular steel bolted to wood arms at 16 locations. Ottoman mechanism constructed of 14-gauge steel mounted to chair frame. Back shell is 1” hardwood plywood (7 ply), glued and stapled. Seat shell is 1” hardwood plywood (7 ply). Cushioning of multiple densities of polyurethane foam. Seat and back are field replaceable. Ottoman is field replaceable. Soft touch ottoman release and push/pull handles.

SPECIAL SERVICES

Special Carton Marking

With specially marked information N/C

Shipping
Ships **assembled, FOB High Point, NC 27263, freight prepaid.** Freight class 250.

Specifications and prices are subject to change without prior notice.

Indicate the following information on order form:

1. Quantity of each item.
2. Model number, including options. See "How To Build a Model Number".
3. Any special service required.

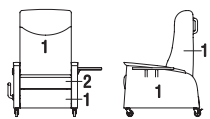
- The absence of the ☐ indicates that no choice is required.
- Alpha-numeric characters in place of ☐ indicate that no other alternatives are available.

H Select magazine pouch.

NMR	- No magazine pouch
RFP	- Right side pouch (requires add'l fabric; matches arm); add \$282

Specifications and prices are subject to change without prior notice.



		MODEL NUMBER																							
		Basic Model	Non-Cont or Fabric Cont 1	Fabric Cont 2	Heat/ Massage Option	USB Power	I.V. Pole	Cath Attach-ment	Magazine Pouch	Arm Cap	Wood Finish	Veneer Color													
Features													Approx. Packaged Weight	Grade C.O.M.	Grade C	Grade D	Grade E & C.O.L.	Grade F	Grade G	Grade H	Grade I	Grade J	Grade K	Grade L Leather	Grade M Leather
SORL2 Recliner (w/Veneer Top, Side-Mounted Articulating Fold-Down Tablet) - Non-contrast • Non-contrast C.O.M = 5.5 yd	Right facing	SR15/NC/RFT/VT	□□□□		□□	□□	□□□	□□□	□□□	□□□	□□□	□□□	155.0#	\$ 5748	\$ 6066	\$ 6163	\$ 6269	\$ 6335	\$ 6475	\$ 6613	\$ 6785	\$ 7137	\$ 7479	\$ 7811	\$ 8519
 SORL2 Recliner (w/Veneer Top, Side-Mounted Articulating Fold-Down Tablet) - Contrast • 1 = Back, arms and footrest (Fabric Contrast 1) C.O.M. = 4.5 yd • 2 = Seat (Fabric Contrast 2) C.O.M. = 1.75 yd • Optional magazine rack (Fabric Contrast 1) C.O.M. = .5 yd	Right facing	SR15/FC/RFT/VT	□□□□	□□□	□□	□□	□□□	□□□	□□□	□□□	□□□	□□□	155.0#	\$ 5866	\$ 6186	\$ 6281	\$ 6388	\$ 6457	\$ 6594	\$ 6731	\$ 6920	\$ 7254	\$ 7598	\$ 7947	\$ 8641
			A	B	C	D	E	F	G	H	I	J	K												

HOW TO ORDER

Indicate the following information on order form:

- Quantity of each item.
- Model number, including options. See “How To Build a Model Number”.
- Any special service required.

Note:

- The □ indicates that a choice is required.
- The absence of the □ indicates that no choice is required.
- Alpha-numeric characters in place of □ indicate that no other alternatives are available.

HOW TO BUILD A MODEL NUMBER

- A**Select basic model.
- B**Select non-contrast or fabric contrast 1. Refer to [ki.com/fabrics](https://www.ki.com/fabrics)
- C**Select fabric contrast 2. Refer to [ki.com/fabrics](https://www.ki.com/fabrics)
- D**Select Heat and Massage option.
NHM - No heat and massage
WHM - With heat and massage (prohibited in San Francisco, CA); add \$1455
- E**Select USB Power option.
NUSB - No USB power
WUSB - With USB power (prohibited in San Francisco, CA) ; add \$278
Only available if Heat and Massage option is selected.
- F**Select I.V. pole (facing).
NS - No pole
LRFIV - Left facing rear; add \$443

- RFFIV** - Right facing front; add \$443
RRFIV - Right facing rear; add \$443
If top articulating table is specified, table, I.V. pole and/or catheter bag attachment must all be specified in unique locations.
If optional magazine pouch is specified, only Left-facing-rear (LRFIV) or No pole (NS) can be specified.
- Left facing = right-handed when seated
Right facing = left-handed when seated
- G**Select catheter bag attachment hook (facing).
NCA - No catheter attachment
LRCA - Left facing rear; add \$74
RFCA - Right facing front; add \$74
RRCA - Right facing rear; add \$74
If top articulating table is specified, table, I.V. pole and/or catheter bag attachment must all be specified in unique locations.
- H**Select magazine pouch.
NMR - No magazine pouch
RFP - Right side pouch (requires add'l fabric; matches arm); add \$282

- Magazine pouch fabric will match arm fabric selection
- I**Select arm option.
PAC - Black poly (pair); add \$225
WAC - Wood (standard)
- J**Select wood finish color.*
Refer to the **Product Color Options** page in this price list.
*For Kensington Maple add upcharge.
- K**Select veneer color.
Refer to the **Product Color Options** page in this price list.

KENSINGTON MAPLE UPCHARGE
Kensington Maple requires extended leadtimes.
Model
Soltice 1.5 Recliner \$14

INFORMATION

Moisture Barrier \$205

C.O.M. Requirements
C.O.M. yardage requirements listed above are based on plain goods 54” wide. If less than 54” wide or fabrics requiring matching (stripes, plaids, prints, large patterns), additional yardage will be needed. Consult C.O.M. matrix on the Ordering C.O.M. and C.O.L. page for additional yardage needed. For C.O.M. fabric sent to KI-High Point on multiple rolls, add an additional yard of fabric per roll to the yardage requirements.

C.O.L. Requirements
Figure 18 sq. ft. of leather (C.O.L.) for each yard shown (i.e., 4.75 x 18 = 85.5 sq. ft.).

Contrasting Upholstery
When contrasting fabric is chosen, price at highest in-grade.

Minimum Fabric/Leather Quantity

Minimum order for fabric is 1 yard. Minimum order for leather is 1 hide (approximately 50 sq. ft.).

Construction
Wood arms and armcaps (field replaceable) constructed of kiln-dried hardwood. Recliner mechanism constructed of flat and tubular steel bolted to wood arms at 16 locations. Ottoman mechanism constructed of 14-gauge steel mounted to chair frame. Back shell is 1” hardwood plywood (7 ply), glued and stapled. Seat shell is 1” hardwood plywood (7 ply). Cushioning of multiple densities of polyurethane foam. Seat and back are field replaceable. Ottoman is field replaceable. Soft touch ottoman release and push/pull handles.

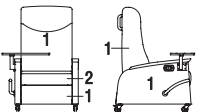
SPECIAL SERVICES

Special Carton Marking

With specially marked information N/C

Shipping
Ships **assembled, FOB High Point, NC 27263, freight prepaid.** Freight class 250.

Specifications and prices are subject to change without prior notice.

		MODEL NUMBER																							
		Basic Model	Non-Cont or Fabric Cont 1	Fabric Cont 2	Heat/ Massage Option	USB Power	I.V. Pole	Cath Attach-ment	Magazine Pouch	Arm Cap	Wood Finish	Veneer Color													
Features	Left facing	SR15/NC/LFRT/VT	□□□□		□□	□□	□□□	□□□	□□□	□□□	□□□	□□□	155.0#	\$ 5748	\$ 6066	\$ 6163	\$ 6269	\$ 6335	\$ 6475	\$ 6613	\$ 6785	\$ 7137	\$ 7479	\$ 7811	\$ 8519
	Right facing	SR15/NC/RFRT/VT	□□□□		□□	□□	□□□	□□□	□□□	□□□	□□□	□□□	155.0#	5748	6066	6163	6269	6335	6475	6613	6785	7137	7479	7811	8519
Recliner (w/Veneer Top, Top-Mounted Articulating Revolving Tablet) - Non-contrast																									
• Non-contrast C.O.M = 5.5 yd																									
	Left facing	SR15/FC/LFRT/VT	□□□□	□□□	□□	□□	□□□	□□□	□□□	□□□	□□□	□□□	155.0#	\$ 5866	\$ 6186	\$ 6281	\$ 6388	\$ 6457	\$ 6594	\$ 6731	\$ 6920	\$ 7254	\$ 7598	\$ 7947	\$ 8641
	Right facing	SR15/FC/RFRT/VT	□□□□	□□□	□□	□□	□□□	□□□	□□□	□□□	□□□	□□□	155.0#	5866	6186	6281	6388	6457	6594	6731	6920	7254	7598	7947	8641
SORL2																									
Recliner (w/Veneer Top, Top-Mounted Articulating Revolving Tablet) - Contrast																									
• 1 = Back, arms and footrest (Fabric Contrast 1) C.O.M. = 4.5 yd																									
• 2 = Seat (Fabric Contrast 2) C.O.M. = 1.75 yd																									
• Optional magazine rack (Fabric Contrast 1) C.O.M. = .5 yd																									
		A	B	C	D	E	F	G	H	I	J	K													

Note:

- The ☐ indicates that a choice is required.
- The absence of the ☐ indicates that no choice is required.
- Alpha-numeric characters in place of ☐ indicate that no other alternatives are available.

HOW TO BUILD A MODEL NUMBER

- | | |
|----------|--|
| A | Select basic model. |
| B | Select non-contrast or fabric contrast 1.
Refer to ki.com/fabrics |
| C | Select fabric contrast 2.
Refer to ki.com/fabrics |
| D | Select Heat and Massage option.
NHM - No heat and massage
WHM - With heat and massage (prohibited in San Francisco, CA); add \$1455 |
| E | Select USB Power option.
NUSB - No USB power
WUSB - With USB power (prohibited in San Francisco, CA) ; add \$278
Only available if Heat and Massage option is selected. |
| F | Select I.V. pole (facing).
NS - No pole
LRFIV - Left facing rear; add \$443 |

RFVIF - Right facing front; add \$443
RRFIV - Right facing rear; add \$443
 If top articulating table is specified, table, I.V. pole and/or catheter bag attachment must all be specified in unique locations.
 If optional magazine pouch is specified, only Left-facing-rear (LRFIV) or No pole (NS) can be specified.

- G** Select catheter bag attachment hook (facing).
- | | |
|-------------|--------------------------------|
| NCA | - No catheter attachment |
| LRCA | - Left facing rear; add \$74 |
| RFCA | - Right facing front; add \$74 |
| RRCA | - Right facing rear; add \$74 |
- If top articulating table is specified, table, I.V. pole and/or catheter bag attachment must all be specified in unique locations.
- H** Select magazine pouch.
- | | |
|------------|--|
| NMR | - No magazine pouch |
| RFP | - Right side pouch (requires add'l fabric; matches arm); add \$282 |

Magazine pouch fabric will match arm fabric selection

- 1** Select arm option.
- | | |
|------------|--------------------------------|
| PAC | - Black poly (pair); add \$225 |
| WAC | - Wood (standard) |
- 2** Select wood finish color.*
- Refer to the **Product Color Options** page in this price list.
- *For Kensington Maple add upcharge.
- 3** Select veneer color.
- Refer to the **Product Color Options** page in this price list.

KENSINGTON MAPLE UPCHARGE

Kensington Maple requires extended leadtimes.
Model
Soltice 1.5 Recliner \$14

INFORMATION

Moisture Barrier \$205

C.O.M. Requirements

C.O.M. yardage requirements listed above are based on plain goods 54" wide. If less than 54" wide or fabrics requiring matching (stripes, plaids, prints, large patterns), additional yardage will be needed. Consult C.O.M. matrix on the Ordering C.O.M. and C.O.L. page for additional yardage needed. For C.O.M. fabric sent to KI-High Point on multiple rolls, add an additional yard of fabric per roll to the yardage requirements.

C.O.L. Requirements

Figure 18 sq. ft. of leather (C.O.L.) for each yard shown (i.e., $4.75 \times 18 = 85.5$ sq. ft.).

Contrasting Upholstery

When contrasting fabric is chosen, price at highest in-grade.

Minimum Fabric/Leather Quantity

Minimum order for fabric is 1 yard. Minimum order for leather is 1 hide (approximately 50 sq. ft).

Construction

Wood arms and armcaps (field replaceable) constructed of kiln-dried hardwood. Recliner mechanism constructed of flat and tubular steel bolted to wood arms at 16 locations. Ottoman mechanism constructed of 14-gauge steel mounted to chair frame. Back shell is 1" hardwood plywood (7 ply), glued and stapled. Seat shell is 1" hardwood plywood (7 ply). Cushioning of multiple densities of polyurethane foam. Seat and back are field replaceable. Ottoman is field replaceable. Soft touch ottoman release and push/pull handles.

SPECIAL SERVICES

Special Carton Marking

With specially marked information N/C

Shipping

Ships assembled, FOB High Point, NC 27263, freight prepaid. Freight class 250.

Specifications and prices are subject to change without prior notice.



Soltice® II Recliner

Dimensions	
Overall width	32-1/8"
Overall depth	35"
Overall height	47"
Seat width	24"
Seat depth	20"
Seat height from floor	22"
Seat height from footrest	18-1/2"
Arm height at front of arm (highest point)	27-1/2"

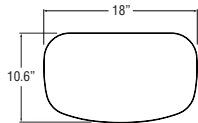
Field Replaceable Seat, Back, Ottoman and Armcaps

Replacement seats include new foam and upholstery and are Velcro Fastened to the seat. Backs are attached to the frame mechanism with a metal-to-metal hinge connection that allows for easy replacement. Removing two screws at the bottom of the back will allow lifting the entire back off the mechanism. Replacement backs come with complete wood frame, foam and upholstery. Footrest Ottoman replacements are fully upholstered and bolt on to the frame. Armcaps are attached to the arms using compression dowels for easy replacement. For full arm replacement, contact a factory representative.

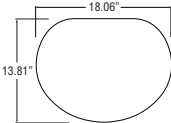
Chair Testing and Loading

The Soltice II Recliners have passed all standard ANSI BIFMA tests for seating products, and in addition, the chairs also passed KI's bariatric test battery (see document KI-98829) which allows the chairs to safely accommodate weights of up to 750 pounds.

Tablet Arm Options



Top-Mounted Articulating Revolving Tablet



Side-Mounted Articulating Fold-Down Tablet

Wood Arm Caps

Wood arm caps are constructed of 1 2/4 select hardwood kiln dried to a moisture content of 5% to 7%, fastened to hardwood plywood panels. Joinery utilizes three (3) 1/2" x 1" spring steel dowels, screwed into position on the arm cap. Plywood arm panels are 1/2" thick plywood skins, inside and out, glued and stapled using mortise, butt, and lap joints throughout. Craftboard (.09 thick) is stapled over edges and bottom beneath 1/4" thick soft polyurethane foam padding.

Mechanism and Chair Frame

Rectangular steel tube frame ranging from 14 to 10 guage, is welded, or riveted, at all member connections and fully powder coated to seal frame. Steel frame arm and footrest mounting plates are 14 guage thickness. Frame is bolted to wood arms at 12 locations using 1/4"-20 machine bolts. Back frame is constructed of 1" laminated plywood with solid wood cross rails. Dowel and lap joints are utilized. Seat frame is 5/4 solid maple wood. Mechanism is all steel ranging in guage from 14-11 guage.

Recliner Back and Seat

Back is 1" hardwood plywood (7 ply) utilizing dowel and lap joints. Six (6) 3" woven web straps are stretched and interwoven across the seat and stapled. Sea Board mounts to steel seat frame using two (2) 1/4"-20 machne bolts. Propex woven polypropylene fabric covers the back surface openings. A layer of 1/4" thick soft polyurethane foam padding covers all non-cushioned surfaces.

Polyurethane Foam Cushions

Seat cushion is composed of 2.5 lb. 35 density high resilient polyurethane foam measuring 4" in thickness. A 1" thick slab of 1.5 lb. 14 density foam is laminated to the top and front edge. Back cushion is composed of 2.5 lb. 35 density high resilient polyurethane foam measuring 2" in thickness. A 1" thick slab of 1.5 lb. 14 density foam is laminated to the foam surface.

Upholstery Covers

Traditional upholstery methods are used throughout.

Central Locking Caster System

5" sealed, locking casters are activated using a foot lever, and are controlled by a series of steel and cast aluminum linkages inside the chair.

Optional Heat & Massage

Heat & Massage units are installed into the backrest and the seat of the unit. Control functions are performed at a built-in control unit in the right-facing arm. Three temperature levels are available for the heat option: low (37C/99F), medium (38C/101F), and high (39C/102F), with an automatic shut-off after four hours of operation. The vibrating massage modules are built into the backrest of the unit, with the controller managing four modes of operation: low location low vibration, low location high vibration, high location low vibration, and high location high vibration, also with an automatic shut-off after 15 minutes of operation. The entire assembly meets TUVRheinland and IEC 60601-1 ratings. The powercoard is a 14 AWG, 15-Amp NEMA rated three conducted SJT, with a three-prong grounded plug. A 72" length of exposed power cord extends from the back of the unit and is strain releaf mounted to the rear of the unit. Use of this product is not intended to offer any medical benefits, but rather supports relaxation, comfort, and convenience to the user.

Optional USB Charger (requires Heat & Massage selection)

The USB power module houses one 5V DC USB (type 2.0 and type 3.0 compatible) charging plug-in receptacle with 1-AMP DC total power (no data). The module is installed in the front of the right-side facing arm.

SPECIFICATIONS			UPHOLSTERY INFORMATION			FINISH INFORMATION			INFORMATION		
Complimentary Furniture The following lounge collections offer complimentary furniture that creates continuity and a cohesive look throughout a facility. These complimentary pieces can be found in other sections of the price list.			C.O.M. Fabric For C.O.M. fabric sent to KI-High Point on multiple rolls, add an additional yard of fabric per roll to the yardage requirement. Multiple rolls have shorter pieces of fabric on them and do not allow nesting and stacking of the fabric to achieve the best yield as is done with one large roll. This results in yardage shortages and requests for additional fabric from the client, which can hold up the order. For each roll that is sent, one yard needs to be added and needs to be added to one of the rolls, not separately.			Color Match KI offers the additional option of color matching paint, polypropylene, or wood stain through Product Modification Requests. Contact Customer Service for details.			Warranty Refer to KI Terms & Conditions document or visit ki.com		
SOLTICE HEALTHCARE SEATING - Soltice Multiple Seating, Soltice Guest Seating, Soltice Lounge Seating, LaResta Day Bed (FDS/SL)			Fabric Disclaimer Fabric will be applied as swatched by the fabric manufacturer. Fabric that is required to be applied differently than is swatched will need a Special Cost Request written specifying the direction the fabric is to be applied. The posted standard lead time will apply to the Special Cost Request.								



Wood Finish - Core		Pearl Bisque	LPB
Cherry Storm on Beech	BCX	Pinnacle Walnut	LPW
Cinnamon on Beech	BCN	Pressed Linen	LPR
Cocoa on Beech	BCA	River Cherry	LRY
Eclipse Black on Beech	BEB	Satin Stainless	LSS
Florence Walnut on Beech	BFC	Shadow Zephyr	LSR
Kensington Maple on Maple	MMA	Silicon evolv	LSV
Monticello Maple on Beech	BMT	Sterling Ash	LAZ
Natural on Beech	BNA	Tailored Linen	LTL
River Cherry on Beech	BRY	Titanium evolv	LTV
Kensington Maple requires an upcharge.		White Nebula	LWL
		White Sand	LWN
		Windsor Mahogany	LWY
Veneer Wood Finish - Core			
Cherry Storm on Beech	BCX2		
Cinnamon on Beech	BCN2		
Cocoa on Beech	BCA2		
Eclipse Black on Beech	BEB2		
Kensington Maple on Maple	MMA2		
Monticello Maple on Beech	BMT2		
Natural on Beech	BNA2		
River Cherry on Beech	BRY2		
Surface Finish - Laminate			
Beigewood	LBZ		
Belair	LBQ		
Biltmore Cherry	LBT		
Black	LBK		
Brighton Walnut	LBW		
Canyon Zephyr	LCA		
Castle Oak	LCO		
Casual Linen	LCU		
Cherry Storm	LCX		
Classic Linen	LCI		
Cloud Zephyr	LCL		
Cocobala	LCC		
Crisp Linen	LRI		
Desert Zephyr	LDZ		
Designer White	LDR		
Dove Grey	LDG		
Flax Linen	LXF		
Florence Walnut	LFC		
Forged Steel	LQL		
Friston Ash	LFH		
Frosty White	LFW		
Graphite Nebula	LGN		
Grey	LGE		
High Rise	LHE		
Hollyberry	LHY		
Island	LID		
Italian Silver Ash	LIT		
Kensington Maple	LKM		
Lapis Blue	LLB		
Markerboard White	LMK		
Misted Zephyr	LMR		
Monticello Maple	LMT		
North Sea	LNA		
Ocean	LON		

Finish Cards

View color swatches for items listed within this document.

Paints

Wood/Veneer

Molded Edges

Hard Plastics

Plastics/Poly

Laminates

Edge Styles

Glass

Certain options referenced may not be available on GSA Schedule.



		MODEL NUMBER																							
		Basic Model	Non-Contrast or Fabric Contrast 1	Fabric Contrast 2	Heat/ Massage Option	USB Power	I.V. Pole	Catheter Attach- ment	Magazine Pouch	Arm Cap	Wood Finish														
Features												Approx. Packaged Weight	Grade C.O.M.	Grade C	Grade D	Grade E & C.O.L.	Grade F	Grade G	Grade H	Grade I	Grade J	Grade K	Grade L Leather	Grade M Leather	
 SORL2 Recliner (Closed Arm) • Non-contrast C.O.M = 5.5 yd • 1 = Back and arms (Fabric Contrast 1) C.O.M. = 4.5 yd • 2 = Seat (Fabric Contrast 2) C.O.M. = 1.5 yd ----- • Optional magazine rack (Fabric Contrast 1) C.O.M. = .5 yd	Non-Contrast	SRII/NC	□□□□		□□	□□	□□□	□□□	□□□	□□□	□□□	155.0#	\$ 6402	\$ 6717	\$ 6812	\$ 6916	\$ 6983	\$ 7123	\$ 7258	\$ 7434	\$ 7777	\$ 8118	\$ 8462	\$ 9149	
	Contrast	SRII/FC	□□□□	□□□□	□□	□□	□□□	□□□	□□□	□□□	□□□	155.0#	6520	6837	6928	7035	7101	7241	7377	7549	7890	8238	8580	9266	
		A	B	C	D	E	F	G	H	I	J														

HOW TO ORDER

Indicate the following information on order form:

- Quantity of each item.
- Model number, including options. See “How To Build a Model Number”.
- Any special service required.

Note:

- The ☐ indicates that a choice is required.
- The absence of the ☐ indicates that no choice is required.
- Alpha-numeric characters in place of ☐ indicate that no other alternatives are available.

HOW TO BUILD A MODEL NUMBER

- A**Select basic model.
- B**Select non-contrast or fabric contrast 1.
Refer to [ki.com/fabrics](#)
- C**Select fabric contrast 2.
Refer to [ki.com/fabrics](#)
- D**Select Heat and Massage option.

NHM

- No heat and massage

WHM

- With heat and massage (prohibited in San Francisco, CA); add \$1455
- E**Select USB Power option.

NUSB

- No USB power

WUSB

- With USB power (prohibited in San Francisco, CA) ; add \$278

Only available if Heat and Massage option is selected.
- F**Select I.V. pole (facing).

NS

- No pole

LRFIV

- Left facing rear; add \$443

- RFFIV

- Right facing front; add \$443

RRFIV

- Right facing rear; add \$443
- If optional magazine pouch is specified, only Left-facing-rear (LRFIV) or No pole (NS) can be specified.
- G**Select catheter bag attachment hook (facing).

NCA

- No catheter attachment

LRCA

- Left facing rear; add \$74

RFCA

- Right facing front; add \$74

RRCA

- Right facing rear; add \$74

If optional I.V. pole is specified, catheter attachment can not be specified in the same location.
- H**Select magazine pouch.

NMR

- No magazine pouch

RFP

- Right side pouch (requires add'l fabric; matches arm); add \$282

Magazine pouch fabric will match arm fabric selection
- I**Select arm option.

WAC

- Wood armcaps (pair)

PAC

- Black poly (pair); add \$225

JSelect wood finish color.*
Refer to the **Product Color Options** page in this price list.
*For Kensington Maple add upcharge.

KENSINGTON MAPLE UPCHARGE

Kensington Maple requires extended leadtimes.
Model
Soltice II Recliner \$14

INFORMATION

Moisture Barrier \$205

Kensington Maple Upcharge
Kensington Maple requires extended leadtimes.
Model
Soltice II Recliner \$14

C.O.M. Requirements
C.O.M. yardage requirements listed above are based on plain goods 54” wide. If less than 54” wide or fabrics requiring matching (stripes, plaids, prints, large patterns), additional yardage will be needed. Consult C.O.M. matrix on the Ordering C.O.M. and C.O.L. page for additional yardage needed. For C.O.M. fabric sent to KI-High Point on multiple rolls, add an additional yard of fabric per roll to the yardage requirements.

C.O.L. Requirements
Figure 18 sq. ft. of leather (C.O.L.) for each yard shown (i.e., 4.75 x 18 = 85.5 sq. ft.).

Contrasting Upholstery
When contrasting fabric is chosen, price at highest in-grade.

Minimum Fabric/Leather Quantity
Minimum order for fabric is 1 yard. Minimum order for leather is 1 hide (approximately 50 sq. ft.).

Construction
Wood arms and armcaps (field replaceable) constructed of kiln-dried hardwood. Recliner mechanism constructed of flat and tubular steel bolted to wood arms at 16 locations. Ottoman mechanism constructed of 14-gauge steel mounted to chair frame. Back shell is 1” hardwood plywood (7 ply), glued and stapled. Seat shell is 1” hardwood plywood (7 ply). Cushioning of multiple densities of polyurethane foam. Seat and back are field replaceable. Ottoman is field replaceable. Soft touch ottoman release and push/pull handles. 5” sealed casters engaged with a foot-actuated central locking/braking caster system.

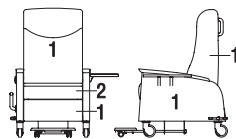
SPECIAL SERVICES

Special Carton Marking
With specially marked information N/C

Shipping
Ships **assembled, FOB High Point, NC 27263, freight prepaid.** Freight class 250.

Specifications and prices are subject to change without prior notice.



		MODEL NUMBER																									
		Basic Model	Non-Contrast or Fabric Contrast 1	Fabric Contrast 2	Heat/ Massage Option	USB Power	I.V. Pole	Catheter Attachment	Magazine Pouch	Arm Cap	Wood Finish	Laminate Color															
Features													Approx. Packaged Weight	Grade C.O.M.	Grade C	Grade D	Grade E & C.O.L.	Grade F	Grade G	Grade H	Grade I	Grade J	Grade K	Grade L Leather	Grade M Leather		
SORL2 Recliner (w/Laminate Top, Side-Mounted Articulating Fold-Down Tablet) - Non-contrast • Non-contrast C.O.M = 5.5 yd	Right facing	SRII/NC/RFT/LT	□□□□		□□	□□	□□□	□□□	□□□	□□□	□□□		155.0#	\$ 7048	\$ 7369	\$ 7462	\$ 7569	\$ 7636	\$ 7778	\$ 7916	\$ 8090	\$ 8435	\$ 8782	\$ 9126	\$ 9822		
 SORL2 Recliner (w/Laminate Top, Side-Mounted Articulating Fold-Down Tablet) - Contrast • 1 = Back, arms and footrest (Fabric Contrast 1) C.O.M. = 4.5 yd • 2 = Seat (Fabric Contrast 2) C.O.M. = 1.75 yd • Optional magazine rack (Fabric Contrast 1) C.O.M. = .5 yd	Right facing	SRII/FC/RFT/LT	□□□□	□□□□	□□	□□	□□□	□□□	□□□	□□□	□□□		155.0#	\$ 7166	\$ 7485	\$ 7584	\$ 7689	\$ 7755	\$ 7895	\$ 8033	\$ 8208	\$ 8556	\$ 8902	\$ 9247	\$ 9940		
		A	B	C	D	E	F	G	H	I	J	K															

HOW TO ORDER

Indicate the following information on order form:

- Quantity of each item.
- Model number, including options. See “How To Build a Model Number”.
- Any special service required.

Note:

- The □ indicates that a choice is required.
- The absence of the □ indicates that no choice is required.
- Alpha-numeric characters in place of □ indicate that no other alternatives are available.

HOW TO BUILD A MODEL NUMBER

- A**Select basic model.
- B**Select non-contrast or fabric contrast 1.
Refer to [ki.com/fabrics](#)
- C**Select fabric contrast 2.
Refer to [ki.com/fabrics](#)
- D**Select Heat and Massage option.

NHM

- No heat and massage

WHM

- With heat and massage (prohibited in San Francisco, CA); add \$1455
- E**Select USB Power option.

NUSB

- No USB power

WUSB

- With USB power (prohibited in San Francisco, CA) ; add \$278

Only available if Heat and Massage option is selected.
- F**Select I.V. pole (facing).

NS

- No pole

LRFIV

- Left facing rear; add \$443

- RFFIV

- Right facing front; add \$443

RRFIV

- Right facing rear; add \$443
- If top articulating table is specified, table, I.V. pole and/or catheter bag attachment must all be specified in unique locations.
- If optional magazine pouch is specified, only Left-facing-rear (LRFIV) or No pole (NS) can be specified.
- Left facing = right-handed when seated

Right facing = left-handed when seated
- G**Select catheter bag attachment hook (facing).

NCA

- No catheter attachment

LRCA

- Left facing rear; add \$74

RFCA

- Right facing front; add \$74

RRCA

- Right facing rear; add \$74
- If top articulating table is specified, table, I.V. pole and/or catheter bag attachment must all be specified in unique locations.
- H**Select magazine pouch.

NMR

- No magazine pouch

RFP

- Right side pouch (requires add'l fabric; matches arm); add \$282

Magazine pouch fabric will match arm fabric selection

- I**Select arm option.

WAC

- Wood armcaps (pair)

PAC

- Black poly (pair); add \$225
- J**Select wood finish color.*
Refer to the **Product Color Options** page in this price list.
*For Kensington Maple add upcharge.
- K**Select laminate color.
Refer to the **Product Color Options** page in this price list.

INFORMATION

Moisture Barrier \$205

Kensington Maple Upcharge
Kensington Maple requires extended leadtimes.
Model
Soltice II Recliner \$14

C.O.M. Requirements
C.O.M. yardage requirements listed above are based on plain goods 54” wide. If less than 54” wide or fabrics requiring matching (stripes, plaids, prints, large patterns), additional yardage will be needed. Consult C.O.M. matrix on the Ordering C.O.M. and C.O.L. page for additional yardage needed. For C.O.M. fabric sent to KI-High Point on multiple rolls, add an additional yard of fabric per roll to the yardage requirements.

C.O.L. Requirements
Figure 18 sq. ft. of leather (C.O.L.) for each yard shown (i.e., 4.75 x 18 = 85.5 sq. ft.).

Contrasting Upholstery
When contrasting fabric is chosen, price at highest in-grade.

Minimum Fabric/Leather Quantity
Minimum order for fabric is 1 yard. Minimum order for leather is 1 hide (approximately 50 sq. ft.).

Construction
Wood arms and armcaps (field replaceable) constructed of kiln-dried hardwood. Recliner mechanism constructed of flat and tubular steel bolted to wood arms at 16 locations. Ottoman mechanism constructed of 14-gauge steel mounted to chair frame. Back shell is 1” hardwood plywood (7 ply), glued and stapled. Seat shell is 1” hardwood plywood (7 ply). Cushioning of multiple densities of polyurethane foam. Seat and back are field replaceable. Ottoman is field replaceable. Soft touch ottoman release and push/pull handles. 5” sealed casters engaged with a foot-actuated central locking/braking caster system.

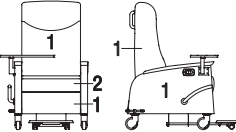
SPECIAL SERVICES

Special Carton Marking
With specially marked information N/C

Shipping
Ships **assembled, FOB High Point, NC 27263, freight prepaid.** Freight class 250.

Specifications and prices are subject to change without prior notice.



		MODEL NUMBER																								
		Basic Model	Non-Cont or Fabric Cont 1	Fabric Cont 2	Heat/ Massage Option	USB Power	I.V. Pole	Catheter Attach-ment	Magazine Pouch	Arm Cap	Wood Finish	Laminate Color														
Features													Approx. Packaged Weight	Grade C.O.M.	Grade C	Grade D	Grade E & C.O.L.	Grade F	Grade G	Grade H	Grade I	Grade J	Grade K	Grade L Leather	Grade M Leather	
SORL2	Left facing	SRII/NC/LFRT/LT	□□□□		□□	□□	□□□	□□□	□□□	□□□	□□□	□□□	155.0#	\$ 7048	\$ 7369	\$ 7462	\$ 7569	\$ 7636	\$ 7778	\$ 7916	\$ 8090	\$ 8435	\$ 8782	\$ 9126	\$ 9822	
	Right facing	SRII/NC/RFRT/LT	□□□□		□□	□□	□□□	□□□	□□□	□□□	□□□	□□□	155.0#	7048	7369	7462	7569	7636	7778	7916	8090	8435	8782	9126	9822	
Recliner (w/Laminate Top, Top-Mounted Articulating Revolving Tablet) - Non-contrast																										
• Non-contrast C.O.M = 5.5 yd																										
	Left facing	SRII/FC/LFRT/LT	□□□□	□□□□	□□	□□	□□□	□□□	□□□	□□□	□□□	□□□	155.0#	\$ 7166	\$ 7485	\$ 7584	\$ 7689	\$ 7755	\$ 7895	\$ 8033	\$ 8208	\$ 8556	\$ 8902	\$ 9247	\$ 9940	
	Right facing	SRII/FC/RFRT/LT	□□□□	□□□□	□□	□□	□□□	□□□	□□□	□□□	□□□	□□□	155.0#	7166	7485	7584	7689	7755	7895	8033	8208	8556	8902	9247	9940	
SORL2																										
Recliner (w/Laminate Top, Top-Mounted Articulating Revolving Tablet) - Contrast																										
• 1 = Back, arms and footrest (Fabric Contrast 1) C.O.M. = 4.5 yd																										
• 2 = Seat (Fabric Contrast 2) C.O.M. = 1.75 yd																										
• Optional magazine rack (Fabric Contrast 1) C.O.M. = .5 yd																										
																									</	

HOW TO ORDER

Indicate the following information on order form:

- Quantity of each item.
- Model number, including options. See “How To Build a Model Number”.
- Any special service required.

Note:

- The ☐ indicates that a choice is required.
- The absence of the ☐ indicates that no choice is required.
- Alpha-numeric characters in place of ☐ indicate that no other alternatives are available.

HOW TO BUILD A MODEL NUMBER

- A**Select basic model.
- B**Select non-contrast or fabric contrast 1. Refer to [ki.com/fabrics](https://www.ki.com/fabrics)
- C**Select fabric contrast 2. Refer to [ki.com/fabrics](https://www.ki.com/fabrics)
- D**Select Heat and Massage option.
NHM - No heat and massage
WHM - With heat and massage (prohibited in San Francisco, CA); add \$1455
- E**Select USB Power option.
NUSB - No USB power
WUSB - With USB power (prohibited in San Francisco, CA) ; add \$278
Only available if Heat and Massage option is selected.
- F**Select I.V. pole (facing).
NS - No pole
LRFIV - Left facing rear; add \$443

- RFFIV - Right facing front; add \$443
RRFIV - Right facing rear; add \$443
If top articulating table is specified, table, I.V. pole and/or catheter bag attachment must all be specified in unique locations.
If optional magazine pouch is specified, only Left-facing-rear (LRFIV) or No pole (NS) can be specified.
- Left facing = right-handed when seated
Right facing = left-handed when seated
- G**Select catheter bag attachment hook (facing).
NCA - No catheter attachment
LRCA - Left facing rear; add \$74
RFCA - Right facing front; add \$74
RRCA - Right facing rear; add \$74
If top articulating table is specified, table, I.V. pole and/or catheter bag attachment must all be specified in unique locations.
- H**Select magazine pouch.
NMR - No magazine pouch
RFP - Right side pouch (requires add'l fabric; matches arm); add \$282

Magazine pouch fabric will match arm fabric selection

- I**Select arm option.
WAC - Wood armcaps (pair)
PAC - Black poly (pair); add \$225
- J**Select wood finish color.*
Refer to the **Product Color Options** page in this price list.
*For Kensington Maple add upcharge.
- K**Select laminate color.
Refer to the **Product Color Options** page in this price list.

INFORMATION

Moisture Barrier \$205

Kensington Maple Upcharge
Kensington Maple requires extended leadtimes.
Model
Soltice II Recliner \$14

C.O.M. Requirements
C.O.M. yardage requirements listed above are based on plain goods 54” wide. If less than 54” wide or fabrics requiring matching (stripes, plaids, prints, large patterns), additional yardage will be needed. Consult C.O.M. matrix on the Ordering C.O.M. and C.O.L. page for additional yardage needed. For C.O.M. fabric sent to KI-High Point on multiple rolls, add an additional yard of fabric per roll to the yardage requirements.

C.O.L. Requirements
Figure 18 sq. ft. of leather (C.O.L.) for each yard shown (i.e., 4.75 x 18 = 85.5 sq. ft.).

Contrasting Upholstery
When contrasting fabric is chosen, price at highest in-grade.

Minimum Fabric/Leather Quantity
Minimum order for fabric is 1 yard. Minimum order for leather is 1 hide (approximately 50 sq. ft.).

Construction
Wood arms and armcaps (field replaceable) constructed of kiln-dried hardwood. Recliner mechanism constructed of flat and tubular steel bolted to wood arms at 16 locations. Ottoman mechanism constructed of 14-gauge steel mounted to chair frame. Back shell is 1” hardwood plywood (7 ply), glued and stapled. Seat shell is 1” hardwood plywood (7 ply). Cushioning of multiple densities of polyurethane foam. Seat and back are field replaceable. Ottoman is field replaceable. Soft touch ottoman release and push/pull handles. 5” sealed casters engaged with a foot-actuated central locking/braking caster system.

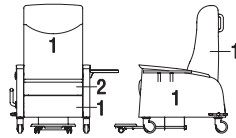
SPECIAL SERVICES

Special Carton Marking
With specially marked information N/C

Shipping
Ships **assembled, FOB High Point, NC 27263, freight prepaid.** Freight class 250.

Specifications and prices are subject to change without prior notice.



		MODEL NUMBER																							
		Basic Model	Non-Cont or Fabric Cont 1	Fabric Cont 2	Heat/Massage Option	USB Power	I.V. Pole	Catheter Attachment	Magazine Pouch	Arm Cap	Wood Finish	Veneer Color													
Features													Approx. Packaged Weight	Grade C.O.M.	Grade C	Grade D	Grade E & C.O.L.	Grade F	Grade G	Grade H	Grade I	Grade J	Grade K	Grade L Leather	Grade M Leather
SORL2 Recliner (w/Veneer Top, Side-Mounted Articulating Fold-Down Tablet) - Non-contrast • Non-contrast C.O.M = 5.5 yd	Right facing	SR11/NC/RFT/VT	□□□□		□□	□□	□□□	□□□	□□□	□□□	□□□		155.0#	\$ 7048	\$ 7369	\$ 7462	\$ 7569	\$ 7636	\$ 7778	\$ 7916	\$ 8090	\$ 8435	\$ 8782	\$ 9126	\$ 9822
 SORL2 Recliner (w/Veneer Top, Side-Mounted Articulating Fold-Down Tablet) - Contrast • 1 = Back, arms and footrest (Fabric Contrast 1) C.O.M. = 4.5 yd • 2 = Seat (Fabric Contrast 2) C.O.M. = 1.75 yd • Optional magazine rack (Fabric Contrast 1) C.O.M. = .5 yd	Right facing	SR11/FC/RFT/VT	□□□□	□□□□	□□	□□	□□□	□□□	□□□	□□□	□□□		155.0#	\$ 7166	\$ 7485	\$ 7584	\$ 7689	\$ 7755	\$ 7895	\$ 8033	\$ 8208	\$ 8556	\$ 8902	\$ 9247	\$ 9940
		A	B	C	D	E	F	G	H	I	J	K													

HOW TO ORDER

Indicate the following information on order form:

- Quantity of each item.
- Model number, including options. See “How To Build a Model Number”.
- Any special service required.

Note:

- The ☐ indicates that a choice is required.
- The absence of the ☐ indicates that no choice is required.
- Alpha-numeric characters in place of ☐ indicate that no other alternatives are available.

HOW TO BUILD A MODEL NUMBER

- A** Select basic model.
- B** Select non-contrast or fabric contrast 1. Refer to [ki.com/fabrics](#)
- C** Select fabric contrast 2. Refer to [ki.com/fabrics](#)
- D** Select Heat and Massage option.
NHM - No heat and massage
WHM - With heat and massage (prohibited in San Francisco, CA); add \$1455
- E** Select USB Power option.
NUSB - No USB power
WUSB - With USB power (prohibited in San Francisco, CA) ; add \$278
Only available if Heat and Massage option is selected.
- F** Select I.V. pole (facing).
NS - No pole
LRFIV - Left facing rear; add \$443

- RFFIV** - Right facing front; add \$443
RRFIV - Right facing rear; add \$443
If top articulating table is specified, table, I.V. pole and/or catheter bag attachment must all be specified in unique locations.
If optional magazine pouch is specified, only Left-facing-rear (LRFIV) or No pole (NS) can be specified.
- Left facing = right-handed when seated
Right facing = left-handed when seated
- G** Select catheter bag attachment hook (facing).
NCA - No catheter attachment
LRCA - Left facing rear; add \$74
RFCA - Right facing front; add \$74
RRCA - Right facing rear; add \$74
If top articulating table is specified, table, I.V. pole and/or catheter bag attachment must all be specified in unique locations.
- H** Select magazine pouch.
NMR - No magazine pouch
RFP - Right side pouch (requires add'l fabric; matches arm); add \$282

Magazine pouch fabric will match arm fabric selection

- I** Select arm option.
WAC - Wood armcaps (pair)
PAC - Black poly (pair); add \$225
- J** Select wood finish color.*
Refer to the **Product Color Options** page in this price list.
*For Kensington Maple add upcharge.
- K** Select veneer color.
Refer to the **Product Color Options** page in this price list.

INFORMATION

Moisture Barrier \$205

Kensington Maple Upcharge
Kensington Maple requires extended leadtimes.
Model
Soltice II Recliner \$14

C.O.M. Requirements
C.O.M. yardage requirements listed above are based on plain goods 54” wide. If less than 54” wide or fabrics requiring matching (stripes, plaids, prints, large patterns), additional yardage will be needed. Consult C.O.M. matrix on the Ordering C.O.M. and C.O.L. page for additional yardage needed. For C.O.M. fabric sent to KI-High Point on multiple rolls, add an additional yard of fabric per roll to the yardage requirements.

C.O.L. Requirements
Figure 18 sq. ft. of leather (C.O.L.) for each yard shown (i.e., 4.75 x 18 = 85.5 sq. ft.).

Contrasting Upholstery
When contrasting fabric is chosen, price at highest in-grade.

Minimum Fabric/Leather Quantity
Minimum order for fabric is 1 yard. Minimum order for leather is 1 hide (approximately 50 sq. ft.).

Construction
Wood arms and armcaps (field replaceable) constructed of kiln-dried hardwood. Recliner mechanism constructed of flat and tubular steel bolted to wood arms at 16 locations. Ottoman mechanism constructed of 14-gauge steel mounted to chair frame. Back shell is 1” hardwood plywood (7 ply), glued and stapled. Seat shell is 1” hardwood plywood (7 ply). Cushioning of multiple densities of polyurethane foam. Seat and back are field replaceable. Ottoman is field replaceable. Soft touch ottoman release and push/pull handles. 5” sealed casters engaged with a foot-actuated central locking/braking caster system.

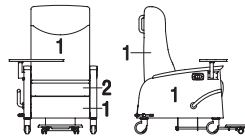
SPECIAL SERVICES

Special Carton Marking
With specially marked information N/C

Shipping
Ships **assembled, FOB High Point, NC 27263, freight prepaid.** Freight class 250.

Specifications and prices are subject to change without prior notice.



		MODEL NUMBER																							
		Basic Model	Non-Cont or Fabric Cont 1	Fabric Cont 2	Heat/ Massage Option	USB Power	I.V. Pole	Catheter Attach-ment	Magazine Pouch	Arm Cap	Wood Finish	Veneer Color													
Features													Approx. Packaged Weight	Grade C.O.M.	Grade C	Grade D	Grade E & C.O.L.	Grade F	Grade G	Grade H	Grade I	Grade J	Grade K	Grade L Leather	Grade M Leather
SORL2	Left facing	SR11/NC/LFRT/VT	□□□□		□□	□□	□□□	□□□	□□□	□□□	□□□	□□□	155.0#	\$ 7048	\$ 7369	\$ 7462	\$ 7569	\$ 7636	\$ 7778	\$ 7916	\$ 8090	\$ 8435	\$ 8782	\$ 9126	\$ 9822
	Right facing	SR11/NC/RFRT/VT	□□□□		□□	□□	□□□	□□□	□□□	□□□	□□□	□□□	155.0#	7048	7369	7462	7569	7636	7778	7916	8090	8435	8782	9126	9822
Recliner (w/Veneer Top, Top-Mounted Articulating Revolving Tablet) - Non-contrast																									
• Non-contrast C.O.M = 5.5 yd																									
	Left facing	SR11/FC/LFRT/VT	□□□□	□□□□	□□	□□	□□□	□□□	□□□	□□□	□□□	□□□	155.0#	\$ 7166	\$ 7485	\$ 7584	\$ 7689	\$ 7755	\$ 7895	\$ 8033	\$ 8208	\$ 8556	\$ 8902	\$ 9247	\$ 9940
	Right facing	SR11/FC/RFRT/VT	□□□□	□□□□	□□	□□	□□□	□□□	□□□	□□□	□□□	□□□	155.0#	7166	7485	7584	7689	7755	7895	8033	8208	8556	8902	9247	9940
SORL2																									
Recliner (w/Veneer Top, Top-Mounted Articulating Revolving Tablet) - Contrast																									
• 1 = Back, arms and footrest (Fabric Contrast 1) C.O.M. = 4.5 yd																									
• 2 = Seat (Fabric Contrast 2) C.O.M. = 1.75 yd																									
• Optional magazine rack (Fabric Contrast 1) C.O.M. = .5 yd																									

Soltice® 1.5 and Soltice® II Healthcare

Recliner Replacement Parts



Soltice® 1.5 and Soltice® II Healthcare

Recliner Replacement Parts

MODEL	MODEL NUMBER																			
	Basic Model	Non-Contrast or Fabric Contrast 1	Arm Cap	Wood Finish	Moisture Barrier	Approx. Packaged Weight	Delivered Pricing	Grade C.O.M.	Grade C	Grade D	Grade E & C.O.L.	Grade F	Grade G	Grade H	Grade I	Grade J	Grade K	Grade L Leather	Grade M Leather	Moisture Barrier add to list price
SORP2	Replacement Back • C.O.M = 2 yd	SRR2BK	□□□□		□□□	40.0#	N/A	\$ 1324	\$ 1444	\$ 1474	\$ 1511	\$ 1538	\$ 1589	\$ 1637	\$ 1703	\$ 1828	\$ 1951	\$ 2080	\$ 2334	\$ 136
SORP2	Replacement Seat • C.O.M = 2 yd	SRR2ST	□□□□		□□□	5.0#	N/A	\$ 480	\$ 542	\$ 554	\$ 577	\$ 589	\$ 614	\$ 640	\$ 673	\$ 733	\$ 796	\$ 862	\$ 985	\$ 53
SORP2	Replacement Wood Armcaps • Set of 2	SRR2AC		□□□	□□□	10.0#	\$ 821													N/A
SORP2	Replacement Ottoman • C.O.M = .5 yd	SRR2FT	□□□□		□□□	5.0#	N/A	\$ 490	\$ 520	\$ 528	\$ 539	\$ 543	\$ 554	\$ 570	\$ 585	\$ 616	\$ 649	\$ 680	\$ 741	\$ 53

A **B** **C** **D** **E**

HOW TO ORDER

- Indicate the following information on order form:
1. Quantity of each item.
 2. Model number, including options. See “How To Build a Model Number”.
 3. Any special service required.

Note:

- The □ indicates that a choice is required.
- The absence of the □ indicates that no choice is required.
- Alpha-numeric characters in place of □ indicate that no other alternatives are available.

HOW TO BUILD A MODEL NUMBER

- A**Select basic model.
- B**Select non-contrast or fabric contrast 1. Refer to [ki.com/fabrics](#)
- C**Select arm option.
- | | |
|------------|--------------------------------|
| WAC | - Wood armcaps (pair) |
| PAC | - Black poly (pair); add \$225 |
- D**Select wood finish color. Refer to the **Product Color Options** page in this price list.
- E**Select moisture barrier.
- | | |
|------------|-----------------------|
| NMB | - No moisture barrier |
| MB | - Moisture barrier |
- See pricing column for moisture barrier upcharge.

KENSINGTON MAPLE UPCHARGE

Kensington Maple requires extended leadtimes.

Model	
Soltice II Recliner	\$14

INFORMATION

C.O.M. Requirements
C.O.M. yardage requirements listed above are based on plain goods 54” wide. If less than 54” wide or fabrics requiring matching (stripes, plaids, prints, large patterns), additional yardage will be needed. Consult C.O.M. matrix on the Ordering C.O.M. and C.O.L. page for additional yardage needed. For C.O.M. fabric sent to KI-High Point on multiple rolls, add an additional yard of fabric per roll to the yardage requirements.

C.O.L. Requirements
Figure 18 sq. ft. of leather (C.O.L.) for each yard shown (i.e., 4.75 x 18 = 85.5 sq. ft.).

Contrasting Upholstery
When contrasting fabric is chosen, price at highest in-grade.

SPECIAL SERVICES

Special Carton Marking

With specially marked information	N/C
-----------------------------------	-----

Shipping
Ships **assembled, FOB High Point, NC 27263, freight prepaid.** Freight class 150.

Specifications and prices are subject to change without prior notice.



Medium Lounge
(Open Arm, Closed Arm or Armless)



Medium Loveseat
(Open Arm, Closed Arm or Armless)




Medium Sofa
(Open Arm, Closed Arm or Armless)


General Dimensions			
Seat width	22"	44"	66"
Seat depth	19-1/2"	19-1/2"	19-1/2"
Seat height	19"	19"	19"
Arm width	2" (1-3/4" Open Arm)	2" (1-3/4" Open Arm)	2" (1-3/4" Open Arm)
Arm height	27" (w/Arm Only)	27" (w/Arm Only)	27" (w/Arm Only)
Overall Dimensions			
Width	26" (25-3/4" Armless)	48" (47-3/4" Armless)	70-1/2" (70" Armless)
Depth	30"	30"	30"
Height	33"	33"	33"



Large Lounge
(Closed Arm or Armless)



Large Loveseat
(Closed Arm or Armless)



Large Sofa
(Closed Arm or Armless)

General Dimensions			
Seat width	23-3/4"	47-1/2"	71-1/2"
Seat depth	22"	22"	22"
Seat height	19"	19"	19"
Arm width	4"	4"	4"
Arm height	25-3/4" (w/Arm Only)	25-3/4" (w/Arm Only)	25-3/4" (w/Arm Only)
Overall Dimensions			
Width	31-3/4"	55-1/2"	79-1/2"
Depth	32-3/4"	32-3/4"	32-3/4"
Height	31-3/4"	31-3/4"	31-3/4"

SPECIFICATIONS

Complimentary Furniture

The following lounge collections offer complimentary furniture that creates continuity and a cohesive look throughout a facility. These complimentary pieces can be found in other sections of the KI price list.

SOLTICE - Soltice® Healthcare Seating, Soltice® Multiple Seating, Soltice® Guest Chairs, LaResta® Day Bed

UPHOLSTERY INFORMATION

C.O.M. Fabric

For C.O.M. fabric sent to KI-High Point on multiple rolls, add an additional yard of fabric per roll to the yardage requirements. Multiple rolls have shorter pieces of fabric on them and do not allow nesting and stacking of the fabric to achieve the best yield as is done with one large roll. This results in yardage shortages and requests for additional fabric from the client, which can hold up the order. For each roll that is sent, one yard needs to be added and needs to be added to one of the rolls, not separately.

Fabric Disclaimer

Fabric will be applied as swatched by the fabric manufacturer. Fabric that is required to be applied differently than is swatched will need a Product Modification Request written specifying the direction the fabric is to be applied.

FINISH INFORMATION

Color Match

KI offers the additional option of color matching paint, polypropylene, or wood stain through Product Modification Requests. Contact Customer Service for details.

INFORMATION

Warranty

Refer to KI Terms & Conditions document or visit ki.com



Wood Finish - Core

Cherry Storm on Beech	BCX
Cinnamon on Beech	BCN
Cocoa on Beech	BCA
Eclipse Black on Beech	BEB
Florence Walnut on Beech	BFC
Kensington Maple on Maple	MMA
Monticello Maple on Beech	BMT
Natural on Beech	BNA
River Cherry on Beech	BRY

Kensington Maple requires an upcharge. For tablet arms, black PVC edge is used for all laminates.


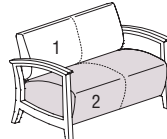
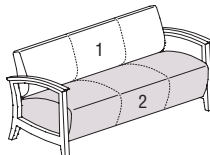
Finish Cards

View color swatches for items listed within this document.

- [Paints](#)
- [Plastics/Poly](#)
- [Wood/Veneer](#)
- [Laminates](#)
- [Molded Edges](#)
- [Edge Styles](#)
- [Hard Plastics](#)
- [Glass](#)

Certain options referenced may not be available on GSA Schedule.



			MODEL NUMBER																					
			Basic Model	Non-Contrast or Fabric Contrast 1	Fabric Contrast 2	Wood Finish	Arm Cap	Fire Code	Moisture Barrier	Approx. Packaged Weight	Grade C.O.M.	Grade C	Grade D	Grade E & C.O.L.	Grade F	Grade G	Grade H	Grade I	Grade J	Grade K	Grade L Leather	Grade M Leather	TB133 add to list price	Moisture Barrier add to list price
	Medium Lounge Chair (Open Arms)	Non-contrast	S0823/NC	□□□□		□□□	□□□	□□□	□□□	58.0#	\$ 2402	\$ 2427	\$ 2470	\$ 2524	\$ 2555	\$ 2625	\$ 2693	\$ 2779	\$ 2952	\$ 3124	\$ 3297	\$ 3643	\$ 460	\$ 166
	• Non-contrast C.O.M = 3 yd	Contrast	S0823/FC	□□□□	□□□□	□□□	□□□	□□□	□□□	58.0#	2483	2511	2551	2604	2639	2707	2773	2864	3034	3208	3377	3724	460	166
	• 1 = Back (Fabric Contrast 1) C.O.M. = 1.75 yd																							
	• 2 = Seat (Fabric Contrast 2) C.O.M. = 1.75 yd																							
SOLS																								
	Medium Loveseat (Open Arms)	Non-contrast	S0833/NC	□□□□		□□□	□□□	□□□	□□□	82.0#	\$ 3190	\$ 3233	\$ 3315	\$ 3405	\$ 3469	\$ 3595	\$ 3714	\$ 3866	\$ 4175	\$ 4490	\$ 4801	\$ 5420	\$ 641	\$ 322
	• Non-contrast C.O.M = 5 yd	Contrast	S0833/FC	□□□□	□□□□	□□□	□□□	□□□	□□□	82.0#	3313	3357	3435	3528	3593	3715	3840	3995	4301	4614	4921	5540	641	322
	• 1 = Back (Fabric Contrast 1) C.O.M. = 3 yd																							
	• 2 = Seat (Fabric Contrast 2) C.O.M. = 2.5 yd																							
SOLS																								
	Medium Sofa (Open Arms)	Non-contrast	S0843/NC	□□□□		□□□	□□□	□□□	□□□	102.0#	\$ 4053	\$ 4117	\$ 4225	\$ 4351	\$ 4444	\$ 4614	\$ 4784	\$ 5001	\$ 5433	\$ 5858	\$ 6292	\$ 7154	\$ 805	\$ 488
	• Non-contrast C.O.M = 7 yd	Contrast	S0843/FC	□□□□	□□□□	□□□	□□□	□□□	□□□	102.0#	4209	4271	4381	4510	4591	4768	4936	5155	5586	6015	6445	7305	805	488
	• 1 = Back (Fabric Contrast 1) C.O.M. = 4.5 yd																							
	• 2 = Seat (Fabric Contrast 2) C.O.M. = 3.5 yd																							
SOLS																								
			A	B	C	D	E	F	G															

HOW TO ORDER

Indicate the following information on order form:

- Quantity of each item.
- Model number, including options. See “How To Build a Model Number”.
- Any special service required.

Note:

- The ☐ indicates that a choice is required.
- The absence of the ☐ indicates that no choice is required.
- Alpha-numeric characters in place of ☐ indicate that no other alternatives are available.

HOW TO BUILD A MODEL NUMBER

- A**Select basic model.
- B**Select non-contrast or fabric contrast 1. Refer to [ki.com/fabrics](https://www.ki.com/fabrics)
- C**Select fabric contrast 2. Refer to [ki.com/fabrics](https://www.ki.com/fabrics)
- D**Select wood finish color. Refer to the **Product Color Options** page in this price list. For Kensington Maple add upcharge.
- E**Select arm option.

WAC

- Wood armcaps

PAC

- Black poly (pair); add \$240
- F**Select fire code.

NFR

- Compliance to TB 117-2013

FR

- Compliance to TB 133

See pricing column for TB133 upcharge.

- G**Select moisture barrier.

NMB

- No moisture barrier

MB

- Moisture barrier

See pricing column for moisture barrier upcharge.

KENSINGTON MAPLE UPCHARGE

Kensington Maple requires extended leadtimes.

Model

S0823/NC \$122

S0833/NC \$122

S0843/NC \$122

S0823/FC \$122

S0833/FC \$122

S0843/FC \$122

INFORMATION

C.O.M. Requirements

C.O.M. yardage requirements listed above are based on plain goods 54” wide. If less than 54” wide or fabrics requiring matching (stripes, plaids, prints, large patterns), additional yardage will be needed. Consult C.O.M. matrix on the Ordering C.O.M. and C.O.L. page for additional yardage needed. For C.O.M. fabric sent to KI-High Point on multiple rolls, add an additional yard of fabric per roll to the yardage requirements.

C.O.L. Requirements

Figure 18 sq. ft. of leather (C.O.L.) for each yard shown (i.e., 4.75 x 18 = 85.5 sq. ft.).

Contrasting Upholstery

When contrasting fabric is chosen, price at highest in-grade.

Minimum Fabric/Leather Quantity

Minimum order for fabric is 1 yard. Minimum order for leather is 1 hide (approximately 50 sq. ft).

California TB133 Fire Safety Code

For California Technical Bulletin 133 compliant models, a Product Modification Request is required. Contact Customer Service for details.

SPECIAL SERVICES

Special Carton Marking

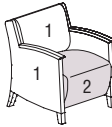
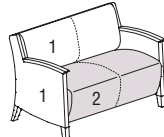
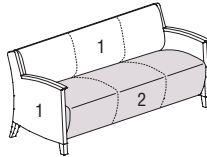
With specially marked information N/C

Shipping

Ships **assembled, FOB High Point, NC 27263, freight prepaid.** Freight class 175

Specifications and prices are subject to change without prior notice.



			MODEL NUMBER																						
			Basic Model	Non-Contrast or Fabric Contrast 1	Fabric Contrast 2	Wood Finish	Arm Cap	Fire Code	Moisture Barrier																
MODEL	Features									Approx. Packaged Weight	Grade C.O.M.	Grade C	Grade D	Grade E & C.O.L.	Grade F	Grade G	Grade H	Grade I	Grade J	Grade K	Grade L Leather	Grade M Leather	TB133 add to list price	Moisture Barrier add to list price	
	Medium Lounge Chair (Closed Arm)	Non-contrast	SP823/NC	□□□□		□□□	□□□	□□□	□□□	70.0#	\$ 2585	\$ 2631	\$ 2708	\$ 2805	\$ 2864	\$ 2987	\$ 3111	\$ 3266	\$ 3574	\$ 3891	\$ 4200	\$ 4819	\$ 576	\$ 209	
	• Non-contrast C.O.M = 5 yd	Contrast	SP823/FC	□□□□	□□□□	□□□	□□□	□□□	□□□	70.0#	2665	2712	2789	2887	2945	3072	3194	3350	3657	3969	4278	4900	576	209	
	• 1 = Back and arms (Fabric Contrast 1) C.O.M. = 4.25 yd																								
	• 2 = Seat (Fabric Contrast 2) C.O.M. = 1.75 yd																								
SOLS																									
	Medium Loveseat (Closed Arm)	Non-contrast	SP833/NC	□□□□		□□□	□□□	□□□	□□□	92.0#	\$ 3480	\$ 3550	\$ 3656	\$ 3780	\$ 3865	\$ 4041	\$ 4212	\$ 4426	\$ 4859	\$ 5287	\$ 5721	\$ 6581	\$ 799	\$ 402	
	• Non-contrast C.O.M = 7 yd	Contrast	SP833/FC	□□□□	□□□□	□□□	□□□	□□□	□□□	92.0#	3604	3669	3776	3905	3990	4166	4337	4550	4981	5412	5844	6703	799	402	
	• 1 = Back and arms (Fabric Contrast 1) C.O.M. = 5.25 yd																								
	• 2 = Seat (Fabric Contrast 2) C.O.M. = 2.5 yd																								
SOLS																									
	Medium Sofa (Closed Arm)	Non-contrast	SP843/NC	□□□□		□□□	□□□	□□□	□□□	115.0#	\$ 4381	\$ 4460	\$ 4598	\$ 4765	\$ 4875	\$ 5096	\$ 5318	\$ 5593	\$ 6142	\$ 6691	\$ 7244	\$ 8348	\$ 1004	\$ 611	
	• Non-contrast C.O.M = 9 yd	Contrast	SP843/FC	□□□□	□□□□	□□□	□□□	□□□	□□□	115.0#	4532	4616	4757	4919	5032	5249	5471	5749	6298	6846	7401	8502	1004	611	
	• 1 = Back and arms (Fabric Contrast 1) C.O.M. = 7 yd																								
	• 2 = Seat (Fabric Contrast 2) C.O.M. = 3.5 yd																								
SOLS																									
			A	B	C	D	E	F	G																

HOW TO ORDER

Indicate the following information on order form:

- Quantity of each item.
- Model number, including options. See “How To Build a Model Number”.
- Any special service required.

Note:

- The ☐ indicates that a choice is required.
- The absence of the ☐ indicates that no choice is required.
- Alpha-numeric characters in place of ☐ indicate that no other alternatives are available.

HOW TO BUILD A MODEL NUMBER

- A**Select basic model.
- B**Select non-contrast or fabric contrast 1. Refer to [ki.com/fabrics](https://www.ki.com/fabrics)
- C**Select fabric contrast 2. Refer to [ki.com/fabrics](https://www.ki.com/fabrics)
- D**Select wood finish color. Refer to the **Product Color Options** page in this price list. For Kensington Maple add upcharge.
- E**Select arm option.

WAC

- Wood armcaps

PAC

- Black poly (pair); add \$240
- F**Select fire code.

NFR

- Compliance to TB 117-2013

FR

- Compliance to TB 133

See pricing column for TB133 upcharge.

- G**Select moisture barrier.

NMB

- No moisture barrier

MB

- Moisture barrier

See pricing column for moisture barrier upcharge.

KENSINGTON MAPLE UPCHARGE

Kensington Maple requires extended leadtimes.

Model	
SP823/NC	\$53
SP833/NC	\$53
SP843/NC	\$53
SP823/FC	\$53
SP833/FC	\$53
SP843/FC	\$53

INFORMATION

C.O.M. Requirements
C.O.M. yardage requirements listed above are based on plain goods 54” wide. If less than 54” wide or fabrics requiring matching (stripes, plaids, prints, large patterns), additional yardage will be needed. Consult C.O.M. matrix on the Ordering C.O.M. and C.O.L. page for additional yardage needed. For C.O.M. fabric sent to KI-High Point on multiple rolls, add an additional yard of fabric per roll to the yardage requirements.

C.O.L. Requirements
Figure 18 sq. ft. of leather (C.O.L.) for each yard shown (i.e., 4.75 x 18 = 85.5 sq. ft.).

Contrasting Upholstery
When contrasting fabric is chosen, price at highest in-grade.

Minimum Fabric/Leather Quantity
Minimum order for fabric is 1 yard. Minimum order for leather is 1 hide (approximately 50 sq. ft).

California TB133 Fire Safety Code
For California Technical Bulletin 133 compliant models, a Product Modification Request is required. Contact Customer Service for details.

SPECIAL SERVICES

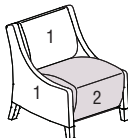
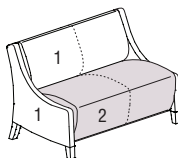
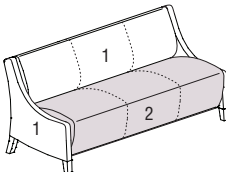
Special Carton Marking

With specially marked information N/C

Shipping
Ships **assembled, FOB High Point, NC 27263, freight prepaid.** Freight class 175

Specifications and prices are subject to change without prior notice.



			MODEL NUMBER																																	
			Basic Model	Non-Contrast or Fabric Contrast 1	Fabric Contrast 2	Wood Finish	Fire Code	Moisture Barrier																												
MODEL			Features	Approx. Packaged Weight																		Grade C.O.M. Grade C Grade D Grade E & C.O.L. Grade F Grade G Grade H Grade I Grade J Grade K Grade L Leather Grade M Leather TB133 add to list price Moisture Barrier add to list price														
	Medium Lounge Chair (Armless) • Non-contrast C.O.M = 5 yd • 1 = Back and side panels (Fabric Contrast 1) C.O.M. = 4.25 yd • 2 = Seat (Fabric Contrast 2) C.O.M. = 1.75 yd		Non-contrast	SA823/NC	□□□□		□□□	□□□	□□□	63.0#	\$ 2547	\$ 2590	\$ 2659	\$ 2742	\$ 2791	\$ 2906	\$ 3015	\$ 3153	\$ 3428	\$ 3706	\$ 3978	\$ 4530	\$ 576	\$ 209												
			Contrast	SA823/FC	□□□□	□□□□	□□□	□□□	□□□	63.0#	2630	2667	2741	2824	2873	2987	3095	3233	3511	3783	4062	4614	576	209												
SOLS																																				
	Medium Loveseat (Armless) • Non-contrast C.O.M = 7 yd • 1 = Back and side panels (Fabric Contrast 1) C.O.M. = 5.25 yd • 2 = Seat (Fabric Contrast 2) C.O.M. = 2.5 yd		Non-contrast	SA833/NC	□□□□		□□□	□□□	□□□	85.0#	\$ 3226	\$ 3290	\$ 3395	\$ 3517	\$ 3604	\$ 3765	\$ 3929	\$ 4139	\$ 4549	\$ 4961	\$ 5372	\$ 6202	\$ 799	\$ 402												
			Contrast	SA833/FC	□□□□	□□□□	□□□	□□□	□□□	85.0#	3352	3411	3515	3642	3727	3892	4053	4262	4670	5083	5498	6326	799	402												
SOLS																																				
	Medium Sofa (Armless) • Non-contrast C.O.M = 9 yd • 1 = Back and side panels (Fabric Contrast 1) C.O.M. = 7 yd • 2 = Seat (Fabric Contrast 2) C.O.M. = 3.5 yd		Non-contrast	SA843/NC	□□□□		□□□	□□□	□□□	107.0#	\$ 4117	\$ 4206	\$ 4345	\$ 4516	\$ 4629	\$ 4857	\$ 5080	\$ 5367	\$ 5935	\$ 6506	\$ 7072	\$ 8208	\$ 1004	\$ 611												
			Contrast	SA843/FC	□□□□	□□□□	□□□	□□□	□□□	107.0#	4271	4353	4501	4669	4784	5010	5238	5522	6089	6660	7227	8363	1004	611												
SOLS																																				
				A	B	C	D	E	F																											

HOW TO ORDER

- Indicate the following information on order form:
- Quantity of each item.
 - Model number, including options. See “How To Build a Model Number”.
 - Any special service required.

Note:

- The □ indicates that a choice is required.
- The absence of the □ indicates that no choice is required.
- Alpha-numeric characters in place of □ indicate that no other alternatives are available.

HOW TO BUILD A MODEL NUMBER

- A**Select basic model.
- B**Select non-contrast or fabric contrast 1. Refer to [ki.com/fabrics](https://www.ki.com/fabrics)
- C**Select fabric contrast 2. Refer to [ki.com/fabrics](https://www.ki.com/fabrics)
- D**Select wood finish color. Refer to the **Product Color Options** page in this price list. For Kensington Maple add upcharge.
- E**Select fire code.
NFR - Compliance to TB 117-2013
FR - Compliance to TB 133
See pricing column for TB133 upcharge.
- F**Select moisture barrier.
NMB - No moisture barrier
MB - Moisture barrier
See pricing column for moisture barrier upcharge.

KENSINGTON MAPLE UPCHARGE

Kensington Maple requires extended leadtimes.

Model

SA823/NC	\$24
SA833/NC	\$24
SA843/NC	\$24
SA823/FC	\$24
SA833/FC	\$24
SA843/FC	\$24

INFORMATION

C.O.M. Requirements
C.O.M. yardage requirements listed above are based on plain goods 54” wide. If less than 54” wide or fabrics requiring matching (stripes, plaids, prints, large patterns), additional yardage will be needed. Consult C.O.M. matrix on the Ordering C.O.M. and C.O.L. page for additional yardage needed. For C.O.M. fabric sent to KI-High Point on multiple rolls, add an additional yard of fabric per roll to the yardage requirements.

C.O.L. Requirements
Figure 18 sq. ft. of leather (C.O.L.) for each yard shown (i.e., 4.75 x 18 = 85.5 sq. ft.).

Contrasting Upholstery
When contrasting fabric is chosen, price at highest in-grade.

Minimum Fabric/Leather Quantity
Minimum order for fabric is 1 yard. Minimum order for leather is 1 hide (approximately 50 sq. ft).

California TB133 Fire Safety Code
For California Technical Bulletin 133 compliant models, a Product Modification Request is required. Contact Customer Service for details.

SPECIAL SERVICES

Special Carton Marking

With specially marked information N/C

Shipping
Ships **assembled, FOB High Point, NC 27263, freight prepaid.** Freight class 175

Specifications and prices are subject to change without prior notice.



		MODEL NUMBER																					
		Basic Model	Non-Contrast or Fabric Contrast 1	Wood Finish	Arm Cap	Fire Code	Moisture Barrier																
MODEL								Approx. Packaged Weight	Delivered Pricing	Grade C.O.M.	Grade C	Grade D	Grade E & C.O.L.	Grade F	Grade G	Grade H	Grade I	Grade J	Grade K	Grade L Leather	Grade M Leather	TB133 add to list price	Moisture Barrier add to list price
SORP	Medium Lounge Chair - Replacement Back • Non-contrast C.O.M = 1.75 yd	823-BK	□□□□			□□□	□□□	20.0#	N/A	\$ 924	\$ 944	\$ 976	\$ 1009	\$ 1031	\$ 1083	\$ 1132	\$ 1191	\$ 1310	\$ 1432	\$ 1552	\$ 1795	\$ 187	\$ 175
SORP	Medium Lounge Chair - Replacement Seat • Non-contrast C.O.M = 1.75 yd	823-ST	□□□□			□□□	□□□	25.0#	N/A	\$ 1116	\$ 1130	\$ 1154	\$ 1186	\$ 1204	\$ 1249	\$ 1288	\$ 1340	\$ 1445	\$ 1548	\$ 1651	\$ 1856	\$ 187	\$ 165
SORP	Medium Lounge Chair - Replacement Arm (Open Arm) • Includes wood armcap	823-OA/LF		□□□	□□□			13.0#	\$ 652													N/A	N/A
		823-OA/RF		□□□	□□□			13.0#	652													N/A	N/A
SORP	Medium Lounge Chair - Replacement Arm (Closed Arm) • Non-contrast C.O.M = 2.5 yd • Includes wood armcap	823-CA/LF	□□□□	□□□	□□□	□□□	□□□	25.0#	N/A	\$ 994	\$ 1018	\$ 1062	\$ 1116	\$ 1149	\$ 1217	\$ 1284	\$ 1372	\$ 1546	\$ 1716	\$ 1889	\$ 2235	\$ 311	\$ 152
		823-CA/RF	□□□□	□□□	□□□	□□□	□□□	25.0#	N/A	994	1018	1062	1116	1149	1217	1284	1372	1546	1716	1889	2235	311	152
SORP	Medium Lounge Chair - Replacement Arm (Armless) • Non-contrast C.O.M = 3 yd	823-AL/LF	□□□□	□□□		□□□	□□□	18.0#	N/A	\$ 1001	\$ 1027	\$ 1080	\$ 1142	\$ 1185	\$ 1265	\$ 1349	\$ 1449	\$ 1660	\$ 1865	\$ 2073	\$ 2486	\$ 372	\$ 179
		823-AL/RF	□□□□	□□□		□□□	□□□	18.0#	N/A	1001	1027	1080	1142	1185	1265	1349	1449	1660	1865	2073	2486	372	179
SORP	Medium Lounge Chair - Replacement Armcaps, Wood • Set of 2	823-AC		□□□				5.0#	\$ 452													N/A	N/A
		A	B	C	D	E	F																

HOW TO ORDER

Indicate the following information on order form:

- Quantity of each item.
- Model number, including options. See “How To Build a Model Number”.
- Any special service required.

Note:

- The □ indicates that a choice is required.
- The absence of the □ indicates that no choice is required.
- Alpha-numeric characters in place of □ indicate that no other alternatives are available.

HOW TO BUILD A MODEL NUMBER

- A** Select basic model.
- B** Select non-contrast or fabric contrast 1. Refer to [ki.com/fabrics](#)
- C** Select wood finish color. Refer to the **Product Color Options** page in this price list. For Kensington Maple add upcharge.
- D** Select arm option.
WAC - Wood armcaps
- E** Select fire code.
NFR - Compliance to TB 117-2013
FR - Compliance to TB 133
See pricing column for TB133 upcharge.
- F** Select moisture barrier.
NMB - No moisture barrier
MB - Moisture barrier
See pricing column for moisture barrier upcharge.

KENSINGTON MAPLE UPCHARGE

Kensington Maple requires extended leadtimes.	
Model	
823	\$24
833	\$24
843	\$24

INFORMATION

C.O.M. Requirements
C.O.M. yardage requirements listed above are based on plain goods 54” wide. If less than 54” wide or fabrics requiring matching (stripes, plaids, prints, large patterns), additional yardage will be needed. Consult C.O.M. matrix on the Ordering C.O.M. and C.O.L. page for additional yardage needed. For C.O.M. fabric sent to KI-High Point on multiple rolls, add an additional yard of fabric per roll to the yardage requirements.

C.O.L. Requirements
Figure 18 sq. ft. of leather (C.O.L.) for each yard shown (i.e., 4.75 x 18 = 85.5 sq. ft.).

Contrasting Upholstery
When contrasting fabric is chosen, price at highest in-grade.

Minimum Fabric/Leather Quantity
Minimum order for fabric is 1 yard. Minimum order for leather is 1 hide (approximately 50 sq. ft).

California TB133 Fire Safety Code
For California Technical Bulletin 133 compliant models, a Product Modification Request is required. Contact Customer Service for details.

SPECIAL SERVICES

Special Carton Marking

With specially marked information	N/C
-----------------------------------	-----

Shipping
Ships **knocked down, FOB High Point, NC 27263, freight prepaid.** Freight class 175

Specifications and prices are subject to change without prior notice.



MODEL		MODEL NUMBER																						
		Basic Model	Non-Contrast or Fabric Contrast 1	Wood Finish	Arm Cap	Fire Code	Moisture Barrier	Approx. Packaged Weight	Delivered Pricing	Grade C.O.M.	Grade C	Grade D	Grade E & C.O.L.	Grade F	Grade G	Grade H	Grade I	Grade J	Grade K	Grade L Leather	Grade M Leather	TB133 add to list price	Moisture Barrier add to list price	
SORP	Medium Loveseat - Replacement Back	833-BK	□□□□			□□□	□□□	30.0#	N/A	\$ 1204	\$ 1232	\$ 1283	\$ 1338	\$ 1377	\$ 1449	\$ 1528	\$ 1621	\$ 1814	\$ 1992	\$ 2193	\$ 2567	\$ 255	\$ 231	
SORP	Medium Loveseat - Replacement Seat • Non-contrast C.O.M = 2.75 yd	833-ST	□□□□			□□□	□□□	39.0#	N/A	\$ 1306	\$ 1326	\$ 1372	\$ 1425	\$ 1458	\$ 1526	\$ 1598	\$ 1685	\$ 1852	\$ 2026	\$ 2198	\$ 2541	\$ 255	\$ 231	
SORP	Medium Loveseat - Replacement Arm (Open Arm) • Includes wood armcap	833-OA/LF		□□□	□□□			13.0#	\$ 652													N/A	N/A	
		833-OA/RF		□□□	□□□			13.0#	652													N/A	N/A	
SORP	Medium Loveseat - Replacement Arm (Closed Arm) • Non-contrast C.O.M = 2.5 yd • Includes wood armcap	833-CA/LF	□□□□	□□□	□□□	□□□	□□□	25.0#	N/A	\$ 994	\$ 1018	\$ 1062	\$ 1116	\$ 1149	\$ 1217	\$ 1284	\$ 1372	\$ 1546	\$ 1716	\$ 1889	\$ 2235	\$ 311	\$ 152	
		833-CA/RF	□□□□	□□□	□□□	□□□	□□□	25.0#	N/A	994	1018	1062	1116	1149	1217	1284	1372	1546	1716	1889	2235	311	152	
SORP	Medium Loveseat - Replacement Arm (Armless) • Non-contrast C.O.M = 3 yd	833-AL/LF	□□□□	□□□		□□□	□□□	18.0#	N/A	\$ 1001	\$ 1027	\$ 1080	\$ 1142	\$ 1185	\$ 1265	\$ 1349	\$ 1449	\$ 1660	\$ 1865	\$ 2073	\$ 2486	\$ 372	\$ 179	
		833-AL/RF	□□□□	□□□		□□□	□□□	18.0#	N/A	1001	1027	1080	1142	1185	1265	1349	1449	1660	1865	2073	2486	372	179	
SORP	Medium Loveseat - Replacement Arm-caps, Wood • Set of 2	833-AC		□□□				5.0#	\$ 452													N/A	N/A	
		A	B	C	D	E	F																	

HOW TO ORDER

Indicate the following information on order form:

- Quantity of each item.
- Model number, including options. See “How To Build a Model Number”.
- Any special service required.

Note:

- The □ indicates that a choice is required.
- The absence of the □ indicates that no choice is required.
- Alpha-numeric characters in place of □ indicate that no other alternatives are available.

HOW TO BUILD A MODEL NUMBER

- A**Select basic model.
- B**Select non-contrast or fabric contrast 1. Refer to [ki.com/fabrics](#)
- C**Select wood finish color. Refer to the **Product Color Options** page in this price list. For Kensington Maple add upcharge.
- D**Select arm option.
WAC - Wood armcaps
- E**Select fire code.
NFR - Compliance to TB 117-2013
FR - Compliance to TB 133
See pricing column for TB133 upcharge.
- F**Select moisture barrier.
NMB - No moisture barrier
MB - Moisture barrier
See pricing column for moisture barrier upcharge.

KENSINGTON MAPLE UPCHARGE

Kensington Maple requires extended leadtimes.	
Model	
823	\$24
833	\$24
843	\$24

INFORMATION

C.O.M. Requirements
C.O.M. yardage requirements listed above are based on plain goods 54” wide. If less than 54” wide or fabrics requiring matching (stripes, plaids, prints, large patterns), additional yardage will be needed. Consult C.O.M. matrix on the Ordering C.O.M. and C.O.L. page for additional yardage needed. For C.O.M. fabric sent to KI-High Point on multiple rolls, add an additional yard of fabric per roll to the yardage requirements.

C.O.L. Requirements
Figure 18 sq. ft. of leather (C.O.L.) for each yard shown (i.e., 4.75 x 18 = 85.5 sq. ft.).

Contrasting Upholstery
When contrasting fabric is chosen, price at highest in-grade.

Minimum Fabric/Leather Quantity
Minimum order for fabric is 1 yard. Minimum order for leather is 1 hide (approximately 50 sq. ft).

California TB133 Fire Safety Code
For California Technical Bulletin 133 compliant models, a Product Modification Request is required. Contact Customer Service for details.

SPECIAL SERVICES

Special Carton Marking

With specially marked information N/C

Shipping
Ships **knocked down, FOB High Point, NC 27263, freight prepaid.** Freight class 175

Specifications and prices are subject to change without prior notice.



		MODEL NUMBER																					
		Basic Model	Non-Contrast or Fabric Contrast 1	Wood Finish	Arm Cap	Fire Code	Moisture Barrier	Approx. Packaged Weight	Delivered Pricing	Grade C.O.M.	Grade C	Grade D	Grade E & C.O.L.	Grade F	Grade G	Grade H	Grade I	Grade J	Grade K	Grade L Leather	Grade M Leather	TB133 add to list price	Moisture Barrier add to list price
	MODEL																						
SORP	Medium Sofa - Replacement Back • Non-contrast C.O.M = 4.75 yd	843-BK	□□□□			□□□	□□□	38.0#	N/A	\$ 1686	\$ 1734	\$ 1811	\$ 1905	\$ 1964	\$ 2090	\$ 2213	\$ 2367	\$ 2672	\$ 2986	\$ 3297	\$ 3916	\$ 319	\$ 319
SORP	Medium Sofa - Replacement Seat • Non-contrast C.O.M = 3.75 yd	843-ST	□□□□			□□□	□□□	51.0#	N/A	\$ 1760	\$ 1800	\$ 1859	\$ 1933	\$ 1984	\$ 2080	\$ 2173	\$ 2293	\$ 2535	\$ 2773	\$ 3016	\$ 3501	\$ 319	\$ 303
SORP	Medium Sofa - Replacement Arm (Open Arm) • Includes wood armcap	843-OA/LF		□□□	□□□			13.0#	\$ 652													N/A	N/A
		843-OA/RF		□□□	□□□			13.0#	652													N/A	N/A
SORP	Medium Sofa - Replacement Arm (Closed Arm) • Non-contrast C.O.M = 2.5 yd • Includes wood armcap	843-CA/LF	□□□□	□□□	□□□	□□□	□□□	25.0#	N/A	\$ 994	\$ 1018	\$ 1062	\$ 1116	\$ 1149	\$ 1217	\$ 1284	\$ 1372	\$ 1546	\$ 1716	\$ 1889	\$ 2235	\$ 311	\$ 152
		843-CA/RF	□□□□	□□□	□□□	□□□	□□□	25.0#	N/A	994	1018	1062	1116	1149	1217	1284	1372	1546	1716	1889	2235	311	152
SORP	Medium Sofa - Replacement Arm (Armless) • Non-contrast C.O.M = 3 yd	843-AL/LF	□□□□	□□□		□□□	□□□	18.0#	N/A	\$ 1001	\$ 1027	\$ 1080	\$ 1142	\$ 1185	\$ 1265	\$ 1349	\$ 1449	\$ 1660	\$ 1865	\$ 2073	\$ 2486	\$ 372	\$ 179
		843-AL/RF	□□□□	□□□		□□□	□□□	18.0#	N/A	1001	1027	1080	1142	1185	1265	1349	1449	1660	1865	2073	2486	372	179
SORP	Medium Sofa - Replacement Armcaps, Wood • Set of 2	843-AC		□□□				5.0#	\$ 452													N/A	N/A
		A	B	C	D	E	F																

HOW TO ORDER

- Indicate the following information on order form:
- Quantity of each item.
 - Model number, including options. See “How To Build a Model Number”.
 - Any special service required.

Note:

- The □ indicates that a choice is required.
- The absence of the □ indicates that no choice is required.
- Alpha-numeric characters in place of □ indicate that no other alternatives are available.

HOW TO BUILD A MODEL NUMBER

- A**Select basic model.
- B**Select non-contrast or fabric contrast 1. Refer to [ki.com/fabrics](#)
- C**Select wood finish color. Refer to the **Product Color Options** page in this price list. For Kensington Maple add upcharge.
- D**Select arm option.
WAC - Wood armcaps
- E**Select fire code.
NFR - Compliance to TB 117-2013
FR - Compliance to TB 133
See pricing column for TB133 upcharge.
- F**Select moisture barrier.
NMB - No moisture barrier
MB - Moisture barrier
See pricing column for moisture barrier upcharge.

KENSINGTON MAPLE UPCHARGE

Kensington Maple requires extended leadtimes.	
Model	
823	\$24
833	\$24
843	\$24

INFORMATION

C.O.M. Requirements
C.O.M. yardage requirements listed above are based on plain goods 54” wide. If less than 54” wide or fabrics requiring matching (stripes, plaids, prints, large patterns), additional yardage will be needed. Consult C.O.M. matrix on the Ordering C.O.M. and C.O.L. page for additional yardage needed. For C.O.M. fabric sent to KI-High Point on multiple rolls, add an additional yard of fabric per roll to the yardage requirements.

C.O.L. Requirements
Figure 18 sq. ft. of leather (C.O.L.) for each yard shown (i.e., 4.75 x 18 = 85.5 sq. ft.).

Contrasting Upholstery
When contrasting fabric is chosen, price at highest in-grade.

Minimum Fabric/Leather Quantity
Minimum order for fabric is 1 yard. Minimum order for leather is 1 hide (approximately 50 sq. ft).

California TB133 Fire Safety Code
For California Technical Bulletin 133 compliant models, a Product Modification Request is required. Contact Customer Service for details.

SPECIAL SERVICES

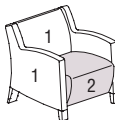
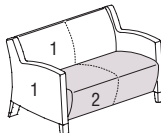
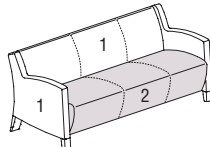
Special Carton Marking

With specially marked information N/C

Shipping
Ships **knocked down, FOB High Point, NC 27263, freight prepaid.** Freight class 175

Specifications and prices are subject to change without prior notice.



			MODEL NUMBER																				
			Basic Model	Non-Contrast or Fabric Contrast 1	Fabric Contrast 2	Wood Finish	Fire Code	Moisture Barrier															
MODEL			Features		Approx. Packaged Weight		Grade C.O.M.	Grade C	Grade D	Grade E & C.O.L.	Grade F	Grade G	Grade H	Grade I	Grade J	Grade K	Grade L Leather	Grade M Leather	TB133 add to list price	Moisture Barrier add to list price			
 SOLS	Large Lounge Chair (Closed Arm) • Non-contrast C.O.M = 5.5 yd • 1 = Back and arms (Fabric Contrast 1) C.O.M. = 4.75 yd • 2 = Seat (Fabric Contrast 2) C.O.M. = 1.75 yd		Non-contrast	SP923/NC	□□□□	□□□	□□□	□□□	80.0#	\$ 3051	\$ 3104	\$ 3189	\$ 3291	\$ 3358	\$ 3498	\$ 3636	\$ 3806	\$ 4150	\$ 4497	\$ 4837	\$ 5526	\$ 576	\$ 209
	Contrast		SP923/FC	□□□□	□□□□	□□□	□□□	□□□	80.0#	3132	3183	3267	3370	3443	3577	3716	3892	4230	4579	4920	5609	576	209
 SOLS	Large Loveseat (Closed Arm) • Non-contrast C.O.M = 7.75 yd • 1 = Back and arms (Fabric Contrast 1) C.O.M. = 6 yd • 2 = Seat (Fabric Contrast 2) C.O.M. = 2.75 yd		Non-contrast	SP933/NC	□□□□	□□□	□□□	□□□	105.0#	\$ 4471	\$ 4533	\$ 4647	\$ 4771	\$ 4858	\$ 5032	\$ 5200	\$ 5419	\$ 5848	\$ 6276	\$ 6710	\$ 7571	\$ 799	\$ 402
	Contrast		SP933/FC	□□□□	□□□□	□□□	□□□	□□□	105.0#	4591	4660	4768	4899	4980	5155	5324	5538	5971	6400	6833	7693	799	402
 SOLS	Large Sofa (Closed Arm) • Non-contrast C.O.M = 9.75 yd • 1 = Back and arms (Fabric Contrast 1) C.O.M. = 7.5 yd • 2 = Seat (Fabric Contrast 2) C.O.M. = 3.5 yd		Non-contrast	SP943/NC	□□□□	□□□	□□□	□□□	125.0#	\$ 5352	\$ 5436	\$ 5579	\$ 5750	\$ 5859	\$ 6088	\$ 6316	\$ 6602	\$ 7169	\$ 7739	\$ 8306	\$ 9440	\$ 1004	\$ 611
	Contrast		SP943/FC	□□□□	□□□□	□□□	□□□	□□□	125.0#	5509	5591	5731	5902	6017	6243	6472	6754	7323	7889	8461	9595	1004	611

HOW TO ORDER

- Indicate the following information on order form:
- Quantity of each item.
 - Model number, including options. See “How To Build a Model Number”.
 - Any special service required.

Note:

- The □ indicates that a choice is required.
- The absence of the □ indicates that no choice is required.
- Alpha-numeric characters in place of □ indicate that no other alternatives are available.

HOW TO BUILD A MODEL NUMBER

- A** Select basic model.
- B** Select non-contrast or fabric contrast 1. Refer to [ki.com/fabrics](#)
- C** Select fabric contrast 2. Refer to [ki.com/fabrics](#)
- D** Select wood finish color. Refer to the **Product Color Options** page in this price list. For Kensington Maple add upcharge.
- E** Select fire code.
NFR - Compliance to TB 117-2013
FR - Compliance to TB 133
See pricing column for TB133 upcharge.
- F** Select moisture barrier.
NMB - No moisture barrier
MB - Moisture barrier
See pricing column for moisture barrier upcharge.

KENSINGTON MAPLE UPCHARGE

Kensington Maple requires extended leadtimes.

Model

SP923/NC \$24

SP933/NC \$24

SP943/NC \$24

SP923/FC \$24

SP933/FC \$24

SP943/FC \$24

INFORMATION

C.O.M. Requirements
C.O.M. yardage requirements listed above are based on plain goods 54” wide. If less than 54” wide or fabrics requiring matching (stripes, plaids, prints, large patterns), additional yardage will be needed. Consult C.O.M. matrix on the Ordering C.O.M. and C.O.L. page for additional yardage needed. For C.O.M. fabric sent to KI-High Point on multiple rolls, add an additional yard of fabric per roll to the yardage requirements.

C.O.L. Requirements
Figure 18 sq. ft. of leather (C.O.L.) for each yard shown (i.e., 4.75 x 18 = 85.5 sq. ft.).

Contrasting Upholstery
When contrasting fabric is chosen, price at highest in-grade.

Minimum Fabric/Leather Quantity
Minimum order for fabric is 1 yard. Minimum order for leather is 1 hide (approximately 50 sq. ft).

California TB133 Fire Safety Code
For California Technical Bulletin 133 compliant models, a Product Modification Request is required. Contact Customer Service for details.

SPECIAL SERVICES


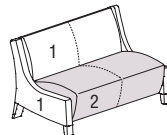
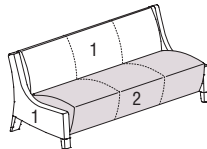
Special Carton Marking

With specially marked information N/C

Shipping
Ships **assembled unless replacement parts which ship knocked down, FOB High Point, NC 27263, freight prepaid.** Freight class 175

Specifications and prices are subject to change without prior notice.



			MODEL NUMBER																				
			Basic Model	Non-Contrast or Fabric Contrast 1	Fabric Contrast 2	Wood Finish	Fire Code	Moisture Barrier															
MODEL			Features		Approx. Packaged Weight		Grade C.O.M.	Grade C	Grade D	Grade E & C.O.L.	Grade F	Grade G	Grade H	Grade I	Grade J	Grade K	Grade L Leather	Grade M Leather	TB133 add to list price	Moisture Barrier add to list price			
	Large Lounge Chair (Armless)		Non-contrast	SA923/NC	<input type="checkbox"/> <input type="checkbox"/> <input type="checkbox"/> <input type="checkbox"/>	<input type="checkbox"/> <input type="checkbox"/> <input type="checkbox"/>	<input type="checkbox"/> <input type="checkbox"/> <input type="checkbox"/>	75.0#	\$ 3107	\$ 3153	\$ 3233	\$ 3330	\$ 3399	\$ 3529	\$ 3659	\$ 3826	\$ 4150	\$ 4476	\$ 4809	\$ 5460	\$ 576	\$ 209	
	• Non-contrast C.O.M = 5.5 yd		Contrast	SA923/FC	<input type="checkbox"/> <input type="checkbox"/> <input type="checkbox"/> <input type="checkbox"/>	<input type="checkbox"/> <input type="checkbox"/> <input type="checkbox"/>	<input type="checkbox"/> <input type="checkbox"/> <input type="checkbox"/>	75.0#	3189	3233	3318	3414	3478	3610	3741	3905	4230	4563	4886	5540	576	209	
	• 1 = Back and side panels (Fabric Contrast 1) C.O.M. = 4.75 yd																						
	• 2 = Seat (Fabric Contrast 2) C.O.M. = 1.75 yd																						
SOLS																							
	Large Loveseat (Armless)		Non-contrast	SA933/NC	<input type="checkbox"/> <input type="checkbox"/> <input type="checkbox"/> <input type="checkbox"/>	<input type="checkbox"/> <input type="checkbox"/> <input type="checkbox"/>	<input type="checkbox"/> <input type="checkbox"/> <input type="checkbox"/>	95.0#	\$ 4357	\$ 4425	\$ 4534	\$ 4670	\$ 4764	\$ 4942	\$ 5118	\$ 5347	\$ 5789	\$ 6240	\$ 6685	\$ 7581	\$ 799	\$ 402	
	• Non-contrast C.O.M = 7.5 yd		Contrast	SA933/FC	<input type="checkbox"/> <input type="checkbox"/> <input type="checkbox"/> <input type="checkbox"/>	<input type="checkbox"/> <input type="checkbox"/> <input type="checkbox"/>	<input type="checkbox"/> <input type="checkbox"/> <input type="checkbox"/>	95.0#	4481	4549	4661	4793	4885	5066	5244	5469	5914	6365	6809	7701	799	402	
	• 1 = Back and side panels (Fabric Contrast 1) C.O.M. = 5.75 yd																						
	• 2 = Seat (Fabric Contrast 2) C.O.M. = 2.75 yd																						
SOLS																							
	Large Sofa (Armless)		Non-contrast	SA943/NC	<input type="checkbox"/> <input type="checkbox"/> <input type="checkbox"/> <input type="checkbox"/>	<input type="checkbox"/> <input type="checkbox"/> <input type="checkbox"/>	<input type="checkbox"/> <input type="checkbox"/> <input type="checkbox"/>	120.0#	\$ 5218	\$ 5304	\$ 5441	\$ 5612	\$ 5727	\$ 5956	\$ 6182	\$ 6464	\$ 7037	\$ 7604	\$ 8173	\$ 9310	\$ 1004	\$ 611	
	• Non-contrast C.O.M = 9.5 yd		Contrast	SA943/FC	<input type="checkbox"/> <input type="checkbox"/> <input type="checkbox"/> <input type="checkbox"/>	<input type="checkbox"/> <input type="checkbox"/> <input type="checkbox"/>	<input type="checkbox"/> <input type="checkbox"/> <input type="checkbox"/>	120.0#	5369	5456	5597	5768	5885	6109	6335	6620	7189	7755	8324	9459	1004	611	
	• 1 = Back and side panels (Fabric Contrast 1) C.O.M. = 7.5 yd																						
	• 2 = Seat (Fabric Contrast 2) C.O.M. = 3.5 yd																						
SOLS																							
				A	B	C	D	E	F														

HOW TO ORDER

- Indicate the following information on order form:
1. Quantity of each item.
 2. Model number, including options. See “How To Build a Model Number”.
 3. Any special service required.

Note:

- The ☐ indicates that a choice is required.
- The absence of the ☐ indicates that no choice is required.
- Alpha-numeric characters in place of ☐ indicate that no other alternatives are available.

HOW TO BUILD A MODEL NUMBER

- A**Select basic model.
- B**Select non-contrast or fabric contrast 1. Refer to [ki.com/fabrics](https://www.ki.com/fabrics)
- C**Select fabric contrast 2. Refer to [ki.com/fabrics](https://www.ki.com/fabrics)
- D**Select wood finish color. Refer to the **Product Color Options** page in this price list. For Kensington Maple add upcharge.
- E**Select fire code.
NFR - Compliance to TB 117-2013
FR - Compliance to TB 133
See pricing column for TB133 upcharge.
- F**Select moisture barrier.
NMB - No moisture barrier
MB - Moisture barrier
See pricing column for moisture barrier upcharge.

KENSINGTON MAPLE UPCHARGE

Kensington Maple requires extended leadtimes.

Model

SA923/NC \$24

SA933/NC \$24

SA943/NC \$24

SA923/FC \$24

SA933/FC \$24

SA943/FC \$24

INFORMATION

C.O.M. Requirements

C.O.M. yardage requirements listed above are based on plain goods 54” wide. If less than 54” wide or fabrics requiring matching (stripes, plaids, prints, large patterns), additional yardage will be needed. Consult C.O.M. matrix on the Ordering C.O.M. and C.O.L. page for additional yardage needed. For C.O.M. fabric sent to KI-High Point on multiple rolls, add an additional yard of fabric per roll to the yardage requirements.

C.O.L. Requirements

Figure 18 sq. ft. of leather (C.O.L.) for each yard shown (i.e., 4.75 x 18 = 85.5 sq. ft.).

Contrasting Upholstery

When contrasting fabric is chosen, price at highest in-grade.

Minimum Fabric/Leather Quantity

Minimum order for fabric is 1 yard. Minimum order for leather is 1 hide (approximately 50 sq. ft).

California TB133 Fire Safety Code

For California Technical Bulletin 133 compliant models, a Product Modification Request is required. Contact Customer Service for details.

SPECIAL SERVICES

Special Carton Marking

With specially marked information N/C

Shipping

Ships **assembled unless replacement parts which ship knocked down, FOB High Point, NC 27263, freight prepaid.** Freight class 175

Specifications and prices are subject to change without prior notice.



MODEL		MODEL NUMBER																				TB133 add to list price	Moisture Barrier add to list price
		Basic Model	Non-Contrast or Fabric Contrast 1	Wood Finish	Fire Code	Moisture Barrier	Approx. Packaged Weight	Grade C.O.M.	Grade C	Grade D	Grade E & C.O.L.	Grade F	Grade G	Grade H	Grade I	Grade J	Grade K	Grade L Leather	Grade M Leather				
SORP	Large Lounge Chair - Replacement Back • Non-contrast C.O.M = 1.75 yd	923-BK	□□□□		□□□	□□□	20.0#	\$ 981	\$ 1001	\$ 1026	\$ 1063	\$ 1088	\$ 1135	\$ 1185	\$ 1245	\$ 1366	\$ 1487	\$ 1607	\$ 1849	\$ 187	\$ 175		
SORP	Large Lounge Chair - Replacement Seat • Non-contrast C.O.M = 1.75 yd	923-ST	□□□□		□□□	□□□	25.0#	\$ 1121	\$ 1135	\$ 1160	\$ 1194	\$ 1215	\$ 1256	\$ 1299	\$ 1347	\$ 1449	\$ 1553	\$ 1659	\$ 1864	\$ 187	\$ 175		
SORP	Large Lounge Chair - Replacement Arm (Closed Arm) • Non-contrast C.O.M = 3 yd	923-CA/LF	□□□□	□□□	□□□	□□□	25.0#	\$ 1257	\$ 1288	\$ 1338	\$ 1403	\$ 1444	\$ 1523	\$ 1609	\$ 1711	\$ 1919	\$ 2124	\$ 2334	\$ 2745	\$ 357	\$ 173		
		923-CA/RF	□□□□	□□□	□□□	□□□	25.0#	1257	1288	1338	1403	1444	1523	1609	1711	1919	2124	2334	2745	357	173		
SORP	Large Lounge Chair - Replacement Arm (Armless)	923-AL	□□□□	□□□	□□□	□□□	15.0#	\$ 1141	\$ 1175	\$ 1223	\$ 1286	\$ 1325	\$ 1407	\$ 1496	\$ 1598	\$ 1807	\$ 2008	\$ 2218	\$ 2630	\$ 357	\$ 173		
SORP	Large Loveseat - Replacement Back • Non-contrast C.O.M = 3.25 yd	933-BK	□□□□		□□□	□□□	32.0#	\$ 1293	\$ 1318	\$ 1367	\$ 1424	\$ 1463	\$ 1537	\$ 1612	\$ 1706	\$ 1898	\$ 2089	\$ 2276	\$ 2657	\$ 255	\$ 175		
SORP	Large Loveseat - Replacement Seat • Non-contrast C.O.M = 3 yd	933-ST	□□□□		□□□	□□□	48.0#	\$ 1496	\$ 1518	\$ 1562	\$ 1613	\$ 1647	\$ 1716	\$ 1786	\$ 1870	\$ 2044	\$ 2218	\$ 2390	\$ 2732	\$ 255	\$ 175		
SORP	Large Loveseat - Replacement Arm (Closed Arm) • Non-contrast C.O.M = 3 yd	933-CA/LF	□□□□	□□□	□□□	□□□	20.0#	\$ 1257	\$ 1288	\$ 1338	\$ 1403	\$ 1444	\$ 1523	\$ 1609	\$ 1711	\$ 1919	\$ 2124	\$ 2334	\$ 2745	\$ 357	\$ 173		
		933-CA/RF	□□□□	□□□	□□□	□□□	20.0#	1257	1288	1338	1403	1444	1523	1609	1711	1919	2124	2334	2745	357	173		
SORP	Large Loveseat - Replacement Arm (Armless) • Non-contrast C.O.M = 3 yd	933-AL	□□□□	□□□	□□□	□□□	15.0#	\$ 1141	\$ 1175	\$ 1223	\$ 1286	\$ 1325	\$ 1407	\$ 1496	\$ 1598	\$ 1807	\$ 2008	\$ 2218	\$ 2630	\$ 357	\$ 173		
SORP	Large Sofa - Replacement Back • Non-contrast C.O.M = 4.75 yd	943-BK	□□□□		□□□	□□□	45.0#	\$ 1619	\$ 1670	\$ 1746	\$ 1841	\$ 1900	\$ 2025	\$ 2149	\$ 2303	\$ 2612	\$ 2920	\$ 3232	\$ 3850	\$ 322	\$ 175		
SORP	Large Sofa - Replacement Seat • Non-contrast C.O.M = 3.75 yd	943-ST	□□□□		□□□	□□□	60.0#	\$ 1853	\$ 1893	\$ 1951	\$ 2025	\$ 2073	\$ 2164	\$ 2267	\$ 2387	\$ 2664	\$ 2868	\$ 3110	\$ 3593	\$ 322	\$ 175		
SORP	Large Sofa - Replacement Arm (Closed Arm) • Non-contrast C.O.M = 3 yd	943-CA/LF	□□□□	□□□	□□□	□□□	20.0#	\$ 1257	\$ 1288	\$ 1338	\$ 1403	\$ 1444	\$ 1523	\$ 1609	\$ 1711	\$ 1919	\$ 2124	\$ 2334	\$ 2745	\$ 357	\$ 173		
		943-CA/RF	□□□□	□□□	□□□	□□□	20.0#	1257	1288	1338	1403	1444	1523	1609	1711	1919	2124	2334	2745	357	173		
SORP	Large Sofa - Replacement Arm (Armless) • Non-contrast C.O.M = 3 yd	943-AL	□□□□	□□□	□□□	□□□	15.0#	\$ 1141	\$ 1175	\$ 1223	\$ 1286	\$ 1325	\$ 1407	\$ 1496	\$ 1598	\$ 1807	\$ 2008	\$ 2218	\$ 2630	\$ 357	\$ 173		

HOW TO ORDER

- Indicate the following information on order form:
1. Quantity of each item.
 2. Model number, including options. See “How To Build a Model Number”.
 3. Any special service required.

Note:

- The □ indicates that a choice is required.
- The absence of the □ indicates that no choice is required.
- Alpha-numeric characters in place of □ indicate that no other alternatives are available.

HOW TO BUILD A MODEL NUMBER

- A**Select basic model.
- B**Select non-contrast or fabric contrast 1. Refer to [ki.com/fabrics](#)
- C**Select wood finish color. Refer to the **Product Color Options** page in this price list. For Kensington Maple add upcharge.
- D**Select fire code.
NFR - Compliance to TB 117-2013
FR - Compliance to TB 133
See pricing column for TB133 upcharge.
- E**Select moisture barrier.
NMB - No moisture barrier
MB - Moisture barrier
See pricing column for moisture barrier upcharge.

KENSINGTON MAPLE UPCHARGE

Kensington Maple requires extended leadtimes. Model	
923	\$24
933	\$24
943	\$24

INFORMATION

C.O.M. Requirements
C.O.M. yardage requirements listed above are based on plain goods 54” wide. If less than 54” wide or fabrics requiring matching (stripes, plaids, prints, large patterns), additional yardage will be needed. Consult C.O.M. matrix on the Ordering C.O.M. and C.O.L. page for additional yardage needed. For C.O.M. fabric sent to KI-High Point on multiple rolls, add an additional yard of fabric per roll to the yardage requirements.

C.O.L. Requirements
Figure 18 sq. ft. of leather (C.O.L.) for each yard shown (i.e., 4.75 x 18 = 85.5 sq. ft.).

Contrasting Upholstery
When contrasting fabric is chosen, price at highest in-grade.

Minimum Fabric/Leather Quantity
Minimum order for fabric is 1 yard. Minimum order for leather is 1 hide (approximately 50 sq. ft).

California TB133 Fire Safety Code
For California Technical Bulletin 133 compliant models, a Product Modification Request is required. Contact Customer Service for details.

SPECIAL SERVICES

Special Carton Marking
With specially marked information N/C

Shipping
Ships **assembled unless replacement parts which ship knocked down, FOB High Point, NC 27263, freight prepaid.** Freight class 175

Specifications and prices are subject to change without prior notice.



Guest Chair (Armless)



One Seat (Open Arm Shown)



Two Seat Unit (Open Arm Shown)



Three Seat Unit (Open Arm Shown)

General Dimensions				
Seat width	21"	21"	21"	21"
Seat depth	17-1/2"	17-1/2"	17-1/2"	17-1/2"
Seat height	19"	19"	19"	19"
Overall Dimensions				
Width	24"	24"	47"	69"
Depth	24"	24"	24"	24"
Height	33-3/4"	33-3/4"	33-3/4"	33-3/4"

UPHOLSTERY INFORMATION

C.O.M. Fabric
For C.O.M. fabric sent to KI-High Point on multiple rolls, add an additional yard of fabric per roll to the yardage requirements. Multiple rolls have shorter pieces of fabric on them and do not allow nesting and stacking of the fabric to achieve the best yield as is done with one large roll. This results in yardage shortages and requests for additional fabric from the client, which can hold up the order. For each roll that is sent, one yard needs to be added and needs to be added to one of the rolls, not separately.

Fabric Disclaimer
Fabric will be applied as swatched by the fabric manufacturer. Fabric that is required to be applied differently than is swatched will need a Product Modification Request written specifying the direction the fabric is to be applied.

INFORMATION

Warranty
Refer to KI Terms & Conditions document or visit ki.com



Wood Finish - Core		Surface Finish - Laminate	
Cherry Storm on Beech	BCX	Beigewood	LBZ
Cinnamon on Beech	BCN	Belair	LBQ
Cocoa on Beech	BCA	Biltmore Cherry	LBT
Eclipse Black on Beech	BEB	Black	LBK
Florence Walnut on Beech	BFC	Brighton Walnut	LBW
Kensington Maple on Maple	MMA	Canyon Zephyr	LCA
Monticello Maple on Beech	BMT	Castle Oak	LCO
Natural on Beech	BNA	Casual Linen	LCU
River Cherry on Beech	BRY	Cherry Storm	LCX
Kensington Maple requires an upcharge.		Classic Linen	LCI
		Cloud Zephyr	LCL
		Cocobala	LCC
		Crisp Linen	LRI
		Desert Zephyr	LDZ
		Designer White	LDR
		Dove Grey	LDG
		Flax Linen	LXF
		Florence Walnut	LFC
		Forged Steel	LOL
		Friston Ash	LFH
		Frosty White	LFW
		Graphite Nebula	LGN
		Grey	LGE
		High Rise	LHE
		Hollyberry	LHY
		Island	LID
		Italian Silver Ash	LIT
		Kensington Maple	LKM
		Lapis Blue	LLB
		Markerboard White	LMK
		Misted Zephyr	LMR
		Monticello Maple	LMT
		North Sea	LNA
		Ocean	LON
		Pearl Bisque	LPB
		Pinnacle Walnut	LPW
		Pressed Linen	LPR
		River Cherry	LRY
		Satin Stainless	LSS
		Shadow Zephyr	LSR
		Silicon evolv	LSV
		Sterling Ash	LAZ
		Tailored Linen	LTL
		Titanium evolv	LTV
		White Nebula	LWL
		White Sand	LWN
		Windsor Mahogany	LWY


Finish Cards

View color swatches for items listed within this document.

- Paints
- Plastics/Poly
- Wood/Veneer
- Laminates
- Molded Edges
- Edge Styles
- Hard Plastics
- Glass

Certain options referenced may not be available on GSA Schedule.



			MODEL NUMBER																			
			Basic Model	Non-Contrast or Fabric Contrast 1	Fabric Contrast 2	Wood Finish	Fire Code	Moisture Barrier														
MODEL	Features							Approx. Packaged Weight	Grade C.O.M.	Grade C	Grade D	Grade E & C.O.L.	Grade F	Grade G	Grade H	Grade I	Grade J	Grade K	Grade L Leather	Grade M Leather	TB133 add to list price	Moisture Barrier add to list price
	Guest Chair (Armless)	Non-contrast	SAC/NC	□□□□		□□□	□□□	□□□	\$ 1993	\$ 2014	\$ 2055	\$ 2103	\$ 2137	\$ 2203	\$ 2268	\$ 2349	\$ 2514	\$ 2673	\$ 2837	\$ 3163	\$ 372	\$ 159
	• Non-contrast C.O.M = 2.25 yd	Contrast	SAC/FC	□□□□	□□□□	□□□	□□□	□□□	2078	2100	2141	2193	2221	2288	2353	2435	2599	2761	2920	3247	372	159
	• 1 = Back and side panels (Fabric Contrast 1) C.O.M. = 2 yd																					
	• 2 = Seat (Fabric Contrast 2) C.O.M. = 1 yd																					
			A	B	C	D	E	F														

SGC

HOW TO ORDER

- Indicate the following information on order form:
- Quantity of each item.
 - Model number, including options. See “How To Build a Model Number”.
 - Any special service required.

Note: • The □ indicates that a choice is required.

- The absence of the □ indicates that no choice is required.
- Alpha-numeric characters in place of □ indicate that no other alternatives are available.

HOW TO BUILD A MODEL NUMBER

- A** Select basic model.
- B** Select non-contrast or fabric contrast 1. Refer to [ki.com/fabrics](https://www.ki.com/fabrics)
- C** Select fabric contrast 2. Refer to [ki.com/fabrics](https://www.ki.com/fabrics)
- D** Select wood finish color. Refer to the **Product Color Options** page in this price list. For Kensington Maple add upcharge.
- E** Select fire code.
NFR - Compliance to TB 117-2013
FR - Compliance to TB 133
See pricing column for TB133 upcharge.
- F** Select moisture barrier.
NMB - No moisture barrier
MB - Moisture barrier
See pricing column for moisture barrier upcharge.

KENSINGTON MAPLE UPCHARGE

Kensington Maple requires extended leadtimes.

Model	
SAC/NC	\$53
SAC/FC	\$53

UPHOLSTERY INFORMATION

- C.O.M. Requirements**
C.O.M. yardage requirements listed above are based on plain goods 54” wide. If less than 54” wide or fabrics requiring matching (stripes, plaids, prints, large patterns), additional yardage will be needed. Consult C.O.M. matrix for additional yardage needed. For C.O.M. fabric sent to KI-High Point on multple rolls, add an additional yard of fabric per roll to the yardage requirements.
- C.O.L. Requirements**
Figure 18 sq. ft. of leather (C.O.L.) for each yard shown (i.e, 4.75 x 18 = 85.5 sq. ft).

Contrasting Upholstery
When contrasting fabric is chosen, price at highest in-grade.

Minimum Fabric/Leather Quantity
Minimum order for fabric is 1 yard. Minimum order for leather is 1 hide (approximately 50 sq. ft).

California TB133 Fire Safety Code
For California Technical Bulletin 133 compliant models, a Product Modification Request is required. Contact Customer Service for details.

Construction
Frames are constructed of kiln-dried lumber and laminated hardwood plywood. Express wood components finished with catalyzed varnish (specify finish when ordering). Tight seats and backs sprung with stretch strap webbing stapled into position. Multiple densities of polyurethane foam covered with a layer of .75 super soft foam. Seats, backs and arms are field-replaceable.

SPECIAL SERVICES



Special Carton Marking

With specially marked information	N/C
-----------------------------------	-----

Shipping
Ships **assembled, FOB High Point, NC 27263, freight prepaid.** Freight class 175

Specifications and prices are subject to change without prior notice.



			MODEL NUMBER																					
			Basic Model	Non-Contrast or Fabric Contrast 1	Fabric Contrast 2	Wood Finish	Arm Cap	Fire Code	Moisture Barrier															
MODEL	Features									Approx. Packaged Weight	Grade C.O.M.	Grade C	Grade D	Grade E & C.O.L.	Grade F	Grade G	Grade H	Grade I	Grade J	Grade K	Grade L Leather	Grade M Leather	TB133 add to list price	Moisture Barrier add to list price
	One Seat (Open Arm)	Non-contrast	SOC/NC	□□□□		□□□	□□□	□□□	□□□	38.0#	\$ 1897	\$ 1908	\$ 1939	\$ 1967	\$ 1993	\$ 2034	\$ 2078	\$ 2131	\$ 2242	\$ 2349	\$ 2458	\$ 2673	\$ 262	\$ 159
	• Non-contrast C.O.M = 1.5 yd	Contrast	SOC/FC	□□□□	□□□□	□□□	□□□	□□□	□□□	38.0#	1982	1996	2023	2055	2078	2120	2162	2218	2328	2435	2543	2761	262	159
	• 1 = Back (Fabric Contrast 1) C.O.M. = 1.25 yd																							
	• 2 = Seat (Fabric Contrast 2) C.O.M. = 1 yd																							
SOMS																								
	One Seat (Closed Arm)	Non-contrast	SPC/NC	□□□□		□□□	□□□	□□□	□□□	38.0#	\$ 2072	\$ 2094	\$ 2133	\$ 2185	\$ 2217	\$ 2281	\$ 2347	\$ 2425	\$ 2591	\$ 2755	\$ 2913	\$ 3239	\$ 372	\$ 159
	• Non-contrast C.O.M = 2.5 yd	Contrast	SPC/FC	□□□□	□□□□	□□□	□□□	□□□	□□□	38.0#	2157	2179	2219	2268	2302	2365	2432	2514	2678	2840	2999	3323	372	159
	• 1 = Back and arms (Fabric Contrast 1) C.O.M. = 1.5 yd																							
	• 2 = Seat (Fabric Contrast 2) C.O.M. = 1 yd																							
SOMS																								
			A	B	C	D	E	F	G															

HOW TO ORDER

Indicate the following information on order form:

- Quantity of each item.
- Model number, including options. See “How To Build a Model Number”.
- Any special service required.

Note:

- The ☐ indicates that a choice is required.
- The absence of the ☐ indicates that no choice is required.
- Alpha-numeric characters in place of ☐ indicate that no other alternatives are available.

HOW TO BUILD A MODEL NUMBER

- A**Select basic model.
- B**Select non-contrast or fabric contrast 1. Refer to [ki.com/fabrics](#)
- C**Select fabric contrast 2. Refer to [ki.com/fabrics](#)
- D**Select wood finish color. Refer to the **Product Color Options** page in this price list. For Kensington Maple add upcharge.
- E**Select armcaps.

WAC

- Wood armcaps (pair)

PAC

- Black poly; add \$204

Upcharge for two armcaps.
- F**Select fire code.

NFR

- Compliance to TB 117-2013

FR

- Compliance to TB 133

See pricing column for TB133 upcharge.

- G**Select moisture barrier.

NMB

- No moisture barrier

MB

- Moisture barrier

See pricing column for moisture barrier upcharge.

KENSINGTON MAPLE UPCHARGE

Kensington Maple requires extended leadtimes.	
Model	
SOC/NC	\$71
SOC/FC	\$71
SOCC/NC	\$131
SOCC/FC	\$131
SOCCC/NC	\$175
SOCCC/FC	\$175
SPC/NC	\$71
SPC/FC	\$71
SPCC/NC	\$122
SPCC/FC	\$122
SPCCC/NC	\$97
SPCCC/FC	\$97

INFORMATION

- C.O.M. and C.O.L. Requirements**

C.O.M. yardage requirements listed above are based on plain goods 54” wide. If less than 54” wide or fabrics requiring matching (stripes, plaids, prints, large patterns), additional yardage will be needed. Consult C.O.M. matrix for additional yardage needed. For C.O.M. fabric sent to KI-High Point on multiple rolls, add an additional yard of fabric per roll to the yardage requirements.
- C.O.L. Requirements**

Figure 18 sq. ft. of leather (C.O.L.) for each yard shown (i.e., 4.75 x 18 = 85.5 sq ft).

Contrasting Upholstery
When contrasting fabric is chosen, price at highest in-grade.

Minimum Fabric/Leather Quantity
Minimum order for fabric is 1 yard. Minimum order for leather is 1 hide (approximately 50 sq. ft).

California TB133 Fire Safety Code
For California Technical Bulletin 133 compliant models, a Product Modification Request is required. Contact Customer Service for details.

Construction
Frame constructed of kiln-dried lumber and laminated hardwood plywood. Exposed wood components finished with catalyzed varnish (specify finish when ordering). Tight seats and backs sprung with stretch strap webbing stapled into position. Multiple densities of polyurethane foam covered with a layer of .75 super soft foam. Seats, backs and arms are field replaceable.

Note:
For replacement components on Multiple Seating, use Guest Chair replacement parts.

SPECIAL SERVICES
Special Carton Marking
With specially marked information N/C



Shipping
Ships **assembled, FOB High Point, NC 27263, freight prepaid.** Freight class 175

Specifications and prices are subject to change without prior notice.

Soltice® Multiple Seating

KI

Soltice® Multiple Seating

			MODEL NUMBER																					
			Basic Model	Non-Contrast or Fabric Contrast 1	Fabric Contrast 2	Wood Finish	Arm Cap	Fire Code	Moisture Barrier															
MODEL	Features									Approx. Packaged Weight	Grade C.O.M.	Grade C	Grade D	Grade E & C.O.L.	Grade F	Grade G	Grade H	Grade I	Grade J	Grade K	Grade L Leather	Grade M Leather	TB133 add to list price	Moisture Barrier add to list price
	Two Seat Unit (Open Arm)	Non-contrast	SOC/NC	□□□□		□□□	□□□	□□□	□□□	66.0#	\$ 3253	\$ 3289	\$ 3339	\$ 3407	\$ 3448	\$ 3533	\$ 3622	\$ 3732	\$ 3950	\$ 4167	\$ 4380	\$ 4815	\$ 462	\$ 337
	• Non-contrast C.O.M = 3 yd	Contrast	SOC/FC	□□□□	□□□□	□□□	□□□	□□□	□□□	66.0#	3330	3361	3414	3484	3526	3608	3696	3802	4015	4236	4447	4878	462	337
	• 1 = Back (Fabric Contrast 1) C.O.M. = 1.75 yd																							
	• 2 = Seat (Fabric Contrast 2) C.O.M. = 1.5 yd																							
SOMS																								
	Two Seat Unit (Closed Arm)	Non-contrast	SPCC/NC	□□□□		□□□	□□□	□□□	□□□	67.0#	\$ 3765	\$ 3816	\$ 3896	\$ 3991	\$ 4053	\$ 4184	\$ 4313	\$ 4481	\$ 4808	\$ 5131	\$ 5456	\$ 6108	\$ 839	\$ 354
	• Non-contrast C.O.M = 4.5 yd	Contrast	SPCC/FC	□□□□	□□□□	□□□	□□□	□□□	□□□	67.0#	3874	3922	4005	4101	4167	4296	4426	4590	4913	5239	5567	6218	839	354
	• 1 = Back and arms (Fabric Contrast 1) C.O.M. = 3 yd																							
	• 2 = Seat (Fabric Contrast 2) C.O.M. = 1.5 yd																							
SOMS																								
			A	B	C	D	E	F	G															

HOW TO ORDER

Indicate the following information on order form:

- Quantity of each item.
- Model number, including options. See “How To Build a Model Number”.
- Any special service required.

Note:

- The ☐ indicates that a choice is required.
- The absence of the ☐ indicates that no choice is required.
- Alpha-numeric characters in place of ☐ indicate that no other alternatives are available.

HOW TO BUILD A MODEL NUMBER

- A**Select basic model.
- B**Select non-contrast or fabric contrast 1. Refer to [ki.com/fabrics](#)
- C**Select fabric contrast 2. Refer to [ki.com/fabrics](#)
- D**Select wood finish color. Refer to the **Product Color Options** page in this price list. For Kensington Maple add upcharge.
- E**Select armcaps.

WAC

- Wood armcaps (pair)

PAC

- Black poly; add \$306

Upcharge for three armcaps.
- F**Select fire code.

NFR

- Compliance to TB 117-2013

FR

- Compliance to TB 133

See pricing column for TB133 upcharge.

- G**Select moisture barrier.

NMB

- No moisture barrier

MB

- Moisture barrier

See pricing column for moisture barrier upcharge.

KENSINGTON MAPLE UPCHARGE

Kensington Maple requires extended leadtimes.	
Model	
SOC/NC	\$71
SOC/FC	\$71
SOC/NC	\$131
SOCC/FC	\$131
SOCCC/NC	\$175
SOCCC/FC	\$175
SPC/NC	\$71
SPC/FC	\$71
SPCC/NC	\$122
SPCC/FC	\$122
SPCCC/NC	\$97
SPCCC/FC	\$97

INFORMATION

- C.O.M. and C.O.L. Requirements**

C.O.M. yardage requirements listed above are based on plain goods 54” wide. If less than 54” wide or fabrics requiring matching (stripes, plaids, prints, large patterns), additional yardage will be needed. Consult C.O.M. matrix for additional yardage needed. For C.O.M. fabric sent to KI-High Point on multiple rolls, add an additional yard of fabric per roll to the yardage requirements.
- C.O.L. Requirements**

Figure 18 sq. ft. of leather (C.O.L.) for each yard shown (i.e., 4.75 x 18 = 85.5 sq ft).

Contrasting Upholstery
When contrasting fabric is chosen, price at highest in-grade.

Minimum Fabric/Leather Quantity
Minimum order for fabric is 1 yard. Minimum order for leather is 1 hide (approximately 50 sq. ft).

California TB133 Fire Safety Code
For California Technical Bulletin 133 compliant models, a Product Modification Request is required. Contact Customer Service for details.

Construction
Frame constructed of kiln-dried lumber and laminated hardwood plywood. Exposed wood components finished with catalyzed varnish (specify finish when ordering). Tight seats and backs sprung with stretch strap webbing stapled into position. Multiple densities of polyurethane foam covered with a layer of .75 super soft foam. Seats, backs and arms are field replaceable.



Note:
For replacement components on Multiple Seating, use Guest Chair replacement parts.

SPECIAL SERVICES
Special Carton Marking
With specially marked information N/C

Shipping
Ships **assembled, FOB High Point, NC 27263, freight prepaid.** Freight class 175

Specifications and prices are subject to change without prior notice.



			MODEL NUMBER																						
			Basic Model	Non-Contrast or Fabric Contrast 1	Fabric Contrast 2	Wood Finish	Arm Cap	Fire Code	Moisture Barrier																
MODEL	Features									Approx. Packaged Weight	Grade C.O.M.	Grade C	Grade D	Grade E & C.O.L.	Grade F	Grade G	Grade H	Grade I	Grade J	Grade K	Grade L Leather	Grade M Leather	TB133 add to list price	Moisture Barrier add to list price	
	Three Seat Unit (Open Arm)	Non-contrast	SOCCC/NC	□□□□		□□□	□□□	□□□	□□□	95.0#	\$ 4784	\$ 4827	\$ 4913	\$ 5010	\$ 5074	\$ 5206	\$ 5332	\$ 5499	\$ 5823	\$ 6147	\$ 6477	\$ 7124	\$ 691	\$ 533	
	• Non-contrast C.O.M = 4.5 yd	Contrast	SOCCC/FC	□□□□	□□□□	□□□	□□□	□□□	□□□	95.0#	4945	4997	5075	5175	5239	5370	5499	5665	5986	6314	6639	7288	691	533	
	• 1 = Back (Fabric Contrast 1) C.O.M. = 2.75 yd																								
	• 2 = Seat (Fabric Contrast 2) C.O.M. = 2 yd																								
SOMS																									
	Three Seat Unit (Closed Arm)	Non-contrast	SPCCC/NC	□□□□		□□□	□□□	□□□	□□□	96.0#	\$ 5192	\$ 5265	\$ 5386	\$ 5545	\$ 5633	\$ 5829	\$ 6024	\$ 6266	\$ 6754	\$ 7246	\$ 7730	\$ 8707	\$ 1054	\$ 533	
	• Non-contrast C.O.M = 4.5 yd	Contrast	SPCCC/FC	□□□□	□□□□	□□□	□□□	□□□	□□□	96.0#	5357	5428	5551	5711	5796	5992	6187	6431	6919	7407	7894	8865	1054	533	
	• 1 = Back and arms (Fabric Contrast 1) C.O.M. = 4.5 yd																								
	• 2 = Seat (Fabric Contrast 2) C.O.M. = 2 yd																								
SOMS																									
			A	B	C	D	E	F	G																

HOW TO ORDER

Indicate the following information on order form:

- Quantity of each item.
- Model number, including options. See “How To Build a Model Number”.
- Any special service required.

Note:

- The □ indicates that a choice is required.
- The absence of the □ indicates that no choice is required.
- Alpha-numeric characters in place of □ indicate that no other alternatives are available.

HOW TO BUILD A MODEL NUMBER

- A**Select basic model.
- B**Select non-contrast or fabric contrast 1.
Refer to [ki.com/fabrics](#)
- C**Select fabric contrast 2.
Refer to [ki.com/fabrics](#)
- D**Select wood finish color.
Refer to the **Product Color Options** page in this price list.
For Kensington Maple add upcharge.
- E**Select armcaps.

WAC - Wood armcaps (pair)

PAC - Black poly; add \$405

Upcharge for four armcaps.
- F**Select fire code.

NFR - Compliance to TB 117-2013

FR - Compliance to TB 133

See pricing column for TB133 upcharge.

- G**Select moisture barrier.

NMB - No moisture barrier

MB - Moisture barrier

See pricing column for moisture barrier upcharge.

KENSINGTON MAPLE UPCHARGE

Kensington Maple requires extended leadtimes.	
Model	
SOC/NC	\$71
SOC/FC	\$71
SOCC/NC	\$131
SOCC/FC	\$131
SOCCC/NC	\$175
SOCCC/FC	\$175
SPC/NC	\$71
SPC/FC	\$71
SPCC/NC	\$122
SPCC/FC	\$122
SPCCC/NC	\$97
SPCCC/FC	\$97

INFORMATION

- C.O.M. and C.O.L. Requirements**
C.O.M. yardage requirements listed above are based on plain goods 54” wide. If less than 54” wide or fabrics requiring matching (stripes, plaids, prints, large patterns), additional yardage will be needed. Consult C.O.M. matrix for additional yardage needed. For C.O.M. fabric sent to KI-High Point on multiple rolls, add an additional yard of fabric per roll to the yardage requirements.
- C.O.L. Requirements**
Figure 18 sq. ft. of leather (C.O.L.) for each yard shown (i.e., 4.75 x 18 = 85.5 sq ft).

Contrasting Upholstery
When contrasting fabric is chosen, price at highest in-grade.

Minimum Fabric/Leather Quantity
Minimum order for fabric is 1 yard. Minimum order for leather is 1 hide (approximately 50 sq. ft).

California TB133 Fire Safety Code
For California Technical Bulletin 133 compliant models, a Product Modification Request is required. Contact Customer Service for details.

Construction
Frame constructed of kiln-dried lumber and laminated hardwood plywood. Exposed wood components finished with catalyzed varnish (specify finish when ordering). Tight seats and backs sprung with stretch strap webbing stapled into position. Multiple densities of polyurethane foam covered with a layer of .75 super soft foam. Seats, backs and arms are field replaceable.

Note:
For replacement components on Multiple Seating, use Guest Chair replacement parts.

SPECIAL SERVICES
Special Carton Marking
With specially marked information N/C

Shipping
Ships **assembled, FOB High Point, NC 27263, freight prepaid.** Freight class 175

Specifications and prices are subject to change without prior notice.



MODEL		MODEL NUMBER																					
		Basic Model	Non-Contrast or Fabric Contrast 1	Wood Finish	Arm Cap	Fire Code	Moisture Barrier	Approx. Packaged Weight	Delivered Pricing	Grade C.O.M.	Grade C	Grade D	Grade E & C.O.L.	Grade F	Grade G	Grade H	Grade I	Grade J	Grade K	Grade L Leather	Grade M Leather	TB133 add to list price	Moisture Barrier add to list price
SORP	Chair Replacement Back • Non-contrast C.O.M = 1.25 yd	SMS-BK	□□□			□□□	□□□	0.0#	N/A	\$ 784	\$ 800	\$ 822	\$ 852	\$ 869	\$ 904	\$ 942	\$ 986	\$ 1075	\$ 1163	\$ 1257	\$ 1437	\$ 183	\$ 173
SORP	Chair Replacement Seat • Non-contrast C.O.M = 1 yd	SMS-ST	□□□			□□□	□□□	0.0#	N/A	\$ 838	\$ 850	\$ 866	\$ 889	\$ 903	\$ 932	\$ 963	\$ 994	\$ 1070	\$ 1142	\$ 1215	\$ 1364	\$ 168	\$ 166
SORP	Chair Replacement Arm (Open Arm) • Includes wood armcap	SMS-OA/LF SMS-OA/RF		□□□□□ □□□□□	WAC WAC			0.0# 0.0#	\$ 490 490													N/A N/A	N/A N/A
SORP	Chair Replacement Arm (Closed Arm) • Non-contrast C.O.M = 1 yd • Includes wood armcap	SMS-CA/LF SMS-CA/RF	□□□ □□□	□□□□□ □□□□□	WAC WAC	□□□ □□□	□□□ □□□	0.0# 0.0#	N/A N/A	\$ 735 735	\$ 748 748	\$ 770 770	\$ 785 785	\$ 803 803	\$ 833 833	\$ 862 862	\$ 897 897	\$ 971 971	\$ 1044 1044	\$ 1115 1115	\$ 1259 1259	\$ 116 116	\$ 110 110
SORP	Chair Replacement Arm (Armless) • Non-contrast C.O.M = 1.75 yd	SMS-AL	□□□	□□□□□		□□□	□□□	0.0#	N/A	\$ 721	\$ 737	\$ 772	\$ 807	\$ 835	\$ 887	\$ 936	\$ 998	\$ 1125	\$ 1250	\$ 1377	\$ 1631	\$ 116	\$ 116
SORP	Chair Replacement Armcaps, Wood • Set of 2	SMS-AC		□□□□□				0.0#	\$ 390													N/A	N/A
		A	B	C	D	E	F																

HOW TO ORDER

Indicate the following information on order form:

- Quantity of each item.
- Model number, including options. See “How To Build a Model Number”.
- Any special service required.

Note:

- The □ indicates that a choice is required.
- The absence of the □ indicates that no choice is required.
- Alpha-numeric characters in place of □ indicate that no other alternatives are available.

HOW TO BUILD A MODEL NUMBER

- A** Select basic model.
- B** Select non-contrast or fabric contrast 1. Refer to [ki.com/fabrics](#)
- C** Select wood finish color. Refer to the **Product Color Options** page in this price list.
- D** Select armcaps.
WAC - Wood armcaps (pair)
Upcharge for two armcaps.
- E** Select fire code.
NFR - Compliance to TB 117-2013
FR - Compliance to TB 133
See pricing column for TB133 upcharge.
- F** Select moisture barrier.
NMB - No moisture barrier
MB - Moisture barrier
See pricing column for moisture barrier upcharge.

KENSINGTON MAPLE UPCHARGE

Kensington Maple requires extended leadtimes.

Model	
SMS-OA	\$131
SMS-AC	\$175

UPHOLSTERY INFORMATION

C.O.M. Requirements
C.O.M. yardage requirements listed above are based on plain goods 54” wide. If less than 54” wide or fabrics requiring matching (stripes, plaids, prints, large patterns), additional yardage will be needed. Consult C.O.M. matrix for additional yardage needed. For C.O.M. fabric sent to KI-High Point on multple rolls, add an additional yard of fabric per roll to the yardage requirements.

C.O.L. Requirements
Figure 18 sq. ft. of leather (C.O.L.) for each yard shown (i.e, 4.75 x 18 = 85.5 sq. ft).

Contrasting Upholstery
When contrasting fabric is chosen, price at highest in-grade.

Minimum Fabric/Leather Quantity
Minimum order for fabric is 1 yard. Minimum order for leather is 1 hide (approximately 50 sq. ft).

Californina TB133 Fire Safety Code
For California Technical Bulletin 133 compliant models, a Product Modification Request is required. Contact Customer Service for details.

Construction
Frames are constructed of kiln-dried lumber and laminated hardwood plywood. Express wood components finished with catalyzed varnish (specify finish when ordering). Tight seats and backs sprung with stretch strap webbing stapled into position. Multiple densities of polyurethane foam covered with a layer of .75 super soft foam. Seats, backs and arms are field-replaceable.

SPECIAL SERVICES
Special Carton Marking
With specially marked information N/C

Shipping
Ships **assembled, FOB High Point, NC 27263, freight prepaid.** Freight class 175

Specifications and prices are subject to change without prior notice.



Soltice® (Contemporary)

Dimensions	
Overall width	24"
Overall depth	24"
Overall height	22"

FINISH INFORMATION

Color Match
KI offers the additional option of color matching paint, polypropylene, or wood stain through Product Modification Requests. Contact Customer Service for details.

INFORMATION

Warranty
Refer to KI Terms & Conditions document or visit ki.com



Wood Finish - Core		Surface Finish - Laminate		Recommended Surface Colors - Laminate To Coordinate with Wood Finishes
Cherry Storm on Beech	BCX	Beigewood	LBZ	
Cinnamon on Beech	BCN	Belair	LBQ	
Cocoa on Beech	BCA	Biltmore Cherry	LBT	Cherry Storm (LCX) with Cherry Storm on Maple (BCX/MCX)
Eclipse Black on Beech	BEB	Black	LBK	Cocobala (LCC) with Cocoa on Beech (BCA)
Florence Walnut on Beech	BFC	Brighton Walnut	LBW	Kensington Maple (LKM) with Kensington Maple on Maple
Kensington Maple on Maple	MMA	Canyon Zephyr	LCA	(MMA)
Monticello Maple on Beech	BMT	Castle Oak	LCO	Monticello Maple (LMT) with Monticello Maple on Beech (BMT/
Natural on Beech	BNA	Casual Linen	LCU	MMT)
River Cherry on Beech	BRY	Cherry Storm	LCX	Windsor Mahogany (LWY) with Cinnamon on Beech (BCN)
		Classic Linen	LCI	River Cherry (LRY) with River Cherry on Beech (BRY/MRY)
		Cloud Zephyr	LCL	The specifier must choose which laminate to coordinate with
		Cocobala	LCC	
		Crisp Linen	LRI	
		Desert Zephyr	LDZ	
		Designer White	LDR	
		Dove Grey	LDG	
		Flax Linen	LXF	
		Florence Walnut	LFC	
		Forged Steel	LOL	
		Friston Ash	LFH	
		Frosty White	LFW	
		Graphite Nebula	LGN	
		Grey	LGE	
		High Rise	LHE	
		Hollyberry	LHY	
		Island	LID	
		Italian Silver Ash	LIT	
		Kensington Maple	LKM	
		Lapis Blue	LLB	
		Markerboard White	LMK	
		Misted Zephyr	LMR	
		Monticello Maple	LMT	
		North Sea	LNA	
		Ocean	LON	
		Pearl Bisque	LPB	
		Pinnacle Walnut	LPW	
		Pressed Linen	LPR	
		River Cherry	LRY	
		Satin Stainless	LSS	
		Shadow Zephyr	LSR	
		Silicon evolv	LSV	
		Sterling Ash	LAZ	
		Tailored Linen	LTL	
		Titanium evolv	LTV	
		White Nebula	LWL	
		White Sand	LWN	
		Windsor Mahogany	LWY	





Finish Cards

View color swatches for items listed within this document.

- Paints
- Plastics/Poly
- Wood/Veneer
- Laminates
- Molded Edges
- Edge Styles
- Hard Plastics
- Glass

Certain options referenced may not be available on GSA Schedule.



				MODEL NUMBER					
				Basic Model	Wood Finish				
	MODEL	Features	D x W			Approx. Packaged Weight		Delivered Pricing	
	Rectangular End Table - Wood Veneer Top	18” Table Height	20 x 24”	8503	<input type="checkbox"/> <input type="checkbox"/> <input type="checkbox"/>	40.0#		\$ 1571	
SLFS									
	Rectangular End Table - Wood Veneer Top	22” Table Height	20 x 24”	8504	<input type="checkbox"/> <input type="checkbox"/> <input type="checkbox"/>	40.0#		\$ 1571	
SLFS									
	Square Lamp Table - Wood Veneer Top	22” Table Height	24 x 24”	8502	<input type="checkbox"/> <input type="checkbox"/> <input type="checkbox"/>	40.0#		\$ 1643	
SLFS									
	Rectangular Coffee Table - Wood Veneer Top	18” Table Height	24 x 42”	8501	<input type="checkbox"/> <input type="checkbox"/> <input type="checkbox"/>	50.0#		\$ 1943	
SLFS									
				A	B				

HOW TO ORDER

Indicate the following information on order form:

- Quantity of each item.
- Model number, including options. See “How To Build a Model Number”.
- Any special service required.

Note:

- The ☐ indicates that a choice is required.
- The absence of the ☐ indicates that no choice is required.
- Alpha-numeric characters in place of ☐ indicate that no other alternatives are available.

HOW TO BUILD A MODEL NUMBER

- A** Select basic model.
- B** Select wood finish color. Refer to the **Product Color Options** page in this price list. For Kensington Maple add upcharge.

KENSINGTON MAPLE UPCHARGE

Kensington Maple requires extended leadtimes.	
Model	
8501	\$199
8502	\$165
8503	\$147
8504	\$165
8505	\$180
8506	\$147
8507	\$138
8508	\$147

INFORMATION

Construction
Wood base of solid Beech hardwood with top of wood veneers, or solid wood edge with plastic laminate top.

SPECIAL SERVICES





Special Carton Marking

With specially marked information N/C

Shipping
Ships **assembled, FOB High Point, NC 27263, freight prepaid.** Freight class 175

Specifications and prices are subject to change without prior notice.



				MODEL NUMBER			
				Basic Model	Laminate Color		
	MODEL	Features	D x W	8507	<input type="checkbox"/> <input type="checkbox"/> <input type="checkbox"/>	40.0#	\$ 1445
		18" Table Height	20 x 24"				
SLFS							
	MODEL	Features	D x W	8508	<input type="checkbox"/> <input type="checkbox"/> <input type="checkbox"/>	40.0#	\$ 1445
		22" Table Height	20 x 24"				
SLFS							
	MODEL	Features	D x W	8506	<input type="checkbox"/> <input type="checkbox"/> <input type="checkbox"/>	40.0#	\$ 1481
		22" Table Height	24 x 24"				
SLFS							
	MODEL	Features	D x W	8505	<input type="checkbox"/> <input type="checkbox"/> <input type="checkbox"/>	50.0#	\$ 1759
		18" Table Height	24 x 42"				
SLFS							
				A	B		

HOW TO ORDER

Indicate the following information on order form:

- Quantity of each item.
- Model number, including options. See "How To Build a Model Number".
- Any special service required.

Note:

- The ☐ indicates that a choice is required.
- The absence of the ☐ indicates that no choice is required.
- Alpha-numeric characters in place of ☐ indicate that no other alternatives are available.

HOW TO BUILD A MODEL NUMBER

- A** Select basic model.
- B** Select laminate color. Refer to the **Product Color Options** page in this price list.

KENSINGTON MAPLE UPCHARGE

Kensington Maple requires extended leadtimes.	
Model	
8501	\$199
8502	\$165
8503	\$147
8504	\$165
8505	\$180
8506	\$147
8507	\$138
8508	\$147

INFORMATION

Construction
Wood base of solid Beech hardwood with top of wood veneers, or solid wood edge with plastic laminate top.

SPECIAL SERVICES

Special Carton Marking

With specially marked information N/C

Shipping
Ships **assembled, FOB High Point, NC 27263, freight prepaid.** Freight class 175

Specifications and prices are subject to change without prior notice.



1330 BELLEVUE STREET
GREEN BAY, WI 54302
800.424.2432 / KI.COM

KI is a trusted expert for furniture and wall systems around the globe.
USA | CANADA | MEXICO | UK | EUROPE | ASIA | MIDDLE EAST
© 2023 Krueger International, Inc. All Rights Reserved.