

Soltice[®]

Multiple Seating

design flexibility | numerous configurations | classic lines



Furnishing Knowledge[®]



Soltice® Multiple Seating

Create an inspiring environment with the versatility and beauty of the Soltice multiple seating collection. This stylish seating option offers a comfortable and unique solution that maximizes the square footage of a space.

Soltice offers a wide range of configurations. Change from open or closed arm styles, single or multiple seat combinations, and freestanding or connecting tables – center, end, and 90-degree – to create a space-saving option for large or small public spaces.

All components of Soltice multiple seating are field replaceable for quick and easy in-field replacement. This ensures all your long-term multiple seating needs are met which is further reinforced with its lifetime warranty.

Designed by Daniel Cramer & Paul James.



Clean-out

A clean-out space located at the back of the seat cushion allows for easy elimination of dirt and debris.



Arm caps

Wood or poly (shown) arm caps enhance design possibilities and durability.



Connecting Tables

Specify a connecting table to provide a functional surface to rest a coffee cup, laptop or magazine.

Specifications



SOC - One Seat Unit (Open)

W 22.75 D 24 H 34
Seat: W 20 D 18.25 H 19.5
Arm: W 1.25 H 28.25



SPC - One Seat Unit (Closed)

W 22.75 D 24 H 34
Seat: W 20 D 18.25 H 19.5
Arm: W 1.25 H 28.25



SOCC - Two Seat Unit (Open)

W 44.5 D 24 H 34
Seat: W 20 D 18.25 H 19.5
Arm: W 1.25 H 28.25



SPCC - Two Seat Unit (Closed)

W 44.5 D 24 H 34
Seat: W 20 D 18.25 H 19.5
Arm: W 1.25 H 28.25



SOCCC - Three Seat Unit (Open)

W 66 D 24 H 34
Seat: W 19.5 D 18.25 H 19.5
Arm: W 1.25 H 28.25



SPCCC - Three Seat Unit (Closed)

W 66 D 24 H 34
Seat: W 19.5 D 18.25 H 19.5
Arm: W 1.25 H 28.25



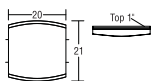
ST90.0.L / ST90.0.V - 90 Degree Connector Table (Outside)

W 35 D 21 H 18
Weight: 26 lbs.



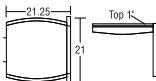
ST90.1.L / ST90.1.V - 90 Degree Connector Table (Inside)

W 35 D 21 H 18
Weight: 26 lbs.



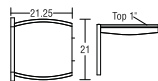
STL / ST.V - Center Connecting Table

W 20 D 21 H 18
Weight: 31 lbs.



STR.L / STR.V - End Table (Right)

W 21.25 D 21 H 18
Weight: 40 lbs.



ST.L.L / ST.L.V - End Table (Left)

W 21.25 D 21 H 18
Weight: 40 lbs.

Learn more about
Soltice Multiple Seating



Contract Holder

Printed on FSC® certified paper
using only vegetable-based inks,
including metallics. Please recycle.



MIX
Paper from
responsible sources
FSC® C016863

KI is a trusted expert for furniture and wall systems around the globe.

USA | CANADA | MEXICO | UK | EUROPE | ASIA | MIDDLE EAST | AUSTRALIA

1330 Bellevue Street • P.O. Box 8100 • Green Bay, WI 54308-8100 • 1-800-424-2432 • www.ki.com

© 2015 Krueger International, Inc. All Rights Reserved. Code KI-00803R1/HC/1P/0415
KI and Furnishing Knowledge are registered trademarks of Krueger International, Inc.



Furnishing Knowledge®