

KIWAAL

# WIGGLEROOM<sup>®</sup> SUPER STRUCTURE

## FREESTANDING POST-AND-BEAM SYSTEM



WiggleRoom Super Structure is a post and beam system that creates freestanding spaces within open plan environments. Meet, collaborate or work privately – WiggleRoom Super Structure is the perfect balance between private and public spaces. Select from a range of options for sizes, materials, surfaces and accessories that enhance comfort and productivity.

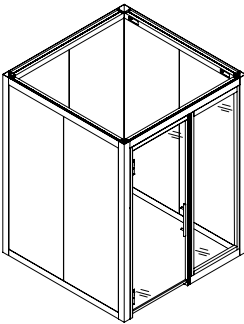
# STATEMENT OF LINE (STANDARD)

For more information on the full offering, please contact your KI wall representative.

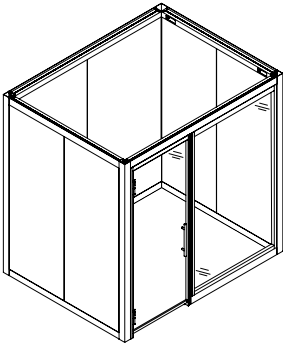
## WIGGLEROOM SUPER STRUCTURE MODELS

### Sizes

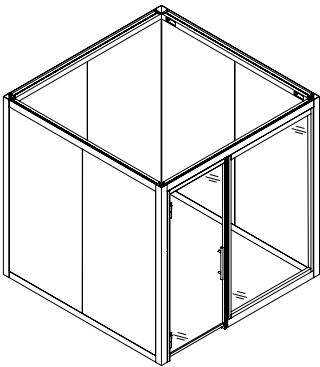
All sizes are ADA compliant.  
Door in open position extends 35" from front of room



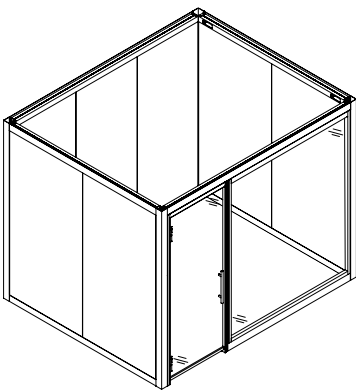
**6' x 6'**  
Exterior: W79½" D79½" H100"  
Interior: W72" D72" H96"



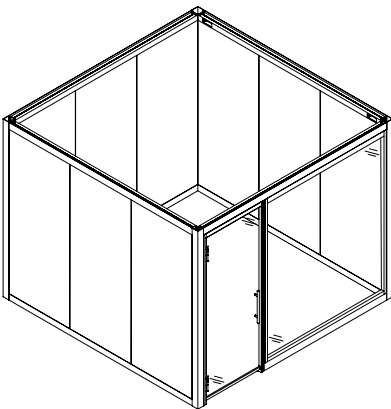
**8' x 6'**  
Exterior: W103½" D79½" H100"  
Interior: W96" D72" H96"



**8' x 8'**  
Exterior: W103½" D103½" H100"  
Interior: W96" D96" H96"



**10' x 8'**  
Exterior: W127½" D103½" H100"  
Interior: W120" D96" H96"



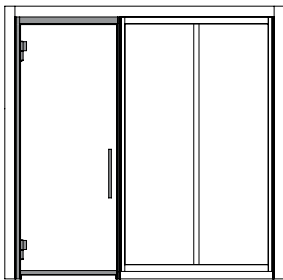
**10' x 10'**  
Exterior: W127½" D127½" H100"  
Interior: W120" D120" H96"

# STATEMENT OF LINE CONT.

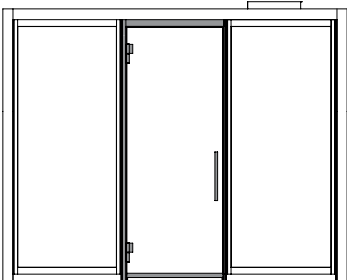
## WALL STYLE SELECTIONS

### Front Wall and Door

Frameless Glass Hydraulic Hinged Door

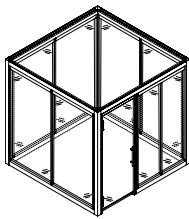
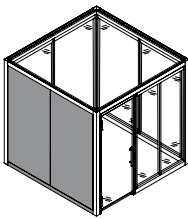
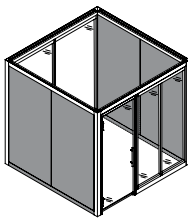
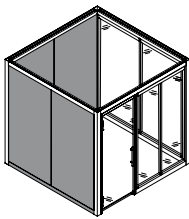
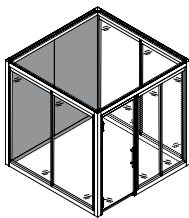
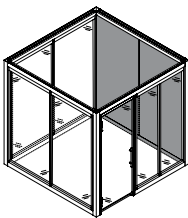
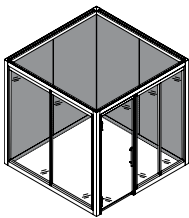
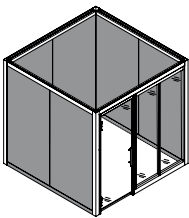


6', 8' and 10' Front  
Left or Right Position



8' and 10' Front  
Center Position

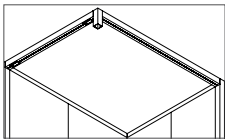
### Side and Back Walls



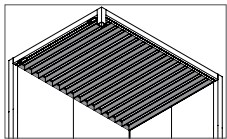
# STATEMENT OF LINE CONT.

## OPTIONS

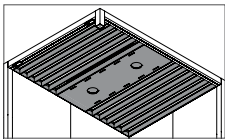
### Ceiling



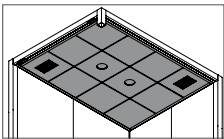
Open



Louvered



Louvered  
With Lights and Fan



Full Solid  
With Lights and Optional Fan

### Frame Finishes

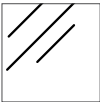


Painted Aluminum



Anodized Aluminum

### Panel Finishes



3/8" Clear  
Laminate Glass

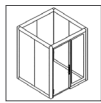


Erasable Steel

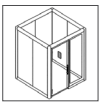


Powdercoat  
Painted Steel

### Electrical



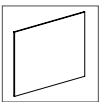
No Power



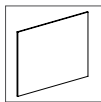
Power  
Pre-wired or  
hardwired\*

## ACCESSORIES

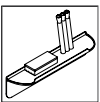
### Magnetic Attachments



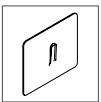
Markerboard



Tackboard

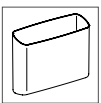


Markerboard Tray  
With Markers and Eraser

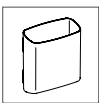


Picture Hangers

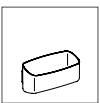
### Magnetic Storage



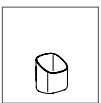
Binder Bin



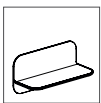
File Bin



Low Bin



Pencil Cup



Shelf



# WIGGLEROOM SUPER STRUCTURE FEATURES



## A. ADA Compliant

Super Structure rests directly on the floor. Door openings and interior dimensions accommodate all accessibility requirements.

## B. Ceiling Options

Open, closed or semi-open louvered ceiling options are available for varying acoustic privacy, air flow and fire suppression requirements.

## C. Self-Closing Frameless Glass Door

The ADA-compliant, tempered ½" glass door features hydraulic slow-close hinges and opens 180 degrees with a hold-open setting. Designed with an aluminum frame, the neoprene sound seal gasket provides acoustic privacy. Door pulls (18") are available in brushed stainless or black.

## D. Micro Architectural

The freestanding 6063 aluminum post and beam system meets International Building Code (IBC) and seismic requirements.

## E. Ventilation

Two 62 CFM fans replenish air and maintain a comfortable environment (available with the Full Solid Ceiling and Louvered Ceiling options). Full ceilings can be specified without fans, allowing rooms to be connected to building HVAC systems.

## F. Wall-Mounted Occupancy & Vacancy Sensor

The wireless, battery-powered, passive infrared (PIR) sensor controls lights via a RF signal. Sensor can be programmed for either occupancy or vacancy sensing. Lights can be programed to automatically turn off at 1, 5, 15 or 30 minutes.

## G. Lighting

Photometrically analyzed 6" LED light fixtures provide the perfect amount of light. Light temperature is adjustable during installation or as needed by a qualified technician.

## H. Wireless Light Switch

Dimmable light switch with programmable light level settings and a 10-year battery life.

## I. Power

Power is available in left, right or both side walls.

UL-listed pre-wired solid walls include a wall receptacle with two 120V outlets

UL-listed hardwired solid walls include an empty single device electrical box (wired on site by electrician).

## J. Fire Suppression

Designed to accommodate sprinklers for fire safety (field installed by a licensed contractor).

# WIGGLEROOM SUPER STRUCTURE LINKS

View full product details at [kiwall.com/superstructure](https://kiwall.com/superstructure).

## PHOTOGRAPHY

View all product photos.

## DOCUMENTS

View all product documents.

---

**KI WALL**

1330 Bellevue Street  
Green Bay, Wisconsin 54302  
800.424.2432 // [kiwall.com](https://kiwall.com)

Warranty: 10 years

KI Wall is a registered trademark of Krueger International, Inc.

© 2024 Krueger International, Inc. All Rights Reserved  
KW-CUT-000159/KW/PDF/0424

