



Hardware Included

1/4"-20 x 3 1/8" Binder Post
(x4)

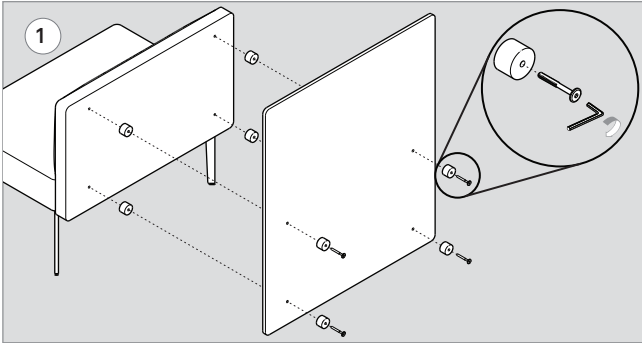
Spacer
(x8)

1/4"-20 x 1"
Button Head Cap Screw
(x8)

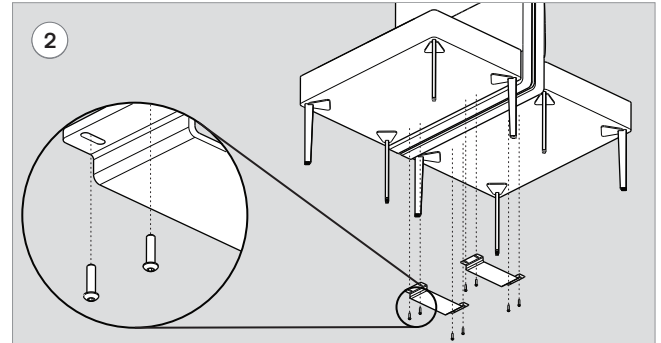


Pact Bench Divider Assembly Instructions

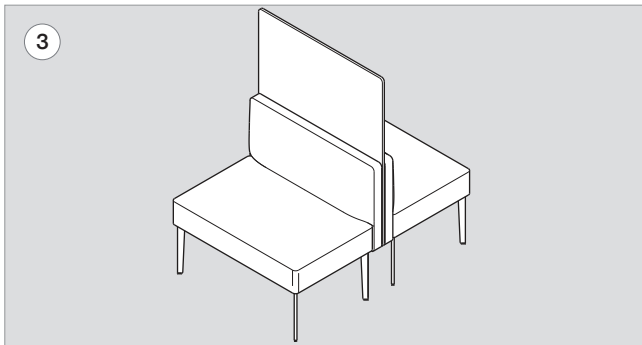
Double Back Bench with Divider



Using the 5/32" hex key, fasten divider to bench back with 1/4"-20 x 2 3/8" binder post (x4) and spacer (x8).



Using the 5/32" hex key, fasten ganging plate (x2) to bench (x2) with 1/4"-20 x 1" button head cap screw (x8)



Place the assembled double bench into its final position.