

# KEILHAUER

## Symm Bench Assembly Instructions

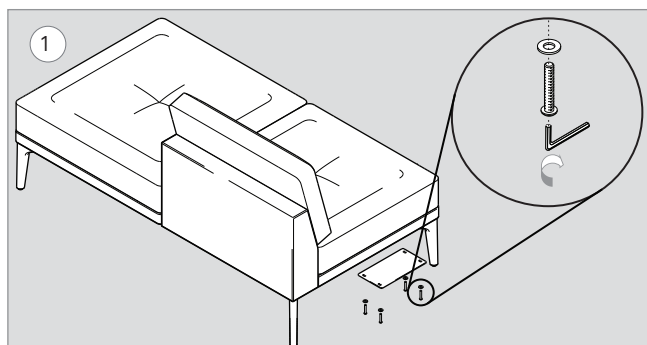
### Tool Required

5/32" Hex Allen Key

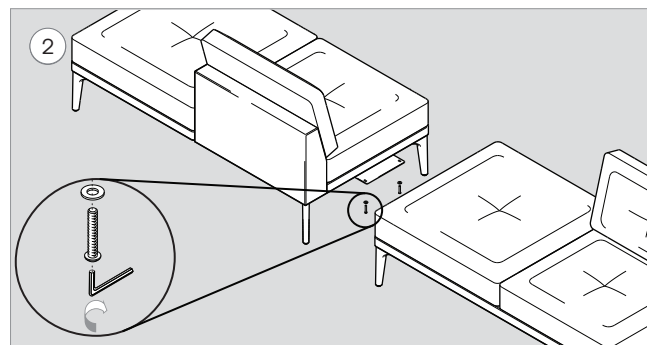
### Hardware Included

1/4"-20 x 1 1/2"  
Button head cap screw  
(x4)

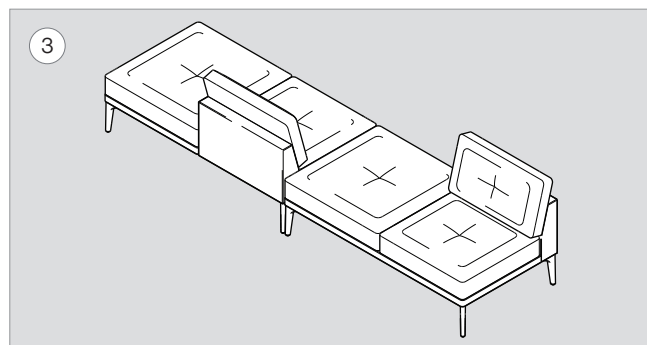
1/4"  
Flat washer  
(x4)



Using the 5/32" hex key, fasten the ganging plate to the bench with 1/4"-20 x 1 1/2" button head cap screw (x4) and 1/4" Flatwasher (x4).



Repeat Step 1 for the second bench.



Place the ganged bench into its final position.