

ACHELLA MODULAR // DESIGNED BY CHRIS PANICHELLA



PRODUCT FEATURES:

- » Lounge chairs available in two back heights: 29¹/₂" or 32¹/₂".
- » Maximum weight capacity is 350 lbs.
- » Tables available in five sizes; benches available in three sizes.
- » All models feature 5" high cast aluminum legs.
- » All dimensions are nominal.

SEATING POWER UNITS:

- » Available on individual lounge chairs and armless seat end-units.
- » Black or white finish with 120" electrical cord (no hardwire option available for this series).
- » UL listed.



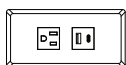
PX1
5¹/₄" W x 2¹/₂" D
One outlet, one USB-A and one USB-C charging port



PX2
6⁵/₈" W x 2¹/₂" D
Two outlets, one USB-A and one USB-C charging port

TABLE POWER UNITS:

- » Available on table sizes.
- » Black or white finish with 120" electrical cord (no hardwire option available for this series).
- » UL listed.



PX3
5⁷/₈" W x 2⁷/₈" D
One outlet, one USB-A and one USB-C charging port

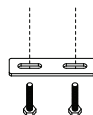


PX4
7¹/₄" W x 2⁷/₈" D
Two outlets, one USB-A and one USB-C charging port

ACHELLA MODULAR // DESIGNED BY CHRIS PANICHELLA

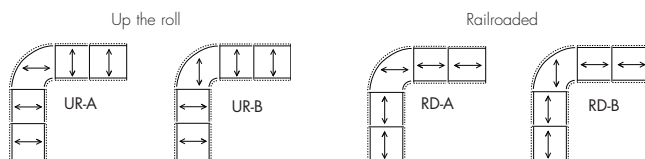
GANGING BRACKET:

- » One set contains two brackets for connecting two units together.
- » Field assembly required.



SPECIFICATIONS:

- » Upholstery direction must be specified on 90-degree benches when patterned fabrics are selected. In the absence of specific instructions, Arcadia reserves the right to upholster units at our discretion.



- » Tables available in maple veneer, laminate and Corian.
- » All standard and custom wood finishes available.
- » For Super Matte Sable Maple finish, upcharge applies. Refer to options section for pricing.
- » For custom wood finishes, please add one-time upcharge of \$472 List per color per order.
- » For custom laminates, add \$590 List per color per order. Pre-approval required, please contact client services.
- » Corian top available in four standard colors and is 1/2" thick in lieu of standard table top thickness of 3/4". For non-standard colors, please contact client services for pricing.
- » **Table with laminate or Corian top, finish selection for table body must be specified.**

METAL LEG FINISHES:

- » 0299 Polished Aluminum
- » 0535 Metallic Silver
- » 0630 Satin Black

CORIAN® COLORS:

- » CWN Designer White
- » CLN Linen
- » CTD Witch Hazel
- » CRC Rain Cloud
- » CGQ Grey Onyx
- » CSQ Stonique

ORDERING REQUIREMENTS:

- » Model number
- » Leg finish
- » Upholstery selection
- » Options, as applicable

ACHELLA MODULAR // DESIGNED BY CHRIS PANICHELLA

ORDERING REQUIREMENTS:

- » Model number
- » Metal leg finish
- » Upholstery selection
- » Options, as applicable

MODEL NUMBER	PRODUCT SPECIFICATIONS	FABRIC GRADES										LEATHER	
		COM	A	1	2	COL 3	4	5	6	7	8	L1	L2
2751	Lounge Chair, Armless 30-Degree Inside Wedge W 36 ³ / ₄ D 28 ¹ / ₂ H 29 ¹ / ₂ Seat Height 18 Inside Seat Width 20 ³ / ₄ - 32 ¹ / ₂ Inside Seat Depth 20 ¹ / ₄ 3 yds. 39 lbs. COL 60 sq. ft.	1694	1868	1955	2009	2096	2192	2282	2372	2456	2555	2966	3281
2752	Lounge Chair, Right Arm 30-Degree Inside Wedge W 39 ¹ / ₄ D 28 ¹ / ₂ H 29 ¹ / ₂ Seat Height 18 Inside Seat Width 20 ³ / ₄ - 32 ¹ / ₂ Inside Seat Depth 20 ¹ / ₄ Arm Height 25 ³ / ₄ 4 ¹ / ₂ yds. 52 lbs. COL 90 sq. ft.	1970	2231	2362	2443	2573	2717	2852	2987	3113	3262	3878	4351
2753	Lounge Chair, Left Arm 30-Degree Inside Wedge W 39 ¹ / ₄ D 28 ¹ / ₂ H 29 ¹ / ₂ Seat Height 18 Inside Seat Width 20 ³ / ₄ - 32 ¹ / ₂ Inside Seat Depth 20 ¹ / ₄ Arm Height 25 ³ / ₄ 4 ¹ / ₂ yds. 52 lbs. COL 90 sq. ft.	1970	2231	2362	2443	2573	2717	2852	2987	3113	3262	3878	4351
2754	Lounge Chair, Right & Left Arm 30-Degree Inside Wedge W 41 ³ / ₄ D 28 ¹ / ₂ H 29 ¹ / ₂ Seat Height 18 Inside Seat Width 20 ³ / ₄ - 32 ¹ / ₂ Inside Seat Depth 20 ¹ / ₄ Arm Height 25 ³ / ₄ 5 ³ / ₄ yds. 65 lbs. COL 115 sq. ft.	2205	2539	2706	2809	2976	3160	3332	3505	3666	3856	4643	5247
OPTIONS													

ACHELLA MODULAR // DESIGNED BY CHRIS PANICHELLA

ORDERING REQUIREMENTS:

- » Model number
- » Metal leg finish
- » Upholstery selection
- » Options, as applicable




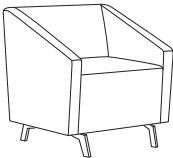
MODEL NUMBER	PRODUCT SPECIFICATIONS	FABRIC GRADES										LEATHER	
		COM	A	1	2	COL 3	4	5	6	7	8	L1	L2
2761	Lounge Chair, Armless 30-Degree Outside Wedge W 36 ³ / ₄ D 28 ¹ / ₂ H 29 ¹ / ₂ Seat Height 18 Inside Seat Width 32 ¹ / ₂ -20 ³ / ₄ Inside Seat Depth 20 ¹ / ₄ 2 ³ / ₄ yds. 39 lbs. COL 55 sq. ft.	1760	1920	2000	2049	2129	2217	2299	2382	2459	2550	2926	3215
2762	Lounge Chair, Right Arm 30-Degree Outside Wedge W 39 ¹ / ₄ D 28 ¹ / ₂ H 29 ¹ / ₂ Seat Height 18 Inside Seat Width 32 ¹ / ₂ -20 ³ / ₄ Inside Seat Depth 20 ¹ / ₄ Arm Height 25 ³ / ₄ 3 ³ / ₄ yds. 52 lbs. COL 75 sq. ft.	2040	2258	2367	2434	2543	2663	2775	2888	2993	3117	3630	4024
2763	Lounge Chair, Left Arm 30-Degree Outside Wedge W 39 ¹ / ₄ D 28 ¹ / ₂ H 29 ¹ / ₂ Seat Height 18 Inside Seat Width 32 ¹ / ₂ -20 ³ / ₄ Inside Seat Depth 20 ¹ / ₄ Arm Height 25 ³ / ₄ 3 ³ / ₄ yds. 52 lbs. COL 75 sq. ft.	2040	2258	2367	2434	2543	2663	2775	2888	2993	3117	3630	4024
2764	Lounge Chair, Right & Left Arm 30-Degree Outside Wedge W 41 ³ / ₄ D 28 ¹ / ₂ H 29 ¹ / ₂ Seat Height 18 Inside Seat Width 32 ¹ / ₂ -20 ³ / ₄ Inside Seat Depth 20 ¹ / ₄ Arm Height 25 ³ / ₄ 5 ¹ / ₄ yds. 65 lbs. COL 105 sq. ft.	2318	2623	2775	2870	3022	3190	3347	3505	3652	3825	4544	5096
OPTIONS													

-NS04	Non-Skid Glides	25
-GC01 (ordered separately)	Ganging Connector	63

ACHELLA MODULAR // DESIGNED BY CHRIS PANICHELLA

ORDERING REQUIREMENTS:





- » Model number
- » Metal leg finish
- » Upholstery selection
- » Options, as applicable

MODEL NUMBER	PRODUCT SPECIFICATIONS	FABRIC GRADES										LEATHER	
		COM	A	1	2	COL 3	4	5	6	7	8	L1	L2
2771	Lounge Chair, Armless Straight W 22 D 28 ¹ / ₂ H 29 ¹ / ₂ Seat Height 18 Inside Seat Width 22 Inside Seat Depth 20 ¹ / ₄ 2 ¹ / ₂ yds. 32 lbs. COL 50 sq. ft.	1621	1766	1839	1884	1956	2036	2111	2186	2256	2339	2681	2944
													
2772	Lounge Chair, Right Arm Straight W 24 ¹ / ₂ D 28 ¹ / ₂ H 29 ¹ / ₂ Seat Height 18 Inside Seat Width 22 Inside Seat Depth 20 ¹ / ₄ Arm Height 25 ³ / ₄ 3 ¹ / ₂ yds. 46 lbs. COL 70 sq. ft.	1898	2101	2203	2266	2367	2479	2584	2689	2787	2903	3382	3750
													
2773	Lounge Chair, Left Arm Straight W 24 ¹ / ₂ D 28 ¹ / ₂ H 29 ¹ / ₂ Seat Height 18 Inside Seat Width 22 Inside Seat Depth 20 ¹ / ₄ Arm Height 25 ³ / ₄ 3 ¹ / ₂ yds. 46 lbs. COL 70 sq. ft.	1898	2101	2203	2266	2367	2479	2584	2689	2787	2903	3382	3750
													
2774	Lounge Chair, Right & Left Arm Straight W 27 D 28 ¹ / ₂ H 29 ¹ / ₂ Seat Height 18 Inside Seat Width 22 Inside Seat Depth 20 ¹ / ₄ Arm Height 25 ³ / ₄ 4 ³ / ₄ yds. 60 lbs. COL 95 sq. ft.	2134	2410	2548	2633	2771	2923	3065	3208	3341	3498	4148	4647
													
OPTIONS													
-NS04	Non-Skid Glides	25											
-GC01 (ordered separately)	Ganging Connector	63											

ACHELLA MODULAR // DESIGNED BY CHRIS PANICHELLA

ORDERING REQUIREMENTS:





- » Model number
- » Metal leg finish
- » Upholstery selection
- » Options, as applicable

MODEL NUMBER	PRODUCT SPECIFICATIONS	FABRIC GRADES										LEATHER	
		COM	A	1	2	COL 3	4	5	6	7	8	L1	L2
2751-H	 High Back Lounge Chair, Armless 30-Degree Inside Wedge W 36 ³ / ₄ D 28 ¹ / ₂ H 32 ¹ / ₂ Seat Height 18 Inside Seat Width 20 ³ / ₄ - 32 ¹ / ₂ Inside Seat Depth 20 ¹ / ₄ 3 ¹ / ₂ yds. 39 lbs. COL 70 sq. ft.	1798	2001	2103	2166	2267	2379	2484	2589	2687	2803	3282	3650
2752-H	 High Back Lounge Chair, Right Arm 30-Degree Inside Wedge W 39 ¹ / ₄ D 28 ¹ / ₂ H 32 ¹ / ₂ Seat Height 18 Inside Seat Width 20 ³ / ₄ - 32 ¹ / ₂ Inside Seat Depth 20 ¹ / ₄ Arm Height 25 ³ / ₄ 4 ¹ / ₂ yds. 52 lbs. COL 90 sq. ft.	2035	2296	2427	2508	2638	2782	2917	3052	3178	3327	3943	4416
2753-H	 High Back Lounge Chair, Left Arm 30-Degree Inside Wedge W 39 ¹ / ₄ D 28 ¹ / ₂ H 32 ¹ / ₂ Seat Height 18 Inside Seat Width 20 ³ / ₄ - 32 ¹ / ₂ Inside Seat Depth 20 ¹ / ₄ Arm Height 25 ³ / ₄ 4 ¹ / ₂ yds. 52 lbs. COL 90 sq. ft.	2035	2296	2427	2508	2638	2782	2917	3052	3178	3327	3943	4416
2754-H	 High Back Lounge Chair, Right & Left Arm, 30-Degree Inside Wedge W 41 ³ / ₄ D 28 ¹ / ₂ H 32 ¹ / ₂ Seat Height 18 Inside Seat Width 20 ³ / ₄ - 32 ¹ / ₂ Inside Seat Depth 20 ¹ / ₄ Arm Height 25 ³ / ₄ 5 ³ / ₄ yds. 65 lbs. COL 115 sq. ft.	2309	2643	2810	2913	3080	3264	3436	3609	3770	3960	4747	5351
OPTIONS													
-NS04	Non-Skid Glides	25											
-GC01 (ordered separately)	Ganging Connector	63											

ACHELLA MODULAR // DESIGNED BY CHRIS PANICHELLA

ORDERING REQUIREMENTS:

- » Model number
- » Metal leg finish
- » Upholstery selection
- » Options, as applicable

MODEL NUMBER	PRODUCT SPECIFICATIONS	FABRIC GRADES								LEATHER			
		COM	A	1	2	COL 3	4	5	6	7	8	L1	L2
2761-H	 High Back Lounge Chair, Armless 30-Degree Outside Wedge W 36 ³ / ₄ D 28 ¹ / ₂ H 32 ¹ / ₂ Seat Height 18 Inside Seat Width 32 ¹ / ₂ -20 ³ / ₄ Inside Seat Depth 20 ¹ / ₄ 2 ³ / ₄ yds. 39 lbs. COL 55 sq. ft.	1864	2024	2104	2153	2233	2321	2403	2486	2563	2654	3030	3319
2762-H	 High Back Lounge Chair, Right Arm 30-Degree Outside Wedge W 39 ¹ / ₄ D 28 ¹ / ₂ H 32 ¹ / ₂ Seat Height 18 Inside Seat Width 32 ¹ / ₂ -20 ³ / ₄ Inside Seat Depth 20 ¹ / ₄ Arm Height 25 ³ / ₄ 4 yds. 52 lbs. COL 80 sq. ft.	2004	2236	2352	2424	2540	2668	2788	2908	3020	3152	3700	4120
2763-H	 High Back Lounge Chair, Left Arm 30-Degree Outside Wedge W 39 ¹ / ₄ D 28 ¹ / ₂ H 32 ¹ / ₂ Seat Height 18 Inside Seat Width 32 ¹ / ₂ -20 ³ / ₄ Inside Seat Depth 20 ¹ / ₄ Arm Height 25 ³ / ₄ 4 yds. 52 lbs. COL 80 sq. ft.	2004	2236	2352	2424	2540	2668	2788	2908	3020	3152	3700	4120
2764-H	 High Back Lounge Chair, Right & Left Arm, 30-Degree Outside Wedge W 41 ³ / ₄ D 28 ¹ / ₂ H 32 ¹ / ₂ Seat Height 18 Inside Seat Width 32 ¹ / ₂ -20 ³ / ₄ Inside Seat Depth 20 ¹ / ₄ Arm Height 25 ³ / ₄ 5 ¹ / ₄ yds. 65 lbs. COL 105 sq. ft.	2371	2676	2828	2923	3075	3243	3400	3558	3705	3878	4597	5149
OPTIONS													

ACHELLA MODULAR // DESIGNED BY CHRIS PANICHELLA

ORDERING REQUIREMENTS:

- » Model number
- » Metal leg finish
- » Upholstery selection
- » Options, as applicable

MODEL NUMBER	PRODUCT SPECIFICATIONS	FABRIC GRADES										LEATHER	
		COM	A	1	2	COL 3	4	5	6	7	8	L1	L2
2771-H	High Back Lounge Chair, Armless Straight W 22 D 28 ¹ / ₂ H 32 ¹ / ₂ Seat Height 18 Inside Seat Width 22 Inside Seat Depth 20 ¹ / ₄ 2 ¹ / ₂ yds. 32 lbs. COL 50 sq. ft.	1723	1868	1941	1986	2058	2138	2213	2288	2358	2441	2783	3046
2772-H	High Back Lounge Chair, Right Arm Straight W 24 ¹ / ₂ D 28 ¹ / ₂ H 32 ¹ / ₂ Seat Height 18 Inside Seat Width 22 Inside Seat Depth 20 ¹ / ₄ Arm Height 25 ³ / ₄ 3 ³ / ₄ yds. 46 lbs. COL 75 sq. ft.	1964	2182	2291	2358	2467	2587	2699	2812	2917	3041	3554	3948
2773-H	High Back Lounge Chair, Left Arm Straight W 24 ¹ / ₂ D 28 ¹ / ₂ H 32 ¹ / ₂ Seat Height 18 Inside Seat Width 22 Inside Seat Depth 20 ¹ / ₄ Arm Height 25 ³ / ₄ 3 ³ / ₄ yds. 46 lbs. COL 75 sq. ft.	1964	2182	2291	2358	2467	2587	2699	2812	2917	3041	3554	3948
2774-H	High Back Lounge Chair, Right & Left Arm, Straight W 27 D 28 ¹ / ₂ H 32 ¹ / ₂ Seat Height 18 Inside Seat Width 22 Inside Seat Depth 20 ¹ / ₄ Arm Height 25 ³ / ₄ 5 yds. 60 lbs. COL 100 sq. ft.	2237	2527	2672	2762	2907	3067	3217	3367	3507	3672	4357	4882
OPTIONS													
-NS04	Non-Skid Glides	25											
-GC01 (ordered separately)	Ganging Connector	63											

ACHELLA MODULAR // DESIGNED BY CHRIS PANICHELLA

ORDERING REQUIREMENTS:

- » Model number
- » Metal leg finish
- » Upholstery selection
- » Options, as applicable

MODEL NUMBER	PRODUCT SPECIFICATIONS	FABRIC GRADES										LEATHER	
		COM	A	1	2	COL 3	4	5	6	7	8	L1	L2
2780	Straight Bench W 22 D 26 ³ / ₄ H 18 Seat Height 18 1 ¹ / ₂ yds. 30 lbs. COL 30 sq. ft.	1348	1435	1479	1506	1549	1597	1642	1687	1729	1779	1984	2142
2785	30-Degree Bench W 22 ¹ / ₂ - 36 ³ / ₄ D 26 ³ / ₄ H 18 Seat Height 18 2 ¹ / ₄ yds. 30 lbs. COL 45 sq. ft.	1529	1660	1725	1766	1831	1903	1970	2038	2101	2175	2483	2720
2786	90-Degree Bench W 34 D 26 ³ / ₄ H 18 Seat Height 18 2 ¹ / ₄ yds. 30 lbs. COL 45 sq. ft.	1892	2023	2088	2129	2194	2266	2333	2401	2464	2538	2846	3083
OPTIONS													



-NS04	Non-Skid Glides	25
-GC01 (ordered separately)	Ganging Connector	63

ACHELLA MODULAR // DESIGNED BY CHRIS PANICHELLA

ORDERING REQUIREMENTS:

- » Model number
- » Wood finish
- » Metal leg finish
- » Options, as applicable

Note: Table with laminate or Corian top, finish selection for table body must be specified.

MODEL NUMBER	PRODUCT SPECIFICATIONS	TABLE TOP FINISH	
		VENEER OR LAMINATE	CORIAN (-CO)
2791 	12" Straight Table W 12 D 25 ¹ / ₄ H 16 27 lbs.	1360	1775
2792 	22" Straight Table W 22 D 25 ¹ / ₄ H 16 43 lbs.	1654	2508
OPTIONS			
-SM04	Super Matte Sable Wood Finish	40	
-PX3-()	Power Matrix 3 (one power, one USB-A, one USB-C)	472	
-PX4-()	Power Matrix 4 (dual power, one USB-A, one USB-C)	494	
-NS04	Non-Skid Glides	25	
-GC01 (ordered separately)	Ganging Connector	63	




Note: For power matrix faceplate, please specify black (-B) or white (-W) finish.

ACHELLA MODULAR // DESIGNED BY CHRIS PANICHELLA

ORDERING REQUIREMENTS:

- » Model number
- » Wood finish
- » Metal leg finish
- » Options, as applicable

Note: Table with laminate or Corian top, finish selection for table body must be specified.

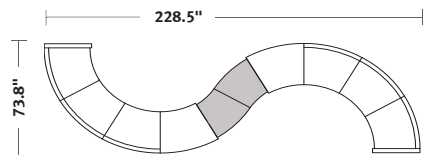
MODEL NUMBER	PRODUCT SPECIFICATIONS	TABLE TOP FINISH	
		VENEER OR LAMINATE	CORIAN (-CO)
2796 	30-Degree Narrow Table W 20 D 25 ¹ / ₂ H 16 28 lbs.	1587	2438
2797 	30-Degree Wide Table W 28 D 25 ¹ / ₂ H 16 37 lbs.	1882	2952
2798 	90-Degree Table W 43 D 23 H 16 47 lbs.	2055	3843

OPTIONS		
-SM04	Super Matte Sable Wood Finish	40
-PX3-()	Power Matrix 1 (one power, one USB-A, one USB-C)	472
-PX4-()	Power Matrix 2 (dual power, one USB-A, one USB-C)	494
-NS04	Non-Skid Glides	25
-GC01 (ordered separately)	Ganging Connector	63

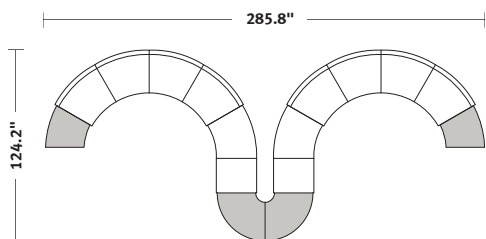
Note: For power matrix faceplate, please specify black (-B) or white (-W) finish.

ACHELLA MODULAR // DESIGNED BY CHRIS PANICHELLA

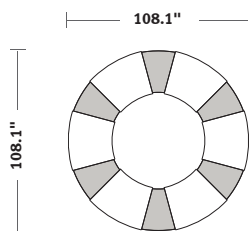
CONFIGURATION EXAMPLES:



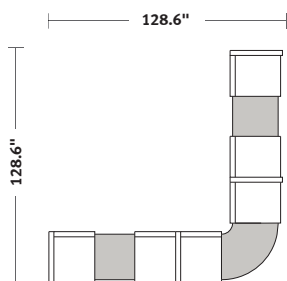
Qty	Model #	Description	COM List
2	2753	Lounge Chair, Left Arm, 30-Degree Inside Wedge (\$1,970 ea)	\$3,940
4	2751	Lounge Chair, Armless, 30-Degree Inside Wedge (\$1,694 ea)	\$6,776
2	2785	Bench, 30-Degree Wedge (\$1,529 ea)	\$3,058
2	2797	Table, 30-Degree Wide (\$1,882 ea)	\$3,764
10			\$17,538



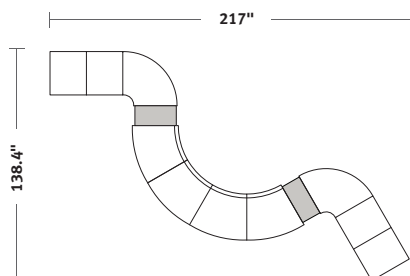
Qty	Model #	Description	COM List
2	2797	Table, 30-Degree Wide (\$1,882 ea)	\$3,764
8	2751	Lounge Chair, Armless, 30-Degree Inside Wedge (\$1,694 ea)	\$13,552
2	2785	Bench, 30-Degree Wedge (\$1,529 ea)	\$3,058
2	2780	Bench, Straight (\$1,348 ea)	\$2,696
2	2798	Table, 90-Degree (\$2,055 ea)	\$4,110
16			\$27,180



Qty	Model #	Description	COM List
6	2785	Bench, 30-Degree Wedge (\$1,529 ea)	\$9,174
6	2796	Table, 30-Degree Narrow (\$1,587 ea)	\$9,522
12			\$18,696



Qty	Model #	Description	COM List
3	2772	Lounge Chair, Right Arm, Straight (\$1,898 ea)	\$5,694
2	2792	Table, 22" Straight (\$1,654 ea)	\$3,308
2	2771	Lounge Chair, Armless, Straight (\$1,621 ea)	\$3,242
1	2798	Table, 90-Degree, Outside Wedge	\$2,055
1	2773	Lounge Chair, Left Arm, Straight	\$1,898
9			\$16,197




Qty	Model #	Description	COM List
4	2780	Bench, Straight (\$1,348ea)	\$5,392
2	2786	Bench, 90-Degree (\$1,892 ea)	\$3,784
2	2791	Table, 12" Straight (\$1,360 ea)	\$2,720
4	2761	Lounge Chair, Armless, 30-Degree Outside Wedge (\$1,760 ea)	\$7,040
12			\$18,936

Note: Achella ganging connectors not included in pricing examples as shown above.

ACHELLA MODULAR // DESIGNED BY CHRIS PANICHELLA


UPHOLSTERY COMBINATIONS:

- » When combining two COM/COV/COL fabrics, or fabrics with the same grade, add \$105 List per unit.
- » When combining three COM/COV/COL fabrics, or fabrics with the same grade, add \$135 List per unit.
- » When combining different grades of fabric, price will be based on the highest grade specified.
- » Two-tone upholstery examples and yardage requirements for the most common combinations are listed below. Additional combinations available, please contact client services for yardage requirements and pricing.
- » Note: Yardage amounts are based on fabric which is plain (i.e. non-directional) and a full 54" wide.
- » Appropriate upholstery code must be included.



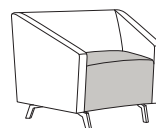
Code AM1

Model COM Requirement
2751 Seat Cushion Only = $1\frac{1}{2}$ yds.
Balance of Chair = $2\frac{1}{4}$ yds.




Code AM2

Model COM Requirement
2752 Seat Cushion Only = $1\frac{1}{2}$ yds.
2753 Balance of Chair = 3 yds.



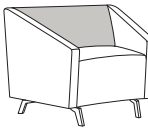
Code AM3

Model COM Requirement
2754 Seat Cushion Only = $1\frac{1}{2}$ yds.
Balance of Chair = 4 yds.




Code AM4

Model COM Requirement
2752 Inside/Outside Back = $1\frac{3}{4}$ yds.
2753 Balance of Chair = $2\frac{3}{4}$ yds.




Code AM5

Model COM Requirement
2754 Inside/Outside Back = $1\frac{3}{4}$ yds.
Balance of Chair = $3\frac{3}{4}$ yds.



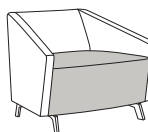
Code AM6

Model COM Requirement
2761 Seat Cushion Only = $1\frac{3}{4}$ yds.
Balance of Chair = $1\frac{1}{2}$ yds.




Code AM7

Model COM Requirement
2762 Seat Cushion Only = $1\frac{3}{4}$ yds.
2763 Balance of Chair = $2\frac{1}{2}$ yds.




Code AM8

Model COM Requirement
2764 Seat Cushion Only = $1\frac{3}{4}$ yds.
Balance of Chair = $3\frac{1}{2}$ yds.




Code AM9

Model COM Requirement
2762 Inside/Outside Back = $1\frac{1}{2}$ yds.
2763 Balance of Chair = $2\frac{3}{4}$ yds.




Code AM10

Model COM Requirement
2764 Inside/Outside Back = $1\frac{1}{2}$ yds.
Balance of Chair = $3\frac{3}{4}$ yds.



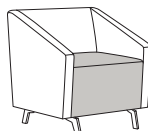
Code AM11

Model COM Requirement
2771 Seat Cushion Only = $1\frac{1}{2}$ yds.
Balance of Chair = $1\frac{3}{4}$ yds.




Code AM12

Model COM Requirement
2772 Seat Cushion Only = $1\frac{1}{2}$ yds.
2773 Balance of Chair = 3 yds.



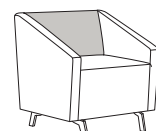
Code AM13

Model COM Requirement
2774 Seat Cushion Only = $1\frac{1}{4}$ yds.
Balance of Chair = $4\frac{1}{2}$ yds.



Code AM14

Model COM Requirement
2772 Inside/Outside Back = $1\frac{1}{2}$ yds.
2773 Balance of Chair = $2\frac{3}{4}$ yds.




Code AM15

Model COM Requirement
2774 Inside/Outside Back = $1\frac{1}{2}$ yds.
Balance of Chair = $3\frac{1}{2}$ yds.

ACHELLA MODULAR // DESIGNED BY CHRIS PANICHELLA

UPHOLSTERY COMBINATIONS:


- » When combining two COM/COV/COL fabrics, or fabrics with the same grade, add \$105 List per unit.
- » When combining three COM/COV/COL fabrics, or fabrics with the same grade, add \$135 List per unit.
- » When combining different grades of fabric, price will be based on the highest grade specified.
- » Two-tone upholstery examples and yardage requirements for the most common combinations are listed below. Additional combinations available, please contact client services for yardage requirements and pricing.
- » Note: Yardage amounts are based on fabric which is plain (i.e. non-directional) and a full 54" wide.
- » Appropriate upholstery code must be included.



Code AM16

Model COM Requirement

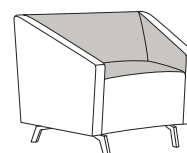
2751 Inside Back/Top of Seat = $1\frac{1}{2}$ yds.
Balance of Chair = $1\frac{3}{4}$ yds.



Code AM17

Model COM Requirement


2752 Inside Back/Top of Seat/
2753 Inside Arm = $2\frac{1}{4}$ yds.
Balance of Chair = $2\frac{1}{4}$ yds.



Code AM18

Model COM Requirement

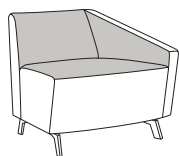
2754 Inside Back/Top of Seat/
Inside Arm = $2\frac{3}{4}$ yds.
Balance of Chair = $2\frac{1}{2}$ yds.



Code AM19

Model COM Requirement

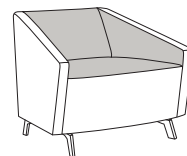
2761 Inside Back/Top of Seat = $1\frac{1}{2}$ yds.
Balance of Chair = $1\frac{3}{4}$ yds.



Code AM20

Model COM Requirement


2762 Inside Back/Top of Seat/
2763 Inside Arm = 2 yds.
Balance of Chair = 2 yds.



Code AM21

Model COM Requirement

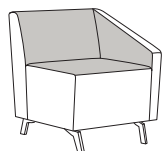
2764 Inside Back/Top of Seat/
Inside Arm = $2\frac{1}{2}$ yds.
Balance of Chair = $2\frac{1}{2}$ yds.



Code AM22

Model COM Requirement

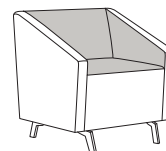
2771 Inside Back/Top of Seat = 1 yd.
Balance of Chair = $1\frac{3}{4}$ yds.



Code AM23

Model COM Requirement


2772 Inside Back/Top of Seat/
2773 Inside Arm = $1\frac{1}{2}$ yds.
Balance of Chair = $1\frac{3}{4}$ yds.



Code AM24

Model COM Requirement


2774 Inside Back/Top of Seat/
Inside Arm = 2 yds.
Balance of Chair = $2\frac{1}{4}$ yds.



Code AH1

Model COM Requirement


2751-H Seat Cushion Only = $1\frac{1}{2}$ yds.
Balance of Chair = $2\frac{1}{4}$ yds.



Code AH2

Model COM Requirement

2752-H Seat Cushion Only = $1\frac{1}{2}$ yds.
2753-H Balance of Chair = $3\frac{1}{2}$ yds.



Code AH3


Model COM Requirement

2754-H Seat Cushion Only = $1\frac{1}{2}$ yds.
Balance of Chair = $4\frac{1}{2}$ yds.


ACHELLA MODULAR // DESIGNED BY CHRIS PANICHELLA

UPHOLSTERY COMBINATIONS:


- » When combining two COM/COV/COL fabrics, or fabrics with the same grade, add \$105 List per unit.
- » When combining three COM/COV/COL fabrics, or fabrics with the same grade, add \$135 List per unit.
- » When combining different grades of fabric, price will be based on the highest grade specified.
- » Two-tone upholstery examples and yardage requirements for the most common combinations are listed below. Additional combinations available, please contact client services for yardage requirements and pricing.
- » Note: Yardage amounts are based on fabric which is plain (i.e. non-directional) and a full 54" wide.
- » Appropriate upholstery code must be included.




Code **AH4**
Model **COM Requirement**
 2752-H Inside/Outside Back = 2¹/₄ yds.
 2753-H Balance of Chair = 2³/₄ yds.




Code **AH5**
Model **COM Requirement**
 2754-H Inside/Outside Back = 2¹/₄ yds.
 Balance of Chair = 4 yds.




Code **AH6**
Model **COM Requirement**
 2761-H Seat Cushion Only = 1³/₄ yds.
 Balance of Chair = 1³/₄ yds.




Code **AH7**
Model **COM Requirement**
 2762-H Seat Cushion Only = 1³/₄ yds.
 2763-H Balance of Chair = 2³/₄ yds.




Code **AH8**
Model **COM Requirement**
 2764-H Seat Cushion Only = 1³/₄ yds.
 Balance of Chair = 4 yds.




Code **AH9**
Model **COM Requirement**
 2762-H Inside/Outside Back = 1³/₄ yds.
 2763-H Balance of Chair = 2³/₄ yds.



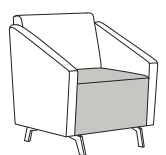
Code **AH10**
Model **COM Requirement**
 2764-H Inside/Outside Back = 1³/₄ yds.
 Balance of Chair = 3³/₄ yds.




Code **AH11**
Model **COM Requirement**
 2771-H Seat Cushion Only = 1¹/₄ yds.
 Balance of Chair = 1³/₄ yds.




Code **AH12**
Model **COM Requirement**
 2772-H Seat Cushion Only = 1¹/₂ yds.
 2773-H Balance of Chair = 3 yds.



Code **AH13**
Model **COM Requirement**
 2774-H Seat Cushion Only = 1¹/₂ yds.
 Balance of Chair = 4 yds.



Code **AH14**
Model **COM Requirement**
 2772-H Inside/Outside Back = 1³/₄ yds.
 2773-H Balance of Chair = 2¹/₂ yds.




Code **AH15**
Model **COM Requirement**
 2774-H Inside/Outside Back = 1³/₄ yds.
 Balance of Chair = 3³/₄ yds.

ACHELLA MODULAR // DESIGNED BY CHRIS PANICHELLA

UPHOLSTERY COMBINATIONS:


- » When combining two COM/COV/COL fabrics, or fabrics with the same grade, add \$105 List per unit.
- » When combining three COM/COV/COL fabrics, or fabrics with the same grade, add \$135 List per unit.
- » When combining different grades of fabric, price will be based on the highest grade specified.
- » Two-tone upholstery examples and yardage requirements for the most common combinations are listed below. Additional combinations available, please contact client services for yardage requirements and pricing.
- » Note: Yardage amounts are based on fabric which is plain (i.e. non-directional) and a full 54" wide.
- » Appropriate upholstery code must be included.




Code AH16
Model 2751-H
COM Requirement
Inside Back/Top of Seat = $1\frac{3}{4}$ yds.
Balance of Chair = 2 yds.




Code AH17
Model 2752-H
COM Requirement
Inside Back/Top of Seat/
Inside Arm = $2\frac{1}{2}$ yds.
Balance of Chair = $2\frac{3}{4}$ yds.




Code AH18
Model 2754-H
COM Requirement
Inside Back/Top of Seat/
Inside Arm = $3\frac{1}{4}$ yds.
Balance of Chair = $3\frac{1}{2}$ yds.



Code AH19
Model 2761-H
COM Requirement
Inside Back/Top of Seat = $1\frac{3}{4}$ yds.
Balance of Chair = 2 yds.




Code AH20
Model 2762-H
COM Requirement
Inside Back/Top of Seat/
Inside Arm = $2\frac{1}{4}$ yds.
Balance of Chair = $2\frac{1}{2}$ yds.



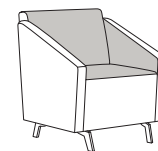
Code AH21
Model 2764-H
COM Requirement
Inside Back/Top of Seat/
Inside Arm = $2\frac{3}{4}$ yds.
Balance of Chair = $3\frac{1}{4}$ yds.



Code AH22
Model 2771-H
COM Requirement
Inside Back/Top of Seat = 1 yd.
Balance of Chair = $1\frac{3}{4}$ yds.



Code AH23
Model 2772
COM Requirement
Inside Back/Top of Seat/
Inside Arm = $1\frac{1}{2}$ yds.
Balance of Chair = $2\frac{1}{4}$ yds.



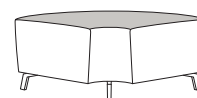
Code AH24
Model 2774-H
COM Requirement
Inside Back/Top of Seat/
Inside Arm = 2 yds.
Balance of Chair = $3\frac{1}{4}$ yds.



Code AM25
Model 2780
COM Requirement
Top of Seat = 1 yd.
Balance of Seat = 1 yd.



Code AM26
Model 2785
COM Requirement
Top of Seat = 1 yd.
Balance of Seat = $1\frac{1}{2}$ yd.



Code AM27
Model 2786
COM Requirement
Top of Seat = 1 yd.
Balance of Seat = $1\frac{1}{2}$ yd.