

## CO-OP MEETING SPACES // DESIGNED BY QDESIGN



### GENERAL PRODUCT FEATURES:

- » Excluding the back and seat cushions, fabric upholstery will always be railroaded.
- » All models standard with 2" high black plinth base only.
- » Plinth base features cut-outs in multiple locations for cord exit requirements (left, center, right).
- » **All units with the exception of single modules, 90-degree back models and 3-sided models, must be either floor mounted or weighted with sandbags (50 lbs. per side for lounge models and 150 lbs. each side for love seat units).**
- » Arcadia supplies concrete lag bolts for securing Co-op units to the floor. If the floor is not concrete, then the Customer is responsible for supplying appropriate materials for securing the unit or, alternatively, utilizing sand bags.
- » **DISCLAIMER: ARCADIA CANNOT BE HELD RESPONSIBLE IF FLOOR MOUNTING OR WEIGHTS ARE NOT UTILIZED FOR INSTALLATION, OR IF CONCRETE LAG BOLTS ARE USED ON A NON-CONCRETE FLOOR.**
- » Please refer to pages 30-36 for multi-tone yardage requirements and applicable pricing.
- » Field-assembly required for all seating models with canopy, units with integrated tables, as well as linking tables, cantilever tables and shelf.
- » Mounting hardware provided for linking tables, cantilever tables and shelf.
- » Linking tables, cantilever tables and shelf cannot be retro-fit to seating units previously ordered. Please include layout to ensure units are mounted to the appropriate side of seating models.
- » All dimensions are nominal.

### SPECIFICATIONS:

- » Integrated table, free-standing table, cantilever table, accent tier, shelf and storage cubby available in maple, walnut and white oak wood species.
- » For Super Matte Sable finish on Maple or White Oak, upcharge applies. Refer to options section for pricing.
- » All standard and custom wood finishes available.
- » For custom wood finishes to tables, accent tier and/or shelf, please add one-time upcharge of \$472 List per color per order.
- » Laminate available in all standard finishes.
- » For custom laminates, add \$590 List per color per order. Pre-approval required, please contact client services.
- » Fenix offered in five standard colorways.
- » For non-standard Fenix options, please contact client services for pricing.
- » Unless specified, wood grain direction will run horizontally on accent tier and lengthwise on all tables.
- » Table bases and shelf support posts available in standard and premium metal finishes.
- » For premium metal finishes, please refer to applicable sections for upcharge amounts.
- » Refer to individual pages for ordering requirements.

# CO-OP MEETING SPACES // DESIGNED BY QDESIGN

INTEGRATED TABLE, FREE-STANDING TABLE, CANTILEVER TABLE AND SHELF EDGE DETAIL:



- » Table/shelf with veneer top, wood edge finish will match top finish color, unless otherwise specified.
- » Table/shelf with laminate or Fenix top, self edge is standard, unless otherwise specified (laminate or Fenix applied to edge).

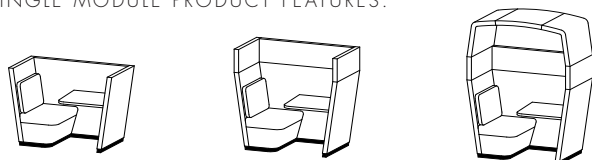
STANDARD FINISH COLORS (FOR TABLE SUPPORT POST, SHELF POST AND FREE-STANDING TABLE BASE):

- » 0199 Chrome
- » 0405 Charcoal Grey
- » 0535 Metallic Silver
- » 0630 Satin Black

PREMIUM FINISH COLORS (FOR TABLE SUPPORT POST, SHELF POST AND FREE-STANDING TABLE BASE):

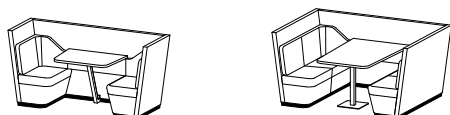
- » 0605 Matte Black
- » 1105 Canary
- » 0705 Matte Cotton
- » 1205 Stone
- » 0788 Glossy Cotton
- » 1305 Sage
- » 0805 Oasis
- » 1405 Ice Blue
- » 0905 Mint
- » 1505 Clay
- » 1005 Mercury

SINGLE MODULE PRODUCT FEATURES:



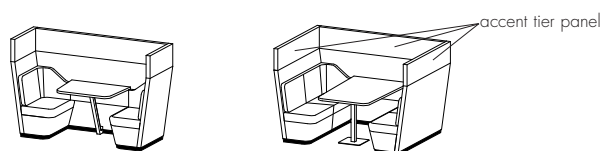
- » Public free-standing, private free-standing and private free-standing with full canopy offered.
- » Accent tier panel available in upholstery, veneer or laminate. Refer to Accent Tier product features section (page 4) for information.
- » Modules come standard with 27" high integrated table.
- » Overhead recessed LED swivel light available on full canopy models. Single fixture measures 2<sup>5</sup>/<sub>8</sub>" in diameter and draws 3 watts. Features touch-controlled power button next to seat back cushion.
- » Power units available on front and side of seating units and on tables, please specify location.

PUBLIC THREE-SIDED UNIT PRODUCT FEATURES:



- » Lounge and love seat models, measuring 43<sup>1</sup>/<sub>2</sub>" in height.
- » Offered with 27" high integrated table.
- » Power units available on front and side of seating units and on tables, please specify location.

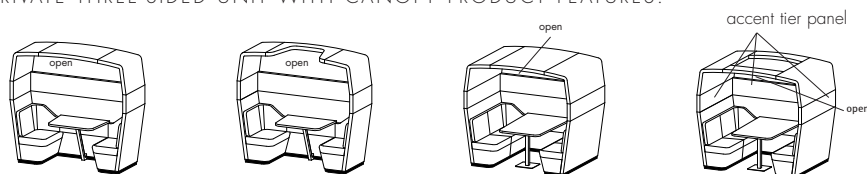
PRIVATE THREE-SIDED UNIT PRODUCT FEATURES:



- » Single modules, lounge and love seat models, measuring 56<sup>3</sup>/<sub>4</sub>" in height.
- » Accent tier panel available in upholstery, veneer or laminate. Refer to Accent Tier product features section (page 4) for information.
- » Offered with 27" high integrated table.
- » Power units available on front and side of seating units and on tables, please specify location.
- » Monitor-ready mounting option includes a PB4 table-mounted power unit. Monitor and mount not included. Refer to page 9 for standard grommet locations.

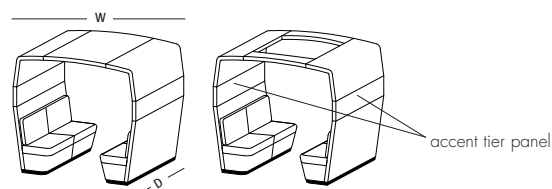
# CO-OP MEETING SPACES // DESIGNED BY QDESIGN

## PRIVATE THREE-SIDED UNIT WITH CANOPY PRODUCT FEATURES:



- » Lounge and love seat models, measuring 88<sup>1</sup>/<sub>2</sub>" in height, available with full, partial or open canopy.
- » **Note: Canopy not available with polyurethane or vinyl upholstery.**
- » Accent tier panel available in upholstery, veneer or laminate material. Refer to Accent Tier product features section (page 4).
- » Offered with 27" high integrated table.
- » Overhead recessed LED swivel light available on full canopy models. Measuring 2<sup>5</sup>/<sub>8</sub>" in diameter and drawing 3 watts each, lounge units come with one fixture, and love seats come with two fixtures. Features touch-controlled power button on left side of seats, as facing, as standard.
- » Cantilever table and shelf available on love seat models only. Refer to individual product features section for information.
- » Power units available on front and side of seating units and on tables, please specify location.
- » Optional linking table (to place between two private love seat units) and storage cubby (for use in side-to-side applications) ordered separately. Refer to individual product features section for information.
- » Monitor-ready mounting option includes a PB4 table-mounted power unit. Monitor and mount not included. Refer to page 9 for standard grommet locations.

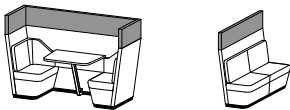
## BOOTH PRODUCT FEATURES:



- » Available in 60" and 72" depths, measuring 88<sup>1</sup>/<sub>2</sub>" in height, with full or open canopy.
- » **Note: Canopy not available with polyurethane or vinyl upholstery.**
- » Accent tier panel available in upholstery, veneer or laminate. Refer to Accent Tier product features section (page 4).
- » Overhead recessed LED swivel light available on full canopy models. Comes with two fixtures, measuring 2<sup>5</sup>/<sub>8</sub>" in diameter and drawing 3 watts each. Features touch-controlled power button on left side of seats, as facing, as standard.
- » Power units available on front and side of seating units, please specify location.
- » Optional cantilever table and shelf available. Refer to individual product features section for information.
- » Optional linking table (to place between two private love seat units) and storage cubby (for use in back-to-back applications) ordered separately. Refer to individual product features section for information.
- » Free-standing tables ordered separately.

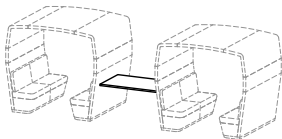
## CO-OP MEETING SPACES // DESIGNED BY QDESIGN

### ACCENT TIER PRODUCT FEATURES:



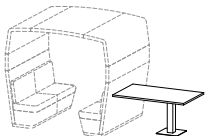
- » Veneer panels available in maple, walnut and white oak wood species and feature horizontal grain direction only.
- » Laminate panels also available and will be applied to both sides as standard.
- » Veneer and laminate can be intermixed (interior and exterior accent tier panel does not have to be the same material). List model number with applicable interior surface material code first, followed by exterior surface material code (e.g. #6512-L-V represents unit with laminate on the interior and veneer on the exterior).
- » Note: upholstery accent tier panel must be upholstered on both interior and exterior of units (cannot mix materials).
- » Solid wood end caps to match accent tier finish, unless otherwise specified.
- » When specifying wood grain laminates and Formica Brite White laminate on accent tier, wood end caps will also match accordingly.
- » For all other solid laminate colors, end cap wood species and finish must be specified.
- » Note: wood grain on solid wood end caps will run vertically.

### LINKING TABLE PRODUCT FEATURES:



- » Linking table can be mounted between any tapered 60" and 72" wide seating unit.
- » 29" and 39" mounted heights.
- » Available in 30" and 36" depths, in lengths of 60" and 72".
- » Optional power units mounted to center of table as standard.

### CANTILEVER TABLE PRODUCT FEATURES:

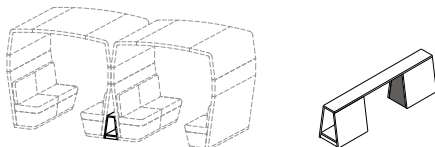


- » Cantilever table can be affixed to any tapered 60" and 72" wide seating unit.
- » 29" and 39" table heights.
- » Available in 30" and 36" depths, in lengths of 60" and 72".
- » Table column dimensions:  $4\frac{3}{4}" \times 4\frac{3}{4}"$ . Table base plate dimensions: 22" x 22".
- » Optional power units mounted to center of table as standard.

## CO-OP MEETING SPACES // DESIGNED BY QDESIGN

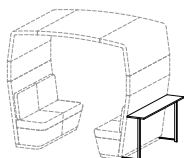
---

### STORAGE CUBBY PRODUCT FEATURES:



- » Double-sided unit fits between tapered spaces of back-to-back 60" and 72" wide models.
- » 60" and 72" lengths available.
- » Inside clearance, per cubby: 6" wide at the top, 10" wide at the bottom and 14<sup>1</sup>/<sub>4</sub>" high.
- » Ships separately.

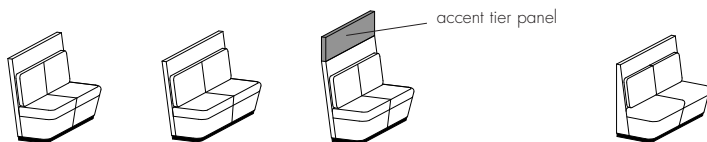
### SHELF PRODUCT FEATURES:



- » Shelf available on all tapered 60" and 72" wide models.
- » Available in 30" and 40" heights.
- » Shelf depth is 12" with 150 lbs. maximum weight allowance.
- » Ships separately and requires field-assembly.

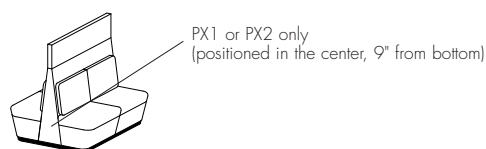
## CO-OP MEETING SPACES // DESIGNED BY QDESIGN

### STAND-ALONE SEATING UNIT PRODUCT FEATURES:



- » Available in 60" and 72" widths, with 43<sup>1</sup>/<sub>2</sub>" and 56<sup>3</sup>/<sub>4</sub>" heights.
- » 90-degree back models also offered.
- » Accent tier panel on 56<sup>3</sup>/<sub>4</sub>" high models available in upholstery, veneer or laminate. Refer to Accent Tier product features section (page 4).
- » Power units available on front and side of seating units, please specify location.
- » Optional storage cubby available. Refer to individual product features section for information. Not offered on 90-degree back models.
- » Please note that shelf is not available on stand-alone seating units.

### BACK-TO-BACK MODELS PRODUCT FEATURES:



- » Available in 60" and 72" widths, with 43<sup>1</sup>/<sub>2</sub>" and 56<sup>3</sup>/<sub>4</sub>" heights.
- » Accent tier panel on 56<sup>3</sup>/<sub>4</sub>" high models available in upholstery, veneer or laminate. Refer to Accent Tier product features section (page 5).
- » Power units available on front and side of seating units. Only PX1 and PX2 units can be used for center-side panel placement, please specify location.
- » Accessories not available.

### SHIPPING:

- » All seating models ship blanket-wrap as standard within the contiguous United States.
- » If cartoning is required, a 20% upcharge on upholstered models (based on the COM List Price) and 5% on all tables and accessories, will be added to each applicable product. Please contact client services for additional information and assistance with cartoning requirements as needed.
- » Please note that Canadian shipments are unable to be shipped blanket-wrapped and a 20% cartoning surcharge will always apply.

# CO-OP MEETING SPACES // DESIGNED BY QDESIGN

## SEATING POWER UNITS:

- » PX1 and PX2 units available for placement below seats.
- » Black or white finish with 120" electrical cord (no hardwire option available for this series).
- » UL listed.



**PX1**  
5<sup>1</sup>/<sub>4</sub>" W x 2<sup>1</sup>/<sub>2</sub>" D  
One outlet, one USB-A and one USB-C charging port



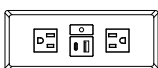
**PX2**  
6<sup>5</sup>/<sub>8</sub>" W x 2<sup>1</sup>/<sub>2</sub>" D  
Two outlets, one USB-A and one USB-C charging port

## TABLE POWER UNITS:

- » PX3 and PX4 units available for placement on table tops.
- » Black or white finish with 120" electrical cord (no hardwire option available for this series).
- » UL listed.



**PX3**  
5<sup>7</sup>/<sub>8</sub>" W x 2<sup>7</sup>/<sub>8</sub>" D  
One outlet, one USB-A and one USB-C charging port

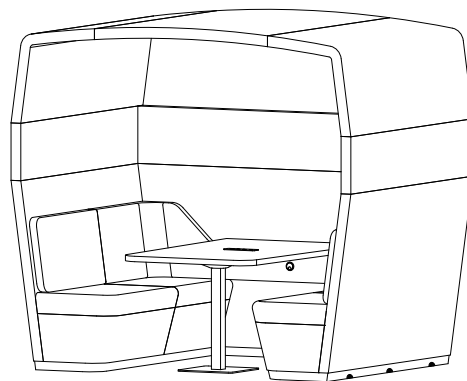
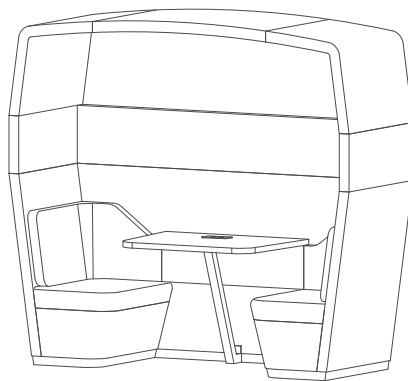
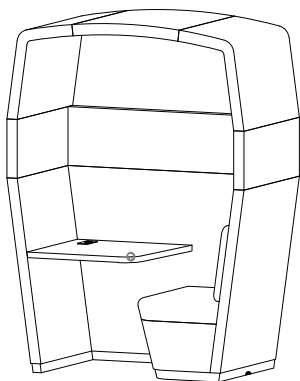


**PX4**  
7<sup>1</sup>/<sub>4</sub>" W x 2<sup>7</sup>/<sub>8</sub>" D  
Two outlets, one USB-A and one USB-C charging port

- » PP2 and PP3 Portal Power units also available for integrated, suspended, cantilever and linking tables only.

## STANDARD POWER UNIT PLACEMENT ON TABLES:

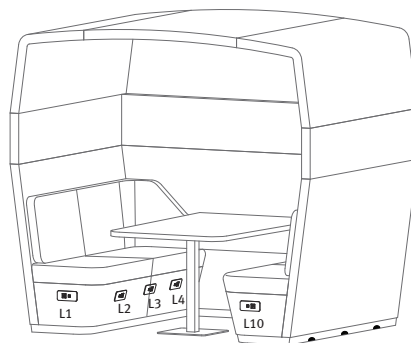
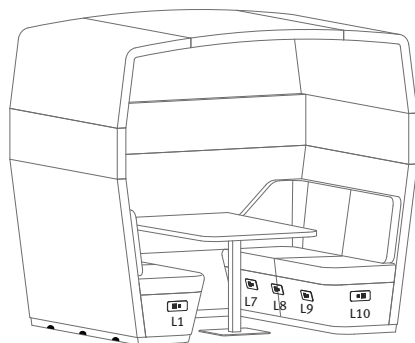
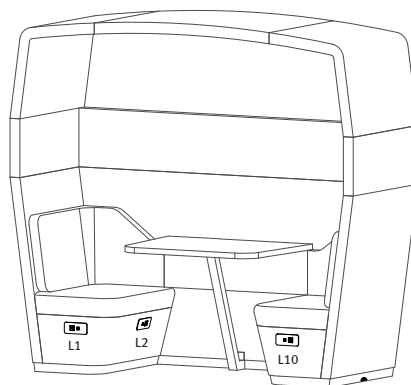
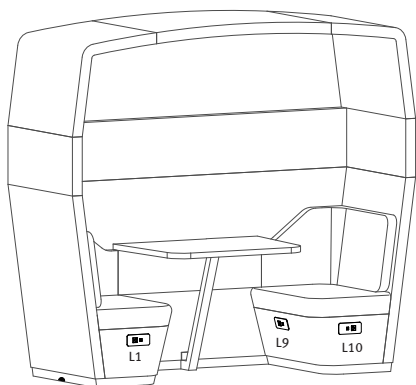
- » Drawings reflect the general standard locations for electrical unit placement.
- » For custom placements, please contact client services.



# CO-OP MEETING SPACES // DESIGNED BY QDESIGN

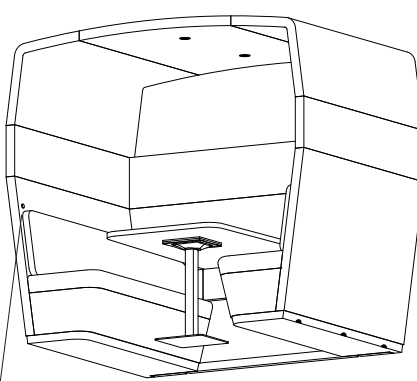
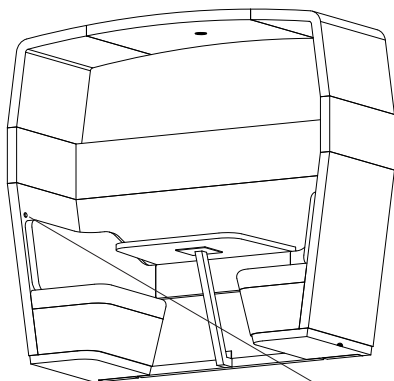
## STANDARD POWER UNIT PLACEMENT, SEATING UNITS:

- » Drawings reflect the general standard locations for electrical unit placement.
- » For custom placements, please contact client services.



## OVERHEAD LED LIGHT FIXTURE AND BUTTON POSITION:

- » Power button standard location is on the left side of unit, as facing.



touch-controlled  
power button

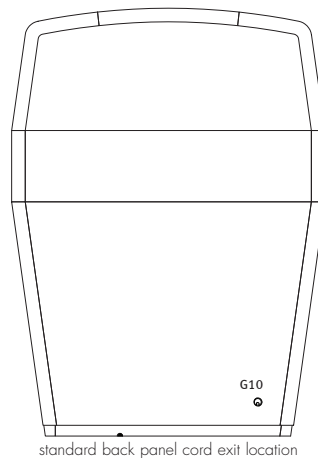
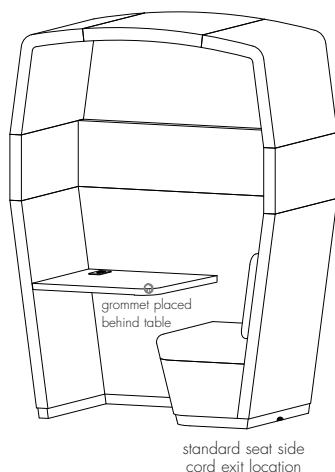


# CO-OP MEETING SPACES // DESIGNED BY QDESIGN

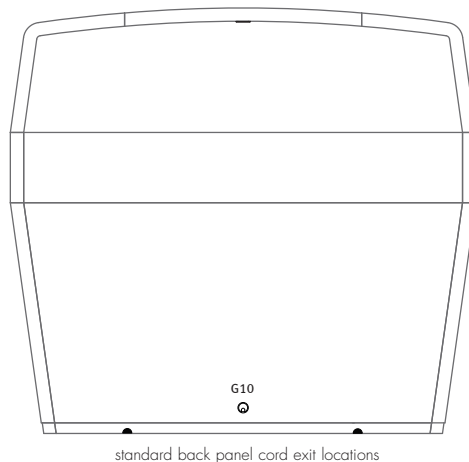
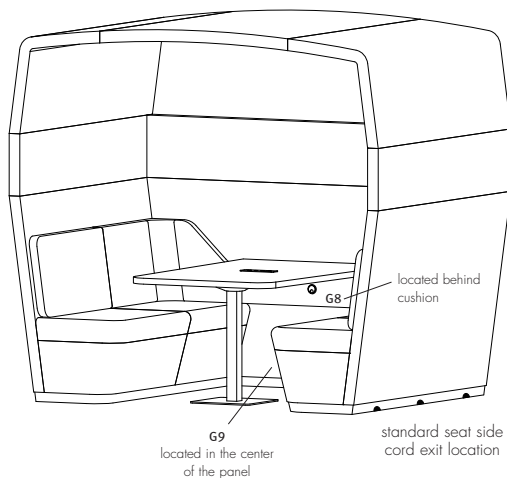
## STANDARD CORD EXIT LOCATION:

- » Plinth base features cut-outs in multiple locations for cord exit requirements. Use the closest exit based on power source location.
- » For table placement power units and tv/monitor integration, refer to illustrations below reflecting grommet location. Grommet available in black only. Maximum tv/monitor size is 42".
- » For custom placements, please contact client services.

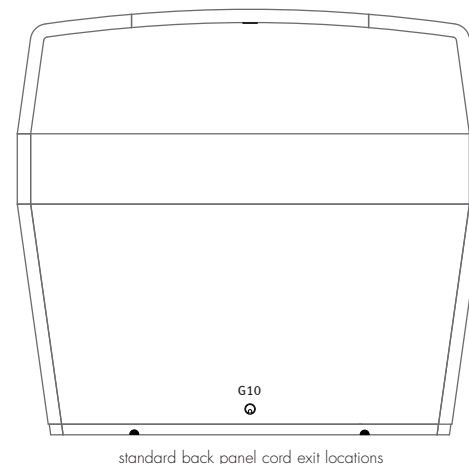
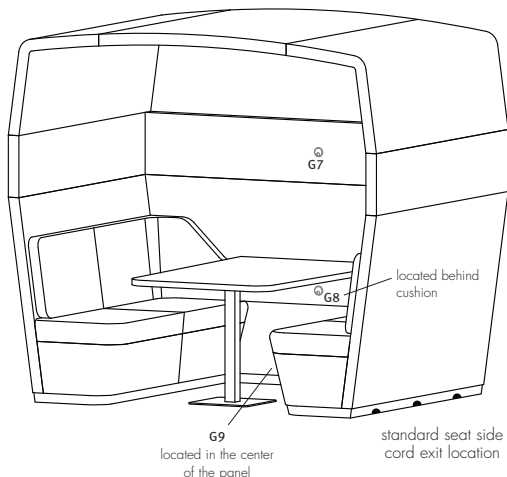
Single Work Lounge with Power Unit Placement on Integrated Table



Lounge/Love Seat Units with Power Unit Placement on Integrated Table



Love Seat Units Specified with TV/Monitor Integration (with or without power unit placement on integrated table)



# CO-OP MEETING SPACES // DESIGNED BY QDESIGN

## ORDERING REQUIREMENTS:

- » Model number
- » Upholstery selection
- » Table wood species
- » Table wood finish
- » Options, as applicable

MODEL NUMBER	PRODUCT SPECIFICATIONS	FABRIC GRADES									
		COM	A	1	2	3	4	5	6	7	8
<b>6514-65TA</b>	<b>Public Single Work Module, Left Side Seated, as Facing</b> W 58 <sup>1</sup> / <sub>2</sub> D 30 H 43 <sup>1</sup> / <sub>2</sub> Seat Height 18 Inside Seat Width 27 <sup>1</sup> / <sub>2</sub> Inside Seat Depth 19 11 <sup>1</sup> / <sub>2</sub> yds. 195 lbs.	6488	7155	7489	7696	8029	8397	8742	9087	9409	9789
<b>6515-65TA</b>	<b>Private Single Work Module, Left Side Seated, as Facing</b> W 58 <sup>1</sup> / <sub>2</sub> D 30 H 56 <sup>3</sup> / <sub>4</sub> Seat Height 18 Inside Seat Width 27 <sup>1</sup> / <sub>2</sub> Inside Seat Depth 19 15 <sup>1</sup> / <sub>2</sub> yds. 220 lbs.	8574	9473	9923	10202	10651	11147	11612	12077	12511	13023
<b>6516-65TA</b>	<b>Private Single Work Module, Full Canopy, Left Side Seated, as Facing</b> W 58 <sup>1</sup> / <sub>2</sub> D 30 H 79 <sup>1</sup> / <sub>2</sub> Seat Height 18 Inside Seat Width 27 <sup>1</sup> / <sub>2</sub> Inside Seat Depth 19 20 <sup>1</sup> / <sub>2</sub> yds. 280 lbs.	11028	12217	12812	13181	13775	14431	15046	15661	16235	16912
OPTIONS											

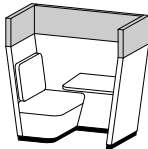
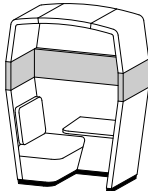
OPTIONS		
-MB02	Moisture Barrier, Seats Only	121
-LED1	LED Light (one fixture, full canopy only)	441
-FE04	Fenix Table Top Surface	213
-SM04	Super Matte Sable Wood Finish	40
<b>FOR PLACEMENT BELOW SEATS AND/OR INTEGRATED TABLE</b>		472
-PX1-()	Power Matrix 1 (one power, one USB-A, one USB-C)	494
-PX2-()	Power Matrix 2 (dual power, one USB-A, one USB-C)	
<b>FOR INTEGRATED TABLES ONLY, 4" X 4" FROM CORNER</b>		
-PX3-()	Power Matrix 3 (one power, one USB-A, one USB-C)	472
-PX4-()	Power Matrix 4 (dual power, one USB-A, one USB-C)	494
-PP2	Portal Power 2 (dual power)	670
-PP3	Portal Power 3 (one power, two USB)	792

Note: for power matrix faceplate, please specify black (-B) or white (-W) finish.

# CO-OP MEETING SPACES // DESIGNED BY QDESIGN

## ORDERING REQUIREMENTS:

- » Model number
- » Accent tier finish, interior
- » Accent tier finish, exterior
- » Upholstery selection
- » Table wood species
- » Table wood finish
- » Options, as applicable

MODEL NUMBER	PRODUCT SPECIFICATIONS	FABRIC GRADES									
		COM	A	1	2	3	4	5	6	7	8
Specify Interior Material Code, Followed by Exterior Material Code V = Veneer    L = Laminate											
6515-(-)(-)-65TA	 <p><b>Private Single Work Module, Non-Upholstered Accent Tier, Left Side Seated, as Facing</b> W 58<sup>1</sup>/<sub>2</sub> D 30 H 56<sup>3</sup>/<sub>4</sub> Seat Height 18 Inside Seat Width 27<sup>1</sup>/<sub>2</sub> Inside Seat Depth 19 11<sup>1</sup>/<sub>2</sub> yds. 280 lbs.</p>	10837	11504	11838	12045	12378	12746	13091	13436	13758	14138
6516-(-)(-)-65TA	 <p><b>Private Single Work Module, Full Canopy, Non-Upholstered Accent Tier, Left Side Seated, as Facing</b> W 58<sup>1</sup>/<sub>2</sub> D 30 H 79<sup>1</sup>/<sub>2</sub> Seat Height 18 Inside Seat Width 27<sup>1</sup>/<sub>2</sub> Inside Seat Depth 19 16<sup>1</sup>/<sub>2</sub> yds. 280 lbs.</p>	13293	14250	14729	15026	15504	16032	16527	17022	17484	18029
OPTIONS											

OPTIONS		
-MB02	Moisture Barrier, Seats Only	121
-LED1	LED Light (one fixture, full canopy only)	441
-FE04	Fenix Table Top Surface	213
-SM04	Super Matte Sable Wood Finish	40
<b>FOR PLACEMENT BELOW SEATS AND/OR INTEGRATED TABLE</b>		472
-PX1-()	Power Matrix 1 (one power, one USB-A, one USB-C)	494
-PX2-()	Power Matrix 2 (dual power, one USB-A, one USB-C)	
<b>FOR INTEGRATED TABLES ONLY, 4" X 4" FROM CORNER</b>		
-PX3-()	Power Matrix 3 (one power, one USB-A, one USB-C)	472
-PX4-()	Power Matrix 4 (dual power, one USB-A, one USB-C)	494
-PP2	Portal Power 2 (dual power)	670
-PP3	Portal Power 3 (one power, two USB)	792

Note: for power matrix faceplate, please specify black (-B) or white (-W) finish.

# CO-OP MEETING SPACES // DESIGNED BY QDESIGN

## ORDERING REQUIREMENTS:

- » Model number
- » Accent tier finish, interior
- » Accent tier finish, exterior
- » Upholstery selection
- » Table wood species
- » Table wood finish
- » Options, as applicable

MODEL NUMBER	PRODUCT SPECIFICATIONS	FABRIC GRADES									
		COM	A	1	2	3	4	5	6	7	8
<b>6517-65TA</b>	<b>Public Single Work Module, Right Side Seated, as Facing</b> W 58 <sup>1</sup> / <sub>2</sub> D 30 H 43 <sup>1</sup> / <sub>2</sub> Seat Height 18 Inside Seat Width 27 <sup>1</sup> / <sub>2</sub> Inside Seat Depth 19 11 <sup>1</sup> / <sub>2</sub> yds. 195 lbs.	6488	7155	7489	7696	8029	8397	8742	9087	9409	9789
<b>6518-65TA</b>	<b>Private Single Work Module, Right Side Seated, as Facing</b> W 58 <sup>1</sup> / <sub>2</sub> D 30 H 56 <sup>3</sup> / <sub>4</sub> Seat Height 18 Inside Seat Width 27 <sup>1</sup> / <sub>2</sub> Inside Seat Depth 19 15 <sup>1</sup> / <sub>2</sub> yds. 220 lbs.	8574	9473	9923	10202	10651	11147	11612	12077	12511	13023
<b>6519-65TA</b>	<b>Private Single Work Module, Full Canopy, Right Side Seated, as Facing</b> W 58 <sup>1</sup> / <sub>2</sub> D 30 H 79 <sup>1</sup> / <sub>2</sub> Seat Height 18 Inside Seat Width 27 <sup>1</sup> / <sub>2</sub> Inside Seat Depth 19 20 <sup>1</sup> / <sub>2</sub> yds. 280 lbs.	11028	12217	12812	13181	13775	14431	15046	15661	16235	16912

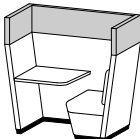
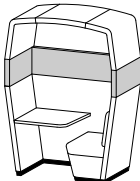
OPTIONS		
-MB02	Moisture Barrier, Seats Only	121
-LED1	LED Light (one fixture, full canopy only)	441
-FE04	Fenix Table Top Surface	213
-SM04	Super Matte Sable Wood Finish	40
<b>FOR PLACEMENT BELOW SEATS AND/OR INTEGRATED TABLE</b>		472
-PX1-()	Power Matrix 1 (one power, one USB-A, one USB-C)	494
-PX2-()	Power Matrix 2 (dual power, one USB-A, one USB-C)	
<b>FOR INTEGRATED TABLES ONLY, 4" X 4" FROM CORNER</b>		
-PX3-()	Power Matrix 3 (one power, one USB-A, one USB-C)	472
-PX4-()	Power Matrix 4 (dual power, one USB-A, one USB-C)	494
-PP2	Portal Power 2 (dual power)	670
-PP3	Portal Power 3 (one power, two USB)	792

Note: for power matrix faceplate, please specify black (-B) or white (-W) finish.

# CO-OP MEETING SPACES // DESIGNED BY QDESIGN

## ORDERING REQUIREMENTS:

- » Model number
- » Accent tier finish, interior
- » Accent tier finish, exterior
- » Upholstery selection
- » Table wood species
- » Table wood finish
- » Options, as applicable

MODEL NUMBER	PRODUCT SPECIFICATIONS		FABRIC GRADES								
	COM	A	1	2	3	4	5	6	7	8	
Specify Interior Material Code, Followed by Exterior Material Code V = Veneer    L = Laminate											
6518-()-()-65TA											
											
<b>Private Single Work Module, Non-Upholstered Accent Tier, Right Side Seated, as Facing</b> W 58 <sup>1</sup> / <sub>2</sub> D 30 H 56 <sup>3</sup> / <sub>4</sub> Seat Height 18 Inside Seat Width 27 <sup>1</sup> / <sub>2</sub> Inside Seat Depth 19 11 <sup>1</sup> / <sub>2</sub> yds. 280 lbs.	10837	11504	11838	12045	12378	12746	13091	13436	13758	14138	
6519-()-()-65TA											
											
<b>Private Single Work Module, Full Canopy, Non-Upholstered Accent Tier, Right Side Seated, as Facing</b> W 58 <sup>1</sup> / <sub>2</sub> D 30 H 79 <sup>1</sup> / <sub>2</sub> Seat Height 18 Inside Seat Width 27 <sup>1</sup> / <sub>2</sub> Inside Seat Depth 19 16 <sup>1</sup> / <sub>2</sub> yds. 280 lbs.	13293	14250	14729	15026	15504	16032	16527	17022	17484	18029	

OPTIONS

OPTIONS		
-MB02	Moisture Barrier, Seats Only	121
-LED1	LED Light (one fixture, full canopy only)	441
-FE04	Fenix Table Top Surface	213
-SM04	Super Matte Sable Wood Finish	40
<b>FOR PLACEMENT BELOW SEATS AND/OR INTEGRATED TABLE</b>		472
-PX1-()	Power Matrix 1 (one power, one USB-A, one USB-C)	494
-PX2-()	Power Matrix 2 (dual power, one USB-A, one USB-C)	
<b>FOR INTEGRATED TABLES ONLY, 4" X 4" FROM CORNER</b>		
-PX3-()	Power Matrix 3 (one power, one USB-A, one USB-C)	472
-PX4-()	Power Matrix 4 (dual power, one USB-A, one USB-C)	494
-PP2	Portal Power 2 (dual power)	670
-PP3	Portal Power 3 (one power, two USB)	792

Note: for power matrix faceplate, please specify black (-B) or white (-W) finish.

# CO-OP MEETING SPACES // DESIGNED BY QDESIGN

## ORDERING REQUIREMENTS:

- » Model number
- » Upholstery selection
- » Table wood species
- » Table wood finish
- » Table post finish
- » Options, as applicable

MODEL NUMBER	PRODUCT SPECIFICATIONS	FABRIC GRADES									
		COM	A	1	2	3	4	5	6	7	8
<b>6510-65TS</b>	<b>Public Lounge Unit with Integrated Table</b> W 88 <sup>1</sup> / <sub>2</sub> D 30 H 43 <sup>1</sup> / <sub>2</sub> Seat Height 18 Inside Seat Width 25 <sup>1</sup> / <sub>2</sub> Inside Seat Depth 19 16 <sup>1</sup> / <sub>4</sub> yds. 327 lbs.	8681	9624	10095	10388	10859	11379	11866	12354	12809	13345
<b>6511-65TS</b>	<b>Private Lounge Unit with Integrated Table</b> W 88 <sup>1</sup> / <sub>2</sub> D 30 H 56 <sup>3</sup> / <sub>4</sub> Seat Height 18 Inside Seat Width 25 <sup>1</sup> / <sub>2</sub> Inside Seat Depth 19 21 yds. 388 lbs.	10766	11984	12593	12971	13580	14252	14882	15512	16100	16793
<b>6512-65TS</b>	<b>Private Lounge Unit with Full Canopy and Integrated Table</b> W 88 <sup>1</sup> / <sub>2</sub> D 30 H 80 <sup>1</sup> / <sub>4</sub> Seat Height 18 Inside Seat Width 25 <sup>1</sup> / <sub>2</sub> Inside Seat Depth 19 26 <sup>1</sup> / <sub>2</sub> yds. 453 lbs.	13230	14767	15536	16013	16781	17629	18424	19219	19961	20836
<b>6513-65TS</b>	<b>Private Lounge Unit with Partial Canopy and Integrated Table</b> W 88 <sup>1</sup> / <sub>2</sub> D 30 H 80 <sup>1</sup> / <sub>4</sub> Seat Height 18 Inside Seat Width 25 <sup>1</sup> / <sub>2</sub> Inside Seat Depth 19 26 <sup>1</sup> / <sub>2</sub> yds. 448 lbs.	13296	14833	15602	16079	16847	17695	18490	19285	20027	20902

## OPTIONS

-MB02	Moisture Barrier, Seats Only	121
-LED1	LED Light (one fixture, full canopy only)	441
-FE03	Fenix Table Top Surface	261
-PF03	Premium Finish, Table Post	139
-SM04	Super Matte Sable Wood Finish	40

## FOR PLACEMENT BELOW SEATS

-PX1-()	Power Matrix 1 (one power, one USB-A, one USB-C)	472
-PX2-()	Power Matrix 2 (dual power, one USB-A, one USB-C)	494

## FOR INTEGRATED TABLES ONLY, CENTERED 5" FROM BACK

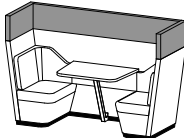
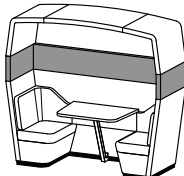
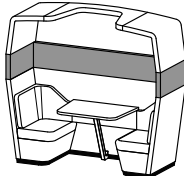
-PX3-()	Power Matrix 3 (one power, one USB-A, one USB-C)	472
-PX4-()	Power Matrix 4 (dual power, one USB-A, one USB-C)	494
-PP2	Portal Power 2 (dual power)	670
-PP3	Portal Power 3 (one power, two USB)	792

Note: for power matrix faceplate, please specify black (-B) or white (-W) finish.

# CO-OP MEETING SPACES // DESIGNED BY QDESIGN

## ORDERING REQUIREMENTS:

- » Model number
- » Accent tier finish, interior
- » Accent tier finish, exterior
- » Upholstery selection
- » Table wood species
- » Table wood finish
- » Options, as applicable

MODEL NUMBER	PRODUCT SPECIFICATIONS	FABRIC GRADES									
		COM	A	1	2	3	4	5	6	7	8
Specify Interior Material Code, Followed by Exterior Material Code V = Veneer    L = Laminate											
6511-()-()-65TS	 <p><b>Private Lounge Unit with Integrated Table Non-Upholstered Accent Tier</b> W 88<sup>1</sup>/<sub>2</sub> D 30 H 56<sup>3</sup>/<sub>4</sub> Seat Height 18 Inside Seat Width 25<sup>1</sup>/<sub>2</sub> Inside Seat Depth 19 16<sup>1</sup>/<sub>4</sub> yds.   397 lbs.</p>	13029	13972	14443	14736	15207	15727	16214	16702	17157	17693
6512-()-()-65TS	 <p><b>Private Lounge Unit with Full Canopy and Integrated Table Non-Upholstered Accent Tier</b> W 88<sup>1</sup>/<sub>2</sub> D 30 H 80<sup>1</sup>/<sub>4</sub> Seat Height 18 Inside Seat Width 25<sup>1</sup>/<sub>2</sub> Inside Seat Depth 19 21<sup>3</sup>/<sub>4</sub> yds.   462 lbs.</p>	15495	16757	17388	17779	18410	19106	19758	20411	21020	21738
6513-()-()-65TS	 <p><b>Private Lounge Unit with Partial Canopy and Integrated Table Non-Upholstered Accent Tier</b> W 88<sup>1</sup>/<sub>2</sub> D 30 H 80<sup>1</sup>/<sub>4</sub> Seat Height 18 Inside Seat Width 25<sup>1</sup>/<sub>2</sub> Inside Seat Depth 19 21<sup>3</sup>/<sub>4</sub> yds.   457 lbs.</p>	15557	16819	17450	17841	18472	19168	19820	20473	21082	21800

OPTIONS		
-MB02	Moisture Barrier, Seats Only	121
-LED1	LED Light (one fixture, full canopy only)	441
-FE03	Fenix Table Top Surface	261
-PF03	Premium Finish, Table Post	139
-SM04	Super Matte Sable Wood Finish	40
<b>FOR PLACEMENT BELOW SEATS</b>		
-PX1-()	Power Matrix 1 (one power, one USB-A, one USB-C)	472
-PX2-()	Power Matrix 2 (dual power, one USB-A, one USB-C)	494
<b>FOR INTEGRATED TABLES ONLY, CENTERED 5" FROM BACK</b>		
-PX3-()	Power Matrix 3 (one power, one USB-A, one USB-C)	472
-PX4-()	Power Matrix 4 (dual power, one USB-A, one USB-C)	494
-PP2	Portal Power 2 (dual power)	670
-PP3	Portal Power 3 (one power, two USB)	792

Note: for power matrix faceplate, please specify black (-B) or white (-W) finish.

# CO-OP MEETING SPACES // DESIGNED BY QDESIGN

## ORDERING REQUIREMENTS:

- » Model number
- » Upholstery selection
- » Table wood species
- » Table wood finish
- » Table post finish
- » Options, as applicable

MODEL NUMBER	PRODUCT SPECIFICATIONS	FABRIC GRADES									
		COM	A	1	2	3	4	5	6	7	8
<b>6520-65TL</b>	<b>Public Love Seat Unit with Integrated Table</b> W 88 <sup>1</sup> / <sub>2</sub> D 60 H 43 <sup>1</sup> / <sub>2</sub> Seat Height 18 Inside Seat Width 55 <sup>1</sup> / <sub>4</sub> Inside Seat Depth 19 24 <sup>1</sup> / <sub>4</sub> yds. 547 lbs.	12273	13680	14383	14820	15523	16299	17026	17754	18433	19233
<b>6521-65TL</b>	<b>Private Love Seat Unit with Integrated Table</b> W 88 <sup>1</sup> / <sub>2</sub> D 60 H 56 <sup>3</sup> / <sub>4</sub> Seat Height 18 Inside Seat Width 55 <sup>1</sup> / <sub>4</sub> Inside Seat Depth 19 31 yds. 622 lbs.	14765	16563	17462	18020	18919	19911	20841	21771	22639	23662
<b>6522-65TL</b>	<b>Private Love Seat Unit with Full Canopy and Integrated Table</b> W 88 <sup>1</sup> / <sub>2</sub> D 60 H 80 <sup>1</sup> / <sub>4</sub> Seat Height 18 Inside Seat Width 55 <sup>1</sup> / <sub>4</sub> Inside Seat Depth 19 42 <sup>1</sup> / <sub>2</sub> yds. 752 lbs.	18216	20681	21914	22679	23911	25271	26546	27821	29011	30414
<b>6523-65TL</b>	<b>Private Love Seat with Open Canopy and Integrated Table</b> W 88 <sup>1</sup> / <sub>2</sub> D 60 H 80 <sup>1</sup> / <sub>4</sub> Seat Height 18 Inside Seat Width 55 <sup>1</sup> / <sub>4</sub> Inside Seat Depth 19 40 <sup>3</sup> / <sub>4</sub> yds. 726 lbs.	18306	20684	21873	22611	23800	25112	26342	27572	28720	30073

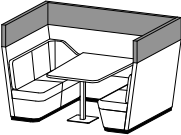
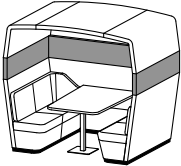
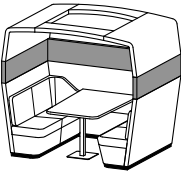
OPTIONS					
-MB07	Moisture Barrier, Seats Only	366	<b>ACCESSORIES PAGE REFERENCE</b>		
-LED2	LED Light (two fixtures, full canopy only)	630	Shelf	page 26	
-MR5	Monitor Ready Mounting (includes PB4 table-mounted power unit)	728	Linking Table	page 27	
-FE05	Fenix Table Top Surface	561	Cantilever Table	page 27	
-PF03	Premium Finish, Table Post	139	Storage Cubby	page 28	
-SM05	Super Matte Sable Wood Finish	75	<b>FOR INTEGRATED TABLES ONLY, CENTERED 5" FROM BACK</b>		
<b>FOR PLACEMENT BELOW SEATS</b>			-PX3-()	Power Matrix 3 (one power, one USB-A, one USB-C)	472
-PX1-()	Power Matrix 1 (one power, one USB-A, one USB-C)	472	-PX4-()	Power Matrix 4 (dual power, one USB-A, one USB-C)	494
-PX2-()	Power Matrix 2 (dual power, one USB-A, one USB-C)	494	-PP2	Portal Power 2 (dual power)	670
			-PP3	Portal Power 3 (one power, two USB)	792

Note: for power matrix faceplate, please specify black (-B) or white (-W) finish.



ORDERING REQUIREMENTS:

- » Model number
- » Accent tier finish, interior
- » Accent tier finish, exterior
- » Upholstery selection
- » Table wood species
- » Table wood finish
- » Options, as applicable

MODEL NUMBER	PRODUCT SPECIFICATIONS	FABRIC GRADES									
		COM	A	1	2	3	4	5	6	7	8
<b>Specify Interior Material Code, Followed by Exterior Material Code</b> <b>V = Veneer    L = Laminate</b>											
<b>6521-(-)-65TL</b> 	<b>Private Love Seat Unit with Integrated Table</b> <b>Non-Upholstered Accent Tier</b> W 88 <sup>1</sup> / <sub>2</sub> D 60 H 56 <sup>3</sup> / <sub>4</sub> Seat Height 18 Inside Seat Width 55 <sup>1</sup> / <sub>4</sub> Inside Seat Depth 19 24 <sup>1</sup> / <sub>4</sub> yds. 562 lbs.	18425	19832	20535	20972	21675	22451	23178	23906	24585	25385
<b>6522-(-)-65TL</b> 	<b>Private Love Seat Unit with Full Canopy and Integrated Table</b> <b>Non-Upholstered Accent Tier</b> W 88 <sup>1</sup> / <sub>2</sub> D 60 H 80 <sup>1</sup> / <sub>4</sub> Seat Height 18 Inside Seat Width 55 <sup>1</sup> / <sub>4</sub> Inside Seat Depth 19 35 <sup>3</sup> / <sub>4</sub> yds. 637 lbs.	21876	23950	24987	25630	26667	27811	28883	29956	30957	32137
<b>6523-(-)-65TL</b> 	<b>Private Love Seat Unit with Open Canopy and Integrated Table</b> <b>Non-Upholstered Accent Tier</b> W 88 <sup>1</sup> / <sub>2</sub> D 60 H 80 <sup>1</sup> / <sub>4</sub> Seat Height 18 Inside Seat Width 55 <sup>1</sup> / <sub>4</sub> Inside Seat Depth 19 34 yds. 741 lbs.	21968	23955	24948	25565	26558	27654	28681	29709	30668	31798

-MB07	Moisture Barrier, Seats Only	366
-LED2	LED Light (two fixtures, full canopy only)	630
-MR5	Monitor Ready Mounting (includes PB4 table-mounted power unit)	728
-FE05	Fenix Table Top Surface	561
-PF03	Premium Finish, Table Post	139
-SM04	Super Matte Sable Wood Finish, Accent Tier	40
-SM05	Super Matte Sable Wood Finish, Integrated Table	75

-PX1-()	Power Matrix 1 (one power, one USB-A, one USB-C)	472
-PX2-()	Power Matrix 2 (dual power, one USB-A, one USB-C)	494

Shelf	page 26
Linking Table	page 27
Cantilever Table	page 27
Storage Cubby	page 28

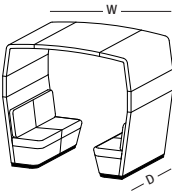
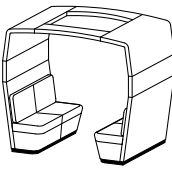
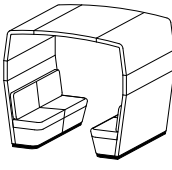
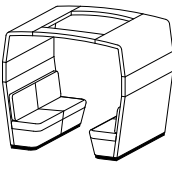
-PX3(-)	Power Matrix 3 (one power, one USB-A, one USB-C)	472
-PX4(-)	Power Matrix 4 (dual power, one USB-A, one USB-C)	494
-PP2	Portal Power 2 (dual power)	670
-PP3	Portal Power 3 (one power, two USB)	792

ARCADIAContract.com

# CO-OP MEETING SPACES // DESIGNED BY QDESIGN

## ORDERING REQUIREMENTS:

- » Model number
- » Upholstery selection
- » Options, as applicable

MODEL NUMBER	PRODUCT SPECIFICATIONS	FABRIC GRADES									
		COM	A	1	2	3	4	5	6	7	8
<b>6532</b> 	<b>60" D Booth with Full Canopy</b> W 88 <sup>1</sup> / <sub>2</sub> D 60 H 80 <sup>1</sup> / <sub>4</sub> Seat Height 18 Inside Seat Width 60 Inside Seat Depth 19 34 yds. 496 lbs.	11894	13866	14852	15464	16450	17538	18558	19578	20530	21652
<b>6533</b> 	<b>60" D Booth with Open Canopy</b> W 88 <sup>1</sup> / <sub>2</sub> D 60 H 80 <sup>1</sup> / <sub>4</sub> Seat Height 18 Inside Seat Width 60 Inside Seat Depth 19 32 <sup>1</sup> / <sub>2</sub> yds. 470 lbs.	11984	13869	14812	15397	16339	17379	18354	19329	20239	21312
<b>6534</b> 	<b>72" D Booth with Full Canopy</b> W 88 <sup>1</sup> / <sub>2</sub> D 72 H 80 <sup>1</sup> / <sub>4</sub> Seat Height 18 Inside Seat Width 60 Inside Seat Depth 19 39 yds. 594 lbs.	14303	16565	17696	18398	19529	20777	21947	23117	24209	25496
<b>6535</b> 	<b>72" D Booth with Open Canopy</b> W 88 <sup>1</sup> / <sub>2</sub> D 72 H 80 <sup>1</sup> / <sub>4</sub> Seat Height 18 Inside Seat Width 60 Inside Seat Depth 19 36 <sup>1</sup> / <sub>2</sub> yds. 582 lbs.	14208	16325	17384	18041	19099	20267	21362	22457	23479	24684

## OPTIONS

-MB07	Moisture Barrier, Seats Only (60" D Models)	366
-MB08	Moisture Barrier, Seats Only (72" D Models)	429
-LED2	LED Light (two fixtures, full canopy only)	630
-SB2	Sandbags, Set of 6 (150 lbs. per seat)	882
<b>FOR PLACEMENT BELOW SEATS</b>		
-PX1(-)	Power Matrix 1 (one power, one USB-A, one USB-C)	472
-PX2(-)	Power Matrix 2 (dual power, one USB-A, one USB-C)	494

## ACCESSORIES PAGE REFERENCE

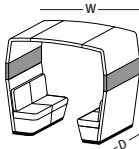
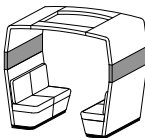
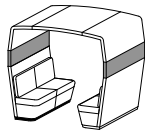
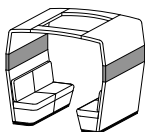
Shelf	page 26
Linking Table	page 27
Cantilever Table	page 27
Storage Cubby	page 28
Meeting Tables	page 29

Note: for power matrix faceplate, please specify black (-B) or white (-W) finish.

# CO-OP MEETING SPACES // DESIGNED BY QDESIGN

## ORDERING REQUIREMENTS:

- » Model number
- » Accent tier finish, interior
- » Accent tier finish, exterior
- » Upholstery selection
- » Options, as applicable

MODEL NUMBER	PRODUCT SPECIFICATIONS		FABRIC GRADES									
			COM	A	1	2	3	4	5	6	7	8
Specify Interior Material Code, Followed by Exterior Material Code V = Veneer    L = Laminate												
6532-()-() 	60" D Booth with Full Canopy Non-Upholstered Accent Tier W 88 <sup>1</sup> / <sub>2</sub> D 60 H 80 <sup>1</sup> / <sub>4</sub> Seat Height 18 Inside Seat Width 60 Inside Seat Depth 19 30 yds.   506 lbs.		14351	16091	16961	17501	18371	19331	20231	21131	21971	22961
6533-()-() 	60" D Booth with Open Canopy Non-Upholstered Accent Tier W 88 <sup>1</sup> / <sub>2</sub> D 60 H 80 <sup>1</sup> / <sub>4</sub> Seat Height 18 Inside Seat Width 60 Inside Seat Depth 19 28 <sup>1</sup> / <sub>2</sub> yds.   480 lbs.		14441	16094	16921	17434	18260	19172	20027	20882	21680	22621
6534-()-() 	72" D Booth with Full Canopy Non-Upholstered Accent Tier W 88 <sup>1</sup> / <sub>2</sub> D 72 H 80 <sup>1</sup> / <sub>4</sub> Seat Height 18 Inside Seat Width 60 Inside Seat Depth 19 34 <sup>1</sup> / <sub>2</sub> yds.   604 lbs.		16811	18812	19813	20434	21434	22538	23573	24608	25574	26713
6535-()-() 	72" D Booth with Open Canopy Non-Upholstered Accent Tier W 88 <sup>1</sup> / <sub>2</sub> D 72 H 80 <sup>1</sup> / <sub>4</sub> Seat Height 18 Inside Seat Width 60 Inside Seat Depth 19 32 yds.   592 lbs.		16716	18572	19500	20076	21004	22028	22988	23948	24844	25900

## OPTIONS

-MB07	Moisture Barrier, Seats Only (60" D Models)	366
-MB08	Moisture Barrier, Seats Only (72" D Models)	429
-LED2	LED Light (two fixtures, full canopy only)	630
-SB2	Sandbags, Set of 6 (150 lbs. per seat)	882
-SM04	Super Matte Sable Wood Finish	40
<b>FOR PLACEMENT BELOW SEATS</b>		472
-PX1-()	Power Matrix 1	494
	(one power, one USB-A, one USB-C)	
-PX2-()	Power Matrix 2	
	(dual power, one USB-A, one USB-C)	

## ACCESSORIES PAGE REFERENCE

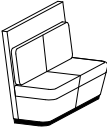

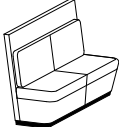

Shelf	page 26
Linking Table	page 27
Cantilever Table	page 27
Storage Cubby	page 28
Meeting Tables	page 29

Note: for power matrix faceplate, please specify black (-B) or white (-W) finish.

# CO-OP MEETING SPACES // DESIGNED BY QDESIGN

## ORDERING REQUIREMENTS:

- » Model number
- » Upholstery selection
- » Options, as applicable

MODEL NUMBER	PRODUCT SPECIFICATIONS	FABRIC GRADES									
		COM	A	1	2	3	4	5	6	7	8
<b>6502</b> 	<b>60" W Seating Unit</b> W 60 D 27 <sup>1</sup> / <sub>4</sub> H 43 <sup>1</sup> / <sub>2</sub> Seat Height 18 Inside Seat Width 60 Inside Seat Depth 19 9 <sup>1</sup> / <sub>4</sub> yds. 162 lbs.	3449	3986	4254	4421	4689	4985	5262	5540	5799	6104
<b>6503</b> 	<b>60" W Private Seating Unit</b> W 60 D 27 <sup>1</sup> / <sub>4</sub> H 56 <sup>3</sup> / <sub>4</sub> Seat Height 18 Inside Seat Width 60 Inside Seat Depth 19 11 <sup>1</sup> / <sub>4</sub> yds. 183 lbs.	4222	4875	5201	5404	5730	6090	6427	6765	7080	7451
<b>6504</b> 	<b>72" W Seating Unit</b> W 72 D 27 <sup>1</sup> / <sub>4</sub> H 43 <sup>1</sup> / <sub>2</sub> Seat Height 18 Inside Seat Width 60 Inside Seat Depth 19 10 <sup>1</sup> / <sub>2</sub> yds. 192 lbs.	4266	4875	5180	5369	5673	6009	6324	6639	6933	7280
<b>6505</b> 	<b>72" W Private Seating Unit</b> W 72 D 27 <sup>1</sup> / <sub>4</sub> H 56 <sup>3</sup> / <sub>4</sub> Seat Height 18 Inside Seat Width 60 Inside Seat Depth 19 12 <sup>3</sup> / <sub>4</sub> yds. 219 lbs.	5112	5852	6222	6451	6821	7229	7611	7994	8351	8772


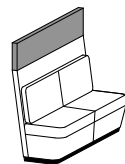
OPTIONS				ACCESSORIES PAGE REFERENCE	
-MB03	Moisture Barrier, Seats Only (60" D Models)	184		Storage Cubby	page 28
-MB04	Moisture Barrier, Seats Only (72" D Models)	215		Meeting Tables	page 29
-SB3	Sandbags, Set of 3 (150 lbs. per seat)	441			
<b>FOR PLACEMENT BELOW SEATS</b>					
-PX1-()	Power Matrix 1 (one power, one USB-A, one USB-C)	472			
-PX2-()	Power Matrix 2 (dual power, one USB-A, one USB-C)	494			

Note: for power matrix faceplate, please specify black (-B) or white (-W) finish.

# CO-OP MEETING SPACES // DESIGNED BY QDESIGN

## ORDERING REQUIREMENTS:

- » Model number
- » Accent tier finish, interior
- » Accent tier finish, exterior
- » Upholstery selection
- » Options, as applicable

MODEL NUMBER	PRODUCT SPECIFICATIONS	FABRIC GRADES									
		COM	A	1	2	3	4	5	6	7	8
Specify Interior Material Code, Followed by Exterior Material Code V = Veneer    L = Laminate											
	<b>6503-()-()</b>										
	<b>60" W Private Seating Unit Non-Upholstered Tier</b> W 60 D 27 <sup>1</sup> / <sub>4</sub> H 56 <sup>3</sup> / <sub>4</sub> Seat Height 18 Inside Seat Width 60 Inside Seat Depth 19 9 <sup>1</sup> / <sub>4</sub> yds. 188 lbs.	5451	5988	6256	6423	6691	6987	7264	7542	7801	8106
	<b>6505-()-()</b>										
	<b>72" W Private Seating Unit Non-Upholstered Tier</b> W 72 D 27 <sup>1</sup> / <sub>4</sub> H 56 <sup>3</sup> / <sub>4</sub> Seat Height 18 Inside Seat Width 60 Inside Seat Depth 19 10 <sup>1</sup> / <sub>2</sub> yds. 224 lbs.	6366	6975	7280	7469	7773	8109	8424	8739	9033	9380

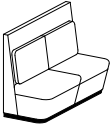
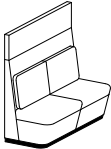
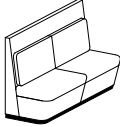
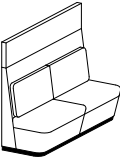
OPTIONS				
-MB03	Moisture Barrier, Seats Only (60" D Models)	184	<b>ACCESSORIES PAGE REFERENCE</b> Storage Cubby Meeting Tables	
-MB04	Moisture Barrier, Seats Only (72" D Models)	215		page 2
-SB3	Sandbags, Set of 3 (150 lbs. per seat)	441		page 2
-SM04	Super Matte Sable Wood Finish	40		
<b>FOR PLACEMENT BELOW SEATS</b>				
-PX1-()	Power Matrix 1 (one power, one USB-A, one USB-C)	472		
-PX2-()	Power Matrix 2 (dual power, one USB-A, one USB-C)	494		

Note: for power matrix faceplate, please specify black (-B) or white (-W) finish.

# CO-OP MEETING SPACES // DESIGNED BY QDESIGN

## ORDERING REQUIREMENTS:

- » Model number
- » Upholstery selection
- » Options, as applicable

MODEL NUMBER	PRODUCT SPECIFICATIONS	FABRIC GRADES									
		COM	A	1	2	3	4	5	6	7	8
<b>6506</b> 	<b>60" W Seating Unit, 90-Degree Back</b> W 60 D 27 <sup>1</sup> / <sub>4</sub> H 43 <sup>1</sup> / <sub>2</sub> Seat Height 18 Inside Seat Width 60 Inside Seat Depth 19 9 <sup>3</sup> / <sub>4</sub> yds. 172 lbs.	3573	4139	4422	4597	4880	5192	5484	5777	6050	6372
<b>6507</b> 	<b>60" W Private Seating Unit, 90-Degree Back</b> W 60 D 27 <sup>1</sup> / <sub>4</sub> H 56 <sup>3</sup> / <sub>4</sub> Seat Height 18 Inside Seat Width 60 Inside Seat Depth 19 11 <sup>3</sup> / <sub>4</sub> yds. 193 lbs.	4368	5050	5391	5602	5943	6319	6671	7024	7353	7741
<b>6508</b> 	<b>72" W Seating Unit, 90-Degree Back</b> W 72 D 27 <sup>1</sup> / <sub>4</sub> H 43 <sup>1</sup> / <sub>2</sub> Seat Height 18 Inside Seat Width 72 Inside Seat Depth 19 11 yds. 202 lbs.	4416	5054	5373	5571	5890	6242	6572	6902	7210	7573
<b>6509</b> 	<b>72" W Private Seating Unit, 90-Degree Back</b> W 72 D 27 <sup>1</sup> / <sub>4</sub> H 56 <sup>3</sup> / <sub>4</sub> Seat Height 18 Inside Seat Width 72 Inside Seat Depth 19 13 <sup>1</sup> / <sub>4</sub> yds. 229 lbs.	5284	6053	6437	6676	7060	7484	7881	8279	8650	9087

## OPTIONS

-MB03	Moisture Barrier, Seats Only (60" D Models)	184
-MB04	Moisture Barrier, Seats Only (72" D Models)	215

## FOR PLACEMENT BELOW SEATS, AND/OR CENTER SIDE PANEL PLACEMENT

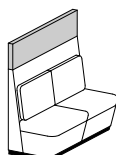
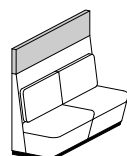
-PX1-()	Power Matrix 1 (one power, one USB-A, one USB-C)	472
-PX2-()	Power Matrix 2 (dual power, one USB-A, one USB-C)	494

Note: for power matrix faceplate, please specify black (-B) or white (-W) finish.

# CO-OP MEETING SPACES // DESIGNED BY QDESIGN

## ORDERING REQUIREMENTS:

- » Model number
- » Accent tier finish, interior
- » Accent tier finish, exterior
- » Upholstery selection
- » Options, as applicable

MODEL NUMBER	PRODUCT SPECIFICATIONS	FABRIC GRADES									
		COM	A	1	2	3	4	5	6	7	8
Specify Interior Material Code, Followed by Exterior Material Code V = Veneer    L = Laminate											
6507-()-()	<b>60" W Private Seating Unit</b> <b>Non-Upholstered Tier, 90-Degree Back</b> W 60 D 27 <sup>1</sup> / <sub>4</sub> H 56 <sup>3</sup> / <sub>4</sub> Seat Height 18 Inside Seat Width 60 Inside Seat Depth 19 9 <sup>3</sup> / <sub>4</sub> yds. 193 lbs.	5483	6049	6332	6507	6790	7102	7394	7687	7960	8282
											
6509-()-()	<b>72" W Private Seating Unit</b> <b>Non-Upholstered Tier 90-Degree Back</b> W 72 D 27 <sup>1</sup> / <sub>4</sub> H 56 <sup>3</sup> / <sub>4</sub> Seat Height 18 Inside Seat Width 72 Inside Seat Depth 19 11 yds. 229 lbs.	6401	7039	7358	7556	7875	8227	8557	8887	9195	9558
											
OPTIONS											

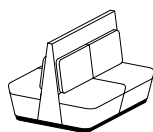
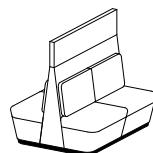
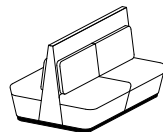
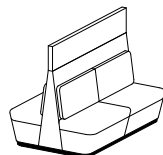
OPTIONS		
-MB03	Moisture Barrier, Seats Only (60" D Models)	184
-MB04	Moisture Barrier, Seats Only (72" D Models)	215
-SM04	Super Matte Sable Wood Finish	40
<b>FOR PLACEMENT BELOW SEATS, AND/OR CENTER SIDE PANEL PLACEMENT</b>		
-PX1-()	Power Matrix 1 (one power, one USB-A, one USB-C)	472
-PX2-()	Power Matrix 2 (dual power, one USB-A, one USB-C)	494

Note: for power matrix faceplate, please specify black (-B) or white (-W) finish.

# CO-OP MEETING SPACES // DESIGNED BY QDESIGN

## ORDERING REQUIREMENTS:

- » Model number
- » Upholstery selection
- » Options, as applicable

MODEL NUMBER	PRODUCT SPECIFICATIONS	FABRIC GRADES									
		COM	A	1	2	3	4	5	6	7	8
6566	 <b>60" W Public Back-to-Back Seating Unit, 90-Degree Back</b> W 60 D 51 <sup>1</sup> / <sub>2</sub> H 43 <sup>1</sup> / <sub>2</sub> Seat Height 18 Inside Seat Width 60 Inside Seat Depth 19 15 <sup>1</sup> / <sub>4</sub> yds. 314 lbs.	6527	7412	7854	8129	8571	9059	9516	9974	10401	10904
6567	 <b>60" W Private Back-to-Back Seating Unit, 90-Degree Back</b> W 60 D 51 <sup>1</sup> / <sub>2</sub> H 56 <sup>3</sup> / <sub>4</sub> Seat Height 18 Inside Seat Width 60 Inside Seat Depth 19 17 <sup>1</sup> / <sub>4</sub> yds. 356 lbs.	7299	8300	8800	9111	9611	10163	10680	11198	11681	12250
6568	 <b>72" W Public Back-to-Back Seating Unit, 90-Degree Back</b> W 72 D 51 <sup>1</sup> / <sub>2</sub> H 43 <sup>1</sup> / <sub>2</sub> Seat Height 18 Inside Seat Width 72 Inside Seat Depth 19 17 <sup>1</sup> / <sub>4</sub> yds. 374 lbs.	7885	8886	9386	9697	10197	10749	11266	11784	12267	12836
6569	 <b>72" W Private Back-to-Back Seating Unit, 90-Degree Back</b> W 72 D 51 <sup>1</sup> / <sub>2</sub> H 56 <sup>3</sup> / <sub>4</sub> Seat Height 18 Inside Seat Width 72 Inside Seat Depth 19 19 <sup>1</sup> / <sub>2</sub> yds. 428 lbs.	8730	9861	10427	10778	11343	11967	12552	13137	13683	14327
OPTIONS											

-MB07 Moisture Barrier, Seats Only 366

### FOR PLACEMENT BELOW SEATS, AND/OR CENTER SIDE PANEL PLACEMENT

-PX1-() Power Matrix 1 472

(one power, one USB-A, one USB-C)

-PX2-() Power Matrix 2 494

(dual power, one USB-A, one USB-C)

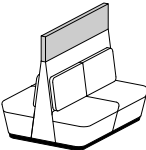
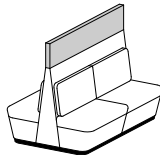
Note: for power matrix faceplate, please specify black (-B) or white (-W) finish.



# CO-OP MEETING SPACES // DESIGNED BY QDESIGN

## ORDERING REQUIREMENTS:

- » Model number
- » Accent tier finish, interior
- » Accent tier finish, exterior
- » Upholstery selection
- » Options, as applicable

MODEL NUMBER	PRODUCT SPECIFICATIONS	FABRIC GRADES									
		COM	A	1	2	3	4	5	6	7	8
Specify Interior Material Code, Followed by Exterior Material Code V = Veneer    L = Laminate											
6567-()-()	 <b>60" W Private Back-to-Back Seating Unit, 90-Degree Back, Non-Upholstered Tier</b> W 60 D 51 <sup>1</sup> / <sub>2</sub> H 56 <sup>3</sup> / <sub>4</sub> Seat Height 18 Inside Seat Width 60 Inside Seat Depth 19 15 <sup>1</sup> / <sub>4</sub> yds.   356 lbs.	8528	9413	9855	10130	10572	11060	11517	11975	12402	12905
6569-()-()	 <b>72" W Private Back-to-Back Seating Unit, Non-Upholstered Tier, 90-Degree Back</b> W 72 D 51 <sup>1</sup> / <sub>2</sub> H 56 <sup>3</sup> / <sub>4</sub> Seat Height 18 Inside Seat Width 72 Inside Seat Depth 19 17 <sup>1</sup> / <sub>4</sub> yds.   428 lbs.	9984	10985	11485	11796	12296	12848	13365	13883	14366	14935
OPTIONS											

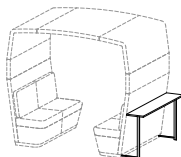
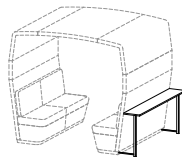
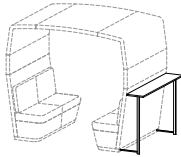
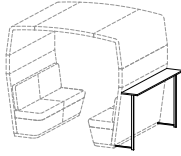
OPTIONS		
-MB08	Moisture Barrier, Seats Only	429
-SM04	Super Matte Sable Wood Finish	40
<b>FOR PLACEMENT BELOW SEATS, AND/OR CENTER SIDE PANEL PLACEMENT</b>		
-PX1-()	Power Matrix 1 (one power, one USB-A, one USB-C)	472
-PX2-()	Power Matrix 2 (dual power, one USB-A, one USB-C)	494

Note: for power matrix faceplate, please specify black (-B) or white (-W) finish.

# CO-OP MEETING SPACES // DESIGNED BY QDESIGN

## ORDERING REQUIREMENTS:

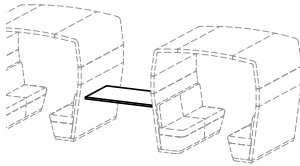



- » Model number
- » Wood species
- » Wood finish
- » Metal post finish

MODEL NUMBER		PRODUCT SPECIFICATIONS		VENEER OR LAMINATE	FENIX (-FE)
	<b>65S1-30</b>	<b>30" H Shelf for 60" Width/Depth Units</b> L 60 D 12 H 30 36 lbs.		1222	1417
	<b>65S2-30</b>	<b>30" H Shelf for 72" Width/Depth Units</b> L 72 D 12 H 30 42 lbs.		1247	1481
	<b>65S1-40</b>	<b>40" H Shelf for 60" Width/Depth Units</b> L 60 D 12 H 40 40 lbs.		1380	1575
	<b>65S2-40</b>	<b>40" H Shelf for 72" Width/Depth Units</b> L 72 D 12 H 40 46 lbs.		1389	1623
OPTIONS					
-PF02	Premium Finish, Shelf Posts		101		
-SM04	Super Matte Sable Wood Finish		40		

# CO-OP MEETING SPACES // DESIGNED BY QDESIGN

## ORDERING REQUIREMENTS:

- » Model number
- » Wood species
- » Wood finish
- » Metal base finish, as applicable
- » Options, as applicable

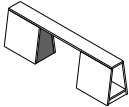
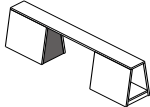
MODEL NUMBER		PRODUCT SPECIFICATIONS			
		MODEL NUMBER	veneer OR LAMINATE	FENIX (-FE)	WEIGHT
<b>LINKING TABLES</b>					
	<b>29" Table Height</b>				
	30" W x 60" L x 29" H	6580-306029	2440	2927	55
	30" W x 72" L x 29" H	6580-307229	2798	3383	66
	36" W x 60" L x 29" H	6580-366029	2783	3368	66
	36" W x 72" L x 29" H	6580-367229	3169	3871	79
	<b>39" Table Height</b>				
	30" W x 60" L x 39" H	6580-306039	2440	2927	64
	30" W x 72" L x 39" H	6580-307239	2798	3383	75
	36" W x 60" L x 39" H	6580-366039	2783	3368	75
	36" W x 72" L x 39" H	6580-367239	3169	3871	88
<b>CANTILEVER TABLES</b>					
	<b>29" Table Height</b>				
	30" W x 60" L x 29" H	6585-306029	3594	4081	101
	30" W x 72" L x 29" H	6585-307229	3935	4520	112
	36" W x 60" L x 29" H	6585-366029	3952	4537	112
	36" W x 72" L x 29" H	6585-367229	4765	5064	125
	<b>39" Table Height</b>				
	30" W x 60" L x 39" H	6585-306039	4040	4527	110
	30" W x 72" L x 39" H	6585-307239	4343	4928	121
	36" W x 60" L x 39" H	6585-366039	4398	4983	121
	36" W x 72" L x 39" H	6585-367239	4765	5467	134
<b>OPTIONS</b>					
-PF03	Premium Finish		139		
-SM05	Super Matte Sable Wood Finish		75		
<b>FOR TABLE PLACEMENT ONLY</b>					
-PX3-()	Power Matrix 3 (one power, one USB-A, one USB-C)		472		
-PX4-()	Power Matrix 4 (dual power, one USB-A, one USB-C)		494		
-PP2	Portal Power 2 (dual power)		670		
-PP3	Portal Power 3 (one power, two USB)		792		

Note: for power matrix faceplate, please specify black (-B) or white (-W) finish.

# CO-OP MEETING SPACES // DESIGNED BY QDESIGN

ORDERING REQUIREMENTS:

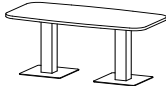
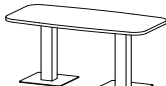
- » Model number
- » Wood species
- » Wood finish

MODEL NUMBER	PRODUCT SPECIFICATIONS	VENEER OR LAMINATE
<div>6586-60</div> <div></div>	<div>60" Length Storage Cubby</div> <div>L 60 D 12 H 18</div> <div>42 lbs.</div>	1962
<div>6586-72</div> <div></div>	<div>72" Length Storage Cubby</div> <div>L 72 D 12 H 18</div> <div>44 lbs.</div>	1997
OPTIONS		
-SM05	Super Matte Sable Wood Finish	75

# CO-OP MEETING SPACES // DESIGNED BY QDESIGN

## ORDERING REQUIREMENTS:

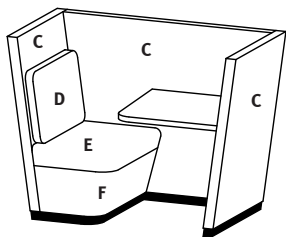
- » Model number
- » Wood species
- » Wood finish
- » Metal base finish
- » Options, as applicable

MODEL NUMBER		PRODUCT SPECIFICATIONS					
		MODEL NUMBER	VENEER OR LAMINATE	FENIX (-FE)	COLUMN DIMENSION	BASE DIMENSION	WEIGHT
	<b>Arc Rectangle Top, 27" Height</b>						
	30" W x 60" L x 27" H	6590-306027	4561	5048	4 <sup>3</sup> / <sub>4</sub> x 4 <sup>3</sup> / <sub>4</sub>	18 x 18	135
	30" W x 72" L x 27" H	6590-307227	5452	6037	4 <sup>3</sup> / <sub>4</sub> x 4 <sup>3</sup> / <sub>4</sub>	18 x 18	146
	36" W x 60" L x 27" H	6590-366027	5420	6005	4 <sup>3</sup> / <sub>4</sub> x 4 <sup>3</sup> / <sub>4</sub>	18 x 18	146
	36" W x 72" L x 27" H	6590-367227	5615	6317	4 <sup>3</sup> / <sub>4</sub> x 4 <sup>3</sup> / <sub>4</sub>	18 x 18	159
	42" W x 84" L x 27" H	6590-428427	5747	6702	4 <sup>3</sup> / <sub>4</sub> x 4 <sup>3</sup> / <sub>4</sub>	18 x 18	188
	<b>Arc Rectangle Top, 29" Height</b>						
	30" W x 60" L x 29" H	6590-306029	4561	5048	4 <sup>3</sup> / <sub>4</sub> x 4 <sup>3</sup> / <sub>4</sub>	18 x 18	147
	30" W x 72" L x 29" H	6590-307229	5452	6037	4 <sup>3</sup> / <sub>4</sub> x 4 <sup>3</sup> / <sub>4</sub>	18 x 18	158
	36" W x 60" L x 29" H	6590-366029	5420	6005	4 <sup>3</sup> / <sub>4</sub> x 4 <sup>3</sup> / <sub>4</sub>	18 x 18	158
	36" W x 72" L x 29" H	6590-367229	5615	6317	4 <sup>3</sup> / <sub>4</sub> x 4 <sup>3</sup> / <sub>4</sub>	18 x 18	171
	42" W x 84" L x 29" H	6590-428429	5747	6702	4 <sup>3</sup> / <sub>4</sub> x 4 <sup>3</sup> / <sub>4</sub>	18 x 18	200
OPTIONS							
-PF06	Premium Finish			278			
-SM06	Super Matte Sable Wood Finish			275			

# CO-OP MEETING SPACES // DESIGNED BY QDESIGN

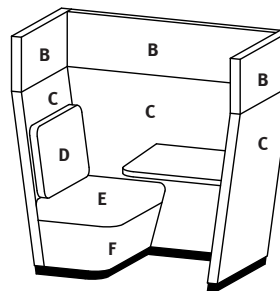
### UPHOLSTERY COMBINATIONS:

- » When combining multiple fabrics, please utilize the Co-op multi-tone fabric calculator located on the Arcadia website to determine applicable upcharges.
- » Excluding the back and seat cushions, fabric upholstery will always be railroaded.
- » **Canopy not available with polyurethane or vinyl upholstery.**
- » For multiple seating models, please contact client services for assistance with exact yardage requirements.
- » Note: Yardage amounts are based on fabric which is plain (i.e. non-directional) and a full 54" wide.
- » Appropriate upholstery code must be included.



#### Public Single Work Module

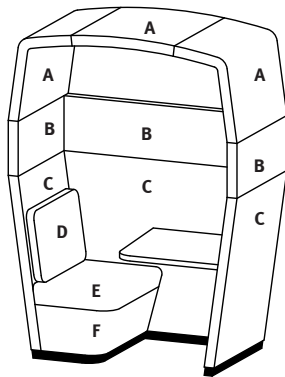
Model	Location	COM Requirement
6514-65TA	C	Back Panel = 8 <sup>1</sup> / <sub>2</sub> yds.
6517-65TA	D	Back Cushion = 1 yd.
	E	Seat Cushion Top = 1 yd.
	F	Seat Cushion Bottom = 1 yd.



#### Private Single Work Module

Model	Location	COM Requirement
6515-65TA	B	Accent Tier = 4 yds.
6518-65TA	C	Back Panel = 8 <sup>1</sup> / <sub>2</sub> yds.
	D	Back Cushion = 1 yd.
	E	Seat Cushion Top = 1 yd.
	F	Seat Cushion Bottom = 1 yd.

Also applicable to models with veneer or laminate as accent tier (B).



#### Private Single Work Module, Full Canopy

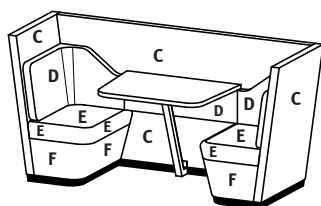
Model	Location	COM Requirement
6516-65TA	A	Canopy = 5 yds.
6519-65TA	B	Accent Tier = 4 yds.
	C	Back Panel = 8 <sup>1</sup> / <sub>2</sub> yds.
	D	Back Cushion = 1 yd.
	E	Seat Cushion Top = 1 yd.
	F	Seat Cushion Bottom = 1 yd.

Also applicable to models with veneer or laminate as accent tier (B).

# CO-OP MEETING SPACES // DESIGNED BY QDESIGN

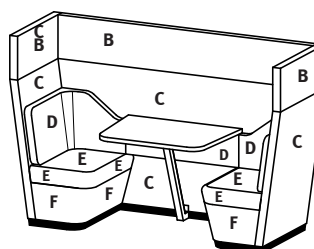
## UPHOLSTERY COMBINATIONS:

- » When combining multiple fabrics, please utilize the Co-op multi-tone fabric calculator located on the Arcadia website to determine applicable upcharges.
- » Excluding the back and seat cushions, fabric upholstery will always be railroaded.
- » **Canopy not available with polyurethane or vinyl upholstery.**
- » For multiple seating models, please contact client services for assistance with exact yardage requirements.
- » Note: Yardage amounts are based on fabric which is plain (i.e. non-directional) and a full 54" wide.
- » Appropriate upholstery code must be included.



**Public Lounge Unit with Integrated Table**

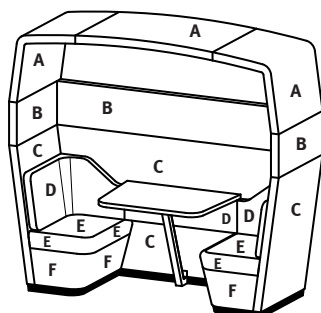
Model	Location	COM Requirement
6510-65TS	C	Back Panel = $9\frac{1}{4}$ yds.
	D	Back Cushion = 3 yds.
	E	Seat Cushion Top = 2 yds.
	F	Seat Cushion Bottom = 2 yds.



**Private Lounge Unit with Integrated Table**

Model	Location	COM Requirement
6511-65TS	B	Upholstered Accent Tier = $4\frac{3}{4}$ yds.
	C	Back Panel = $9\frac{1}{4}$ yds.
	D	Back Cushion = 3 yds.
	E	Seat Cushion Top = 2 yds.
	F	Seat Cushion Bottom = 2 yds.

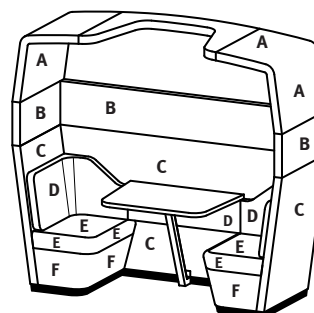
Also applicable to models with veneer or laminate as accent tier (B).



**Private Lounge Unit with Full Canopy and Integrated Table**

Model	Location	COM Requirement
6512-65TS	A	Canopy = $5\frac{1}{2}$ yds.
	B	Upholstered Accent Tier = $4\frac{3}{4}$ yds.
	C	Back Panel = $9\frac{1}{4}$ yds.
	D	Back Cushion = 3 yds.
	E	Seat Cushion Top = 2 yds.
	F	Seat Cushion Bottom = 2 yds.

Also applicable to models with veneer or laminate as accent tier (B).



**Private Lounge Unit with Partial Canopy and Integrated Table**

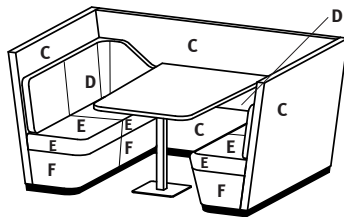
Model	Location	COM Requirement
6513-65TS	A	Canopy = $5\frac{1}{2}$ yds.
	B	Upholstered Accent Tier = $4\frac{3}{4}$ yds.
	C	Back Panel = $9\frac{1}{4}$ yds.
	D	Back Cushion = 3 yds.
	E	Seat Cushion Top = 2 yds.
	F	Seat Cushion Bottom = 2 yds.

Also applicable to models with veneer or laminate as accent tier (B).

# CO-OP MEETING SPACES // DESIGNED BY QDESIGN

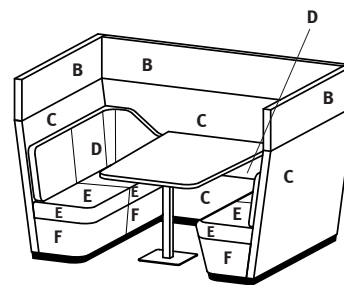
## UPHOLSTERY COMBINATIONS:

- » When combining multiple fabrics, please utilize the Co-op multi-tone fabric calculator located on the Arcadia website to determine applicable upcharges. If additional assistance is required, contact client services at [client\\_services@arcadiacontract.com](mailto:client_services@arcadiacontract.com) or 800-585-5957.
- » Excluding the back and seat cushions, fabric upholstery will always be railroaded.
- » **Canopy not available with polyurethane or vinyl upholstery.**
- » For multiple seating models, please contact client services for assistance with exact yardage requirements.
- » Note: Yardage amounts are based on fabric which is plain (i.e. non-directional) and a full 54" wide.
- » Appropriate upholstery code must be included.



**Public Love Seat Unit with Integrated Table**

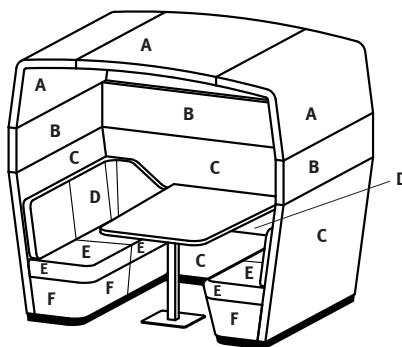
Model	Location	COM Requirement
6520-65TL	C	Back Panel = $13\frac{1}{4}$ yds.
	D	Back Cushion = 3 yds.
	E	Seat Cushion Top = $3\frac{1}{2}$ yds.
	F	Seat Cushion Bottom = $3\frac{1}{2}$ yds.



**Private Love Seat Unit with Integrated Table**

Model	Location	COM Requirement
6521-65TL	B	Upholstered Accent Tier = $6\frac{3}{4}$ yds.
	C	Back Panel = $13\frac{1}{4}$ yds.
	D	Back Cushion = 3 yds.
	E	Seat Cushion Top = $3\frac{1}{2}$ yds.
	F	Seat Cushion Bottom = $3\frac{1}{2}$ yds.

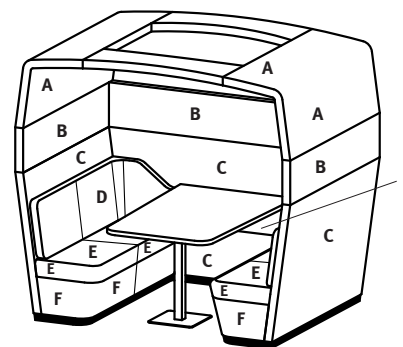
Also applicable to models with veneer or laminate as accent tier (B).



**Private Love Seat Unit with Full Canopy and Integrated Table**

Model	Location	COM Requirement
6522-65TL	A	Canopy = $11\frac{1}{2}$ yds.
	B	Upholstered Accent Tier = $6\frac{3}{4}$ yds.
	C	Back Panel = $13\frac{1}{4}$ yds.
	D	Back Cushion = 3 yds.
	E	Seat Cushion Top = $3\frac{1}{2}$ yds.
	F	Seat Cushion Bottom = $3\frac{1}{2}$ yds.

Also applicable to models with veneer or laminate as accent tier (B).



**Private Love Seat Unit with Open Canopy and Integrated Table**

Model	Location	COM Requirement
6523-65TL	A	Canopy = $9\frac{3}{4}$ yds.
	B	Upholstered Accent Tier = $6\frac{3}{4}$ yds.
	C	Back Panel = $13\frac{1}{4}$ yds.
	D	Back Cushion = 3 yds.
	E	Seat Cushion Top = $3\frac{1}{2}$ yds.
	F	Seat Cushion Bottom = $3\frac{1}{2}$ yds.

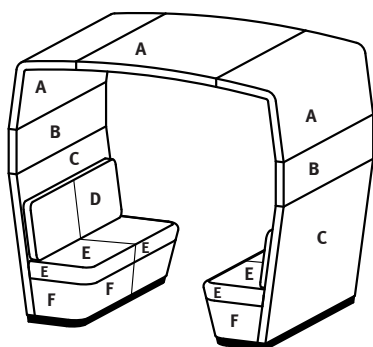
Also applicable to models with veneer or laminate as accent tier (B).



# CO-OP MEETING SPACES // DESIGNED BY QDESIGN

## UPHOLSTERY COMBINATIONS:

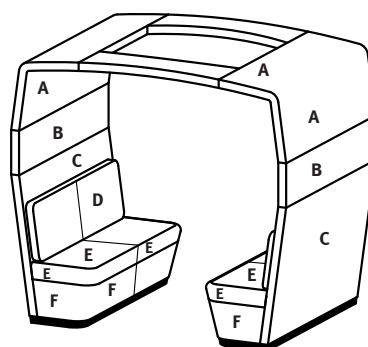
- » When combining multiple fabrics, please utilize the Co-op multi-tone fabric calculator located on the Arcadia website to determine applicable upcharges. If additional assistance is required, contact client services at [client\\_services@arcadiacontract.com](mailto:client_services@arcadiacontract.com) or 800-585-5957.
- » Excluding the back and seat cushions, fabric upholstery will always be railroaded.
- » **Canopy not available with polyurethane or vinyl upholstery.**
- » For multiple seating models, please contact client services for assistance with exact yardage requirements.
- » Note: Yardage amounts are based on fabric which is plain (i.e. non-directional) and a full 54" wide.
- » Appropriate upholstery code must be included.



**60" Depth Booth with Full Canopy**

Model	Location	COM Requirement
6532	A	Canopy = $11\frac{1}{2}$ yds.
	B	Upholstered Accent Tier = 4 yds.
	C	Back Panel = 8 yds.
	D	Back Cushion = $3\frac{1}{2}$ yds.
	E	Seat Cushion Top = $3\frac{1}{2}$ yds.
	F	Seat Cushion Bottom = $3\frac{1}{2}$ yds.

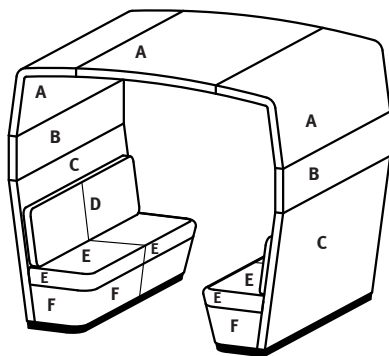
Also applicable to models with veneer or laminate as accent tier (B).



**60" Depth Booth with Open Canopy**

Model	Location	COM Requirement
6533	A	Canopy = $9\frac{3}{4}$ yds.
	B	Upholstered Accent Tier = 4 yds.
	C	Back Panel = 8 yds.
	D	Back Cushion = $3\frac{1}{2}$ yds.
	E	Seat Cushion Top = $3\frac{1}{2}$ yds.
	F	Seat Cushion Bottom = $3\frac{1}{2}$ yds.

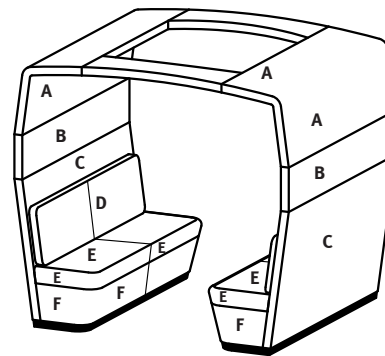
Also applicable to models with veneer or laminate as accent tier (B).



**72" Depth Booth with Full Canopy**

Model	Location	COM Requirement
6534	A	Canopy = $13\frac{1}{2}$ yds.
	B	Upholstered Accent Tier = $4\frac{1}{2}$ yds.
	C	Back Panel = 9 yds.
	D	Back Cushion = 4 yds.
	E	Seat Cushion Top = 4 yds.
	F	Seat Cushion Bottom = 4 yds.

Also applicable to models with veneer or laminate as accent tier (B).



**72" Depth Booth with Open Canopy**

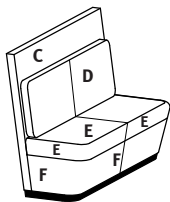
Model	Location	COM Requirement
6535	A	Canopy = $10\frac{3}{4}$ yds.
	B	Upholstered Accent Tier = $4\frac{1}{2}$ yds.
	C	Back Panel = 9 yds.
	D	Back Cushion = 4 yds.
	E	Seat Cushion Top = 4 yds.
	F	Seat Cushion Bottom = 4 yds.

Also applicable to models with veneer or laminate as accent tier (B).

# CO-OP MEETING SPACES // DESIGNED BY QDESIGN

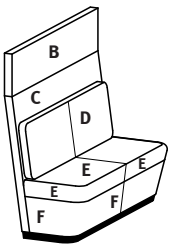
## UPHOLSTERY COMBINATIONS:

- » When combining multiple fabrics, please utilize the Co-op multi-tone fabric calculator located on the Arcadia website to determine applicable upcharges. If additional assistance is required, contact client services at [client\\_services@arcadiacontract.com](mailto:client_services@arcadiacontract.com) or 800-585-5957.
- » Excluding the back and seat cushions, fabric upholstery will always be railroaded.
- » For multiple seating models, please contact client services for assistance with exact yardage requirements.
- » Note: Yardage amounts are based on fabric which is plain (i.e. non-directional) and a full 54" wide.
- » Appropriate upholstery code must be included.



60" Wide Seating Unit

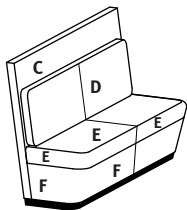
Model	Location	COM Requirement
6502	C	Back Panel = 4 yds.
	D	Back Cushion = $1\frac{3}{4}$ yds.
	E	Seat Cushion Top = $1\frac{3}{4}$ yds.
	F	Seat Cushion Bottom = $1\frac{3}{4}$ yds.



60" Wide Private Seating Unit

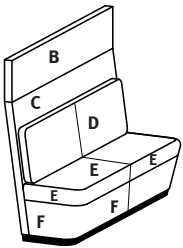
Model	Location	COM Requirement
6503	B	Upholstered Accent Tier = 2 yds.
	C	Back Panel = 4 yds.
	D	Back Cushion = $1\frac{3}{4}$ yds.
	E	Seat Cushion Top = $1\frac{3}{4}$ yds.
	F	Seat Cushion Bottom = $1\frac{3}{4}$ yds.

Also applicable to models with veneer or laminate as accent tier (B).



72" Wide Seating Unit

Model	Location	COM Requirement
6504	C	Back Panel = $4\frac{1}{2}$ yds.
	D	Back Cushion = 2 yds.
	E	Seat Cushion Top = 2 yds.
	F	Seat Cushion Bottom = 2 yds.



72" Wide Private Seating Unit

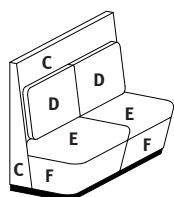
Model	Location	COM Requirement
6505	B	Upholstered Accent Tier = $2\frac{1}{4}$ yds.
	C	Back Panel = $4\frac{1}{2}$ yds.
	D	Back Cushion = 2 yds.
	E	Seat Cushion Top = 2 yds.
	F	Seat Cushion Bottom = 2 yds.

Also applicable to models with veneer or laminate as accent tier (B).

# CO-OP MEETING SPACES // DESIGNED BY QDESIGN

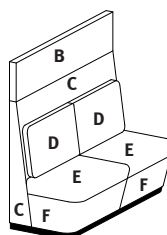
## UPHOLSTERY COMBINATIONS:

- » When combining multiple fabrics, please utilize the Co-op multi-tone fabric calculator located on the Arcadia website to determine applicable upcharges. If additional assistance is required, contact client services at [client\\_services@arcadiacontract.com](mailto:client_services@arcadiacontract.com) or 800-585-5957.
- » Excluding the back and seat cushions, fabric upholstery will always be railroaded.
- » For multiple seating models, please contact client services for assistance with exact yardage requirements.
- » Note: Yardage amounts are based on fabric which is plain (i.e. non-directional) and a full 54" wide.
- » Appropriate upholstery code must be included.



**60" Wide Seating Unit, 90-Degree Back**

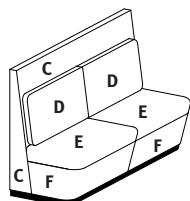
Model	Location	COM Requirement
6506	C	Back Panel = $4\frac{1}{2}$ yds.
	D	Back Cushion = $1\frac{3}{4}$ yds.
	E	Seat Cushion Top = $1\frac{3}{4}$ yds.
	F	Seat Cushion Bottom = $1\frac{3}{4}$ yds.



**60" Wide Private Seating Unit, 90-Degree Back**

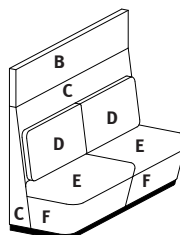
Model	Location	COM Requirement
6507	B	Upholstered Accent Tier = 2 yds.
	C	Back Panel = $4\frac{1}{2}$ yds.
	D	Back Cushion = $1\frac{3}{4}$ yds.
	E	Seat Cushion Top = $1\frac{3}{4}$ yds.
	F	Seat Cushion Bottom = $1\frac{3}{4}$ yds.

Also applicable to models with veneer or laminate as accent tier (B).



**72" Wide Seating Unit, 90-Degree Back**

Model	Location	COM Requirement
6508	C	Back Panel = 5 yds.
	D	Back Cushion = 2 yds.
	E	Seat Cushion Top = 2 yds.
	F	Seat Cushion Bottom = 2 yds.



**72" Wide Private Seating Unit, 90-Degree Back**

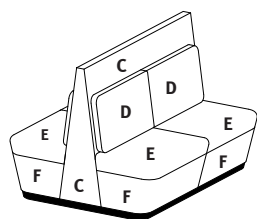
Model	Location	COM Requirement
6509	B	Upholstered Accent Tier = $2\frac{1}{4}$ yds.
	C	Back Panel = 5 yds.
	D	Back Cushion = 2 yds.
	E	Seat Cushion Top = 2 yds.
	F	Seat Cushion Bottom = 2 yds.

Also applicable to models with veneer or laminate as accent tier (B).

# CO-OP MEETING SPACES // DESIGNED BY QDESIGN

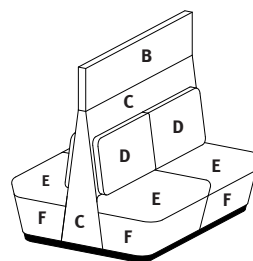
## UPHOLSTERY COMBINATIONS:

- » When combining multiple fabrics, please utilize the Co-op multi-tone fabric calculator located on the Arcadia website to determine applicable upcharges. If additional assistance is required, contact client services at [client\\_services@arcadiacontract.com](mailto:client_services@arcadiacontract.com) or 800-585-5957.
- » Excluding the back and seat cushions, fabric upholstery will always be railroaded.
- » For multiple seating models, please contact client services for assistance with exact yardage requirements.
- » Note: Yardage amounts are based on fabric which is plain (i.e. non-directional) and a full 54" wide.
- » Appropriate upholstery code must be included.



**60" Wide Public Back-to-Back Seating Unit, 90-Degree Back**

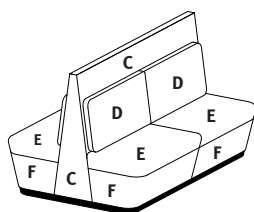
Model	Location	COM Requirement
6566	C	Back Panel = $4\frac{3}{4}$ yds.
	D	Back Cushion = $3\frac{1}{2}$ yds.
	E	Seat Cushion Top = $3\frac{1}{2}$ yds.
	F	Seat Cushion Bottom = $3\frac{1}{2}$ yds.



**60" Wide Private Back-to-Back Seating Unit, 90-Degree Back**

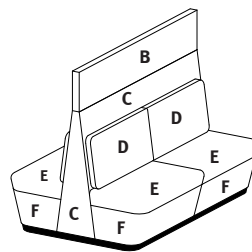
Model	Location	COM Requirement
6567	B	Upholstered Accent Tier = 2 yds.
	C	Back Panel = $4\frac{3}{4}$ yds.
	D	Back Cushion = $3\frac{1}{2}$ yds.
	E	Seat Cushion Top = $3\frac{1}{2}$ yds.
	F	Seat Cushion Bottom = $3\frac{1}{2}$ yds.

Also applicable to models with veneer or laminate as accent tier (B).



**72" Wide Public Back-to-Back Seating Unit, 90-Degree Back**

Model	Location	COM Requirement
6568	C	Back Panel = $5\frac{1}{4}$ yds.
	D	Back Cushion = 4 yds.
	E	Seat Cushion Top = 4 yds.
	F	Seat Cushion Bottom = 4 yds.



**72" Wide Private Back-to-Back Seating Unit, 90-Degree Back**

Model	Location	COM Requirement
6569	B	Upholstered Accent Tier = $2\frac{1}{4}$ yds.
	C	Back Panel = $5\frac{1}{4}$ yds.
	D	Back Cushion = 4 yds.
	E	Seat Cushion Top = 4 yds.
	F	Seat Cushion Bottom = 4 yds.

Also applicable to models with veneer or laminate as accent tier (B).