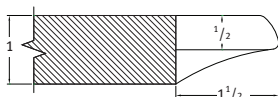


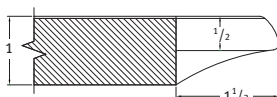
HUSH MEETING TABLES // DESIGNED BY 5D STUDIO



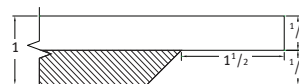
PRODUCT FEATURES/SPECIFICATIONS:



Veneer Top/Wood Edge



Laminate Top/Exposed Wood Edge



Corian Top/Exposed Wood Edge

- » Three table surface options: beech veneer, laminate or Corian.
- » All standard and custom wood finishes available.
- » For Super Matte Sable Beech finish, upcharge applies. Refer to options section for pricing.
- » For custom wood finishes, please add one-time upcharge of \$472 List per color per order.
- » Laminate tops available in all standard laminates.
- » For custom laminates, add \$590 List per color per order. Pre-approval required, please contact client services.
- » Corian top is 1/2" thick in lieu of standard table top thickness of 3/4" .
- » Refer to Terms and Conditions for edge finish details.
- » Metal pedestal base features adjustable glides and is offered in standard as well as premium finish selections.
- » Custom heights between 26" - 42" available, please specify and add \$231 List upcharge per unit. Price is based on the higher standard table height (e.g. 32" custom height, price is based on the 42" standard height plus \$231).
- » All dimensions are nominal.

CORIAN® COLORS:

- » CWN Designer White
- » CLN Linen
- » CTD Witch Hazel
- » CRC Rain Cloud
- » CGQ Grey Onyx
- » CSQ Stonique

STANDARD METAL BASE FINISHES:

- » 0199 Chrome
- » 0405 Charcoal Grey
- » 0535 Metallic Silver
- » 0630 Satin Black

PREMIUM METAL BASE FINISHES:

- » 0605 Matte Black
- » 0705 Matte Cotton
- » 0788 Glossy Cotton
- » 0805 Oasis
- » 0905 Mint
- » 1005 Mercury
- » 1105 Canary
- » 1205 Stone
- » 1305 Sage
- » 1405 Ice Blue
- » 1505 Clay


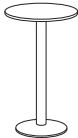

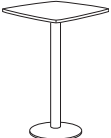

ORDERING REQUIREMENTS:

- » Model number
- » Table top finish
- » Metal base finish
- » Options, as applicable

HUSH MEETING TABLES // DESIGNED BY 5D STUDIO

ORDERING REQUIREMENTS:

- » Model number
- » Table top finish
- » Metal base finish
- » Options, as applicable

		MODEL NUMBER	VENEER OR LAMINATE	CORIAN (-CO)	COLUMN DIAMETER	BASE DIAMETER	WEIGHT (Veneer/Lam)
	Round, 29" Table Height						
	22" Dia.	HT-2229	1743	2420	3"	16"	30
	30" Dia.	HT-3029	2386	3454	4"	20"	60
	36" Dia.	HT-3629	3067	4858	4"	23"	80
	42" Dia.	HT-4229	3890	6422	4"	28"	105
	Round, 39" Table Height						
	22" Dia.	HT-2239	1852	2529	4"	16"	35
	30" Dia.	HT-3039	2519	3586	4"	20"	65
	36" Dia.	HT-3639	3227	5014	4"	23"	85
	Convex/Convex Square 29" Table Height						
	22" x 22"	HT-222229	1771	2447	3"	16"	35
	30" x 30"	HT-303029	2362	3432	4"	20"	65
	36" x 36"	HT-363629	3020	4814	4"	23"	85
	42" x 42"	HT-424229	3857	6390	4"	28"	105
	Convex/Convex Square 39" Table Height						
	22" x 22"	HT-222239	1839	2513	4"	16"	39
	30" x 30"	HT-303039	2505	3569	4"	20"	69
	36" x 36"	HT-363639	3215	5004	4"	23"	89
	Convex/Convex Rectangle 29" Table Height						
	30" x 60"	HT-306029	4441	6740	4"	20"	170
	36" x 72"	HT-367229	5718	9315	4"	23"	200

OPTIONS

-PF03	Premium Finish, 1 Base	139
-PF06	Premium Finish, 2 Bases	278
-SM05	Super Matte Sable Wood Finish	75