

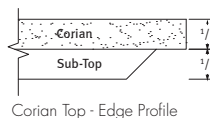
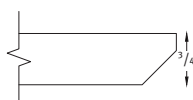
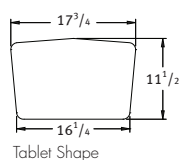
# HUDDLE LOUNGE // DESIGNED BY DAVID DAHL



## PRODUCT FEATURES:

- » Lounge chair models available in two back heights: 30<sup>1</sup>/<sub>2</sub>" and 33<sup>1</sup>/<sub>2</sub>".
- » Two standard metal platform base configurations: fixed beech wood legs or casters.
- » Mobile version comes standard with two locking casters in rear and two non-locking casters in front.
- » Optional pull available on back of mobile lounge chairs only.
- » Maximum weight capacity is 350 lbs. for lounge chairs, 700 lbs. for love seats and 1000 lbs. for sofas.
- » All dimensions are nominal.

## ROTATING TABLET:



- » Affixed to right or left arm, as specified.
- » Tablet size is 17<sup>3</sup>/<sub>4</sub>" W x 11<sup>1</sup>/<sub>2</sub>" D x 3<sup>3</sup>/<sub>4</sub>" thick.
- » Features 360-degree turning radius and is affixed to top of arm.
- » Surface finish options: beech veneer, laminate or Corian.
- » For maximum durability, a Corian tablet or laminate surface with a clear coat edge finish is recommended.
- » Refer to Terms and Conditions for edge finish details.

## POWER UNITS:

- » Unit affixed to right side of seating units, as seated, unless otherwise specified.
- » If specified in conjunction with a tablet, power unit will be mounted to same side as tablet unless otherwise specified.
- » Black or white finish with 120" electrical cord (no hardwire option available for this series).
- » Power units not available on units with casters.
- » UL listed.

# HUDDLE LOUNGE // DESIGNED BY DAVID DAHL

---

## POWER UNITS CONTINUED:



**PX1**  
5<sup>1</sup>/<sub>4</sub>" W x 2<sup>1</sup>/<sub>2</sub>" D  
One outlet, one USB-A and one USB-C charging port



**PX2**  
6<sup>5</sup>/<sub>8</sub>" W x 2<sup>1</sup>/<sub>2</sub>" D  
Two outlets, one USB-A and one USB-C charging port

## SPECIFICATIONS:

- » Metal platform base available in two finishes.
- » Wood legs available in all standard and custom wood finishes on beech.
- » For Super Matte Sable Beech finish, upcharge applies. Refer to options section for pricing.
- » For custom wood finishes, to legs and/or rotating tablet, please add one-time upcharge of \$472 List per color per order.
- » For custom laminates, add \$590 List per color per order. Pre-approval required, please contact client services.
- » Caster color will match specified metal platform finish, unless specified otherwise.
- » Soft-tread casters available, silver color only.

## CORIAN® COLORS:

- » CWN Designer White
- » CLN Linen
- » CTD Witch Hazel
- » CRC Rain Cloud
- » CGQ Grey Onyx
- » CSQ Stonique

## METAL PLATFORM FINISHES:

- » 0535 Metallic Silver
- » 0630 Satin Black





## ORDERING REQUIREMENTS:

- » Model number
- » Metal platform finish
- » Wood leg finish
- » Upholstery selection
- » Options, as applicable

# HUDDLE LOUNGE // DESIGNED BY DAVID DAHL

## ORDERING REQUIREMENTS:

- » Model number
- » Metal platform finish
- » Wood leg finish
- » Upholstery selection
- » Options, as applicable

MODEL NUMBER	PRODUCT SPECIFICATIONS	FABRIC GRADES										LEATHER	
		COM	A	1	2	COL 3	4	5	6	7	8	L1	L2
<b>2201</b>	<b>Lounge Chair</b> W 29 D 29 <sup>1</sup> / <sub>2</sub> H 30 <sup>1</sup> / <sub>2</sub> Seat Height 18 Inside Seat Width 19 <sup>1</sup> / <sub>2</sub> Inside Seat Depth 19 Arm Height 25 4 yds. 63 lbs. COL 80 sq. ft.	1985	2217	2333	2405	2521	2649	2769	2889	3001	3133	3681	4101
													
<b>2201-H</b>	<b>High Back Lounge Chair</b> W 29 D 29 <sup>1</sup> / <sub>2</sub> H 33 <sup>1</sup> / <sub>2</sub> Seat Height 18 Inside Seat Width 19 <sup>1</sup> / <sub>2</sub> Inside Seat Depth 19 Arm Height 25 4 <sup>1</sup> / <sub>2</sub> yds. 66 lbs. COL 90 sq. ft.	2119	2380	2511	2592	2722	2866	3001	3136	3262	3411	4027	4500
													
<b>2202</b>	<b>Love Seat</b> W 50 D 29 <sup>1</sup> / <sub>2</sub> H 30 <sup>1</sup> / <sub>2</sub> Seat Height 18 Inside Seat Width 40 <sup>1</sup> / <sub>2</sub> Inside Seat Depth 19 Arm Height 25 6 yds. 93 lbs. COL 120 sq. ft.	2638	2986	3160	3268	3442	3634	3814	3994	4162	4360	5182	5812
													
<b>2203</b>	<b>Sofa</b> W 70 D 29 <sup>1</sup> / <sub>2</sub> H 30 <sup>1</sup> / <sub>2</sub> Seat Height 18 Inside Seat Width 60 <sup>1</sup> / <sub>2</sub> Inside Seat Depth 19 Arm Height 25 8 yds. 118 lbs. COL 160 sq. ft.	3477	3941	4173	4317	4549	4805	5045	5285	5509	5773	6869	7709
													

## OPTIONS



-SM01	Super Matte Sable Wood Finish	10
-TAR09	Veneer/Laminate Rotating Tablet, Right (as seated)	426
-TAL09	Veneer/Laminate Rotating Tablet, Left (as seated)	426
-TAR09-CO	Corian Rotating Tablet, Right (as seated)	796
-TAL09-CO	Corian Rotating Tablet, Left (as seated)	796
-PX1-()	Power Matrix 1 (one power, one USB-A, one USB-C)	472
-PX2-()	Power Matrix 2 (dual power, one USB-A, one USB-C)	494
-NS04	Non-Skid Glides	25

Note: For power matrix faceplate, please specify black (-B) or white (-W) finish.

# HUDDLE LOUNGE // DESIGNED BY DAVID DAHL

## ORDERING REQUIREMENTS:

- » Model number
- » Metal platform finish
- » Upholstery selection
- » Options, as applicable

MODEL NUMBER	PRODUCT SPECIFICATIONS	FABRIC GRADES										LEATHER	
		COM	A	1	2	COL 3	4	5	6	7	8	L1	L2
<b>2221</b>	<b>Lounge Chair, Casters</b> W 29 D 29 <sup>1</sup> / <sub>2</sub> H 30 <sup>1</sup> / <sub>2</sub> Seat Height 18 Inside Seat Width 19 <sup>1</sup> / <sub>2</sub> Inside Seat Depth 19 Arm Height 25 4 yds. 63 lbs. COL 80 sq. ft.	2036	2268	2384	2456	2572	2700	2820	2940	3052	3184	3732	4152
													
<b>2221-H</b>	<b>High Back Lounge Chair, Casters</b> W 29 D 29 <sup>1</sup> / <sub>2</sub> H 33 <sup>1</sup> / <sub>2</sub> Seat Height 18 Inside Seat Width 19 <sup>1</sup> / <sub>2</sub> Inside Seat Depth 19 Arm Height 25 4 <sup>1</sup> / <sub>2</sub> yds. 66 lbs. COL 90 sq. ft.	2390	2651	2782	2863	2993	3137	3272	3407	3533	3682	4298	4771
													

OPTIONS			
-SM01	Super Matte Sable Wood Finish	10	
-TAR09	Veneer/Laminate Rotating Tablet, Right (as seated)	426	
-TAL09	Veneer/Laminate Rotating Tablet, Left (as seated)	426	
-TAR09-CO	Corian Rotating Tablet, Right (as seated)	796	
-TAL09-CO	Corian Rotating Tablet, Left (as seated)	796	
-P01	Pull Handle	63	
-STC02	Soft Tread Casters	61	

# HUDDLE LOUNGE // DESIGNED BY DAVID DAHL

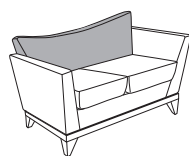
## UPHOLSTERY COMBINATIONS:

- » When combining two COM/COV/COL fabrics, or fabrics with the same grade, add \$105 List per unit.
- » When combining three COM/COV/COL fabrics, or fabrics with the same grade, add \$135 List per unit.
- » When combining different grades of fabric, price will be based on the highest grade specified.
- » Two-tone upholstery examples and yardage requirements for the most common combinations are listed below. Additional combinations available, please contact client services for yardage requirements and pricing.
- » Note: Yardage amounts are based on fabric which is plain (i.e. non-directional) and a full 54" wide.
- » Appropriate upholstery code must be included.



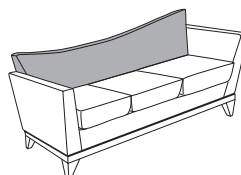
**Code HU1**

Model	COM Requirement
2201	Entire Back = $1\frac{3}{4}$ yds.
2221	Balance of Chair = $2\frac{3}{4}$ yds.



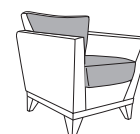
**Code HU2**

Model	COM Requirement
2202	Entire Back = $2\frac{1}{2}$ yds.
	Balance of Love Seat = 4 yds.



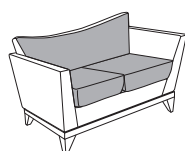
**Code HU3**

Model	COM Requirement
2203	Entire Back = $3\frac{1}{4}$ yds.
	Balance of Sofa = $5\frac{1}{4}$ yds.



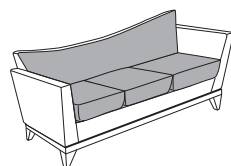
**Code HU4**

Model	COM Requirement
2201	Inside Back/Seat Cushion = $1\frac{1}{2}$ yds.
2221	Balance of Chair = $3\frac{1}{2}$ yds.



**Code HU5**

Model	COM Requirement
2202	Inside Back/Seat Cushion = $2\frac{1}{2}$ yds.
	Balance of Love Seat = $4\frac{1}{2}$ yds.




**Code HU6**

Model	COM Requirement
2203	Inside Back/Seat Cushion = $3\frac{1}{2}$ yds.
	Balance of Sofa = $5\frac{1}{2}$ yds.



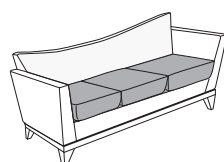
**Code HU7**

Model	COM Requirement
2201	Seat Cushion Only = 1 yd.
2221	Balance of Chair = $3\frac{1}{2}$ yds.



**Code HU8**

Model	COM Requirement
2202	Seat Cushion Only = 2 yds.
	Balance of Love Seat = $4\frac{1}{2}$ yds.



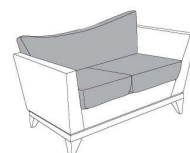
**Code HU9**

Model	COM Requirement
2203	Seat Cushion Only = 3 yds.
	Balance of Sofa = $5\frac{1}{2}$ yds.



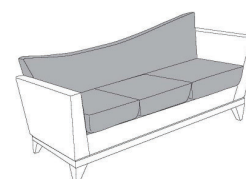
**Code HU10**

Model	COM Requirement
2201	Entire Back/Seat Cushion = $2\frac{1}{2}$ yds.
2221	Balance of Chair = $2\frac{1}{4}$ yds.



**Code HU11**

Model	COM Requirement
2202	Entire Back/Seat Cushion = $4\frac{1}{4}$ yds.
	Balance of Love Seat = $2\frac{1}{2}$ yds.



**Code HU12**

Model	COM Requirement
2203	Entire Back/Seat Cushion = 6 yds.
	Balance of Sofa = $3\frac{3}{4}$ yds.



**Code HU13**

Model	COM Requirement
2201-H	Entire Back = 2 yds.
2221-H	Balance of Chair = $2\frac{3}{4}$ yds.



**Code HU14**

Model	COM Requirement
2201-H	Inside Back/Seat Cushion = $1\frac{3}{4}$ yds.
2221-H	Balance of Chair = $3\frac{1}{2}$ yds.



**Code HU15**

Model	COM Requirement
2201-H	Seat Cushion Only = 1 yd.
2221-H	Balance of Chair = 4 yds.



**Code HU16**

Model	COM Requirement
2201-H	Entire Back/Seat Cushion = $2\frac{3}{4}$ yds.
2221-H	Balance of Chair = $2\frac{1}{4}$ yds.