

# HAVEN LOUNGE // DESIGNED BY DAVID DAHL



## PRODUCT FEATURES:



### ARM CAP:

- Radiused edges for smooth surface contact.
- Finger-grip design for added stability.
- Generously proportioned to provide greater support.
- Field-replaceable arm caps featured on all open arm models only.



### FLEX BACK:

- Featured on all lounge models (love seats and sofas not applicable).
- Passive flex back motion provides long-term seated comfort.



### CLEAN-OUT PORTAL:

- Featured on all models including love seat and sofa.
- Clean-out area between seat and back enables crumbs and debris to fall through for maintenance ease.



### METAL SEAT FRAME:

- Metal seat frame construction ensures durability and allows in-field component replacement as well as add-on capability for tandem units.



### OPTIONAL REPLACEABLE UPHOLSTERY:

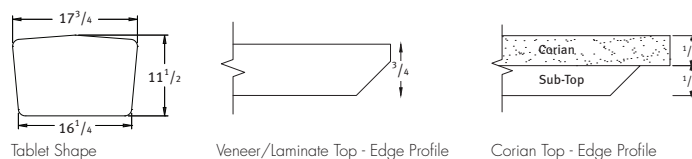
- Replaceable seat cover available on all models.
- Replaceable back cover available on all lounge models (love seats and sofas not applicable).

# HAVEN LOUNGE // DESIGNED BY DAVID DAHL

## PRODUCT FEATURES CONTINUED:

- » Four arm options: open arm, inset panel arm, upholstered arm or fully upholstered.
- » Open arm, inset panel arm and upholstered arm models available in three arm cap options: beech wood, black urethane or Corian.
- » All models feature wood or metal frame with 6" height clearance for floor maintenance ease.
- » Wall-saver leg design.
- » Optional silver casters available on panel arm and fully upholstered lounge models only, at no upcharge. Black casters also available, please specify.
- » Please note that when casters are specified, wall-saver capability no longer applies.
- » Optional pull available on back of lounge chair with casters only. Satin nickel finish.
- » Maximum weight capacity is 400 lbs. for lounge chairs, 700 lbs. for love seats and 900 lbs. for sofas.
- » All dimensions are nominal.

## ROTATING TABLET:



- » **Available on upholstered arm and fully upholstered models only.**
- » Tablet size is 17<sup>3</sup>/<sub>4</sub>" W x 11<sup>1</sup>/<sub>2</sub>" D x 3<sup>3</sup>/<sub>4</sub>" thick with 360-degree turning radius.
- » Three tablet surface options: beech veneer, laminate or Corian.
- » For maximum durability, a laminate or Corian surface with a clear coat edge finish is recommended.
- » Refer to Terms and Conditions for edge finish details.

## CUP HOLDER:

- » **Dimensions: 5" diameter.**
- » Cup holder will be mounted to right side, as seated, unless otherwise specified.
- » If specified in conjunction with a tablet, cup holder will be mounted to opposite side, unless otherwise specified.
- » Cup holder finish is 0299 Polished Aluminum, with black laminate insert.

## POWER UNITS:

- » Unit affixed to right side of seating units, as seated, unless otherwise specified.
- » If specified in conjunction with a tablet, power unit will be mounted to same side as tablet unless otherwise specified.
- » Black or white finish with 120" electrical cord (no hardwire option available for this series).
- » Power units not available on units with casters.
- » UL listed.



**PX1**  
5<sup>1</sup>/<sub>4</sub>" W x 2<sup>1</sup>/<sub>2</sub>" D  
One outlet, one USB-A and one USB-C charging port



**PX2**  
6<sup>5</sup>/<sub>8</sub>" W x 2<sup>1</sup>/<sub>2</sub>" D  
Two outlets, one USB-A and one USB-C charging port

# HAVEN LOUNGE // DESIGNED BY DAVID DAHL

---

## SPECIFICATIONS:

- » Wood frame, arm caps and tablet available in all standard and custom finishes on beech.
- » For Super Matte Sable Beech finish, upcharge applies. Refer to options section for pricing.
- » For custom wood finishes to frame, arm caps, legs and/or tablet, please add one-time upcharge of \$472 List per color per order.
- » For custom laminates (tablet only), add \$590 List per color per order. Pre-approval required, please contact client services.
- » Metal frame available in two finishes. For non-standard options, please contact client services.

## CORIAN® COLORS:

- » CWN Designer White
- » CLN Linen
- » CTD Witch Hazel
- » CRC Rain Cloud
- » CGQ Grey Onyx
- » CSQ Stonique

## METAL FRAME FINISHES:

- » 0405 Charcoal Grey
- » 0535 Metallic Silver

## ORDERING REQUIREMENTS:



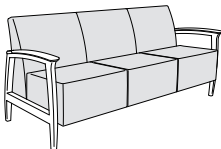
- » Model number
- » Frame finish
- » Arm cap finish
- » Upholstery selection
- » Options, as applicable

# HAVEN LOUNGE // DESIGNED BY DAVID DAHL

## ORDERING REQUIREMENTS:

- » Model number
- » Upholstery selection
- » Frame finish
- » Options, as applicable
- » Arm cap finish

Note: For Corian arm caps, specify '-CO' in place of '-W' after model number and refer to options below for upcharge.

MODEL NUMBER	PRODUCT SPECIFICATIONS		FABRIC GRADES										LEATHER	
			COM	A	1	2	COL 3	4	5	6	7	8	L1	L2
<b>4961-W</b> <b>M4961-W (METAL FRAME)</b>	<b>Lounge Chair, Open Arm Wood Arm Caps</b> W 28 D 30 <sup>1</sup> / <sub>2</sub> H 34 <sup>1</sup> / <sub>2</sub> Seat Height 18 Inside Seat Width 23 Inside Seat Depth 18 <sup>1</sup> / <sub>2</sub> Arm Height 25 <sup>3</sup> / <sub>4</sub> 3 yds. 59 lbs. COL 60 sq. ft.	Wood Frame	2368	2542	2629	2683	2770	2866	2956	3046	3130	3229	3640	3955
		Metal Frame	2298	2472	2559	2613	2700	2796	2886	2976	3060	3159	3570	3885
<b>4962-W</b> <b>M4962-W (METAL FRAME)</b>	<b>Love Seat, Open Arm Wood Arm Caps</b> W 51 <sup>1</sup> / <sub>4</sub> D 30 <sup>1</sup> / <sub>2</sub> H 34 <sup>1</sup> / <sub>2</sub> Seat Height 18 Inside Seat Width 46 Inside Seat Depth 18 <sup>1</sup> / <sub>2</sub> Arm Height 25 <sup>3</sup> / <sub>4</sub> 5 yds. 81 lbs. COL 100 sq. ft.	Wood Frame	2998	3288	3433	3523	3668	3828	3978	4128	4268	4433	5118	5643
		Metal Frame	2911	3201	3346	3436	3581	3741	3891	4041	4181	4346	5031	5556
<b>4963-W</b> <b>M4963-W (METAL FRAME)</b>	<b>Sofa, Open Arm Wood Arm Caps</b> W 75 <sup>1</sup> / <sub>4</sub> D 30 <sup>1</sup> / <sub>2</sub> H 34 <sup>1</sup> / <sub>2</sub> Seat Height 18 Inside Seat Width 69 Inside Seat Depth 18 <sup>1</sup> / <sub>2</sub> Arm Height 25 <sup>3</sup> / <sub>4</sub> 7 yds. 119 lbs. COL 140 sq. ft.	Wood Frame	3790	4196	4399	4525	4728	4952	5162	5372	5568	5799	6758	7493
		Metal Frame	3678	4084	4287	4413	4616	4840	5050	5260	5456	5687	6646	7381
<b>-PA</b>	<b>Upholstered Inset Panel Arm (wood or metal frame, per arm)</b> 1 <sup>1</sup> / <sub>2</sub> yds. COL 30 sq. ft.		219	306	350	377	420	468	513	558	600	650	855	1013




## OPTIONS

-SM01	Super Matte Sable Wood Finish, Arm Cap (per arm)	10
-SM03	Super Matte Sable Wood Finish, Frame	30
-CO05	Corian Arm Cap (per arm)	213
-SC02	Replaceable Seat Cover (all models, per seat)	76
-BC02	Replaceable Back Cover (lounge model only)	58
-MB02	Moisture Barrier, Lounge (seat only)	121
-MB03	Moisture Barrier, Love Seat (seat only)	184
-MB05	Moisture Barrier, Sofa (seat only)	272
-NS04	Non-Skid Glides	25

# HAVEN LOUNGE // DESIGNED BY DAVID DAHL

## ORDERING REQUIREMENTS:

- » Model number
- » Frame finish
- » Upholstery selection
- » Options, as applicable

MODEL NUMBER	PRODUCT SPECIFICATIONS		FABRIC GRADES										LEATHER	
			COM	A	1	2	COL 3	4	5	6	7	8	L1	L2
<b>4961-U</b> <b>M4961-U (METAL FRAME)</b> 	<b>Lounge Chair, Open Arm</b> <b>Black Urethane Arm Caps</b> W 28 D 30 <sup>1</sup> / <sub>2</sub> H 34 <sup>1</sup> / <sub>2</sub> Seat Height 18 Inside Seat Width 23 Inside Seat Depth 18 <sup>1</sup> / <sub>2</sub> Arm Height 25 <sup>3</sup> / <sub>4</sub> 3 yds. 59 lbs. COL 60 sq. ft.	Wood Frame	2368	2542	2629	2683	2770	2866	2956	3046	3130	3229	3640	3955
		Metal Frame	2298	2472	2559	2613	2700	2796	2886	2976	3060	3159	3570	3885
<b>4962-U</b> <b>M4962-U (METAL FRAME)</b> 	<b>Love Seat, Open Arm</b> <b>Black Urethane Arm Caps</b> W 51 <sup>1</sup> / <sub>4</sub> D 30 <sup>1</sup> / <sub>2</sub> H 34 <sup>1</sup> / <sub>2</sub> Seat Height 18 Inside Seat Width 46 Inside Seat Depth 18 <sup>1</sup> / <sub>2</sub> Arm Height 25 <sup>3</sup> / <sub>4</sub> 5 yds. 81 lbs. COL 100 sq. ft.	Wood Frame	2998	3288	3433	3523	3668	3828	3978	4128	4268	4433	5118	5643
		Metal Frame	2911	3201	3346	3436	3581	3741	3891	4041	4181	4346	5031	5556
<b>4963-U</b> <b>M4963-U (METAL FRAME)</b> 	<b>Sofa, Open Arm</b> <b>Black Urethane Arm Caps</b> W 75 <sup>1</sup> / <sub>4</sub> D 30 <sup>1</sup> / <sub>2</sub> H 34 <sup>1</sup> / <sub>2</sub> Seat Height 18 Inside Seat Width 69 Inside Seat Depth 18 <sup>1</sup> / <sub>2</sub> Arm Height 25 <sup>3</sup> / <sub>4</sub> 7 yds. 119 lbs. COL 140 sq. ft.	Wood Frame	3790	4196	4399	4525	4728	4952	5162	5372	5568	5799	6758	7493
		Metal Frame	3678	4084	4287	4413	4616	4840	5050	5260	5456	5687	6646	7381
<b>-PA</b>	<b>Upholstered Inset Panel Arm</b> <b>(wood or metal frame, per arm)</b> 1 <sup>1</sup> / <sub>2</sub> yds. COL 30 sq. ft.		219	306	350	377	420	468	513	558	600	650	855	1013




OPTIONS		
-SM01	Super Matte Sable Wood Finish, Arm Cap (per arm)	10
-SM03	Super Matte Sable Wood Finish, Frame	30
-CO05	Corian Arm Cap (per arm)	213
-SC02	Replaceable Seat Cover (all models, per seat)	76
-BC02	Replaceable Back Cover (lounge model only)	58
-MB02	Moisture Barrier, Lounge (seat only)	121
-MB03	Moisture Barrier, Love Seat (seat only)	184
-MB05	Moisture Barrier, Sofa (seat only)	272
-NS04	Non-Skid Glides	25

# HAVEN LOUNGE // DESIGNED BY DAVID DAHL

## ORDERING REQUIREMENTS:

- » Model number
- » Leg finish
- » Upholstery selection
- » Options, as applicable

Note: Panel arm thickness with urethane arm caps is 1" less than with wood or Corian arm caps.

MODEL NUMBER	PRODUCT SPECIFICATIONS		FABRIC GRADES										LEATHER	
			COM	A	1	2	COL 3	4	5	6	7	8	L1	L2
<b>4965-U</b> <b>M4965-U (METAL LEGS)</b> 	<b>Lounge Chair, Upholstered Arm</b> <b>Black Urethane Arm Caps</b> W 27 <sup>1</sup> / <sub>2</sub> D 30 <sup>1</sup> / <sub>2</sub> H 34 <sup>1</sup> / <sub>2</sub> Seat Height 18 Inside Seat Width 23 Inside Seat Depth 18 <sup>1</sup> / <sub>2</sub> Arm Height 25 <sup>3</sup> / <sub>4</sub> 5 <sup>1</sup> / <sub>2</sub> yds. 84 lbs. COL 110 sq. ft.	Wood Legs	2370	2689	2849	2948	3107	3283	3448	3613	3767	3949	4702	5280
		Metal Legs	2190	2509	2669	2768	2927	3103	3268	3433	3587	3769	4522	5100
<b>4966-U</b> <b>M4966-U (METAL LEGS)</b> 	<b>Love Seat, Upholstered Arm</b> <b>Black Urethane Arm Caps</b> W 51 <sup>1</sup> / <sub>4</sub> D 30 <sup>1</sup> / <sub>2</sub> H 34 <sup>1</sup> / <sub>2</sub> Seat Height 18 Inside Seat Width 47 Inside Seat Depth 18 <sup>1</sup> / <sub>2</sub> Arm Height 25 <sup>3</sup> / <sub>4</sub> 7 <sup>1</sup> / <sub>2</sub> yds. 118 lbs. COL 150 sq. ft.	Wood Legs	3042	3477	3695	3830	4047	4287	4512	4737	4947	5195	6222	7010
		Metal Legs	2811	3246	3464	3599	3816	4056	4281	4506	4716	4964	5991	6779
<b>4967-U</b> <b>M4967-U (METAL LEGS)</b> 	<b>Sofa, Upholstered Arm</b> <b>Black Urethane Arm Caps</b> W 74 <sup>3</sup> / <sub>4</sub> D 30 <sup>1</sup> / <sub>2</sub> H 34 <sup>1</sup> / <sub>2</sub> Seat Height 18 Inside Seat Width 70 <sup>1</sup> / <sub>2</sub> Inside Seat Depth 18 <sup>1</sup> / <sub>2</sub> Arm Height 25 <sup>3</sup> / <sub>4</sub> 9 <sup>1</sup> / <sub>2</sub> yds. 150 lbs. COL 190 sq. ft.	Wood Legs	4316	4867	5143	5314	5589	5893	6178	6463	6729	7043	8344	9342
		Metal Legs	3990	4541	4817	4988	5263	5567	5852	6137	6403	6717	8018	9016



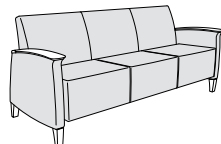
OPTIONS		
-SM01	Super Matte Sable Wood Finish, Legs	10
-SC02	Replaceable Seat Cover (all models, per seat)	76
-BC02	Replaceable Back Cover (lounge model only)	58
-MB02	Moisture Barrier, Lounge (seat only)	121
-MB03	Moisture Barrier, Love Seat (seat only)	184
-MB05	Moisture Barrier, Sofa (seat only)	272
-NS04	Non-Skid Glides	25
-C02	Casters (lounge model only)	61
-P01	Pull (lounge model only, when specified with casters)	63

# HAVEN LOUNGE // DESIGNED BY DAVID DAHL

## ORDERING REQUIREMENTS:

- » Model number
- » Upholstery selection
- » Frame finish
- » Options, as applicable
- » Arm cap finish

Note: For Corian arm caps, specify '-CO' in place of '-W' after model number and refer to options below for upcharge.

MODEL NUMBER	PRODUCT SPECIFICATIONS	FABRIC GRADES										LEATHER		
		COM	A	1	2	COL 3	4	5	6	7	8	L1	L2	
<b>4971-W</b> <b>M4971-W</b> (METAL LEGS)	<b>Lounge Chair, Upholstered Arm Wood Arm Caps</b> W 29 <sup>1</sup> / <sub>2</sub> D 30 <sup>1</sup> / <sub>2</sub> H 34 <sup>1</sup> / <sub>2</sub> Seat Height 18 Inside Seat Width 23 Inside Seat Depth 18 <sup>1</sup> / <sub>2</sub> Arm Height 25 <sup>3</sup> / <sub>4</sub> 5 <sup>1</sup> / <sub>2</sub> yds. 84 lbs. COL 110 sq. ft.	Wood Frame	2370	2689	2849	2948	3107	3283	3448	3613	3767	3949	4702	5280
		Metal Frame	2300	2619	2779	2878	3037	3213	3378	3543	3697	3879	4632	5210
<b>4972-W</b> <b>M4972-W</b> (METAL LEGS)	<b>Love Seat, Upholstered Arm Wood Arm Caps</b> W 53 <sup>1</sup> / <sub>4</sub> D 30 <sup>1</sup> / <sub>2</sub> H 34 <sup>1</sup> / <sub>2</sub> Seat Height 18 Inside Seat Width 47 Inside Seat Depth 18 <sup>1</sup> / <sub>2</sub> Arm Height 25 <sup>3</sup> / <sub>4</sub> 7 <sup>1</sup> / <sub>2</sub> yds. 118 lbs. COL 150 sq. ft.	Wood Frame	3042	3477	3695	3830	4047	4287	4512	4737	4947	5195	6222	7010
		Metal Frame	2952	3387	3605	3740	3957	4197	4422	4647	4857	5105	6132	6920
<b>4973-W</b> <b>M4973-W</b> (METAL LEGS)	<b>Sofa, Upholstered Arm Wood Arm Caps</b> W 76 <sup>3</sup> / <sub>4</sub> D 30 <sup>1</sup> / <sub>2</sub> H 34 <sup>1</sup> / <sub>2</sub> Seat Height 18 Inside Seat Width 70 <sup>1</sup> / <sub>2</sub> Inside Seat Depth 18 <sup>1</sup> / <sub>2</sub> Arm Height 25 <sup>3</sup> / <sub>4</sub> 9 <sup>1</sup> / <sub>2</sub> yds. 150 lbs. COL 190 sq. ft.	Wood Frame	4110	4661	4937	5108	5383	5687	5972	6257	6523	6837	8138	9136
		Metal Frame	3990	4541	4817	4988	5263	5567	5852	6137	6403	6717	8018	9016

## OPTIONS

-SM01	Super Matte Sable Wood Finish, Arm Cap (per arm)	10
-SM02	Super Matte Sable Wood Finish, Rotating Tablet	20
-SM03	Super Matte Sable Wood Finish, Frame	30
-CO05	Corian Arm Cap (per arm)	213
-SC02	Replaceable Seat Cover (all models, per seat)	76
-BC02	Replaceable Back Cover (lounge model only, per back)	58
-MB02	Moisture Barrier, Lounge (seat only)	121
-MB03	Moisture Barrier, Love Seat (seat only)	184
-MB05	Moisture Barrier, Sofa (seat only)	272
-NS04	Non-Skid Glides (per chair)	25
-C02	Casters (lounge model only)	61
-CHR02	Cup Holder (polished aluminum)	241
-P01	Pull (lounge model only, when specified with casters)	63
-TAR08	Veneer/Laminate Rotating Tablet, Right (as seated)	488
-TAL08	Veneer/Laminate Rotating Tablet, Left (as seated)	488
-TAR08-CO	Corian Rotating Tablet, Right (as seated)	823
-TAL08-CO	Corian Rotating Tablet, Left (as seated)	823
-PX1-()	Power Matrix 1 (one power, one USB-A, one USB-C)	472
-PX2-()	Power Matrix 2 (dual power, one USB-A, one USB-C)	494




Note: for power matrix faceplate, please specify black (-B) or white (-W) finish.



# HAVEN LOUNGE // DESIGNED BY DAVID DAHL

## ORDERING REQUIREMENTS:

- » Model number
- » Leg finish
- » Upholstery selection
- » Options, as applicable

MODEL NUMBER	PRODUCT SPECIFICATIONS		FABRIC GRADES										LEATHER	
			COM	A	1	2	COL 3	4	5	6	7	8	L1	L2
<b>4975</b> <b>M4975 (METAL LEGS)</b>	<b>Lounge Chair, Fully Upholstered</b> W 28 <sup>1</sup> / <sub>2</sub> D 30 <sup>1</sup> / <sub>2</sub> H 34 <sup>1</sup> / <sub>2</sub> Seat Height 18 Inside Seat Width 23 Inside Seat Depth 18 <sup>1</sup> / <sub>2</sub> Arm Height 25 <sup>3</sup> / <sub>4</sub> 5 <sup>3</sup> / <sub>4</sub> yds. 84 lbs. COL 115 sq. ft.	Wood Legs	2243	2577	2744	2847	3014	3198	3370	3543	3704	3894	4681	5285
		Metal Legs	2179	2513	2680	2783	2950	3134	3306	3479	3640	3830	4617	5221
<b>4976</b> <b>M4976 (METAL LEGS)</b>	<b>Love Seat, Fully Upholstered</b> W 52 <sup>1</sup> / <sub>4</sub> D 30 <sup>1</sup> / <sub>2</sub> H 34 <sup>1</sup> / <sub>2</sub> Seat Height 18 Inside Seat Width 47 Inside Seat Depth 18 <sup>1</sup> / <sub>2</sub> Arm Height 25 <sup>3</sup> / <sub>4</sub> 7 <sup>3</sup> / <sub>4</sub> yds. 118 lbs. COL 155 sq. ft.	Wood Legs	2852	3302	3527	3666	3891	4139	4371	4604	4821	5077	6138	6952
		Metal Legs	2767	3217	3442	3581	3806	4054	4286	4519	4736	4992	6053	6867
<b>4977</b> <b>M4977 (METAL LEGS)</b>	<b>Sofa, Fully Upholstered</b> W 75 <sup>3</sup> / <sub>4</sub> D 30 <sup>1</sup> / <sub>2</sub> H 34 <sup>1</sup> / <sub>2</sub> Seat Height 18 Inside Seat Width 70 <sup>1</sup> / <sub>2</sub> Inside Seat Depth 18 <sup>1</sup> / <sub>2</sub> Arm Height 25 <sup>3</sup> / <sub>4</sub> 9 <sup>3</sup> / <sub>4</sub> yds. 150 lbs. COL 195 sq. ft.	Wood Legs	3702	4268	4551	4726	5009	5321	5613	5906	6179	6501	7836	8860
		Metal Legs	3592	4158	4441	4616	4899	5211	5503	5796	6069	6391	7726	8750

## OPTIONS

-SM01	Super Matte Sable Wood Finish, Legs	10
-SM02	Super Matte Sable Wood Finish, Rotating Tablet	20
-CO05	Corian Arm Cap (per arm)	213
-SC02	Replaceable Seat Cover (all models, per seat)	76
-BC02	Replaceable Back Cover (lounge model only, per back)	58
-MB02	Moisture Barrier, Lounge (seat only)	121
-MB03	Moisture Barrier, Love Seat (seat only)	184
-MB05	Moisture Barrier, Sofa (seat only)	272
-NS04	Non-Skid Glides (per chair)	25
-C02	Casters (lounge model only)	61
-CHR02	Cup Holder (polished aluminum)	241
-P01	Pull (lounge model only, when specified with casters)	63
-TAR08	Veneer/Laminate Rotating Tablet, Right (as seated)	488
-TAL08	Veneer/Laminate Rotating Tablet, Left (as seated)	488
-TAR08-CO	Corian Rotating Tablet, Right (as seated)	823
-TAL08-CO	Corian Rotating Tablet, Left (as seated)	823
-PX1-()	Power Matrix 1 (one power, one USB-A, one USB-C)	472
-PX2-()	Power Matrix 2 (dual power, one USB-A, one USB-C)	494



Note: for power matrix faceplate, please specify black (-B) or white (-W) finish.



# HAVEN LOUNGE // DESIGNED BY DAVID DAHL

ORDERING REQUIREMENTS:









- » Model number
- » Upholstery selection

MODEL NUMBER	PRODUCT SPECIFICATIONS	FABRIC GRADES										LEATHER	
		COM	A	1	2	COL 3	4	5	6	7	8	L1	L2
<b>RSC-4961</b> 	<b>Lounge Replacement Upholstered Seat Cover</b> 1 <sup>1</sup> / <sub>4</sub> yds. COL 25 sq. ft.  <b>Applies to:</b> 4961/M4961 Lounge 4965/M4965 Lounge 4971/M4971 Lounge 4975/M4975 Lounge	244	317	353	376	412	452	489	527	562	603	774	906
<b>RBC-4961</b> 	<b>Lounge Replacement Upholstered Back Cover</b> 1 <sup>3</sup> / <sub>4</sub> yds. COL 35 sq. ft.  <b>Applies to:</b> 4961/M4961 Lounge 4965/M4965 Lounge 4971/M4971 Lounge 4975/M4975 Lounge	244	346	397	428	479	535	587	640	689	747	986	1170

# HAVEN LOUNGE // DESIGNED BY DAVID DAHL

## ORDERING REQUIREMENTS:


- » Model number
- » Frame finish
- » Arm cap finish, as applicable

MODEL NUMBER	PRODUCT SPECIFICATIONS	LIST
<b>4961-05R (WOOD RIGHT ARM, AS SEATED)</b> <b>4961-05C (WOOD CENTER ARM, AS SEATED)</b> <b>4961-05L (WOOD LEFT ARM, AS SEATED)</b> 	<b>Open Arm Models - Replacement Wood Frame</b> <b>No Arm Cap</b> 11 lbs.	345
<b>M4961-05R (METAL RIGHT ARM, AS SEATED)</b> <b>M4961-05C (METAL CENTER ARM, AS SEATED)</b> <b>M4961-05L (METAL LEFT ARM, AS SEATED)</b> 	<b>Open Arm Models - Replacement Metal Frame</b> <b>No Arm Cap</b> 11 lbs.	342
<b>4961-07W (WOOD)</b> 	<b>Open Arm Models - Replacement Wood Arm Cap</b> 2 lbs.	120
<b>4961-07U (URETHANE)</b> 	<b>Open Arm Models - Replacement Black Urethane Arm Cap</b> 2 lbs.	120
<b>4961-07C (CORIAN)</b> 	<b>Open Arm Models - Corian Replacement Arm Cap</b> <b>(standard colors only)</b> 2 lbs.	266
<b>4965-07U (URETHANE)</b> 	<b>Upholstered Arm Models - Replacement Black Urethane</b> <b>Arm Cap (specific to models on page 6)</b> 2 lbs.	120
<b>4971-07W (WOOD)</b> 	<b>Upholstered Arm Models - Replacement Wood Arm Cap</b> 2 lbs.	120
<b>4971-07C (CORIAN)</b> 	<b>Upholstered Arm Models - Replacement Corian Arm Cap</b> <b>(standard colors only)</b> 2 lbs.	266

# HAVEN LOUNGE // DESIGNED BY DAVID DAHL


## UPHOLSTERY COMBINATIONS:

- » When combining two COM/COV/COL fabrics, or fabrics with the same grade, add \$105 List per unit.
- » When combining three COM/COV/COL fabrics, or fabrics with the same grade, add \$135 List per unit.
- » When combining different grades of fabric, price will be based on the highest grade specified.
- » Two-tone upholstery examples and yardage requirements for the most common combinations are listed below. Additional combinations available, please contact client services for yardage requirements and pricing.
- » Note: Yardage amounts are based on fabric which is plain (i.e. non-directional) and a full 54" wide.
- » Appropriate upholstery code must be included.



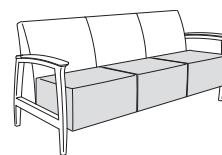
**Code**  
**Models**  
4961-W/M4961-W  
4961-U/M4961-U  
4980-ST/AO/EU  
M4980-ST/AO/EU

**HA5**  
**COM Requirement**  
Seat Cushion Only =  $1\frac{1}{4}$  yds.  
Balance of Chair =  $1\frac{3}{4}$  yds.



**Code**  
**Model**  
4962-W/M4962-W  
4962-U/M4962-U

**HA6**  
**COM Requirement**  
Seat Cushion Only =  $2\frac{1}{2}$  yds.  
Balance of Love Seat =  $3\frac{1}{2}$  yds.




**Code**  
**Model**  
4963-W/M4963-W  
4963-U/M4963-U

**HA7**  
**COM Requirement**  
Seat Cushion Only =  $3\frac{1}{2}$  yds.  
Balance of Sofa = 5 yds.




**Code**  
**Model**  
4965-U/M4965-U  
4971-W/M4971-W

**HA8**  
**COM Requirement**  
Seat Cushion Only =  $1\frac{1}{4}$  yds.  
Balance of Chair =  $4\frac{3}{4}$  yds.




**Code**  
**Model**  
4966-U/M4966-U  
4972-W/M4972-W

**HA9**  
**COM Requirement**  
Seat Cushion Only =  $2\frac{1}{2}$  yds.  
Balance of Love Seat =  $5\frac{3}{4}$  yds.




**Code**  
**Model**  
4967-U/M4967-U  
4973-W/M4973-W

**HA10**  
**COM Requirement**  
Seat Cushion Only =  $3\frac{1}{2}$  yds.  
Balance of Sofa = 7 yds.




**Code**  
**Model**  
4965-U/M4965-U  
4971-W/M4971-W

**HA11**  
**COM Requirement**  
Arm Panels =  $2\frac{3}{4}$  yds.  
Balance of Chair = 3 yds.



**Code**  
**Model**  
4966-U/M4966-U  
4972-W/M4972-W

**HA12**  
**COM Requirement**  
Arm Panels =  $2\frac{3}{4}$  yds.  
Balance of Love Seat = 6 yds.




**Code**  
**Model**  
4967-U/M4967-U  
4973-W/M4973-W

**HA13**  
**COM Requirement**  
Arm Panels =  $2\frac{3}{4}$  yds.  
Balance of Sofa =  $8\frac{1}{2}$  yds.




**Code**  
**Model**  
4975/M4975

**HA14**  
**COM Requirement**  
Seat Cushion Only =  $1\frac{1}{4}$  yds.  
Balance of Chair = 4 yds.



**Code**  
**Model**  
4976/M4976

**HA15**  
**COM Requirement**  
Seat Cushion Only =  $2\frac{1}{2}$  yds.  
Balance of Love Seat =  $5\frac{3}{4}$  yds.



**Code**  
**Model**  
4977/M4977

**HA16**  
**COM Requirement**  
Seat Cushion Only =  $3\frac{1}{2}$  yds.  
Balance of Sofa = 7 yds.


# HAVEN LOUNGE // DESIGNED BY DAVID DAHL

## UPHOLSTERY COMBINATIONS:


- » When combining two COM/COV/COL fabrics, or fabrics with the same grade, add \$105 List per unit.
- » When combining three COM/COV/COL fabrics, or fabrics with the same grade, add \$135 List per unit.
- » When combining different grades of fabric, price will be based on the highest grade specified.
- » Two-tone upholstery examples and yardage requirements for the most common combinations are listed below. Additional combinations available, please contact client services for yardage requirements and pricing.
- » Note: Yardage amounts are based on fabric which is plain (i.e. non-directional) and a full 54" wide.
- » Appropriate upholstery code must be included.




**Code**  
**HA17**  
Models  
4975/M4975  
COM Requirement  
Arms =  $2\frac{3}{4}$  yds.  
Balance of Chair = 3 yds.



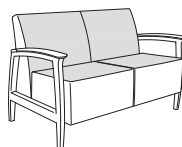
**Code**  
**HA18**  
Model  
4976/M4976  
COM Requirement  
Arms =  $2\frac{3}{4}$  yds.  
Balance of Love Seat = 6 yds.



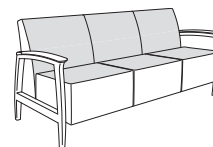
**Code**  
**HA19**  
Model  
4977/M4977  
COM Requirement  
Arms =  $2\frac{3}{4}$  yds.  
Balance of Sofa =  $8\frac{1}{2}$  yds.



**Code**  
**HA20**  
Model  
4961-W/M4961-W  
4961-U/M4961-U  
COM Requirement  
Inside Back/Top of Seat = 1 yd.  
Balance of Chair = 2 yds.



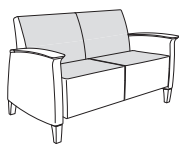
**Code**  
**HA21**  
Model  
4962-W/M4962-W  
4962-U/M4962-U  
COM Requirement  
Inside Back/Top of Seat = 2 yds.  
Balance of Love Seat =  $3\frac{1}{2}$  yds.



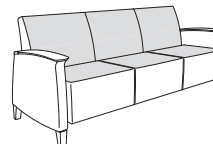
**Code**  
**HA22**  
Model  
4963-W/M4963-W  
4963-U/M4963-U  
COM Requirement  
Inside Back/Top of Seat = 3 yds.  
Balance of Sofa = 5 yds.



**Code**  
**HA23**  
Model  
4965-U/M4965-U  
4971-W/M4971-W  
COM Requirement  
Inside Back/Top of Seat = 1 yd.  
Balance of Chair = 4 yds.




**Code**  
**HA24**  
Model  
4966-U/M4966-U  
4972-W/M4972-W  
COM Requirement  
Inside Back/Top of Seat = 2 yds.  
Balance of Love Seat =  $6\frac{1}{2}$  yds.



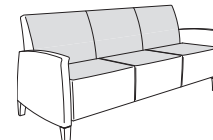
**Code**  
**HA25**  
Model  
4967-U/M4967-U  
4973-W/M4973-W  
COM Requirement  
Inside Back/Top of Seat = 3 yds.  
Balance of Sofa =  $7\frac{1}{2}$  yds.



**Code**  
**HA26**  
Model  
4975/M4975  
COM Requirement  
Inside Back/Top of Seat = 1 yd.  
Balance of Chair = 4 yds.



**Code**  
**HA27**  
Model  
4976/M4976  
COM Requirement  
Inside Back/Top of Seat = 2 yds.  
Balance of Love Seat = 6 yds.



**Code**  
**HA28**  
Model  
4977/M4977  
COM Requirement  
Inside Back/Top of Seat = 3 yds.  
Balance of Sofa = 8 yds.