

# LEAFLETTE KIDS' MODULAR // DESIGNED BY DAVID DAHL



## PRODUCT FEATURES/SPECIFICATIONS:

- » Models include kids'-size lounge chair, benches and connecting tables.
- » Benches and connecting tables available in five sizes to enable straight or curved configurations.
- » All models come standard with four (4) 5<sup>1</sup>/<sub>2</sub>" high beech wood or metal legs.
- » All standard and custom wood finishes available on beech.
- » For Super Matte Sable Beech finish, upcharge applies. Refer to options section for pricing.
- » For custom finishes to legs and/or tables, please add one-time upcharge of \$472 List per color per order.
- » Metal legs available in three finishes.
- » Maximum weight capacity is 500 lbs.
- » Models can join together as is, or to reduce the amount of legs as well as provide a more permanent connection, a ganging leg option is also available.
- » All dimensions are nominal.

## METAL LEG FINISHES:

- » 0299 Polished Aluminum
- » 0405 Charcoal Grey
- » 0535 Metallic Silver

## CONNECTING TABLE SPECIFICATIONS:

- » Available in maple, walnut and white oak, in all standard and custom wood finishes.
- » For Super Matte Sable finish on Maple or White Oak, upcharge applies. Refer to options section for pricing.
- » For custom finishes to tables, legs and/or rotating tablet, please add one-time upcharge of \$472 List per color per order.
- » Laminate top standard with laminate body, unless otherwise advised.
- » For Corian top, body will be veneer as standard, finish must be specified. For a laminate body, please contact client services for pricing.
- » Corian top is affixed to table surface increasing overall table height by 1/2". Please note that a 1/8" reveal will be present.
- » Tables join together with all Leaflette lounge and bench models as well as adult counterparts.

## CORIAN® COLORS:

- |                      |                  |
|----------------------|------------------|
| » CWN Designer White | » CRC Rain Cloud |
| » CLN Linen          | » CGQ Grey Onyx  |
| » CTD Witch Hazel    | » CSQ Stonique   |


# LEAFLETTE KIDS' MODULAR // DESIGNED BY DAVID DAHL

## 'BUDS' MODULAR BENCH PRODUCT FEATURES:


- » Available in four shapes to enable straight or curved configurations.
- » Each unit features 2" black laminate plinth base.
- » Benches available individually or in modular combinations.
- » Buds can be joined with other Leaf and Leaflette models but they cannot be affixed together (ganging connection not available).

## MODULAR ARRANGEMENTS:


- » Ganging leg connects two units together and reduces the overall quantity of legs.
- » To specify, please refer to units with "-G" in the model number.
- » **Note: Please include layout drawings or sketch with each order.**
- » Field assembly required.




Standard Leg - Front View



Ganging Leg - Front View



Standard Leg - Side View



Ganging Leg - Side View

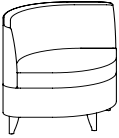
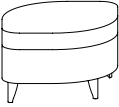


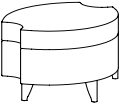
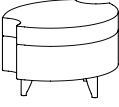
## ORDERING REQUIREMENTS:

- » Model number
- » Leg finish
- » Upholstery selection
- » Options, as applicable

# LEAFLETTE KIDS' MODULAR // DESIGNED BY DAVID DAHL

## ORDERING REQUIREMENTS:

- » Model number
- » Leg finish
- » Upholstery selection
- » Options, as applicable

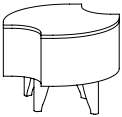



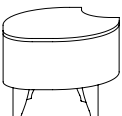
MODEL NUMBER	PRODUCT SPECIFICATIONS	FABRIC GRADES										LEATHER	
		COM	A	1	2	COL 3	4	5	6	7	8	L1	L2
<b>3770</b>	<b>Children's Lounge Chair</b> W 28 <sup>1</sup> / <sub>4</sub> D 21 <sup>1</sup> / <sub>2</sub> H 24 <sup>3</sup> / <sub>4</sub> Seat Height 15 Inside Seat Width 26 <sup>1</sup> / <sub>4</sub> Inside Seat Depth 17 <sup>3</sup> / <sub>4</sub> 2 <sup>1</sup> / <sub>2</sub> yds. 33 lbs. COL 50 sq. ft.	1714	1859	1932	1977	2049	2129	2204	2279	2349	2432	2774	3037
													
<b>3771</b>	<b>Children's Bench</b> W 28 <sup>1</sup> / <sub>4</sub> D 21 <sup>1</sup> / <sub>2</sub> H 15 Seat Height 15 1 <sup>1</sup> / <sub>2</sub> yds. 18 lbs. COL 30 sq. ft.	1466	1553	1597	1624	1667	1715	1760	1805	1847	1897	2102	2260
													
<b>3772</b>	<b>Children's Inline Bench</b> W 23 <sup>1</sup> / <sub>2</sub> D 21 <sup>1</sup> / <sub>2</sub> H 15 Seat Height 15 1 <sup>1</sup> / <sub>2</sub> yds. 17 lbs. COL 30 sq. ft.	1466	1553	1597	1624	1667	1715	1760	1805	1847	1897	2102	2260
													
<b>3773</b>	<b>Children's Inline/End Bench</b> W 25 <sup>3</sup> / <sub>4</sub> D 21 <sup>1</sup> / <sub>2</sub> H 15 Seat Height 15 1 <sup>1</sup> / <sub>2</sub> yds. 18 lbs. COL 30 sq. ft.	1466	1553	1597	1624	1667	1715	1760	1805	1847	1897	2102	2260
													
<b>3774</b>	<b>Children's 30-Degree Bench</b> W 27 <sup>1</sup> / <sub>4</sub> D 21 <sup>1</sup> / <sub>2</sub> H 15 Seat Height 15 1 <sup>1</sup> / <sub>2</sub> yds. 18 lbs. COL 30 sq. ft.	1476	1563	1607	1634	1677	1725	1770	1815	1857	1907	2112	2270
													
<b>3775</b>	<b>Children's 45-Degree Bench</b> W 27 <sup>1</sup> / <sub>4</sub> D 21 <sup>1</sup> / <sub>2</sub> H 15 Seat Height 15 1 <sup>1</sup> / <sub>2</sub> yds. 18 lbs. COL 30 sq. ft.	1500	1587	1631	1658	1701	1749	1794	1839	1881	1931	2136	2294
													
OPTIONS													
-SM01	Super Matte Sable Wood Finish	10											
-NS04	Non-Skid Glides	25											

# LEAFLETTE KIDS' MODULAR // DESIGNED BY DAVID DAHL

## ORDERING REQUIREMENTS:

- » Model number
- » Wood species
- » Wood finish
- » Leg finish
- » Options, as applicable

Note: For Corian top, specify '-CO' after model number and select color. Body is veneer as standard, finish must be specified.

MODEL NUMBER	PRODUCT SPECIFICATIONS	TABLE TOP FINISH	
		VENEER OR LAMINATE	CORIAN (-CO)
<b>3750</b> 	<b>Inline Table</b> W 16 <sup>3</sup> / <sub>4</sub> D 16 <sup>1</sup> / <sub>2</sub> H 13 <sup>1</sup> / <sub>4</sub> 15 lbs.	1408	1921
<b>3750-30</b> 	<b>30-Degree Table</b> W 18 <sup>1</sup> / <sub>4</sub> D 16 <sup>1</sup> / <sub>2</sub> H 13 <sup>1</sup> / <sub>4</sub> 15 lbs.	1408	1921
<b>3750-45</b> 	<b>45-Degree Table</b> W 19 D 16 <sup>3</sup> / <sub>4</sub> H 13 <sup>1</sup> / <sub>4</sub> 15 lbs.	1408	1921
<b>3750-90</b> 	<b>90-Degree Table</b> W 23 D 19 H 13 <sup>1</sup> / <sub>4</sub> 15 lbs.	1511	2065
<b>3755</b> 	<b>Inline/End Table</b> W 19 D 16 <sup>1</sup> / <sub>2</sub> H 13 <sup>1</sup> / <sub>4</sub> 15 lbs.	1420	2369

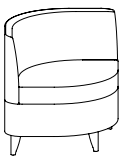
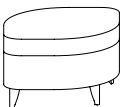
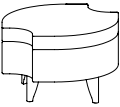
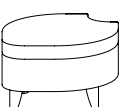


OPTIONS		
-SM04	Super Matte Sable Wood Finish	40
-NS04	Non-Skid Glides	25

# LEAFLETTE KIDS' MODULAR // DESIGNED BY DAVID DAHL

## ORDERING REQUIREMENTS:

- » Model number
- » Leg finish
- » Upholstery selection
- » Options, as applicable

Note: Models below feature ganging leg (-G) to connect units together. Please include layout drawings or sketch with each order.

MODEL NUMBER	PRODUCT SPECIFICATIONS	FABRIC GRADES										LEATHER	
		COM	A	1	2	COL 3	4	5	6	7	8	L1	L2
<b>3770-G</b> 	<b>Children's Lounge Chair, Ganging</b> W 28 <sup>1</sup> / <sub>4</sub> D 21 <sup>1</sup> / <sub>2</sub> H 24 <sup>3</sup> / <sub>4</sub> Seat Height 15 Inside Seat Width 26 <sup>1</sup> / <sub>4</sub> Inside Seat Depth 17 <sup>3</sup> / <sub>4</sub> 2 <sup>1</sup> / <sub>2</sub> yds. 33 lbs. COL 50 sq. ft.	1802	1947	2020	2065	2137	2217	2292	2367	2437	2520	2862	3125
<b>3771-G</b> 	<b>Children's Bench, Ganging</b> W 28 <sup>1</sup> / <sub>4</sub> D 21 <sup>1</sup> / <sub>2</sub> H 15 Seat Height 15 1 <sup>1</sup> / <sub>2</sub> yds. 18 lbs. COL 30 sq. ft.	1554	1641	1685	1712	1755	1803	1848	1893	1935	1985	2190	2348
<b>3772-G</b> 	<b>Children's In-Line Bench, Ganging</b> W 23 <sup>1</sup> / <sub>2</sub> D 21 <sup>1</sup> / <sub>2</sub> H 15 Seat Height 15 1 <sup>1</sup> / <sub>2</sub> yds. 18 lbs. COL 30 sq. ft.	1554	1641	1685	1712	1755	1803	1848	1893	1935	1985	2190	2348
<b>3773-G</b> 	<b>Children's In-Line/End Bench, Ganging</b> W 25 <sup>3</sup> / <sub>4</sub> D 21 <sup>1</sup> / <sub>2</sub> H 15 Seat Height 15 1 <sup>1</sup> / <sub>2</sub> yds. 18 lbs. COL 30 sq. ft.	1554	1641	1685	1712	1755	1803	1848	1893	1935	1985	2190	2348
<b>3774-G</b> 	<b>Children's 30-Degree Bench, Ganging</b> W 27 <sup>1</sup> / <sub>4</sub> D 21 <sup>1</sup> / <sub>2</sub> H 15 Seat Height 15 1 <sup>1</sup> / <sub>2</sub> yds. 18 lbs. COL 30 sq. ft.	1564	1651	1695	1722	1765	1813	1858	1903	1945	1995	2200	2358
<b>3775-G</b> 	<b>Children's 45-Degree Bench, Ganging</b> W 27 <sup>1</sup> / <sub>4</sub> D 21 <sup>1</sup> / <sub>2</sub> H 15 Seat Height 15 1 <sup>1</sup> / <sub>2</sub> yds. 18 lbs. COL 30 sq. ft.	1588	1675	1719	1746	1789	1837	1882	1927	1969	2019	2224	2382
OPTIONS													
-SM01	Super Matte Sable Wood Finish	10											
-NS04	Non-Skid Glides	25											

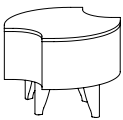

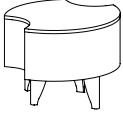

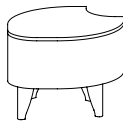
# LEAFLETTE KIDS' MODULAR // DESIGNED BY DAVID DAHL

## ORDERING REQUIREMENTS:

- » Model number
- » Wood species
- » Wood finish
- » Leg finish
- » Options, as applicable

Note: For Corian top, specify '-CO' after model number and select color. Body is veneer as standard, finish must be specified.

Note: Models below feature ganging leg (-G) to connect units together. Please include layout drawings or sketch with each order.

MODEL NUMBER	PRODUCT SPECIFICATIONS	TABLE TOP FINISH	
		VENEER OR LAMINATE	CORIAN (-CO)
<b>3750-G</b> 	<b>Inline Table, Ganging</b> W 16 <sup>3</sup> / <sub>4</sub> D 16 <sup>1</sup> / <sub>2</sub> H 13 <sup>1</sup> / <sub>4</sub> 15 lbs.	1496	2009
<b>3750-30-G</b> 	<b>30-Degree Table, Ganging</b> W 18 <sup>1</sup> / <sub>4</sub> D 16 <sup>1</sup> / <sub>2</sub> H 13 <sup>1</sup> / <sub>4</sub> 15 lbs.	1496	2009
<b>3750-45-G</b> 	<b>45-Degree Table, Ganging</b> W 19 D 16 <sup>3</sup> / <sub>4</sub> H 13 <sup>1</sup> / <sub>4</sub> 15 lbs.	1496	2009
<b>3750-90-G</b> 	<b>90-Degree Table, Ganging</b> W 23 D 19 H 13 <sup>1</sup> / <sub>4</sub> 15 lbs.	1599	2153
<b>3755-G</b> 	<b>Inline/End Table, Ganging</b> W 19 D 16 <sup>1</sup> / <sub>2</sub> H 13 <sup>1</sup> / <sub>4</sub> 15 lbs.	1508	2457

OPTIONS		
-SM04	Super Matte Sable Wood Finish	40
-NS04	Non-Skid Glides	25

LEAFLETTE KIDS' MODULAR

//

DESIGNED BY DAVID DAHL

ORDERING REQUIREMENTS:

- » Model number
- » Upholstery selection

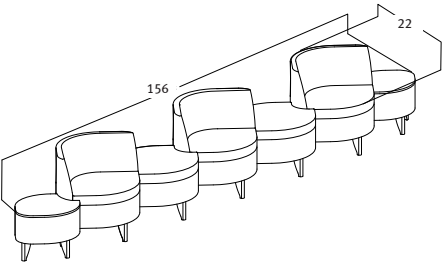
MODEL NUMBER	PRODUCT SPECIFICATIONS	FABRIC GRADES										LEATHER	
		COM	A	1	2	COL 3	4	5	6	7	8	L1	L2
3780	<b>Buds Children's Bench, Plinth Base</b> W 22 <sup>1</sup> / <sub>4</sub> D 17 <sup>1</sup> / <sub>4</sub> H 15 Seat Height 15 1 <sup>1</sup> / <sub>4</sub> yds. 13 lbs. COL 25 sq. ft.	1148	1221	1257	1280	1316	1356	1393	1431	1466	1507	1678	1810
3781	<b>Buds Children's InLine Bench, Plinth Base</b> W 18 <sup>1</sup> / <sub>2</sub> D 17 <sup>1</sup> / <sub>2</sub> H 15 Seat Height 15 1 yd. 12 lbs. COL 20 sq. ft.	1129	1187	1216	1234	1263	1295	1325	1355	1383	1416	1553	1658
3782	<b>Buds Children's InLine/End Bench, Plinth Base</b> W 19 <sup>3</sup> / <sub>4</sub> D 17 <sup>1</sup> / <sub>4</sub> H 15 Seat Height 15 1 yd. 12 lbs. COL 20 sq. ft.	1129	1187	1216	1234	1263	1295	1325	1355	1383	1416	1553	1658
3783	<b>Buds Children's 45-Degree Bench, Plinth Base</b> W 21 <sup>1</sup> / <sub>2</sub> D 17 <sup>1</sup> / <sub>4</sub> H 15 Seat Height 15 1 yd. 12 lbs. COL 20 sq. ft.	1129	1187	1216	1234	1263	1295	1325	1355	1383	1416	1553	1658

LEAFLETTE KIDS' MODULAR

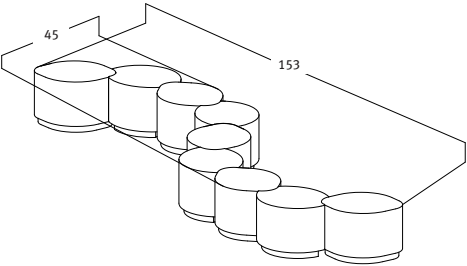
//

DESIGNED BY DAVID DAHL

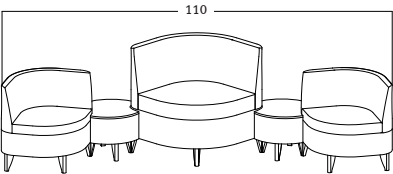
CONFIGURATION EXAMPLES:



Qty	Model #	Description	COM List
3	3770-G	Lounge Chair (\$1,802 each)	\$5,406
2	3772-G	Inline Benches (\$1,554 each)	\$3,108
2	3755-G	Inline/End Tables (\$1,508 each)	\$3,016
7			\$11,530



Qty	Model #	Description	COM List
5	3780	Buds Benches (\$1,148 each)	\$5,740
4	3783	Buds 45-Degree Benches (\$1,129)	\$4,516
9			\$10,256




Qty	Model #	Description	COM List
2	3770-G	Lounge Chairs (\$1,802 each)	\$3,604
1	3700-G	Leaf Lounge Chair	\$2,106
5	3750-30-G	30-Degree Tables (\$1,496 each)	\$2,992
			\$8,702



# LEAFLETTE KIDS' MODULAR // DESIGNED BY DAVID DAHL

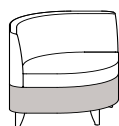
## UPHOLSTERY COMBINATIONS:

- » When combining two COM/COV/COL fabrics, or fabrics with the same grade, add \$105 List per unit.
- » When combining three COM/COV/COL fabrics, or fabrics with the same grade, add \$135 List per unit.
- » When combining different grades of fabric, price will be based on the highest grade specified.
- » Two-tone upholstery examples and yardage requirements for the most common combinations are listed below. Additional combinations available, please contact client services for yardage requirements and pricing.
- » Note: Yardage amounts are based on fabric which is plain (i.e. non-directional) and a full 54" wide.
- » Appropriate upholstery code must be included.



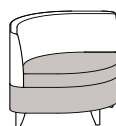
**Code LC1**

<u>Model</u>	<u>COM Requirement</u>
3770	Seat Cushion Only = $\frac{3}{4}$ yd.
3770-G	Balance of Chair = $1\frac{3}{4}$ yds.



**Code LC2**

<u>Model</u>	<u>COM Requirement</u>
3770	Seat Box Only = $\frac{3}{4}$ yd.
3770-G	Balance of Chair = $1\frac{3}{4}$ yds.



**Code LC3**

<u>Model</u>	<u>COM Requirement</u>
3770	Seat Cushion & Seat Box = $1\frac{1}{2}$ yds.
3770-G	Balance of Chair = $1\frac{1}{4}$ yds.



**Code LC4**

<u>Model</u>	<u>COM Requirement</u>
3771	Seat Cushion = 1 yd.
3771-G	Seat Box = $\frac{3}{4}$ yd.



**Code LC5**

<u>Model</u>	<u>COM Requirement</u>
3772	Seat Cushion = 1 yd.
3772-G	Seat Box = $\frac{3}{4}$ yd.



**Code LC6**

<u>Model</u>	<u>COM Requirement</u>
3773	Seat Cushion = 1 yd.
3773-G	Seat Box = $\frac{3}{4}$ yd.



**Code LC7**

<u>Model</u>	<u>COM Requirement</u>
3771	Top of Seat Only = $\frac{3}{4}$ yd.
3771-G	Balance of Bench = 1 yd.



**Code LC8**

<u>Model</u>	<u>COM Requirement</u>
3772	Top of Seat Only = $\frac{3}{4}$ yd.
3772-G	Balance of Bench = 1 yd.



**Code LC9**

<u>Model</u>	<u>COM Requirement</u>
3773	Top of Seat Only = $\frac{3}{4}$ yd.
3773-G	Balance of Bench = 1 yd.



**Code LC10**

<u>Model</u>	<u>COM Requirement</u>
3780	Top of Seat Only = $\frac{3}{4}$ yd.
	Balance of Bench = 1 yd.



**Code LC11**

<u>Model</u>	<u>COM Requirement</u>
3781	Top of Seat Only = $\frac{3}{4}$ yd.
	Balance of Bench = 1 yd.



**Code LC12**

<u>Model</u>	<u>COM Requirement</u>
3782	Top of Seat Only = $\frac{3}{4}$ yd.
	Balance of Bench = 1 yd.



**Code LC13**

<u>Model</u>	<u>COM Requirement</u>
3783	Top of Seat Only = $\frac{3}{4}$ yd.
	Balance of Bench = 1 yd.