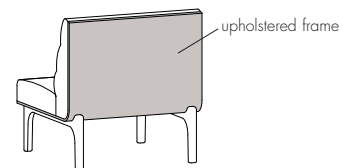


ISO WORK LOUNGE // DESIGNED BY QDESIGN



GENERAL PRODUCT FEATURES:

- » Single and two-seat models available with and without privacy panels.
- » Features upholstered frame that wraps behind the back and below the seat continuously.
- » Back cushion standard with channel stitching detail.
- » Die-cast aluminum base measures 10³/₄" in height from the bottom of the upholstered frame and features adjustable glides.
- » Mobile version comes standard with four locking casters.
- » Refer to page 6 for power unit options and mounting locations.
- » In-field base assembly required for all seating models.
- » Maximum weight capacity: 350 lbs. for single seat and 500 lbs. for two-seat units.
- » Please note that Canadian shipments are unable to be shipped blanket-wrapped and a 20% cartoning surcharge will always apply.
- » All dimensions are nominal.



CUBBY PRODUCT FEATURES:

- » Multi-functional cubby features open shelf for storage and comes standard with one Power Node.
- » Overall dimensions: 11³/₄" W x 28" D x 13¹/₄" H
- » Storage area dimensions: 11 W" x 17¹/₄" D x 7³/₄" H
- » Cubby surface finish options include walnut or white oak veneer as well as laminate selections.
- » Edge finish will match top finish unless specified otherwise.
- » Power Node is 3-3/8" in diameter and features one 15 amp simplex outlet, one usb-a and one usb-c charging ports and 72" electrical cord. Standard with chrome finish and white outlets/ports.
- » White finish with white outlets/ports also available, please specify.



ISO WORK LOUNGE // DESIGNED BY QDESIGN

ROTATING TABLET FEATURES:



Tablet Shape



Veneer/Laminate Top - Edge Profile

- » Available on models with cubbies.
- » Tablet size is 19¹/₄" W x 12 D x 3³/₄" thick.
- » Mounts to cubby top surface and features 180-degree turning radius.
- » Surface finish options include walnut or white oak veneer as well as laminate selections.
- » Exposed plywood edge. Refer to Terms and Conditions for edge finish details.

UPHOLSTERED PRIVACY PANELS:

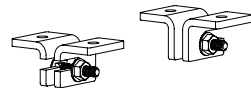
- » Panels are ordered separately from seating units.
- » 1" thick double-sided panel measures 52³/₄" from the floor.
- » Upholstered panels can be specified in fabric, vinyl or polyurethane materials.
- » Side panel must attach to a back panel (cannot be used independently).
- » Extension panel must attach to side panels (cannot be used independently).
- » All panels attach to each other with metal connectors.
- » Metal connector finish will match specified leg finish as standard, with the exception of polished aluminum.
- » For polished aluminum legs, metal connectors will be finished in 0535 Metallic Silver (polished aluminum connectors not available).
- » **Panels ship separately and require field-installation.**

MODULAR CONFIGURATIONS:

- » Multiple seating combinations with shared panels available. **Sketch or layout drawing required.**
- » Includes applicable ganging connectors to achieve desired configuration.

GANGING CONNECTOR FOR LINEAR CONFIGURATIONS (INDIVIDUAL UNITS WITHOUT SHARED PANELS):

- » For individual seating units and units with panels (not shared), optional ganging bracket available for more permanent connections in a linear arrangement.
- » Ordered separately, the set comes with a pair of left and right brackets to connect two units together.



SPECIFICATIONS:

- » Cubby and rotating tablet available in all standard and custom wood finishes on walnut and white oak.
- » For Super Matte Sable White Oak finish, upcharge applies. Refer to options section for pricing.
- » For custom wood finishes to cubby and/or tablet, please add one-time upcharge of \$472 List per color per order.
- » For custom laminates, add \$590 List per color per order. Pre-approval required, please contact client services.
- » Metal base available in standard and premium finishes.

STANDARD METAL BASE FINISHES:

- » 0299 Polished Aluminum
- » 0405 Charcoal Grey
- » 0535 Metallic Silver
- » 0630 Satin Black

PREMIUM METAL BASE FINISHES:

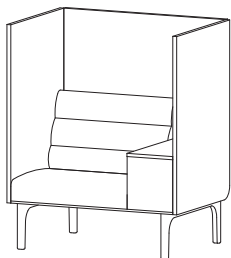
- » 0605 Matte Black
- » 0705 Matte Cotton
- » 0788 Glossy Cotton
- » 0805 Oasis
- » 0905 Mint
- » 1005 Mercury
- » 1105 Canary
- » 1205 Stone
- » 1305 Sage
- » 1405 Ice Blue
- » 1505 Clay

ORDERING REQUIREMENTS:

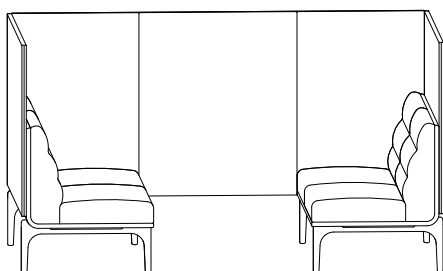
- » Model number
- » Cubby finish, as applicable
- » Metal base finish
- » Upholstery selection
- » Options, as applicable

ISO WORK LOUNGE // DESIGNED BY QDESIGN

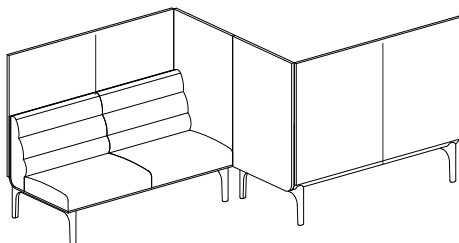
ORDERING EXAMPLES:



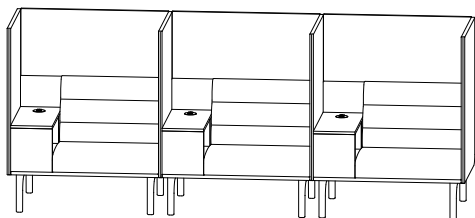
Qty	Model #	Description	COM List
1	6610-L	Single Seat, Cubby Left	\$3,011
1	66-B-1C	Back Panel, Single Seat with Cubby	\$712
1	66-R	Side Panel, Right	\$465
1	66-L	Side Panel, Left	\$465
			<u>\$4,653</u>



Qty	Model #	Description	COM List
2	6620	Two-Seat (\$3,529 each)	\$7,058
2	66-B-2	Back Panel, Two-Seat (\$979 each)	\$1,958
1	66-L	Side Panel, Left	\$465
1	66-R	Side Panel, Right	\$465
1	66-E	Extension Panel	\$894
			<u>\$10,840</u>



Qty	Model #	Description	COM List
2	6620	Two-Seat (\$3,529 each)	\$7,058
2	66-B-2	Back Panel, Two-Seat (\$959 each)	\$1,918
2	66-L	Side Panel, Left (\$455 each)	\$910
			<u>\$9,886</u>




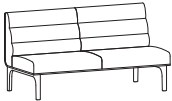


Qty	Model #	Description	COM List
3	6610-R	Single Seat, Cubby Right (\$3,011 each)	\$9,033
3	66-B-1C	Back Panel, Single Seat with Cubby (\$712 each)	\$2,136
3	66-R	Side Panel, Right (\$465 each)	\$1,395
1	66-L	Side Panel, Left	\$465
			<u>\$13,029</u>

ISO WORK LOUNGE // DESIGNED BY QDESIGN

ORDERING REQUIREMENTS:

- » Model number
- » Metal base finish
- » Cubby finish as applicable
- » Upholstery selection
- » Options, as applicable

MODEL NUMBER	PRODUCT SPECIFICATIONS	FABRIC GRADES										LEATHER	
		COM	A	1	2	COL 3	4	5	6	7	8	L1	L2
6610	Single Seat W 30 D 30 H 34 ¹ / ₂ Seat Height 17 ¹ / ₂ Seat Width 30 Seat Depth 20 ³ / ₄ 4 yds. 72 lbs. COL 80 sq. ft.	2300	2532	2648	2720	2836	2964	3084	3204	3316	3448	3996	4416
													
6610-L	Single Seat with Cubby, Left as seated W 41 ³ / ₄ D 30 H 34 ¹ / ₂ Seat Height 17 ¹ / ₂ Seat Width 30 Seat Depth 20 ³ / ₄ 4 ¹ / ₂ yds. 105 lbs. COL 90 sq. ft.	3011	3272	3403	3484	3614	3758	3893	4028	4154	4303	4919	5392
													
6610-R	Single Seat with Cubby, Right as seated W 41 ³ / ₄ D 30 H 34 ¹ / ₂ Seat Height 17 ¹ / ₂ Seat Width 30 Seat Depth 20 ³ / ₄ 4 ¹ / ₂ yds. 105 lbs. COL 90 sq. ft.	3011	3272	3403	3484	3614	3758	3893	4028	4154	4303	4919	5392
													
6620	Two-Seat W 60 D 30 H 34 ¹ / ₂ Seat Height 17 ¹ / ₂ Seat Width 60 Seat Depth 20 ³ / ₄ 7 yds. 132 lbs. COL 140 sq. ft.	3529	3935	4138	4264	4467	4691	4901	5111	5307	5538	6497	7232
													

OPTIONS


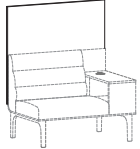
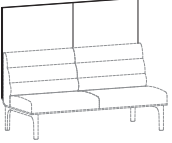
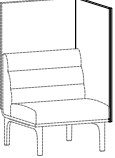
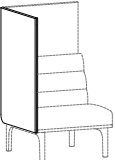
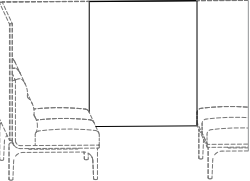
-TA01	Rotating Tablet	749
-PF03	Premium Finish	139
-SM01	Super Matte Sable Wood Finish, Rotating Tablet	10
-SM04	Super Matte Sable Wood Finish, Cubby	40
-C03	Castors	194
GC09 (ordered separately)	Ganging Connector	115

ISO WORK LOUNGE // DESIGNED BY QDESIGN

ORDERING REQUIREMENTS:

- » Model number
- » Upholstery selection

Note: For multiple seating combinations, or when using shared panels, please provide drawing or sketch with order.



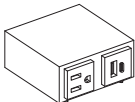
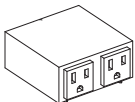
MODEL NUMBER	PRODUCT SPECIFICATIONS	FABRIC GRADES									
		COM	A	1	2	3	4	5	6	7	8
66-B-1 	Back Panel, Single Seat W 30 D 1 H 39 ¹ / ₄ 3 yds. 19 lbs.	609	783	870	924	1011	1107	1197	1287	1371	1470
66-B-1C 	Back Panel, Single Seat with Cubby W 41 ³ / ₄ D 1 H 39 ¹ / ₄ 3 yds. 23 lbs.	712	886	973	1027	1114	1210	1300	1390	1474	1573
66-B-2 	Back Panel, Two-Seat W 60 D 1 H 39 ¹ / ₄ 6 yds. 30 lbs.	979	1327	1501	1609	1783	1975	2155	2335	2503	2701
66-L 	Side Panel, Left as seated (must attach to a back panel) W 29 D 1 H 42 3 yds. 18 lbs.	465	639	726	780	867	963	1053	1143	1227	1326
66-R 	Side Panel, Right as seated (must attach to a back panel) W 29 D 1 H 42 3 yds. 18 lbs.	465	639	726	780	867	963	1053	1143	1227	1326
66-E 	Extension Panel (must attach with a back or side panel) W 36 D 1 H 42 3 yds. 21 lbs.	894	1068	1155	1209	1296	1392	1482	1572	1656	1755

ISO WORK LOUNGE // DESIGNED BY QDESIGN

ORDERING REQUIREMENTS:

- » Power unit model number should follow applicable seating model number.

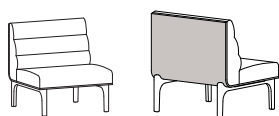
Note: No hardwire option available for this series.

MODEL NUMBER	PRODUCT SPECIFICATIONS	LIST
USB1-B (BLACK FINISH) 	USB Charging Dock 1 <ul style="list-style-type: none"> » Available on all models and is mounted below seats » Dimensions: 1" W x 1¹/₄" D x 3³/₄" H » Black finish » 5V DC 2.1A (10.5 watts) USB charging port with blue LED back lighting » 96" electrical cord (only length available) » UL listed » Unit is positioned 6" from left or right edge as well as centered, please specify location (left, center or right, as seated) 	123
USB3-B (BLACK FINISH) USB3-W (WHITE FINISH) 	USB Charging Dock 3 <ul style="list-style-type: none"> » Available on all models and is mounted below seats » Dimensions: 2¹/₂" W x 1¹/₂" D x 3³/₄" H » Black or white finish » One (1) USB-A and one (1) USB-C charging ports with blue LED back lighting » 96" electrical cord (only length available) » UL listed » Unit is positioned 6" from left or right edge as well as centered, please specify location (left, center or right, as seated) 	164
MT3-B (BLACK FINISH) MT3-W (WHITE FINISH) 	Mini-Tap 3 <ul style="list-style-type: none"> » Available on all models and is mounted below seats » Dimensions: 3" W x 3" D x 1³/₄" H » Black or white finish » One (1) simplex outlet, one (1) USB-A and one (1) USB-C charging ports » 72" electrical cord (only length available) » UL listed » Unit is positioned 6" from left or right edge as well as centered, please specify location (left, center or right, as seated) 	366
MT2-B (BLACK FINISH) MT2-W (WHITE FINISH) 	Mini-Tap 2 <ul style="list-style-type: none"> » Available on all models and is mounted below seats » Dimensions: 3" W x 3" D x 1³/₄" H » Black or white finish » Two (2) simplex outlets » 72" electrical cord (only length available) » Unit is positioned 6" from left or right edge as well as centered, please specify location (left, center or right, as seated) 	336

ISO WORK LOUNGE // DESIGNED BY QDESIGN

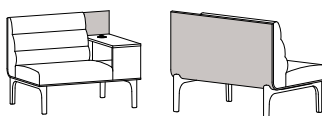
UPHOLSTERY COMBINATIONS:

- » When combining two COM/COV/COL fabrics, or fabrics with the same grade, add \$105 List per unit.
- » When combining three COM/COV/COL fabrics, or fabrics with the same grade, add \$135 List per unit.
- » When combining different grades of fabric, price will be based on the highest grade specified.
- » Two-tone upholstery examples and yardage requirements for the most common combinations are listed below. Additional combinations available, please contact client services yardage requirements and pricing.
- » Note: Yardage amounts are based on fabric which is plain (i.e. non-directional) and a full 54" wide.
- » Appropriate upholstery code must be included.




Code IS1

Model COM Requirement
6610 Upholstered Frame Only = $1\frac{3}{4}$ yds.
Balance of Unit = $2\frac{1}{4}$ yds.



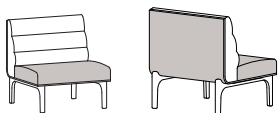
Code IS2

Model COM Requirement
6610-L Upholstered Frame Only = $2\frac{1}{4}$ yds.
6610-R Balance of Unit = $2\frac{1}{4}$ yds.



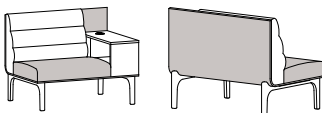
Code IS3

Model COM Requirement
6620 Upholstered Frame Only = 3 yds.
Balance of Unit = $4\frac{1}{2}$ yds.




Code IS4

Model COM Requirement
6610 Upholstered Frame &
Seat Cushion = $2\frac{3}{4}$ yds.
Balance of Unit = $1\frac{1}{4}$ yds.



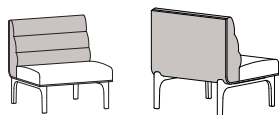
Code IS5

Model COM Requirement
6610-L Upholstered Frame &
Seat Cushion = $3\frac{1}{4}$ yds.
6610-R Balance of Unit = $1\frac{1}{4}$ yds.



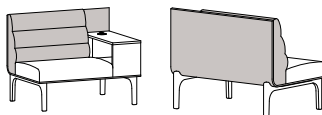
Code IS6

Model COM Requirement
6620 Upholstered Frame &
Seat Cushion = $5\frac{1}{4}$ yds.
Balance of Unit = $2\frac{1}{4}$ yds.




Code IS7

Model COM Requirement
6610 Upholstered Frame &
Back Cushion = 3 yds.
Balance of Unit = 1 yd.



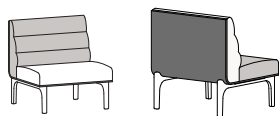
Code IS8

Model COM Requirement
6610-L Upholstered Frame &
Back Cushion = $3\frac{1}{2}$ yds.
6610-R Balance of Unit = 1 yd.



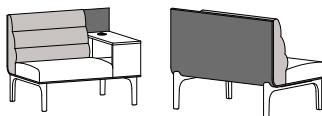
Code IS9

Model COM Requirement
6620 Upholstered Frame &
Back Cushion = 5 yds.
Balance of Unit = $2\frac{1}{4}$ yds.



Code IS10

Model COM Requirement
6610 Upholstered Frame = $1\frac{3}{4}$ yds.
Back Cushion = $1\frac{1}{4}$ yds.
Seat Cushion = 1 yd.



Code IS11

Model COM Requirement
6610-L Upholstered Frame = $2\frac{1}{4}$ yds.
6610-R Back Cushion = $1\frac{1}{4}$ yds.
Seat Cushion = 1 yd.



Code IS12

Model COM Requirement
6620 Upholstered Frame = $2\frac{3}{4}$ yds.
Back Cushion = $2\frac{1}{4}$ yds.
Seat Cushion = $2\frac{1}{4}$ yds.