

## SOLEIL LOUNGE // DESIGNED BY DAVID DAHL



### PRODUCT FEATURES:



- Arm cap features radiused edges for smooth surface contact.
- All styles field-replaceable.



- Passive flex back motion provides long-term seated comfort.



- Clean-outs on every side, including between the seat and back.
- Enables crumbs and debris to fall through for maintenance ease.



- Metal seat frame construction ensures durability and allows in-field component replacement.

# SOLEIL LOUNGE // DESIGNED BY DAVID DAHL

---

## PRODUCT FEATURES CONTINUED:

- » Wall-saver leg design.
- » Optional replaceable seat upholstery.
- » Replacement seat covers can be easily field installed on previously ordered Soleil models with standard fixed upholstery. Contact client services for instructions.

## SPECIFICATIONS:

- » Metal frame available in standard and premium finishes.
- » Arm caps available in wood, black urethane, grey urethane and Corian.
- » Wood arm caps available in beech, as standard.
- » Walnut and white oak wood arm cap options also offered. Please specify 'WC03' next to model number and add applicable upcharge.
- » All standard and custom wood finishes available.
- » For Super Matte Sable finish on Beech or White Oak, upcharge applies. Refer to options section for pricing.
- » For custom wood finishes, please add one-time upcharge of \$472 List per color per order.
- » For Corian arm caps, a wood species and finish must be specified for the arm cap lower portion.
- » Maximum weight capacity is 350 lbs.
- » All dimensions are nominal.

## STANDARD METAL FRAME FINISHES:

- » 0405 Charcoal Grey
- » 0535 Metallic Silver

## PREMIUM METAL FRAME FINISHES:

- |                      |                 |
|----------------------|-----------------|
| » 0605 Matte Black   | » 1105 Canary   |
| » 0705 Matte Cotton  | » 1205 Stone    |
| » 0788 Glossy Cotton | » 1305 Sage     |
| » 0805 Oasis         | » 1405 Ice Blue |
| » 0905 Mint          | » 1505 Clay     |
| » 1005 Mercury       |                 |

## CORIAN® COLORS:

- » CWN Designer White
- » CLN Linen
- » CTD Witch Hazel
- » CRC Rain Cloud
- » CGQ Grey Onyx
- » CSQ Stonique




## ORDERING REQUIREMENTS:

- » Model number
- » Upper arm cap finish
- » Lower arm cap finish, as applicable
- » Metal frame finish
- » Upholstery selection
- » Options, as applicable

# SOLEIL LOUNGE // DESIGNED BY DAVID DAHL

## ORDERING REQUIREMENTS:

- » Model number
- » Upper arm cap finish
- » Lower arm cap finish, as applicable
- » Metal frame finish
- » Upholstery selection
- » Options, as applicable

MODEL NUMBER	PRODUCT SPECIFICATIONS	FABRIC GRADES										LEATHER	
		COM	A	1	2	COL 3	4	5	6	7	8	L1	L2
<b>4461-W</b>	<b>Lounge Chair, Beech* Arm Caps</b> W 26 <sup>1</sup> / <sub>2</sub> D 26 H 32 <sup>1</sup> / <sub>2</sub> Seat Height 17 <sup>1</sup> / <sub>2</sub> Inside Seat Width 22 <sup>1</sup> / <sub>2</sub> Inside Seat Depth 18 <sup>1</sup> / <sub>2</sub> Arm Height 24 1 <sup>1</sup> / <sub>2</sub> yds. 35 lbs.	2013	2100	2144	2171	2214	2262	2307	2352	2394	2444	2649	2807
													
<b>4461-UB (BLACK)</b> <b>4461-UG (GREY)</b>	<b>Lounge Chair, Urethane Arm Caps</b> W 26 <sup>1</sup> / <sub>2</sub> D 26 H 32 <sup>1</sup> / <sub>2</sub> Seat Height 17 <sup>1</sup> / <sub>2</sub> Inside Seat Width 22 <sup>1</sup> / <sub>2</sub> Inside Seat Depth 18 <sup>1</sup> / <sub>2</sub> Arm Height 24 1 <sup>1</sup> / <sub>2</sub> yds. 35 lbs.	2013	2100	2144	2171	2214	2262	2307	2352	2394	2444	2649	2807
													
<b>4461-CO</b>	<b>Lounge Chair, Corian Arm Caps</b> W 26 <sup>1</sup> / <sub>2</sub> D 26 H 32 <sup>1</sup> / <sub>2</sub> Seat Height 17 <sup>1</sup> / <sub>2</sub> Inside Seat Width 22 <sup>1</sup> / <sub>2</sub> Inside Seat Depth 18 <sup>1</sup> / <sub>2</sub> Arm Height 24 1 <sup>1</sup> / <sub>2</sub> yds. 35 lbs.	2387	2474	2518	2545	2588	2636	2681	2726	2768	2818	3023	3181
													


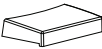

OPTIONS		
-WC03	Walnut/White Oak Wood Arm Cap (per arm)	118
-MB02	Moisture Barrier, Seat Only	121
-SC02	Replaceable Seat Cover Feature	76
-NS04	Non-Skid Glides	25
-PF02	Premium Finish	101
-SM01	Super Matte Sable Wood Finish, Arm Cap (per arm)	10

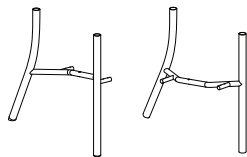



\*For walnut or white oak wood arm cap options, please specify finish and add applicable upcharge.

# SOLEIL LOUNGE // DESIGNED BY DAVID DAHL

## ORDERING REQUIREMENTS:

- » Model number
- » Upholstery selection, as applicable
- » Metal frame finish, as applicable
- » Arm cap finish, as applicable
- » Options, as applicable

MODEL NUMBER	PRODUCT SPECIFICATIONS	FABRIC GRADES										LEATHER	
		COM	A	1	2	COL 3	4	5	6	7	8	L1	L2
<b>SSC-4461</b> 	<b>Lounge Chair Replacement Upholstered Seat Cover Only</b> 3/4 yd.	232	276	298	311	333	357	379	402	423	448	550	629
<b>SST-4461</b> 	<b>Lounge Chair Replacement Seat Frame, Foam and Upholstery Cover</b> 3/4 yd. 9 lbs.	601	645	667	680	702	726	748	771	792	817	919	998
<b>SBK-4461</b> 	<b>Lounge Chair Replacement Back Frame, Foam and Upholstery Cover</b> 3/4 yd. 11 lbs.	726	770	792	805	827	851	873	896	917	942	1044	1123

MODEL NUMBER		LIST
<b>SA-4461-R (RIGHT ARM, AS SEATED)</b> <b>SA-4461-L (LEFT ARM, AS SEATED)</b>	<b>Replacement Lounge Chair Arm Frame, No Arm Cap</b> 9 lbs.	253
		
<b>44-W (BEECH)</b>	<b>Replacement Lounge Arm Cap, Beech Wood</b> 2 lbs.	147
		
<b>44-UB (BLACK URETHANE)</b> <b>44-UG (GREY URETHANE)</b>	<b>Replacement Lounge Arm Cap, Black or Grey Urethane</b> 2 lbs.	147
		
<b>44-CO (CORIAN)</b>	<b>Replacement Lounge Arm Cap, Corian (standard colors only)</b> 2 lbs.	254
		
OPTIONS		

OPTIONS		
-WC03	Walnut/White Oak Wood Arm Cap (per arm)	118
-MB02	Moisture Barrier, Seat Only	121
-SC02	Replaceable Seat Cover Feature	76
-NS04	Non-Skid Glides	25
-PF02	Premium Finish	101
-SM01	Super Matte Sable Wood Finish, Arm cap (per arm)	10

\*For walnut or white oak wood arm cap options, please specify finish and add applicable upcharge.

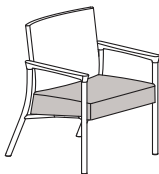
SOLEIL LOUNGE

//

DESIGNED BY DAVID DAHL

UPHOLSTERY COMBINATIONS:

- » When combining two COM/COV/COL fabrics, or fabrics with the same grade, add \$105 List per unit.
- » When combining three COM/COV/COL fabrics, or fabrics with the same grade, add \$135 List per unit.
- » When combining different grades of fabric, price will be based on the highest grade specified.
- » Two-tone upholstery examples and yardage requirements for the most common combinations are listed below. Additional combinations available, please contact client services for yardage requirements and pricing.
- » Note: Yardage amounts are based on fabric which is plain (i.e. non-directional) and a full 54" wide.
- » Appropriate upholstery code must be included.



<b>Code</b>	<b>SH15</b>
<u>Models</u>	<u>COM Requirement</u>
4461	Seat = $\frac{3}{4}$ yd.
	Back = $\frac{3}{4}$ yd.