

## UPTOWN SOCIAL BENCHES // DESIGNED BY CHRIS & JON PANICHELLA

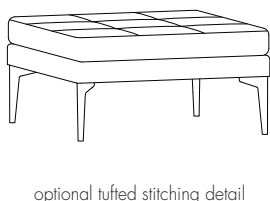
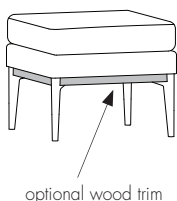


### PRODUCT FEATURES:

- » Single, 2-seat, 3-seat benches as well as square and round models.
- » Select benches available with integrated tables.
- » Tables feature upholstered body with three top surface options.
- » Tufted stitching detail available on seat cushions, please refer to individual pages for applicable upcharge.
- » **The application of softer foam, together with inherent stretch properties among fabrics, may create varying degrees of comfort wrinkles on seat cushions.**
- » Die-cast aluminum legs feature adjustable glides.
- » Weight capacity listed on each page.
- » All dimensions are nominal.

### SPECIFICATIONS:

- » Table tops offered in veneer, laminate or Corian.
- » Veneer offered in walnut and white oak, in all standard and custom wood finishes.
- » For Super Matte Sable White Oak finish, upcharge applies. Refer to options section for pricing.
- » For custom laminates, add \$590 List per color per order. Pre-approval required, please contact client services.
- » Tables with veneer, standard wood grain or solid black laminate, edge finish will always match top finish color, unless otherwise specified.
- » For all other solid color laminates, edge will be natural exposed plywood with a clear coat finish as standard, unless otherwise specified.
- » For Corian top, specify "-CO" next to model number. Corian top is 1/2" thick and will increase overall table height by 1/4".
- » Optional wood trim is featured on all sides and can be specified in walnut and white oak, in all standard and custom finishes.
- » For custom wood finishes to tables and/or wood trim, please add one-time upcharge of \$472 List per color per order.
- » Metal legs available in standard and premium finishes.



# UPTOWN SOCIAL BENCHES // DESIGNED BY CHRIS & JON PANICHELLA

## CORIAN® COLORS:

- » CWN Designer White
- » CLN Linen
- » CTD Witch Hazel
- » CRC Rain Cloud
- » CGQ Grey Onyx
- » CSQ Stonique

## STANDARD METAL BASE FINISHES:

- » 0299 Polished Aluminum
- » 0405 Charcoal Grey
- » 0535 Metallic Silver
- » 0630 Satin Black

## PREMIUM METAL BASE FINISHES:

- » 0605 Matte Black
- » 0705 Matte Cotton
- » 0788 Glossy Cotton
- » 0805 Oasis
- » 0905 Mint
- » 1005 Mercury
- » 1105 Canary
- » 1205 Stone
- » 1305 Sage
- » 1405 Ice Blue
- » 1505 Clay

## POWER UNITS:

- » For placement on integrated tables only.
- » Unit will be positioned in the center as standard, unless otherwise specified.
- » Black or white finish with 120" electrical cord (no hardwire option available for this series).
- » UL listed.



**PX3**  
5<sup>7</sup>/<sub>8</sub>" W x 2<sup>7</sup>/<sub>8</sub>" D  
One outlet, one USB-A and one USB-C charging port



**PX4**  
7<sup>1</sup>/<sub>4</sub>" W x 2<sup>7</sup>/<sub>8</sub>" D  
Two outlets, one USB-A and one USB-C charging port




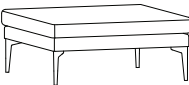
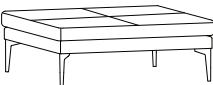
## ORDERING REQUIREMENTS:

- » Model number
- » Metal leg finish
- » Upholstery selection, as applicable
- » Options, as applicable

# UPTOWN SOCIAL BENCHES // DESIGNED BY CHRIS & JON PANICHELLA

## ORDERING REQUIREMENTS:

- » Model number
- » Metal leg finish
- » Upholstery selection
- » Options, as applicable


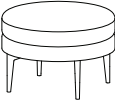
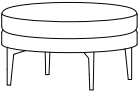

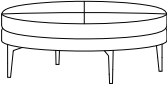
| MODEL NUMBER  | PRODUCT SPECIFICATIONS  | FABRIC GRADES |      |      |      |       |      |      |      |      |      | LEATHER |      |
|---|---|---------------|------|------|------|-------|------|------|------|------|------|---------|------|
|   |   | COM           | A    | 1    | 2    | COL 3 | 4    | 5    | 6    | 7    | 8    | L1      | L2   |
| <b>5120-18</b><br>   | <b>18" Square Bench</b><br>W 18 D 18 H 17 <sup>1</sup> / <sub>4</sub><br>1 <sup>1</sup> / <sub>2</sub> yds. 19 lbs.<br>COL 30 sq. ft. | 1443          | 1530 | 1574 | 1601 | 1644  | 1692 | 1737 | 1782 | 1824 | 1874 | 2079    | 2237 |
| <b>5120-24</b><br>   | <b>24" Square Bench</b><br>W 24 D 24 H 17 <sup>1</sup> / <sub>4</sub><br>1 <sup>3</sup> / <sub>4</sub> yds. 24 lbs.<br>COL 35 sq. ft. | 1674          | 1776 | 1827 | 1858 | 1909  | 1965 | 2017 | 2070 | 2119 | 2177 | 2416    | 2600 |
| <b>5120-30</b><br> | <b>30" Square Bench</b><br>W 30 D 30 H 17 <sup>1</sup> / <sub>4</sub><br>2 <sup>3</sup> / <sub>4</sub> yds. 33 lbs.<br>COL 55 sq. ft. | 1997          | 2157 | 2237 | 2286 | 2366  | 2454 | 2536 | 2619 | 2696 | 2787 | 3163    | 3452 |
| <b>5120-36</b><br> | <b>36" Square Bench</b><br>W 36 D 36 H 17 <sup>1</sup> / <sub>4</sub><br>2 <sup>3</sup> / <sub>4</sub> yds. 42 lbs.<br>COL 55 sq. ft. | 2430          | 2590 | 2670 | 2719 | 2799  | 2887 | 2969 | 3052 | 3129 | 3220 | 3596    | 3885 |
| <b>5120-42</b><br> | <b>42" Square Bench</b><br>W 42 D 42 H 17 <sup>1</sup> / <sub>4</sub><br>4 yds. 53 lbs.<br>COL 80 sq. ft.                             | 2685          | 2917 | 3033 | 3105 | 3221  | 3349 | 3469 | 3589 | 3701 | 3833 | 4381    | 4801 |

| OPTIONS |                                |     | WEIGHT CAPACITY |          |
|---------|--------------------------------|-----|-----------------|----------|
| -WT01   | Wood Trim - 18" and 24" Square | 344 | #5120-18        | 350 lbs. |
| -WT02   | Wood Trim - 30" and 36" Square | 479 | #5120-24        | 350 lbs. |
| -WT03   | Wood Trim - 42" Square         | 585 | #5120-30        | 350 lbs. |
| -TSS01  | Tufted Stitch Detail           | 152 | #5120-36        | 700 lbs. |
| -NS04   | Non-Skid Glides                | 25  | #5120-42        | 700 lbs. |
| -PF04   | Premium Leg Finish             | 172 |                 |          |
| -SM02   | Super Matte Sable Wood Finish  | 20  |                 |          |

# UPTOWN SOCIAL BENCHES // DESIGNED BY CHRIS & JON PANICHELLA

## ORDERING REQUIREMENTS:

- » Model number
- » Metal leg finish
- » Upholstery selection
- » Options, as applicable

| MODEL NUMBER  | PRODUCT SPECIFICATIONS   | FABRIC GRADES |      |      |      |       |      |      |      |      |      | LEATHER |      |
|---|--|---------------|------|------|------|-------|------|------|------|------|------|---------|------|
|   |  | COM           | A    | 1    | 2    | COL 3 | 4    | 5    | 6    | 7    | 8    | L1      | L2   |
| <b>5125-18</b><br>   | <b>18" Round Bench</b><br>W 18 D 18 H 17 <sup>1</sup> / <sub>4</sub><br>1 <sup>1</sup> / <sub>4</sub> yds. 16 lbs.<br>COL 25 sq. ft. | 1465          | 1538 | 1574 | 1597 | 1633  | 1673 | 1710 | 1748 | 1783 | 1824 | 1995    | 2127 |
| <b>5125-24</b><br>   | <b>24" Round Bench</b><br>W 24 D 24 H 17 <sup>1</sup> / <sub>4</sub><br>2 yds. 20 lbs.<br>COL 40 sq. ft.                             | 1660          | 1776 | 1834 | 1870 | 1928  | 1992 | 2052 | 2112 | 2168 | 2234 | 2508    | 2718 |
| <b>5125-30</b><br> | <b>30" Round Bench</b><br>W 30 D 30 H 17 <sup>1</sup> / <sub>4</sub><br>3 yds. 40 lbs.<br>COL 60 sq. ft.                             | 2009          | 2183 | 2270 | 2324 | 2411  | 2507 | 2597 | 2687 | 2771 | 2870 | 3281    | 3596 |
| <b>5125-36</b><br> | <b>36" Round Bench</b><br>W 36 D 36 H 17 <sup>1</sup> / <sub>4</sub><br>3 <sup>1</sup> / <sub>2</sub> yds. 56 lbs.<br>COL 70 sq. ft. | 2450          | 2653 | 2755 | 2818 | 2919  | 3031 | 3136 | 3241 | 3339 | 3455 | 3934    | 4302 |
| <b>5125-42</b><br> | <b>42" Round Bench</b><br>W 42 D 42 H 17 <sup>1</sup> / <sub>4</sub><br>4 <sup>1</sup> / <sub>2</sub> yds. 69 lbs.<br>COL 90 sq. ft. | 2727          | 2988 | 3119 | 3200 | 3330  | 3474 | 3609 | 3744 | 3870 | 4019 | 4635    | 5108 |

| OPTIONS |                               |     |   |  |  |  |  |  |  |  |  |  |  |
|---------|-------------------------------|-----|---|--|--|--|--|--|--|--|--|--|--|
| -WT01   | Wood Trim - 18" and 24" Round | 344 | <b>WEIGHT CAPACITY</b><br>#5125-18 350 lbs.<br>#5125-24 350 lbs.<br>#5125-30 350 lbs.<br>#5125-36 700 lbs.<br>#5125-42 700 lbs. |  |  |  |  |  |  |  |  |  |  |
| -WT02   | Wood Trim - 30" and 36" Round | 479 |   |  |  |  |  |  |  |  |  |  |  |
| -WT03   | Wood Trim - 42" Round         | 585 |   |  |  |  |  |  |  |  |  |  |  |
| -TSS01  | Tufted Stitch Detail          | 152 |   |  |  |  |  |  |  |  |  |  |  |
| -NS04   | Non-Skid Glides               | 25  |   |  |  |  |  |  |  |  |  |  |  |
| -PF04   | Premium Leg Finish            | 172 |   |  |  |  |  |  |  |  |  |  |  |
| -SM02   | Super Matte Sable Wood Finish | 20  |   |  |  |  |  |  |  |  |  |  |  |

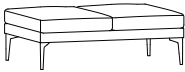

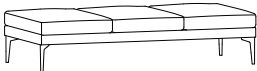

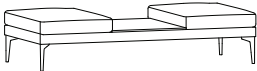


# UPTOWN SOCIAL BENCHES // DESIGNED BY CHRIS & JON PANICHELLA

## ORDERING REQUIREMENTS:


- » Model number
- » Table wood species, as applicable
- » Table wood finish, as applicable
- » Metal leg finish
- » Upholstery selection
- » Options, as applicable

Note: For Corian top, specify '-CO' after model number and add appropriate upcharge.

| MODEL NUMBER  | PRODUCT SPECIFICATIONS  | FABRIC GRADES |      |      |      |       |      |      |      |      |      | LEATHER |      |
|---------------|---|---------------|------|------|------|-------|------|------|------|------|------|---------|------|
|               |   | COM           | A    | 1    | 2    | COL 3 | 4    | 5    | 6    | 7    | 8    | L1      | L2   |
| <b>5128</b>   |   <b>Two-Seat Bench</b><br>W 50 D 22 H 17 <sup>1</sup> / <sub>4</sub><br>3 <sup>1</sup> / <sub>4</sub> yds. 49 lbs.<br>COL 65 sq. ft.   | 2454          | 2643 | 2737 | 2796 | 2890  | 2994 | 3091 | 3189 | 3280 | 3387 | 3832    | 4174 |
| <b>5129</b>   |   <b>Three-Seat Bench</b><br>W 75 D 22 H 17 <sup>1</sup> / <sub>4</sub><br>4 <sup>3</sup> / <sub>4</sub> yds. 83 lbs.<br>COL 95 sq. ft. | 3150          | 3426 | 3564 | 3649 | 3787  | 3939 | 4081 | 4224 | 4357 | 4514 | 5164    | 5663 |
| <b>5129-T</b> |  <b>Two-Seat Bench with Center Table</b><br>W 75 D 22 H 17 <sup>1</sup> / <sub>4</sub><br>3 <sup>3</sup> / <sub>4</sub> yds. 78 lbs.<br>COL 75 sq. ft.   | 3304          | 3522 | 3631 | 3698 | 3807  | 3927 | 4039 | 4152 | 4257 | 4381 | 4894    | 5288 |

| OPTIONS           |   |      |  | WEIGHT CAPACITY |          |
|-------------------|---|------|--|-----------------|----------|
| -WT02             | Wood Trim - Model #5128                           | 479  |  | #5128           | 700 lbs. |
| -WT03             | Wood Trim - Models #5129 & #5129-T                | 585  |  | #5129           | 900 lbs. |
| -TSS01            | Tufted Stitch Detail, Seat Cushion (per cushion)  | 152  |  | #5129-T         | 700 lbs. |
| -CO               | Corian Table Top                                  | 1090 |  |                 |          |
| -NS04             | Non-Skid Glides                                   | 25   |  |                 |          |
| -PF04             | Premium Leg Finish                                | 172  |  |                 |          |
| -SM02             | Super Matte Sable Wood Finish, Wood Trim          | 20   |  |                 |          |
| -SM04             | Super Matte Sable Wood Finish, Table Top          | 40   |  |                 |          |
| Table Power Units |   |      |  |                 |          |
| -PX3-()           | Power Matrix 3 (one power, one USB-A, one USB-C)  | 472  |  |                 |          |
| -PX4-()           | Power Matrix 4 (dual power, one USB-A, one USB-C) | 494  |  |                 |          |

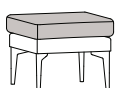
Note: For power matrix faceplate, please specify black (-B) or white (-W) finish.

 = Available on quick-ship program (standard finishes only).

# UPTOWN SOCIAL BENCHES // DESIGNED BY CHRIS & JON PANICHELLA

## UPHOLSTERY COMBINATIONS:

- » When combining two COM/COV/COL fabrics, or fabrics with the same grade, add \$105 List per unit.
- » When combining three COM/COV/COL fabrics, or fabrics with the same grade, add \$135 List per unit.
- » When combining different grades of fabric, price will be based on the highest grade specified.
- » Two-tone upholstery examples and yardage requirements for the most common combinations are listed below. Additional combinations available, please contact client services for yardage requirements and pricing.
- » Note: Yardage amounts are based on fabric which is plain (i.e. non-directional) and a full 54" wide.
- » Appropriate upholstery code must be included.



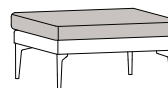
**Code** US46

**Model** COM Requirement  
5120-18 Seat Cushion =  $1\frac{1}{4}$  yds.  
Balance of Bench =  $\frac{3}{4}$  yd.



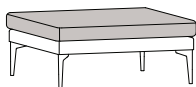
**Code** US47

**Model** COM Requirement  
5120-24 Seat Cushion =  $1\frac{1}{2}$  yds.  
Balance of Bench = 1 yd.



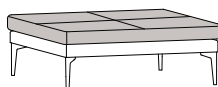
**Code** US48

**Model** COM Requirement  
5120-30 Seat Cushion = 2 yds.  
Balance of Bench =  $1\frac{1}{4}$  yds.



**Code** US49

**Model** COM Requirement  
5120-36 Seat Cushion =  $2\frac{1}{4}$  yds.  
Balance of Bench =  $1\frac{1}{4}$  yds.



**Code** US50

**Model** COM Requirement  
5120-42 Seat Cushion = 3 yds.  
Balance of Bench =  $1\frac{1}{2}$  yds.



**Code** US51

**Model** COM Requirement  
5125-18 Seat Cushion = 1 yd.  
Balance of Bench =  $\frac{3}{4}$  yds.



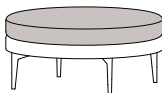
**Code** US52

**Model** COM Requirement  
5125-24 Seat Cushion =  $1\frac{1}{2}$  yds.  
Balance of Bench = 1 yd.



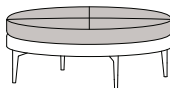
**Code** US53

**Model** COM Requirement  
5125-30 Seat Cushion =  $2\frac{1}{4}$  yds.  
Balance of Bench = 1 yd.



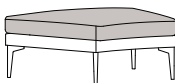
**Code** US54

**Model** COM Requirement  
5125-36 Seat Cushion =  $2\frac{1}{2}$  yds.  
Balance of Bench =  $1\frac{1}{4}$  yds.



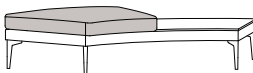
**Code** US55

**Model** COM Requirement  
5125-42 Seat Cushion =  $3\frac{1}{4}$  yds.  
Balance of Bench =  $1\frac{1}{2}$  yds.



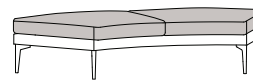
**Code** US24

**Model** COM Requirement  
5126 Seat Cushion = 3 yds.  
Balance of Bench =  $1\frac{1}{4}$  yds.



**Code** US25

**Model** COM Requirement  
5114-TL Seat Cushion = 3 yds.  
5114-TR Balance of Bench =  $1\frac{1}{2}$  yds.



**Code** US26

**Model** COM Requirement  
5127 Seat Cushion =  $6\frac{1}{4}$  yds.  
Balance of Bench =  $1\frac{1}{2}$  yds.

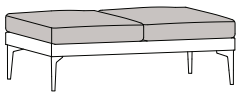
UPTOWN SOCIAL BENCHES

//

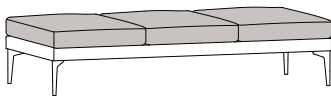
DESIGNED BY CHRIS & JON PANICHELLA

UPHOLSTERY COMBINATIONS:

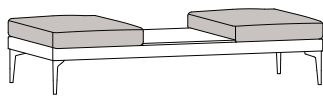
- » When combining two COM/COV/COL fabrics, or fabrics with the same grade, add \$105 List per unit.
- » When combining three COM/COV/COL fabrics, or fabrics with the same grade, add \$135 List per unit.
- » When combining different grades of fabric, price will be based on the highest grade specified.
- » Two-tone upholstery examples and yardage requirements for the most common combinations are listed below. Additional combinations available, please contact client services for yardage requirements and pricing.
- » Note: Yardage amounts are based on fabric which is plain (i.e. non-directional) and a full 54" wide.
- » Appropriate upholstery code must be included.



|              |   |
|--------------|---|
| <b>Code</b>  | <b>US56</b>   |
| <u>Model</u> | <u>COM Requirement</u>                                |
| 5128         | Seat Cushion = 2 <sup>1</sup> / <sub>4</sub> yds.     |
|              | Balance of Bench = 1 <sup>1</sup> / <sub>4</sub> yds. |



|              |   |
|--------------|---|
| <b>Code</b>  | <b>US57</b>   |
| <u>Model</u> | <u>COM Requirement</u>                                |
| 5129         | Seat Cushion = 3 <sup>1</sup> / <sub>4</sub> yds.     |
|              | Balance of Bench = 1 <sup>1</sup> / <sub>2</sub> yds. |



|              |   |
|--------------|---|
| <b>Code</b>  | <b>US58</b>   |
| <u>Model</u> | <u>COM Requirement</u>                                |
| 5129-T       | Seat Cushion = 3 yds.                                 |
|              | Balance of Bench = 1 <sup>1</sup> / <sub>2</sub> yds. |