

KINDRED LOUNGE // DESIGNED BY CHRIS CARTER



SPECIFICATIONS:

- » Wood frame manufactured in ash.
- » All standard and custom wood finishes available.
- » For Super Matte Sable Ash finish, upcharge applies. Refer to options section for pricing.
- » For custom wood finishes, please add \$472 List per color per order.
- » Wall-saver leg design.
- » Optional clean-out feature between seat and back available.
- » Maximum weight capacity of 275 lbs.
- » All dimensions are nominal.





ORDERING REQUIREMENTS:

- » Model number
- » Frame finish
- » Upholstery selection
- » Options, as applicable

KINDRED LOUNGE // DESIGNED BY CHRIS CARTER

ORDERING REQUIREMENTS:

- » Model number
- » Frame finish
- » Upholstery selection
- » Options, as applicable

MODEL NUMBER	PRODUCT SPECIFICATIONS	FABRIC GRADES										LEATHER	
		COM	A	1	2	COL 3	4	5	6	7	8	L1	L2
5761 	 Lounge Chair W 25 ³ / ₄ D 27 ¹ / ₂ H 28 ¹ / ₂ Seat Height 17 ¹ / ₄ Inside Seat Width 23 Inside Seat Depth 19 ¹ / ₂ Arm Height 23 1 ¹ / ₂ yds. 25 lbs. COL 30 Sq. Ft.	1947	2034	2078	2105	2148	2196	2241	2286	2328	2378	2583	2741
5761-V 	 Lounge Chair, Clean-Out Feature W 25 ³ / ₄ D 27 ¹ / ₂ H 28 ¹ / ₂ Seat Height 17 ¹ / ₄ Inside Seat Width 23 Inside Seat Depth 19 ¹ / ₂ Arm Height 23 1 ¹ / ₂ yds. 25 lbs. COL 30 Sq. Ft.	2027	2114	2158	2185	2228	2276	2321	2366	2408	2458	2663	2821
OPTIONS													
-SM03	Super Matte Sable Wood Finish	30											
-NS04	Non-Skid Glides	25											

 = Available on quick-ship program (standard wood finishes).