

HUSH MODULAR // DESIGNED BY 5D STUDIO



PRODUCT FEATURES:

- » Two back options: low back (public) or high back (private).
- » Arm and armless models available.
- » Legs are 4" diameter, 5" high and feature 1" maximum height adjustability for leveling purposes.
- » Lounge chairs available individually or in modular combinations.
- » Low back models available with connecting tables for expanded modular options.
- » Maximum weight capacity is 350 lbs. for lounge chairs (or per individual seat as applicable), 700 lbs. for love seats and 1000 lbs. for sofas.
- » **Note: Legs must be field installed on all individual models and modular configurations.**
- » All dimensions are nominal.

END AND IN-LINE CONNECTING TABLE PRODUCT FEATURES:

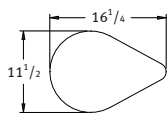
- » **Configurable with public (low back) models only.**
- » Available in three sizes: 12" wide straight, 23" wide straight and quarter-round.
- » Three table surface options: beech veneer, laminate or Corian.
- » Corian top option is 1/2" thick in lieu of standard table top thickness of 3/4".
- » **Table with laminate or Corian top, finish selection for table body must be specified.**
- » End tables feature two fixed legs.

MODULAR ARRANGEMENTS:


- » For modular configurations, lounge units are connected together using shared legs.
- » Units ordered that will not be connected to other units will require additional legs. Please add \$40 List per leg.
- » Field assembly required.
- » **Note: Please include layout drawings or sketch with each order.**

HUSH MODULAR // DESIGNED BY 5D STUDIO

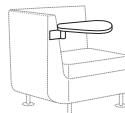
ROTATING TABLET:



Tablet Shape



Wood/Laminate/Corian Top - Edge Profile

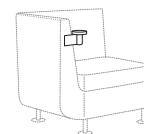


Chair Mounting Bracket Placement

- » Available on private and public right/left arm end-units and specified connecting tables.
- » Tablet size is 16¹/₄" L x 11¹/₂" D x 3³/₄" thick.
- » 270-degree tablet turning radius on right/left arm end-units.
- » 360-degree tablet turning radius on connecting tables.
- » Surface finish options: beech veneer, laminate or Corian.
- » For maximum durability, a Corian tablet or laminate surface with a clear coat edge finish is recommended.
- » Refer to Terms and Conditions for edge finish details.
- » Mounting bracket on modular right/left arm end units finished in 0299 Polished Aluminum.
- » Mounting post featured on connecting tables available in four finishes.

CUP HOLDER:

- » Available on right/left arm end units.
- » Dimensions: 5" outer diameter, 3¹/₂" inner diameter (cup size) x 1¹/₄" deep.
- » Cup holder mounting bracket finished in 0299 Polished Aluminum and features black leather insert.

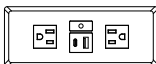


SEATING POWER UNITS:

- » Units are positioned front and center below the seat cushion, unless otherwise specified.
- » Black or white finish with 120" electrical cord (no hardwire option available for this series).
- » UL listed.



PX3
5⁷/₈" W x 2⁷/₈" D
One outlet, one USB-A and one USB-C charging port



PX4
7¹/₄" W x 2⁷/₈" D
Two outlets, one USB-A and one USB-C charging port


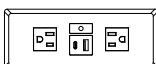


TABLE POWER UNITS:

- » Available on all connecting tables.
- » Unit will be positioned in the center of connecting tables, 5" from the rear, as standard, unless otherwise specified.
- » Black or white finish with 120" electrical cord (no hardwire option available for this series).
- » UL listed.



PX3
5⁷/₈" W x 2⁷/₈" D
One outlet, one USB-A and one USB-C charging port

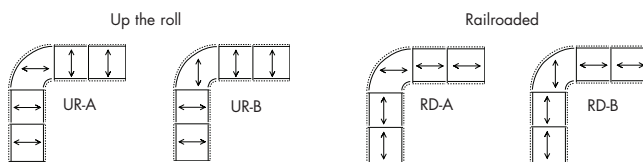


PX4
7¹/₄" W x 2⁷/₈" D
Two outlets, one USB-A and one USB-C charging port

HUSH MODULAR // DESIGNED BY 5D STUDIO

SPECIFICATIONS:

- » Upholstery direction must be specified on 90-degree benches when patterned fabrics are selected. In the absence of specific instructions, Arcadia reserves the right to upholster units at our discretion.



- » All standard and custom wood finishes available on beech.
- » For Super Matte Sable Beech finish, upcharge applies. Refer to options section for pricing.
- » For custom wood finishes to connecting tables and/or tablets, please add one-time upcharge of \$472 List per color per order.
- » For custom laminates, add \$590 List per color per order. Pre-approval required, please contact client services.

METAL LEG FINISH COLORS:

- » 0299 Polished Aluminum
- » 0405 Charcoal Grey
- » 0535 Metallic Silver
- » 0630 Satin Black

TABLET POST FINISH COLORS:

- » 0199 Chrome
- » 0405 Charcoal Grey
- » 0535 Metallic Silver
- » 0630 Satin Black

CORIAN® COLORS:

- » CWN Designer White
- » CLN Linen
- » CTD Witch Hazel
- » CRC Rain Cloud
- » CGQ Grey Onyx
- » CSQ Stonique

ORDERING REQUIREMENTS:





- » Model number
- » Metal leg finish
- » Upholstery selection
- » Options, as applicable

HUSH MODULAR // DESIGNED BY 5D STUDIO

ORDERING REQUIREMENTS:

- » Model number
- » Metal leg finish
- » Upholstery selection
- » Options, as applicable

Note: Please include layout drawings or sketch with each order.

MODEL NUMBER	PRODUCT SPECIFICATIONS	FABRIC GRADES										LEATHER	
		COM	A	1	2	COL 3	4	5	6	7	8	L1	L2
5560	Modular Lounge Unit, Public (low back) In-Line Armless Unit W 23 D 30 H 31 Seat Height 17 ¹ / ₂ Inside Seat Width 22 ¹ / ₂ Inside Seat Depth 20 ¹ / ₄ 3 yds. 42 lbs. COL 60 sq. ft.	1934	2108	2195	2249	2336	2432	2522	2612	2696	2795	3206	3521
													
5560-R	Modular Lounge Unit, Public (low back) Right Arm End Unit (as seated) W 30 D 30 H 31 Seat Height 17 ¹ / ₂ Inside Seat Width 24 Inside Seat Depth 20 ¹ / ₄ 4 ¹ / ₄ yds. 48 lbs. COL 85 sq. ft.	2367	2614	2737	2814	2937	3073	3200	3328	3447	3587	4169	4616
													
5560-L	Modular Lounge Unit, Public (low back) Left Arm End Unit (as seated) W 30 D 30 H 31 Seat Height 17 ¹ / ₂ Inside Seat Width 24 Inside Seat Depth 20 ¹ / ₄ 4 ¹ / ₄ yds. 48 lbs. COL 85 sq. ft.	2367	2614	2737	2814	2937	3073	3200	3328	3447	3587	4169	4616
													
5560-C	Modular Lounge Unit, Public (low back) Corner Unit W 30 D 30 H 31 Seat Height 17 ¹ / ₂ Inside Seat Width 20 ¹ / ₄ Inside Seat Depth 20 ¹ / ₄ 4 ¹ / ₄ yds. 52 lbs. COL 85 sq. ft.	2367	2614	2737	2814	2937	3073	3200	3328	3447	3587	4169	4616
													

OPTIONS

-SM01	Super Matte Sable Wood Finish, Rotating Tablet	10
-TAR10	Veneer/Laminate Rotating Tablet, Right (as seated)	422
-TAL10	Veneer/Laminate Rotating Tablet, Left (as seated)	422
-TAR10-CO	Corian Rotating Tablet, Right (as seated)	804
-TAL10-CO	Corian Rotating Tablet, Left (as seated)	804
-CHR01	Outside Mounted Cup Holder, Right (as seated)	173
-CHL01	Outside Mounted Cup Holder, Left (as seated)	173
-PX3-()	Power Matrix 3 (one power, one USB-A, one USB-C)	472
-PX4-()	Power Matrix 4 (dual power, one USB-A, one USB-C)	494
-NS05	Non-Skid Glides	32

Note: For power matrix faceplate, please specify black (-B) or white (-W) finish.

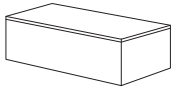
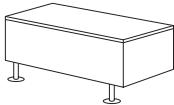
HUSH MODULAR // DESIGNED BY 5D STUDIO


ORDERING REQUIREMENTS:

- » Model number
- » Top finish
- » Body finish
- » Metal leg finish, as applicable
- » Tablet and post finish, as applicable
- » Options, as applicable

Note: Tables configurable with public (low back) models only. Please include layout drawings or sketch with each order.

Note: Tables specified with laminate or Corian top, finish selection for table body must be identified.

MODEL NUMBER	PRODUCT SPECIFICATIONS	TABLE TOP FINISH	
		VENEER OR LAMINATE	CORIAN (-CO)
5512	12" Inline Table W 12 D 25 ¹ / ₂ H 15 16 lbs.	1280	1697
			
5515	12" Right/Left End Table with Legs W 12 D 25 ¹ / ₂ H 15 17 lbs.	1373	1790
			

OPTIONS		
-SM04	Super Matte Sable Wood Finish	40
-TAC03	Veneer/Laminate Rotating Tablet, Center	
-TAC03-CO	Corian Rotating Tablet, Center	
-PX3-()	Power Matrix 3 (one power, one USB-A, one USB-C)	472
-PX4-()	Power Matrix 4 (dual power, one USB-A, one USB-C)	494
-NS03	Non-Skid Glides	19

Note: For power matrix faceplate, please specify black (-B) or white (-W) finish.

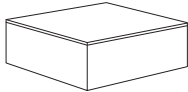
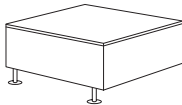
HUSH MODULAR // DESIGNED BY 5D STUDIO

ORDERING REQUIREMENTS:

- » Model number
- » Top finish
- » Body finish
- » Metal leg finish, as applicable
- » Tablet and post finish, as applicable
- » Options, as applicable

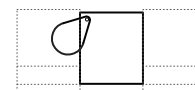
Note: Tables configurable with public (low back) models only. Please include layout drawings or sketch with each order.

Note: Tables specified with laminate or Corian top, finish selection for table body must be identified.

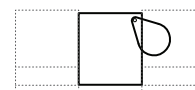
MODEL NUMBER	PRODUCT SPECIFICATIONS	TABLE TOP FINISH	
		VENEER OR LAMINATE	CORIAN (-CO)
5523 	23" In-Line Table W 22 ¹ / ₂ D 25 ¹ / ₂ H 15 34 lbs.	1600	2464
5525 	23" Right/Left End Table with Legs W 22 ¹ / ₂ D 25 ¹ / ₂ H 15 35 lbs.	1694	2555

OPTIONS

-SM04	Super Matte Sable Wood Finish, Rotating Tablet	40
-TAR12	Veneer/Laminate Rotating Tablet, Right (as seated)	380
-TAL12	Veneer/Laminate Rotating Tablet, Left (as seated)	380
-TAR12-CO	Corian Rotating Tablet, Right (as seated)	763
-TAL12-CO	Corian Rotating Tablet, Left (as seated)	763
-PX3-()	Power Matrix 3 (one power, one USB-A, one USB-C)	472
-PX4-()	Power Matrix 4 (dual power, one USB-A, one USB-C)	494
-NS03	Non-Skid Glides	19



Tablet, Right



Tablet, Left

Note: For power matrix faceplate, please specify black (-B) or white (-W) finish.

HUSH MODULAR // DESIGNED BY 5D STUDIO

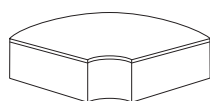
ORDERING REQUIREMENTS:

- » Model number
- » Top finish
- » Body finish
- » Metal leg finish, as applicable
- » Tablet and post finish, as applicable
- » Options, as applicable

Note: Tables configurable with public (low back) models only. Please include layout drawings or sketch with each order.

Note: Tables specified with laminate or Corian top, finish selection for table body must be identified.

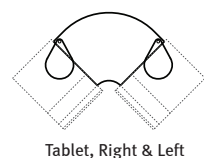
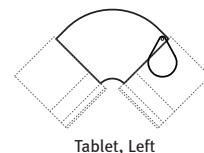
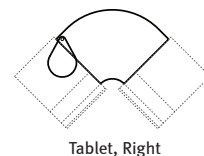
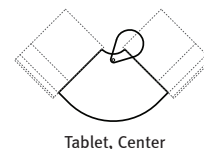
MODEL NUMBER	PRODUCT SPECIFICATIONS	TABLE TOP FINISH	
		VENEER OR LAMINATE	CORIAN (-CO)
5545	Quarter-Round Table W 32 D 32 H 15 39 lbs.	1847	3674



OPTIONS

-SM04	Super Matte Sable Wood Finish	40
-TAC03	Veneer/Laminate, Inside Wedge, Center	
-TAR12	Veneer/Laminate, Outside Wedge, Right (as seated)	380
-TAL12	Veneer/Laminate, Outside Wedge, Left (as seated)	380
-TAR12-TAL12	Veneer/Laminate, Outside Wedge, Right and Left	760
-TAC03-CO	Corian, Inside Wedge, Center	763
-TAR12-CO	Corian, Outside Wedge, Right (as seated)	763
-TAL12-CO	Corian, Outside Wedge, Left (as seated)	763
-TAR12-CO-TAL12-CO	Corian, Outside Wedge, Right and Left	1526
-PX3-()	Power Matrix 3 (one power, one USB-A, one USB-C)	472
-PX4-()	Power Matrix 4 (dual power, one USB-A, one USB-C)	494

Note: For power matrix faceplate, please specify black (-B) or white (-W) finish.







HUSH MODULAR // DESIGNED BY 5D STUDIO

ORDERING REQUIREMENTS:

- » Model number
- » Metal leg finish
- » Upholstery selection
- » Options, as applicable

Note: Please include layout drawings or sketch with each order.

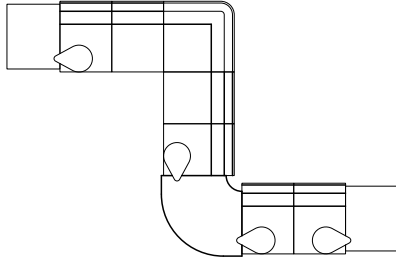
MODEL NUMBER	PRODUCT SPECIFICATIONS	FABRIC GRADES										LEATHER	
		COM	A	1	2	COL 3	4	5	6	7	8	L1	L2
5590	Modular Lounge Unit, Private (high back) Armless In-Line Unit W 24 ¹ / ₂ D 33 ¹ / ₂ H 45 ¹ / ₂ Seat Height 17 ¹ / ₂ Inside Seat Width 24 Inside Seat Depth 20 ¹ / ₂ 3 ³ / ₄ yds. 53 lbs. COL 75 sq. ft.	2363	2581	2690	2757	2866	2986	3098	3211	3316	3440	3953	4347
													
5590-R	Modular Lounge Unit, Private (high back) Right Arm End Unit (as seated) W 31 D 33 ¹ / ₂ H 45 ¹ / ₂ Seat Height 17 ¹ / ₂ Inside Seat Width 24 Inside Seat Depth 20 ¹ / ₂ 5 ³ / ₄ yds. 75 lbs. COL 115 sq. ft.	2666	3000	3167	3270	3437	3621	3793	3966	4127	4317	5104	5708
													
5590-L	Modular Lounge Unit, Private (high back) Left Arm End Unit (as seated) W 31 D 33 ¹ / ₂ H 45 ¹ / ₂ Seat Height 17 ¹ / ₂ Inside Seat Width 24 Inside Seat Depth 20 ¹ / ₂ 5 ³ / ₄ yds. 75 lbs. COL 115 sq. ft.	2666	3000	3167	3270	3437	3621	3793	3966	4127	4317	5104	5708
													
5590-C	Modular Lounge Unit, Private (high back) Corner Unit W 33 ¹ / ₂ D 33 ¹ / ₂ H 45 ¹ / ₂ Seat Height 17 ¹ / ₂ Inside Seat Width 20 ¹ / ₂ Inside Seat Depth 20 ¹ / ₂ 5 ³ / ₄ yds. 84 lbs. COL 115 sq. ft.	2666	3000	3167	3270	3437	3621	3793	3966	4127	4317	5104	5708
													

OPTIONS

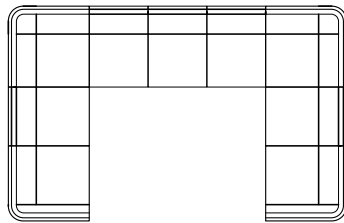
-SM01	Super Matte Sable Wood Finish, Rotating Tablet	10
-TAR10	Veneer/Laminate Rotating Tablet, Right (as seated)	422
-TAL10	Veneer/Laminate Rotating Tablet, Left (as seated)	422
-TAR10-CO	Corian Rotating Tablet, Right (as seated)	804
-TAL10-CO	Corian Rotating Tablet, Left (as seated)	804
-CHR01	Outside Mounted Cup Holder, Right (as seated)	173
-CHL01	Outside Mounted Cup Holder, Left (as seated)	173
-NS05	Non-Skid Glides	32

HUSH MODULAR // DESIGNED BY 5D STUDIO

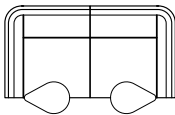
CONFIGURATION EXAMPLES:



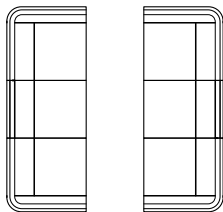
Qty	Model #	Description	COM List
1	5525-TAR12	23" End Table, Veneer Rotating Tablet Right (as seated)	\$2,074
6	5560	Modular Lounge, Public, Armless In-Line Unit (\$1,934 each)	\$11,604
1	5560-C	Modular Lounge, Public, Corner Unit	\$2,367
1	5545-TAR12-TAL12	Quarter-Round Table with Right and Left Rotating Tablet	\$2,607
1	5525-TAL12	23" End Table, Veneer Rotating Tablet Left (as seated)	\$2,074
10			\$20,726



Qty	Model #	Description	COM List
1	5590-R	Modular Lounge, Private, Right Arm End Unit	\$2,666
5	5590	Modular Lounge, Private, Armless In-Line Unit (\$2,363 each)	\$11,815
2	5590-C	Modular Lounge, Private, Corner Unit (\$2,666 each)	\$5,332
1	5590-L	Modular Lounge, Private, Left Arm End Unit	\$2,666
9			\$22,479



Qty	Model #	Description	COM List
1	5590-R-TAR10	Modular Lounge, Private, Right Arm End Unit with Veneer Rotating Tablet Right (as seated)	\$3,088
1	5590-L-TAL10	Modular Lounge, Private, Left Arm End Unit with Veneer Rotating Tablet Left (as seated)	\$3,088
2			\$6,176



Qty	Model #	Description	COM List
2	5590-R	Modular Lounge, Private, Right Arm End Unit (\$2,666 each)	\$5,332
2	5590	Modular Lounge, Private, Armless In-Line Unit (\$2,363 each)	\$4,726
2	5590-L	Modular Lounge, Private, Left Arm End Unit (\$2,666 each)	\$5,332
6			\$15,390

HUSH MODULAR // DESIGNED BY 5D STUDIO

UPHOLSTERY COMBINATIONS:

- » When combining two COM/COV/COL fabrics, or fabrics with the same grade, add \$105 List per unit.
- » When combining three COM/COV/COL fabrics, or fabrics with the same grade, add \$135 List per unit.
- » When combining different grades of fabric, price will be based on the highest grade specified.
- » Two-tone upholstery examples and yardage requirements for the most common combinations are listed below. Additional combinations available, please contact client services yardage for requirements and pricing.
- » Note: Yardage amounts are based on fabric which is plain (i.e. non-directional) and a full 54" wide.
- » Appropriate upholstery code must be included.



Code HS4

Model COM Requirement
5560 Seat Cushion Only = 1 yd.
Balance of Chair = 2 yds.



Code HS5

Model COM Requirement
5560-R Seat Cushion Only = 1 yd.
5560-L Balance of Chair = 3¹/₂ yds.



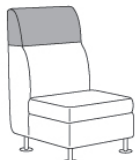
Code HS6

Model COM Requirement
5560-C Seat Cushion Only = 1 yd.
Balance of Chair = 3¹/₂ yds.



Code HS7

Model COM Requirement
5560 Inside/Outside Back = 1³/₄ yds.
Seat Cushion/Seat Box
& Balance of Chair = 1¹/₂ yds.



Code HS10

Model COM Requirement
5590 Headrest = 3³/₄ yd.
Balance of Chair = 3 yds.



Code HS11

Model COM Requirement
5590-R Headrest = 2 yds.
5590-L Balance of Chair = 4¹/₄ yds.



Code HS12

Model COM Requirement
5590-C Headrest = 2 yds.
Balance of Chair = 4¹/₄ yds.



Code HS13

Model COM Requirement
5590 Seat Cushion Only = 1 yd.
Balance of Chair = 3 yds.



Code HS14

Model COM Requirement
5590-R Seat Cushion Only = 1 yd.
5590-L Balance of Chair = 5¹/₄ yds.



Code HS15

Model COM Requirement
5590-C Seat Cushion Only = 1 yd.
Balance of Chair = 5¹/₄ yds.



Code HS16

Model COM Requirement
5590 Seat Cushion/Seat Box = 1¹/₂ yds.
Balance of Chair = 2¹/₂ yds.