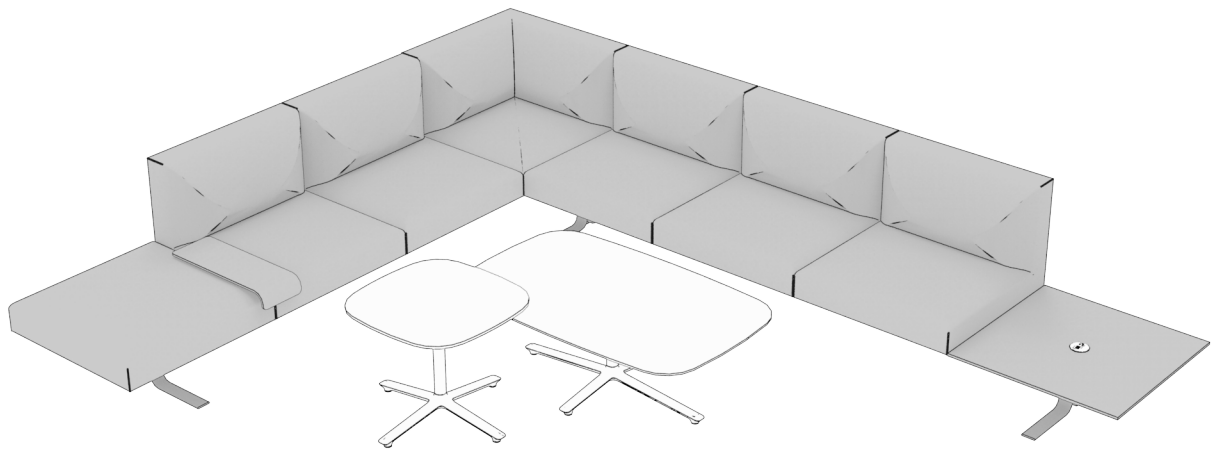


vettore

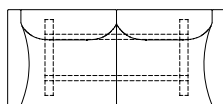
features

Vettore is a modular lounge system designed with classic, tailored sensibilities while offering an efficient modularity to adapt to evolving flexible work space. Designed by Toan Nguyen, Vettore configures within any environment to create intimate lounge settings or fill spacious public scenarios. Built on a universal base “stage”, Vettore allows for unlimited user specification with upholstered or table components to create a customized sofa to fit their needs. Vettore, Italian for “vector” or “array”, divides space comfortably and adds elegance to thoughtful casual work styles.

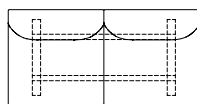
The selection of individual components allows for contrasting textiles and finishes for endless possibilities. Every sofa is custom to every environment. Vettore avoids the conventional modularity of freestanding components and adds a visual lightness to a space through a low profile base.



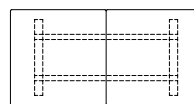
Vettore seating consists of the following preconfigured styles.



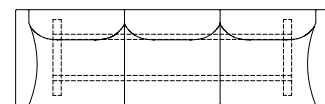
Two Seat,
Seat with Back,
Arms



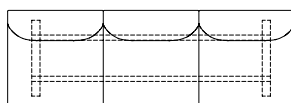
Two Seat,
Seat with Back,
No Arms



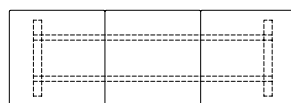
Two Seat,
No Arms



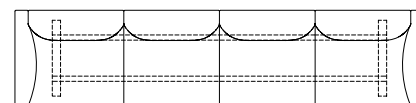
Three Seat,
Seat with Back,
Arms



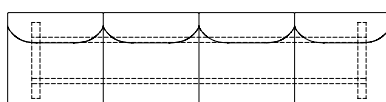
Three Seat,
Seat with Back,
No Arms



Three Seat,
No Arms



Four Seat,
Seat with Back,
Arms



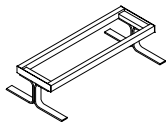
Four Seat,
Seat with Back,
No Arms



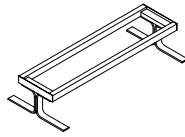
Four Seat,
No Arms

vettore

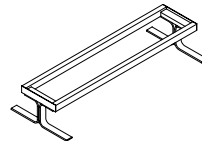
Vettore modular bases consist of the following styles.



Two Seat Beam,
Metal




Three Seat Beam,
Metal

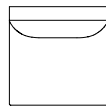


Four Seat Beam,
Metal

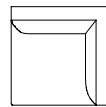
Vettore modular seating consists of the following styles.



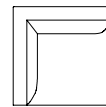
Bench



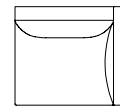
Seat with Back



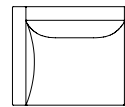
Right Side Facing
Corner



Left Side Facing
Corner

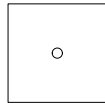


Right Side Facing
Seat with Arm



Left Side Facing
Seat with Arm

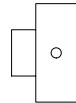
Vettore modular tables consist of the following styles.



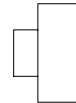
Laminate, Center
End Corner,
Cut Out for Single
Round Power Bump



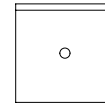
Laminate, Center
End Corner,
No Power Cut Out



Laminate, 1/2 End,
Cut Out for Single
Round Power Bump



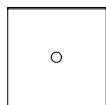
Laminate, 1/2 End,
No Power Cut Out



Veneer, Center,
Cut Out for Single
Round Power Bump



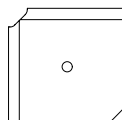
Veneer, Center,
No Power Cut Out



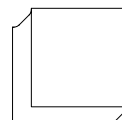
Veneer, End,
Cut Out for Single
Round Power Bump



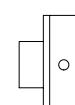
Veneer, End,
No Power Cut Out



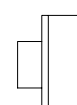
Veneer, Corner,
Cut Out for Single
Round Power Bump



Veneer, Corner,
No Power Cut Out



Veneer, 1/2 End,
Cut Out for Single
Round Power Bump



Veneer, 1/2 End,
No Power Cut Out

Vettore tablet accessories consists of the following styles.



Tablet
No Power

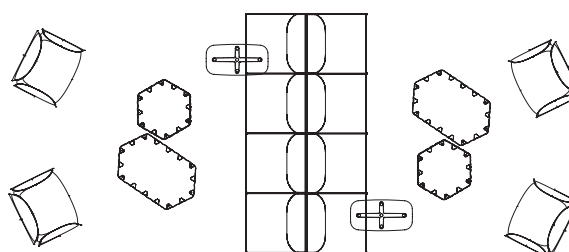

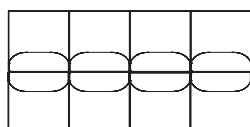
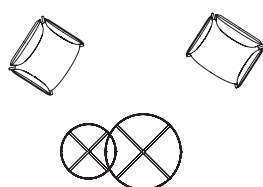
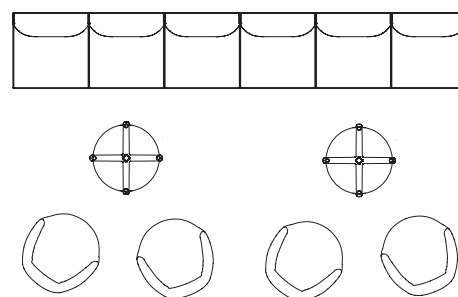
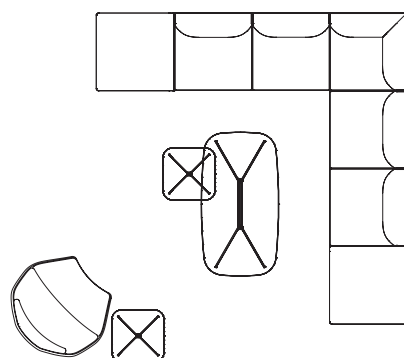
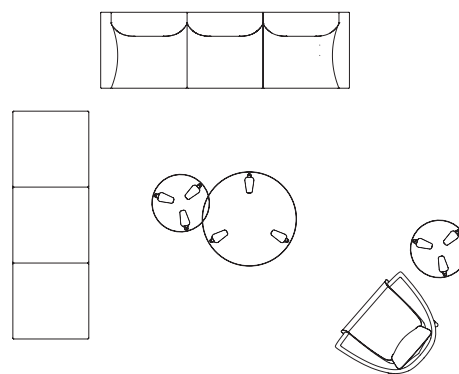
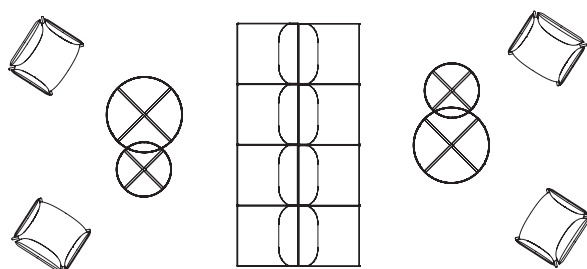


Tablet with
Salt Power

vettore

planning

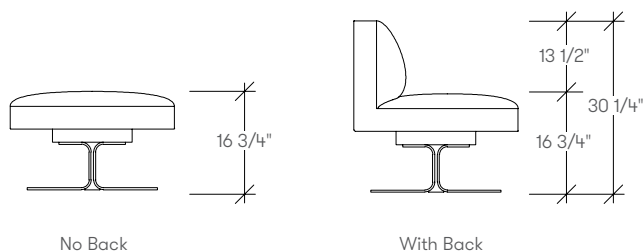
A variety of configurations can be achieved with Vettore, allowing for various configurations. The following typical demonstrate the versatility that can be achieved.



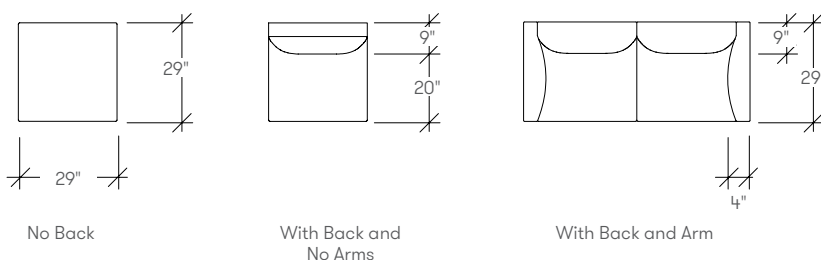
vettore

The following outlines the overall dimensions of each seating and tables.

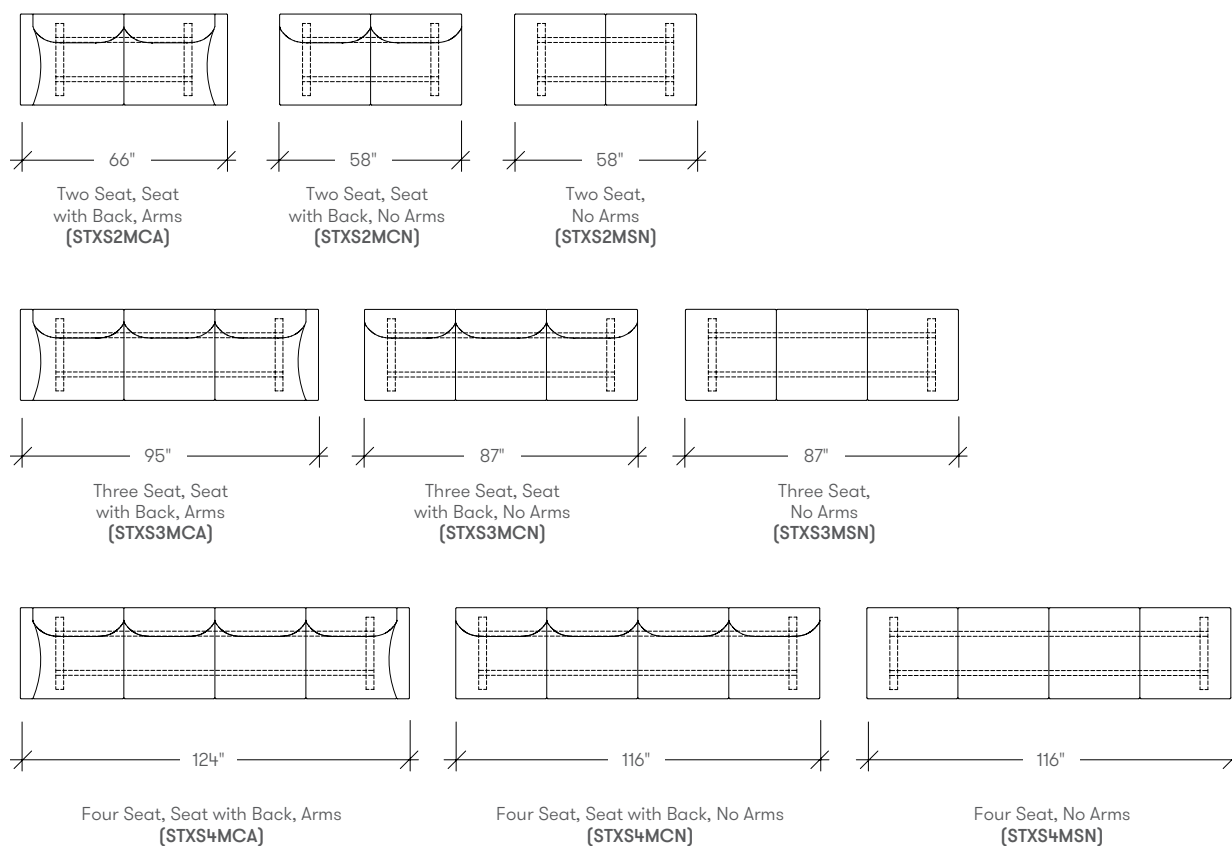
seating heights



seating depths

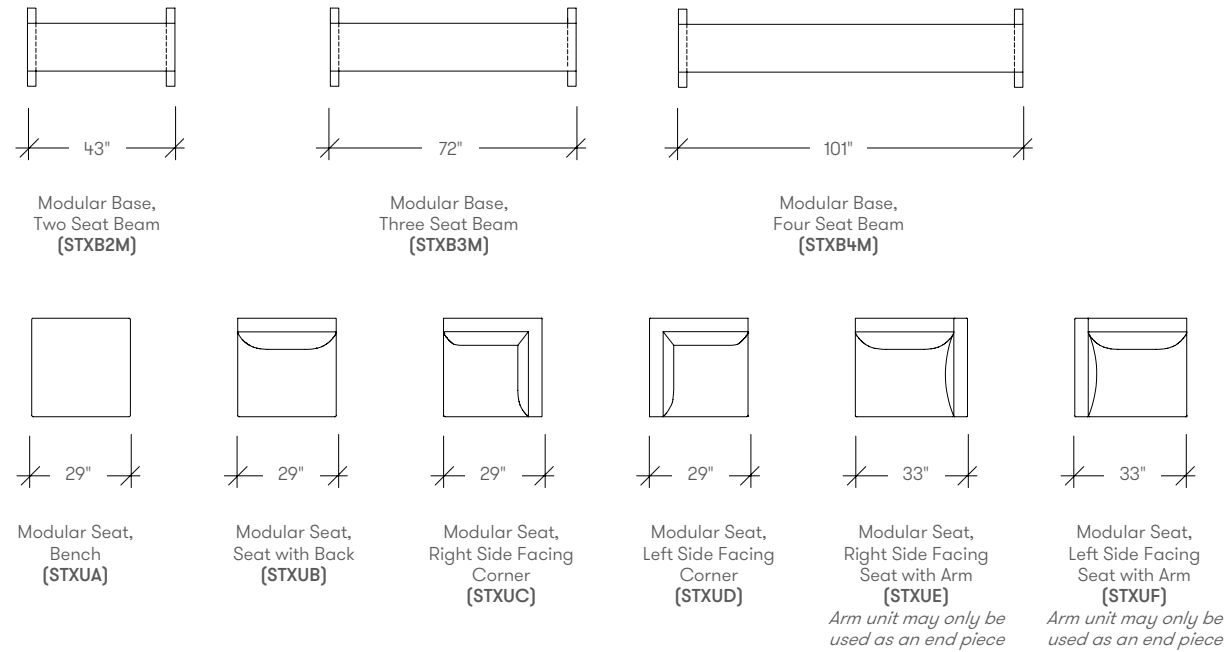


seating overall widths



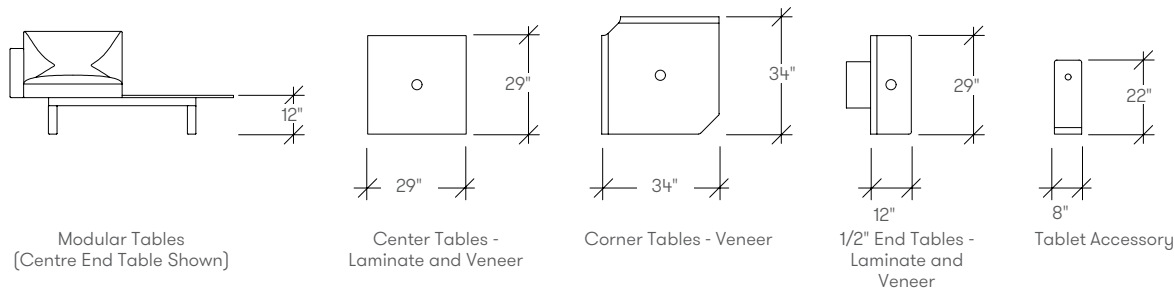
vettore

modular seating overall widths



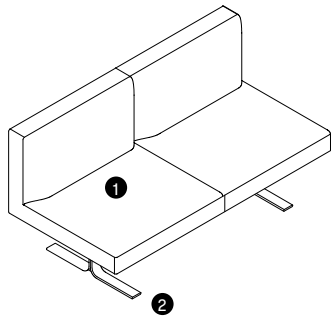
modular tables overall heights and widths

Table Height off floor: 12"
Table Thickness: 1/2" Laminate
1/2" Veneer



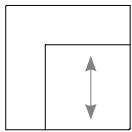
specifying vettore finishes

The following outlines the specification process for Vettore fabric selections.

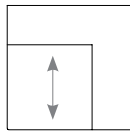


- 1 Seat and Back Upholstery
Select the seat and back upholstery
- 2 Base Finish
Select the base finish

Left or Right corners are determined by the fabric pattern direction in the seat of the corner module. Please keep this in mind as you as specifying a sectional or piece with corner use particularly with a patterned or directional fabric.



Left



Right

Leg Style

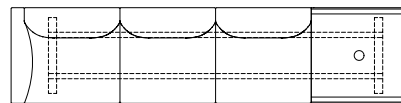


Metal Leg

vettore power accessories

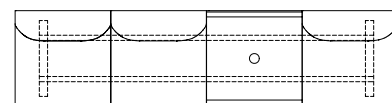
Power can be specified on Vettore Modular tables which is positioned in the center of the tables. Single Round Power Bump accessory is sold separately for Vettore Seating and Modular Tables.

vettore seating



Modular Tables
(Centre End Table
Shown)

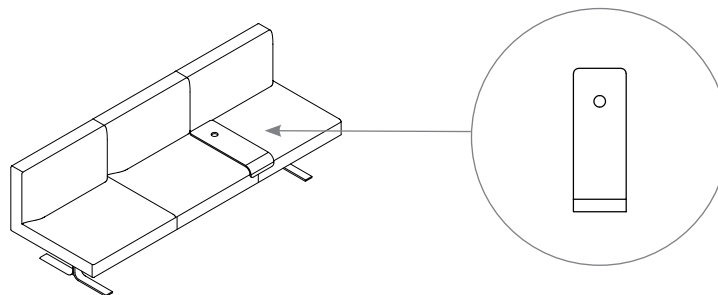
vettore modular seating



Center Tables -
Laminate and Veneer

vettore tablet accessory with salt power

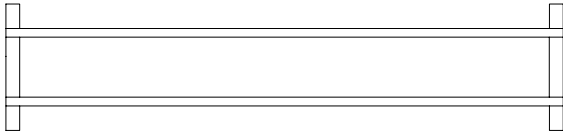
Power is included on Vettore Tablets with Salt Power. Power can be routed on the underside of the bench with magnetic cable managers to the nearest leg or power monument.



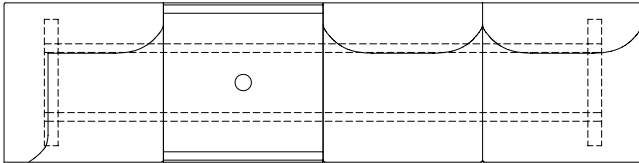
Cutout - Round 1-3/4" USB-A/C combination
Only White or Ebony
North American plug only 6 ft cord

vettore

specifying vettore modular seating



- ❶ Select the base assembly size
(Two Seat, Three Seat or Four Seat)
- ❷ Select base finish
(Foundation Paint or Fashion Paint)

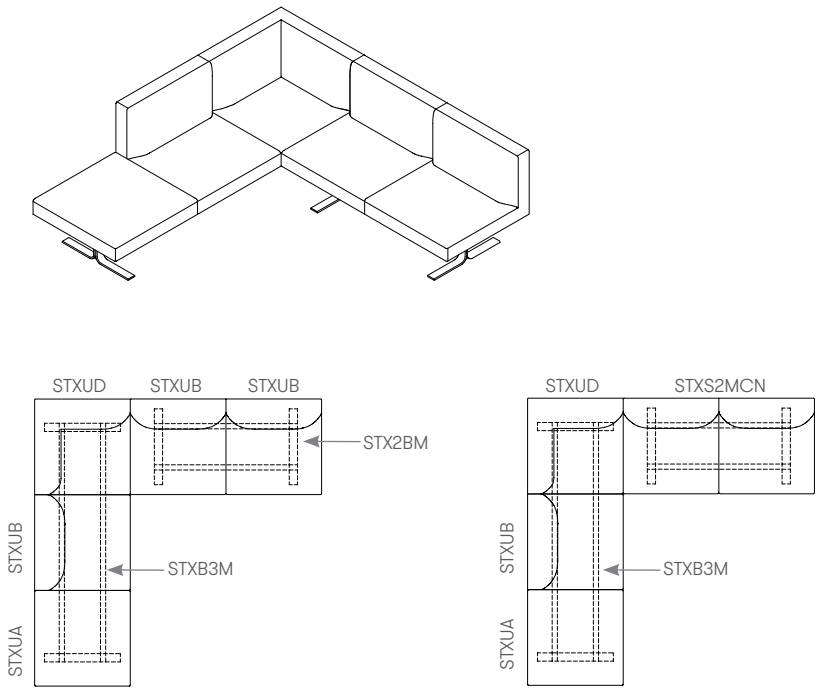


- ❶ Select coordinating quantity of upholstered or table modular pieces to be assembled to the base style
- ❷ Select upholstery finish
- ❸ Select table finish, if applicable

specification example

The following layouts can be specified two different ways.

layout 1



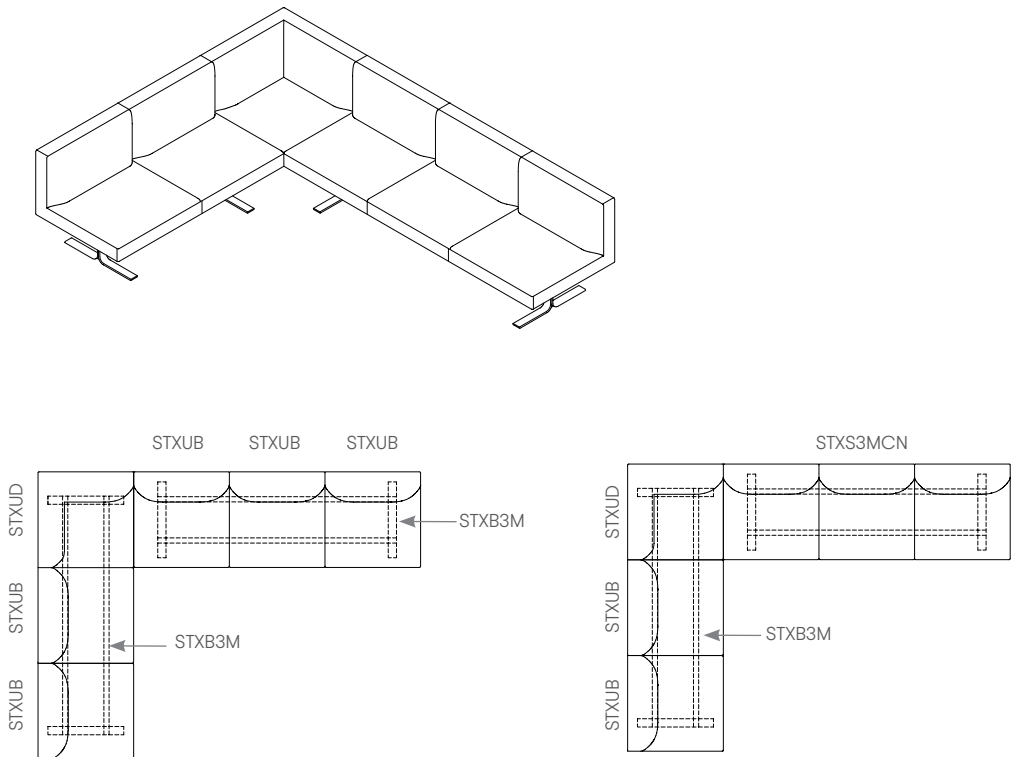
Layout 1 A			
1	STXB2M	Vettore Modular Base, 2 Seat Beam, Metal	1334
1	STXB3M	Vettore Modular Base, 4 Seat Beam, Metal	1392
1	STXUA	Vettore Modular Seat, Bench Gr. 3	1209
1	STXUD	Vettore Modular Seat, Left Side Facing Corner Gr. 3	2413
3	STXUB	Vettore Modular Seat, Seat with Back Gr. 3	1885
Total:			\$12003

Layout 1 B			
1	STXB3M	Vettore Modular Base, 3 Seat Beam, Metal	1392
1	STXUA	Vettore Modular Seat, Bench Gr 3	1209
1	STXUB	Vettore Modular Seat, Seat with Back Gr. 3	1885
1	STXUD	Vettore Modular Seat, Left Side Facing Corner Gr. 3	2413
1	STXS2MCN	Vettore Modular Seat, Seat with Back Gr. 3	5104
Total:			\$12003

specification example

The following layouts can be specified two different ways.

layout 2



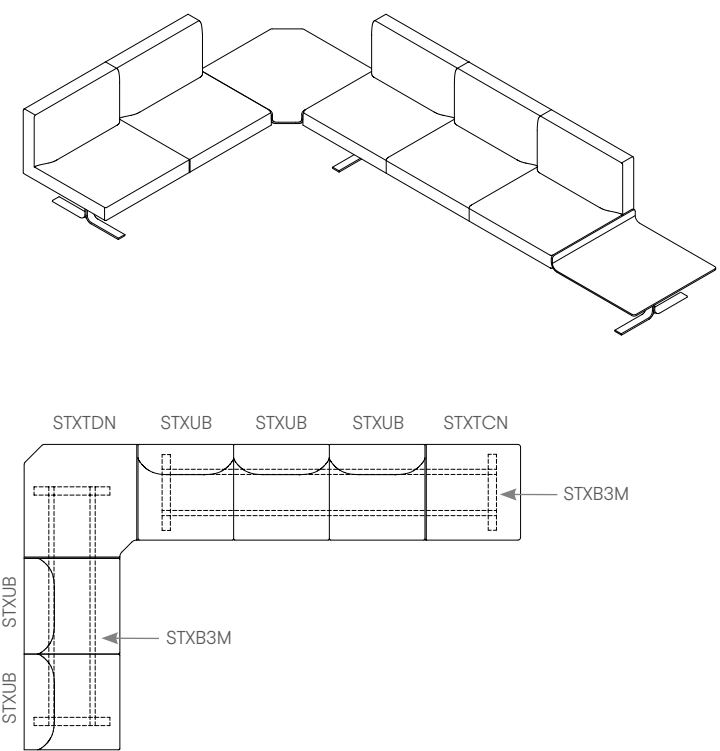
Layout 2 A			
2	STXB3M	Vettore Modular Base, 3 Seat Beam, Metal	1392
5	STXUB	Vettore Modular Seat, Seat with Back Gr. 3	1885
1	STXUD	Vettore Modular Seat, Left Side Facing Corner Gr. 3	2413
Total:			\$14622

Layout 2 B			
1	STXB3M	Vettore Modular Base, 3 Seat Beam, Metal	1392
2	STXUB	Vettore Modular Seat, Seat with Back	1885
1	STXUD	Vettore Modular Seat, Left Side Facing Corner	2413
1	STXS3MCN	Vettore Seating, 3 Seat, Metal, Seat with Back, No Arms	7047
Total:			\$14622

specification example

The following layouts can be specified two different ways.

layout 3

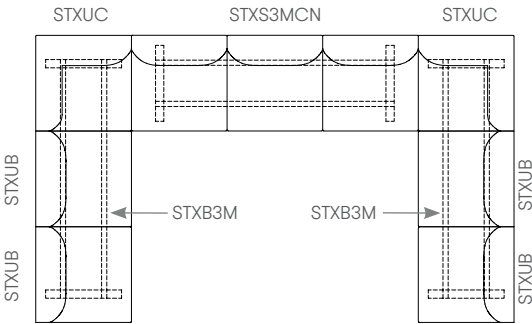
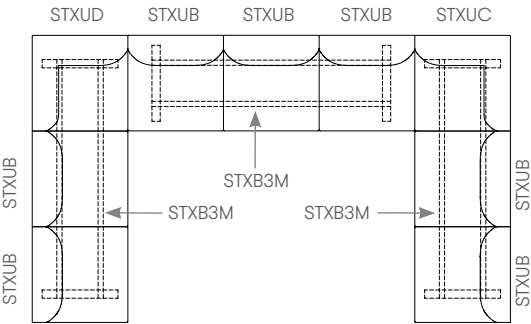
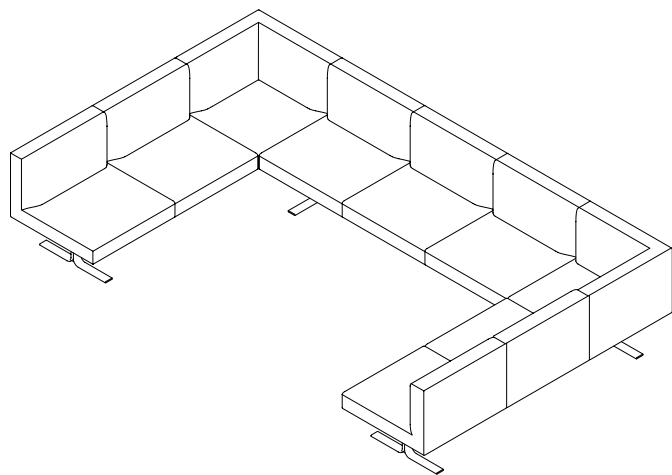


Layout 3				
1	STXB3M	Vettore Modular Base, 3 Seat Beam, Metal		1392
1	STXB4M	Vettore Modular Base, 4 Seat Beam, Metal		1450
5	STXUB	Vettore Modular Seat, Seat with Back		1885
1	STXTCN	Vettore Modular Table, Veneer, End, No Power Cut-Out		1334
1	STXTDN	Vettore Modular Table, Veneer, Corner, No Power Cut-Out		1914
Total:				\$15515

specification example

The following layouts can be specified two different ways.

layout 4



Layout 4 A			
3	STXB3M	Vettore Modular Base, 3 Seat Beam, Metal	1392
7	STXUB	Vettore Modular Seat, Seat with Back	1885
1	STXUC	Vettore Modular Seat, Right Side Facing Corner	2413
1	STXUD	Vettore Modular Seat, Left Side Facing Corner	2413
Total:			\$22197

Layout 4 B			
2	STXB3M	Vettore Modular Base, 3 Seat Beam, Metal	1392
4	STXUB	Vettore Modular Seat, Seat with Back	1885
2	STXUC	Vettore Modular Seat, Right Side Facing Corner	2413
1	STXS3MCN	Vettore Seating, 3 Seat, Metal, Seat with Back, No Arms	7047
Total:			\$22197

specification example

STXS2MCN – Vettore Seating, Two Seat, Metal, Seat with Back, No Arms		
①	Seat fabric Gr.3	5220
②	Leg finish Fashion Paint	29
Total:		\$5249

STXS3MSN – Vettore Seating, Three Seat, Metal, Seat, No Arms		
①	Seat and back fabric Gr.5	4553
②	Leg finish Fundamental Paint	0
③	Total:	\$4553

STXS4MCN – Vettore Seating, Four Seat, Metal with Back, No Arms		
①	Seat fabric Gr.5	9619
②	Leg finish Fashion Paint	29
Total:		\$9648

COM/COL material requirement

Yardage is based on a non-patterned fabric. Additional yardage may be required for pattern repeats and the matching required. Leather yield may be affected by the quality of the COL. However, variance in the size of the hides will not affect the yield.

SINGLE UPHOLSTERED

		COM [yards]	COL [sq. ft.]
Vettore Modular Seat	Bench	2	36
	Seat with Back	3 3/4	67 1/2
	Corner	5 1/4	94 1/2
	Seat & Back with Arm	5 1/2	99
Vettore Seating, Two Seat, Metal Leg	Seat Only without Arm	4	72
	Seat & Back without Arm	7 1/2	135
	Seat & Back with Arm	11	198
Vettore Seating, Three Seat, Metal Leg	Seat Only without Arm	6	108
	Seat & Back without Arm	11 1/4	202 1/2
	Seat & Back with Arm	14 3/4	265 1/2
Vettore Seating, Four Seat, Metal Leg	Seat Only without Arm	8	144
	Seat & Back without Arm	15	270
	Seat & Back with Arm	18 1/2	333

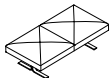
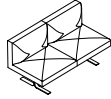
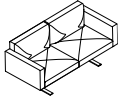
STXS **vettore seating**

Product Options

Style	Leg Style	Back Style	Arm Style	Upholstery	Leg Finish
2 Two Seat	M Two Metal	S Seat	N No Arms	Fabric	Fundamental Paint
3 Three Seat		C Seat with Back	A With Arms (available with seat with back option only)	Leather	Fashion Paint
4 Four Seat					

Note For Fundamental Paint, add \$0
 For Fashion Paint, add \$29
 Seat and Seat with Back models may be ganged together for longer lounge configurations. Ganging hardware included.
 No assembly required on Two, Three and Four Bench or Sofa Seating models

Price

		COM	COL	Gr.1	Gr.2	Gr.3	Gr.4	Gr.5	Gr.6	Gr.7	Gr.8	Gr.9	Gr.10	Gr.11
	2 Two Seat													
	Metal, Seat, No Arms	3512	3723	3698	3780	3852	3935	3997	4048	4100	4162	4223	4285	4358
	Metal, Seat with Back, No Arms	4600	4877	4948	5103	5238	5393	5509	5605	5702	5818	5934	6050	6185
	Metal, Seat with Back, Arms	5663	6004	6173	6400	6599	6826	6996	7137	7279	7449	7620	7790	7988
	3 Three Seat													
	Metal, Seat, No Arms	4642	4921	4920	5044	5152	5276	5369	5446	5524	5616	5709	5802	5910
	Metal, Seat with Back, No Arms	6273	6650	6795	7027	7230	7462	7636	7781	7926	8100	8274	8448	8651
	Metal, Seat with Back, Arms	7163	7594	7847	8152	8418	8722	8950	9140	9330	9558	9787	10015	10281
	4 Four Seat													
	Metal, Seat, No Arms	5771	6118	6142	6307	6452	6617	6740	6843	6946	7070	7194	7318	7462
	Metal, Seat with Back, No Arms	7945	8423	8641	8950	9221	9530	9762	9956	10149	10381	10613	10845	11116
	Metal, Seat with Back, Arms	9008	9550	9866	10248	10582	10963	11249	11488	11726	12012	12299	12585	12918
		Gr.12	Gr.13	Gr.14	Gr.15	Gr.16	Gr.17	Gr.18	Gr.19	Gr.20	Leather			
											LB	LC	LD	
2 Two Seat	Metal, Seat, No Arms	4440	4543	4646	4749	4852	4956	5059	5162	5265		4837	5393	5471
	Metal, Seat with Back, No Arms	6340	6533	6727	6920	7113	7307	7500	7693	7887		6965	8009	8215
	Metal, Seat with Back, Arms	8215	8499	8782	9066	9349	9633	9916	10200	10483		9066	10598	10933
3 Three Seat	Metal, Seat, No Arms	6034	6189	6343	6498	6653	6807	6962	7117	7271		6591	7427	7562
	Metal, Seat with Back, No Arms	8883	9173	9463	9753	10043	10333	10623	10913	11203		9782	11348	11676
	Metal, Seat with Back, Arms	10585	10965	11345	11726	12106	12486	12866	13247	13627		11700	13754	14216
4 Four Seat	Metal, Seat, No Arms	7627	7833	8039	8246	8452	8658	8864	9071	9277		8345	9459	9652
	Metal, Seat with Back, No Arms	11425	11812	12198	12585	12972	13358	13745	14132	14518		12599	14687	15138
	Metal, Seat with Back, Arms	13300	13777	14254	14731	15208	15684	16161	16638	17115		14700	17276	17856

STXB vettore modular base

Product Options

Style	Leg Style	Leg Finish
2 Two Seat Beam	M Metal	Fundamental Paint
3 Three Seat Beam		Fashion Paint
4 Four Seat Beam		

Note The Fundamental or Fashion Paint is for the leg portion only
The non-visible beam is an anthracite black finish
Base-to-base ganging hardware included



Price

	Fundamental Paint	Fashion Paint
2 Two Seat Beam	1374	1403
3 Three Seat Beam	1434	1463
4 Four Seat Beam	1494	1523

STXU vettore modular seat

Product Options

Style	Upholstery
A Bench	Fabric Leather
B Seat with Back	
C Right Side Facing Corner	
D Left Side Facing Corner	
E Right Side Facing Seat with Arm	
F Left Side Facing Seat with Arm	

Note Seats with Arms must be used as an end piece within the configuration. These CANNOT be used in the middle of a modular configuration
Assembly hardware included

Price





	COM	COL	Gr.1	Gr.2	Gr.3	Gr.4	Gr.5	Gr.6	Gr.7	Gr.8	Gr.9	Gr.10	Gr.11
A Bench	1069	1133	1162	1203	1239	1280	1311	1337	1363	1394	1425	1456	1492
B Seat with Back	1613	1710	1787	1864	1932	2009	2067	2116	2164	2222	2280	2338	2406
C Right Side Facing Corner	2025	2147	2269	2377	2472	2580	2661	2729	2796	2878	2959	3040	3135
D Left Side Facing Corner	2025	2147	2269	2377	2472	2580	2661	2729	2796	2878	2959	3040	3135
E Right Side Facing Seat with Arm	2144	2273	2399	2513	2612	2725	2810	2881	2952	3037	3122	3207	3307
F Left Side Facing Seat with Arm	2144	2273	2399	2513	2612	2725	2810	2881	2952	3037	3122	3207	3307
	Gr.12	Gr.13	Gr.14	Gr.15	Gr.16	Gr.17	Gr.18	Gr.19	Gr.20	Leather			
										LB	LC	LD	
A Bench	1533	1585	1636	1688	1739	1791	1842	1894	1945		1690	1968	2028
B Seat with Back	2483	2580	2676	2773	2870	2966	3063	3160	3256		2754	3276	3400
C Right Side Facing Corner	3243	3378	3514	3649	3784	3920	4055	4190	4326		3609	4339	4520
D Left Side Facing Corner	3243	3378	3514	3649	3784	3920	4055	4190	4326		3609	4339	4520
E Right Side Facing Seat with Arm	3420	3562	3704	3845	3987	4129	4271	4412	4554		3804	4570	4759
F Left Side Facing Seat with Arm	3420	3562	3704	3845	3987	4129	4271	4412	4554		3804	4570	4759

STXT **vettore modular table, laminate**

Product Options

Style	Power	Surface Finish
A Center End Corner	N No Power Cut Out	Studio Foundation Laminate
F 1/2 End	D Cut Out for Single Round Power Bump	RV Very White
		2T Crisp Grey
		2V Earth
		2U Sand
		CV Ebony

Note For Cut Out for Single Round Power Bump [D] - POWER UNIT SOLD SEPARATELY
 STXTA can be used as an Center, End or Corner table within the module of the base beam
 STXTF is used with the Modular Base. If a Two Seat Beam is specified, two upholstered units need to be specified with the addition of the 1/2 End Table to add after assembly
 Assembly hardware included




		Price
		Studio Foundation Laminate
	A Center End Corner No Power Cut Out	950
	Cut Out	973
	F 1/2 End No Power Cut Out	830
	Cut Out	926

STXT **vettore modular table, veneer**

Product Options

Style	Power	Surface Finish
B Center	N No Power Cut Out	Studio Veneer
C End	D Cut Out for Single Round Power Bump	BU Basque White Oak
D Corner		NK Natural Oak
E 1/2 End		DY Cocoa Brown
		DV Sierra
		DZ Truffle

Note For Cut Out for Single Round Power Bump [D] - POWER SOLD SEPARATELY
 STXTE is used with the Modular Base. If a Two Seat Beam is specified, two upholstered units need to be specified with the addition of the 1/2 End Table to add after assembly.

		Price
		Studio Veneer
	B Center No Power Cut Out	1690
	Cut Out	1715
	C End No Power Cut Out	1374
	Cut Out	1398
	D Corner No Power Cut Out	1971
	Cut Out	1995
	E 1/2 End No Power Cut Out	1308
	Cut Out	1404

STXA vettore tablet accessories

Product Options

Power	Surface Finish	Power Finish
N No Power	Studio Veneer	8B Ebony Coordinate
C Salt Power, 1 USB-A, 1 USB-C	BU Basque White Oak	7Y Storm White Coordinate
	NK Natural Oak	
	DY Cocoa Brown	
	DV Sierra	
	DZ Truffle	
	Studio Foundation Laminate	
	RV Very White	
	2T Crisp Grey	
	2V Earth	
	2U Sand	
	CV Ebony	

Note

Salt Power INCLUDED - USB ONLY


Laminate and Veneer versions are both curved tablets

Tablet should only be used between two upholstered seats

6' Power Cord

Salt USB-A provides 10-18 Watts power output when used alone, 10 Watts power output when used together with USB-C

Salt USB-C provides 20 Watts power output when used alone, 10 Watts power output when used together with USB-A

Price			
		Studio Foundation Laminate	Studio Veneer
	2 No Power	1016	1189
	C Salt Power, 1 USB-A, 1 USB-C	1255	1428