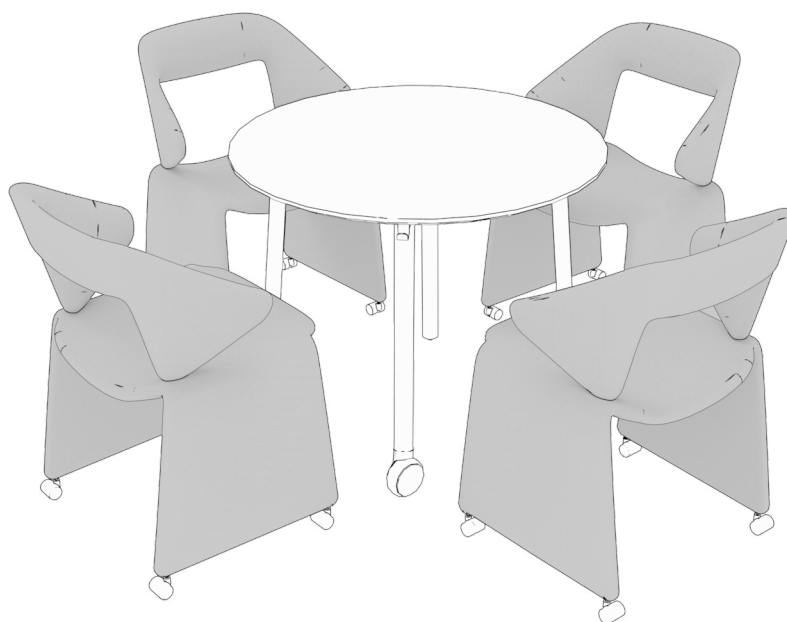


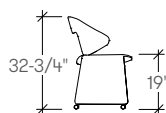
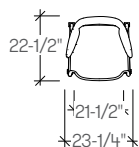
# suit

## features

Offered through a partnership with Artifort located in Schijndel, The Netherlands, Suit introduces a new standard of seating comfort for the workplace and hospitality, which will enrich the environment and deliver a strong sense of style. Designed by Monica Forster, Suit features an open back that ensures the user can always find a comfortable seating posture. Fully upholstered, the seat and back can be finished with complementary or contrasting textiles, allowing for a personalized identity. On the move with twin-wheel casters, Suit is a distinctive chair and inviting addition to hospitality, dining, and workspaces.



## dimensions

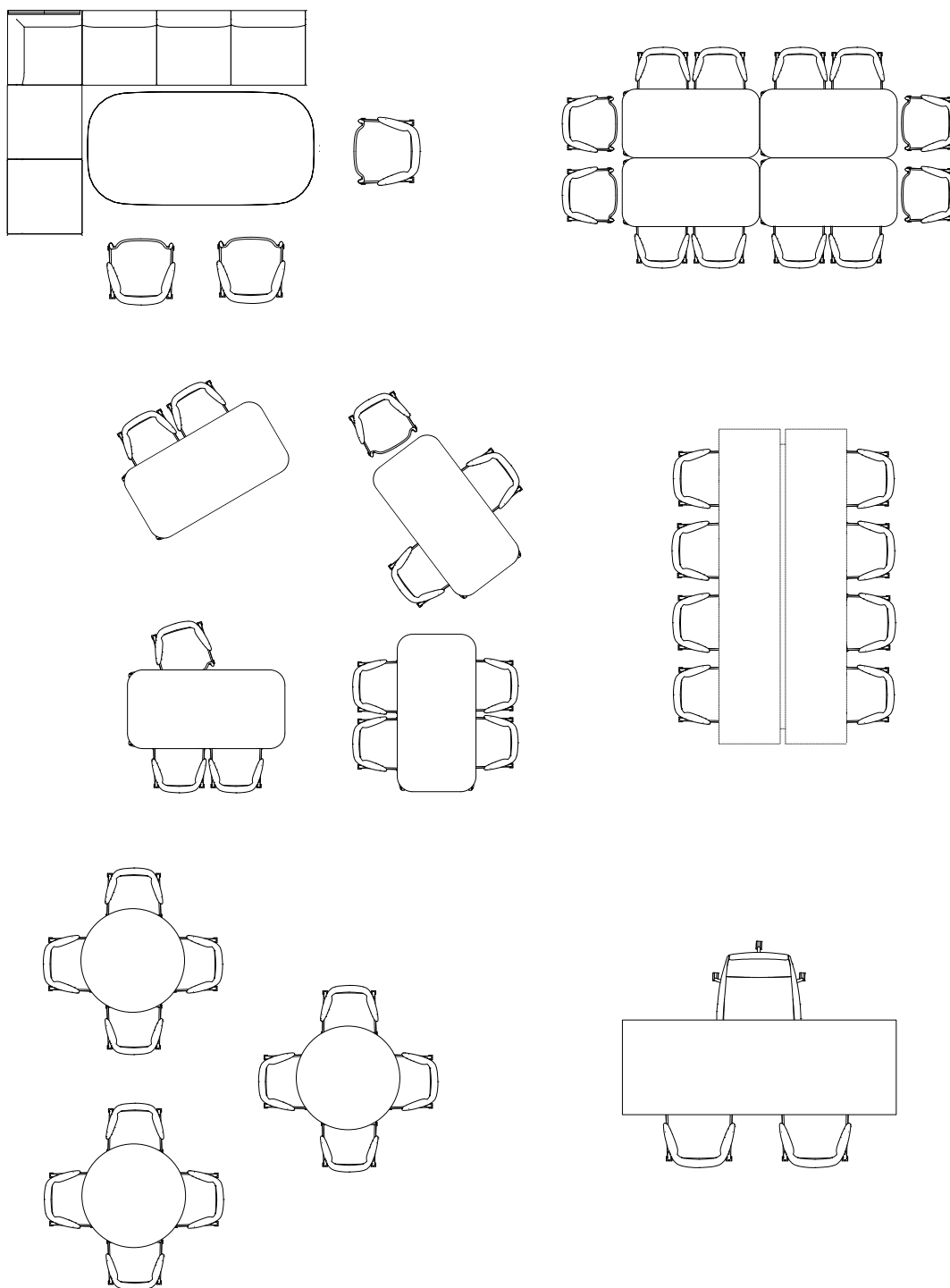


Suit Chair  
(ARTC)

**suit**

planning

Suit combines easy mobility with distinctive design for a comfortable seating alternative in hospitality, dining and communal work environments. Fully upholstered, Suit's seat and back can be upholstered in a complementary or contrasting textile, allowing for a personalized identity. This compact chair projects a wonderful sense of spaciousness and comfort that allows the user to stay focused and present for hours.



specification example



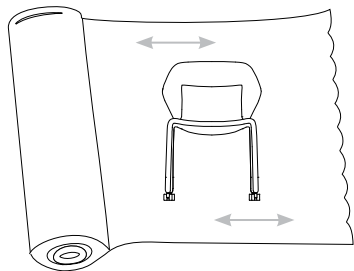
Steps involved in specifying Suit Chairs	Example:
Select Suit chair	<b>ARTC</b>
Select the seat and base upholstery	ARTC <b>E523</b>
Select the back upholstery	ARTCE523 <b>E523</b>
Select the caster style	ARTCE523E523 <b>H</b>

weights

Suit Chair with Casters	29 lbs
-------------------------	--------

special upholstery requirements

Unique characteristics of the Suit seating line require all components be upholstered in a Railroad direction. Consideration should be given when selecting upholstery that features patterns or texture as they will present differently than other seating upholstered in the same pattern applied in an Off The Bolt direction. Please see the Technical section for additional information.



COM/COL material requirement

Yardage is based on a non-patterned fabric. Additional yardage may be required for pattern repeats and the matching required. Leather is not suitable for use on the Suit Chair.

SINGLE UPHOLSTERY	COM [yards]	COL [sq. ft.]
Suit Chair Seat/Base	2 1/2	n/a
Suit Chair Back	2	n/a

ARTC      suit chair

Product Options

Seat & Base Upholstery	Back Upholstery	Casters
Fabric	Fabric	H Hard Tread Casters



Seat												
COM	COL	Gr.1	Gr.2	Gr.3	Gr.4	Gr.5	Gr.6	Gr.7	Gr.8	Gr.9	Gr.10	Gr.11
2050	n/a	2140	2180	2215	2255	2285	2310	2335	2365	2395	2425	2460
Gr.12	Gr.13	Gr.14	Gr.15	Gr.16	Gr.17	Gr.18	Gr.19	Gr.20	Leather			
2500	2550	2600	2650	2700	2750	2800	2850	2900	LB	LC	LD	
									n/a	n/a	n/a	
Back												
COM	COL	Gr.1	Gr.2	Gr.3	Gr.4	Gr.5	Gr.6	Gr.7	Gr.8	Gr.9	Gr.10	Gr.11
0	n/a	46	67	85	106	121	134	147	162	178	193	211
Gr.12	Gr.13	Gr.14	Gr.15	Gr.16	Gr.17	Gr.18	Gr.19	Gr.20	Leather			
232	258	284	309	335	361	387	412	438	LB	LC	LD	
									n/a	n/a	n/a	