

FIORANO USA
URBAN CONCRETE

STONESOURCE

48"X48"



Floor: 48"x48" _Greige_Matte

CONCRETE BEAUTY

Urban Concrete's contemporary soul, which captures the look and the essence of poured concrete, is capable of creating a clean and simple style and giving each project a personal warm feeling and great visual charm. Its extreme attention to detail gives the environment elegance and vitality. Six outstanding color options and two finishes tell the inspiration of the authentic American industrial design, perfect for both residential and high-traffic commercial projects.

Six colors: chalk, greige, mud, ash, plumb and coal.
Available in 12"x24", 24"x24", 24"x48", and 48"x48" floor & wall tile, 12"x12" mosaics.






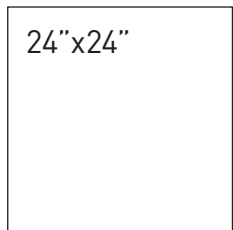
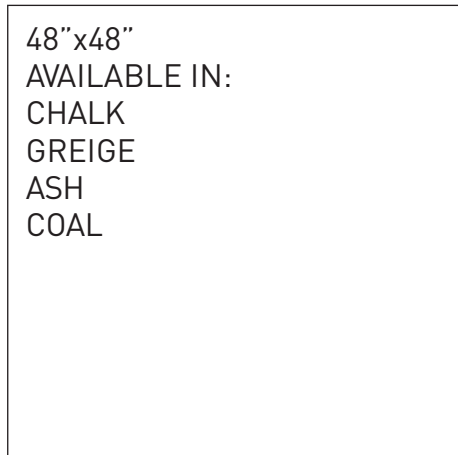
WALL
48"x48"

FLOOR
48"x48"

Wall: 48"x48" _Chalk_Matte
Floor: 48"x48" _Chalk_Matte
Furniture: Jem_Capriccio Grey_Polished


CONCRETE BEAUTY

4 Sizes: 12"x24" - 24"x24" - 24"x48" - 48"x48" (only matte) - 10 mm 6
Colors: Chalk, Greige, Mud, Ash, Plumb, Coal
2 Surfaces: Matte & Polished





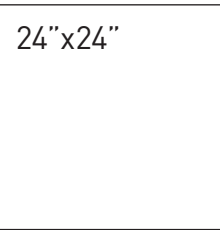
CANVAS

1 Size: 12"x24" - 10 mm
2 Colors: White and Moka 2
Surfaces: Matte & Polished



OUTDOOR

3 Sizes: 12"x48" - 24"x24" - 24"x48" - 20 mm 3
Colors: Chalk, Greige, Ash
1 Surface: Matte




Available in:



CHALK

Sizes, mosaic and trim pieces



Thickness 10mm

12"x24" - 1101130 Matte

12"x24" - 1101226 Polished


24"x24" - 1101112 Matte

24"x24" - 1101208 Polished

24"x48" - 1101088 Matte

24"x48" - 1101184 Polished


48"x48" - 1103357 Matte



12"x12" Mosaic (2"x2" - 36 dot)

1101148 Matte


1101238 Polished



3"x24" Bullnose

1101142 Matte

1101232 Polished



6"x12" Cove Base

(*special order only)

1101136

MUD

Sizes, mosaic and trim pieces



Thickness 10mm

12"x24" - 1101132 Matte


12"x24" - 1101228 Polished

24"x24" - 1101114 Matte

24"x24" - 1101210 Polished

24"x48" - 1101090 Matte


24"x48" - 1101186 Polished



12"x12" Mosaic (2"x2" - 36 dot)

1101150 Matte


1101240 Polished



3"x24" Bullnose

1101144 Matte

1101234 Polished



6"x12" Cove Base

(*special order only)

1101138

GREIGE

Sizes, mosaic and trim pieces



Thickness 10mm

12"x24" - 1101131 Matte

12"x24" - 1101227 Polished


24"x24" - 1101113 Matte

24"x24" - 1101209 Polished

24"x48" - 1101089 Matte

24"x48" - 1101185 Polished


48"x48" - 1103358 Matte



12"x12" Mosaic (2"x2" - 36 dot)

1101149 Matte


1101239 Polished



3"x24" Bullnose

1101143 Matte

1101233 Polished



6"x12" Cove Base

(*special order only)

1101137

ASH

Sizes, mosaic and trim pieces



Thickness 10mm

12"x24" - 1101133 Matte

12"x24" - 1101229 Polished


24"x24" - 1101115 Matte

24"x24" - 1101211 Polished

24"x48" - 1101091 Matte

24"x48" - 1101187 Polished


48"x48" - 1103359 Matte



12"x12" Mosaic (2"x2" - 36 dot)

1101151 Matte


1101241 Polished



3"x24" Bullnose

1101145 Matte

1101235 Polished



6"x12" Cove Base

(*special order only)


1101139

PLUMB

Sizes, mosaic and trim pieces



Thickness 10mm
12"x24" - 1101134 Matte
12"x24" - 1101230 Polished
24"x24" - 1101116 Matte
24"x24" - 1101212 Polished
24"x48" - 1101092 Matte
24"x48" - 1101188 Polished



12"x12" Mosaic (2"x2" - 36 dot)
1101152 Matte
1101242 Polished



3"x24" Bullnose
1101146 Matte
1101236 Polished




6"x12" Cove Base
(*special order only)
1101140

COAL

Sizes, mosaic and trim pieces



Thickness 10mm
12"x24" - 1101135 Matte
12"x24" - 1101231 Polished
24"x24" - 1101117 Matte
24"x24" - 1101213 Polished
24"x48" - 1101093 Matte
24"x48" - 1101189 Polished
48"x48" - 1103360 Matte



12"x12" Mosaic (2"x2" - 36 dot)
1101153 Matte
1101243 Polished




3"x24" Bullnose
1101147 Matte
1101243 Polished



6"x12" Cove Base
(*special order only)
1101141

CANVAS WHITE


Sizes, mosaic and trim pieces



Thickness 10mm
12"x24" - 1101254 White Matte
12"x24" - 1101266 White Polished

CANVAS MOKA

Sizes, mosaic and trim pieces



Thickness 10mm
12"x24" - 1101255 Moka Matte
12"x24" - 1101267 Moka Polished

Urban Concrete presents the sleek, modern personality of American industrial design combined with stained concrete. A different view on concrete beauty, the matte or polished finishes pair perfectly with traditional and contemporary design projects.

Two colors: white and moka. Available in 12"x24" floor and wall tile options.



Floor: 12"x24" _24"x24" _Chalk_Matte



Floor: 24"x48"_Greige_Matte
Backsplash 12"x24"_Greige_Polished



Wall: 12"x24" _ Canvas White_Polished



Floor: 24"x24" _ Mud_Matte
Wall: 12"x24" _ Canvas Moka_Matte





Floor: 24"x24" _Plumb_Matte
Backsplash: 12"x12" _Mosaic_Plumb_Polished



Floor: 48"x48" _Coal_Matte



Floor: 24"x48" _Coal_Matte



Floor: 12"x48" _24"x24" _Chalk_2CM



Floor: 12"x48" _Greige_2 CM



Floor: 24"x24" _Ash_2 CM

Rectified–color body

COLOR BODY



Colors	12"x24" 10 mm	24"x24" 10 mm	24"x48" 10 mm	48"x48" 10 mm	12"x48" 2 cm	24"x24" 2 cm	24"x48" 2 cm	12"x12" mosaic (2"x2")	3"x24" bullnose	6"x12" cove base
CHALK	1101130 Matte 1101226 Polished	1101112 Matte 1101208 Polished	1101088 Matte 1101184 Polished	1103357 Matte	1101411 Matte	1101414 Matte	1101841 Matte	1101148 Matte 1101238 Polished	1101142 Matte 1101232 Polished	1101136
GREIGE	1101131 Matte 1101227 Polished	1101113 Matte 1101209 Polished	1101089 Matte 1101185 Polished	1103358 Matte	1101412 Matte	1101415 Matte	1101842 Matte	1101149 Matte 1101239 Polished	1101143 Matte 1101233 Polished	1101137
MUD	1101132 Matte 1101228 Polished	1101114 Matte 1101210 Polished	1101090 Matte 1101186 Polished	-	-	-	-	1101150 Matte 1101240 Polished	1101144 Matte 1101234 Polished	1101138
ASH	1101133 Matte 1101229 Polished	1101115 Matte 1101211 Polished	1101091 Matte 1101187 Polished	1103359 Matte	1101413 Matte	1101416 Matte	1101843 Matte	1101151 Matte 1101241 Polished	1101145 Matte 1101235 Polished	1101139
PLUMB	1101134 Matte 1101230 Polished	1101116 Matte 1101212 Polished	1101092 Matte 1101188 Polished	-	-	-	-	1101152 Matte 1101242 Polished	1101146 Matte 1101236 Polished	1101140
COAL	1101135 Matte 1101231 Polished	1101117 Matte 1101213 Polished	1101093 Matte 1101189 Polished	1103360 Matte	-	-	-	1101153 Matte 1101243 Polished	1101147 Matte 1101243 Polished	1101141
CANVAS WHITE	1101254 Matte 1101266 Polished	-	-	-	-	-	-	-	-	-
CANVAS MOKA	1101255 Matte 1101267 Polished	-	-	-	-	-	-	-	-	-

















Packaging Specifications

SIZES		THICKNESS (MM)	PIECES PER BOX	UOM PER BOX	WEIGHT PER BOX	BOXES PER PALLET	UOM PER PALLET	WEIGHT PER PALLET*
FIELD TILES								
12"x24" RECTIFIED MATTE/POLISHED	NOMINAL	10 mm	6	12 SF	52.8 LBS	48	576 SF	2,535 LBS
24"x24" RECTIFIED MATTE/POLISHED	NOMINAL	10 mm	3	12 SF	52.8 LBS	36	432 SF	1,901 LBS
24"x48" RECTIFIED MATTE/POLISHED	NOMINAL	10 mm	3	24 SF	115 LBS	21	504 SF	2,419 LBS
48"x48" RECTIFIED MATTE	NOMINAL	10 mm	2	31 SF	117,8 LBS	20	620 SF	2,356 LBS
12"x48" RECTIFIED MATTE	NOMINAL	20 mm	4	16 SF	147 LBS	16	256 SF	2,352 LBS
24"x24" RECTIFIED MATTE	NOMINAL	20 mm	2	8 SF	76 LBS	36	288 SF	2,736 LBS
24"x48" RECTIFIED MATTE	NOMINAL	20 mm	2	16 SF	152 LBS	16	256 SF	2,432 LBS
CANVAS								
12"x24" RECTIFIED MATTE / POLISHED	NOMINAL	10 mm	6	12 SF	52.8	48	576 SF	2,535
MOSAIC AND COORDINATING TRIMS								
12"x12" MOSAIC [2"x2" - 36 DOT] MATTE / POLISHED	NOMINAL	10 mm	10	10 PCS	35	45	450 PCS	1,575
3"x24" BULLNOSE MATTE / POLISHED	NOMINAL	10 mm	12	12 PCS	25.2	48	576 PCS	1,201
6"x12" COVE BASE MATTE	NOMINAL	7 mm	10	10 PCS	17.5	64	640 PCS	1,120

* WEIGHT PER PALLET DOES NOT INCLUDE pallet WEIGHT itself. All other sizes will be packaged as ordered.
Minimum grout size recommended = 5 mm (or approx. 3/16") If staggered tile placement, we recommend using a 30% offset. If specified brick pattern with 1/2 pattern mandatory, a bigger grout is recommended to hide imperfections of installation (minimum 1/4").

Technical Specifications

This product meets or exceeds all standards described in ANSI A137.1.

	SPECS	TEST METHOD	INDUSTRY STANDARD	MILE® <i>stone</i> VALUES	
	WATER ABSORPTION	ASTM C373	≤0.5%	≤0.4%	
		ASTM C373	0.5%	Meeting the water absorption criteria of the American national standard PTCA	
	SURFACE WEAR RESISTANCE	ANSI A137.1	Surface Wear-resistance properties of glazed vitreous and porcelain tiles.	ALL RESIDENTIAL / COMMERCIAL	
	CHEMICAL RESISTANCE	ASTM C650	A tile sample is placed in continuous contact with a variety of chemicals for 24 hours. No sample must show visible defects.	NOT AFFECTED	
	D.C.O.F. AcuTest®	ANSI A326.3	≥0.42 WET	≥0.42 WET	
				≥0.42 WET 2CM	
	STAIN RESISTANCE	ASTM C1378	Surfaces are exposed to staining agents for 24 hours followed by four cleaning procedures. Results are recorded post cleaning.	NOT AFFECTED	
	BREAKING STRENGTH	ASTM C648	≥250 lbf	8mm ≥300 lbf 10mm ≥400 lbf	
	BREAKING STRENGTH OUTDOOR 2CM	ASTM 1505	2000 lbf (10.9 kN)	≥2500 lbf	
	RESISTANCE TO FREEZE	ASTM C1026	A tile sample is subjected to repeated processes of freezing and thawing. Sample must show no visible defects.	RESISTANT	
	WARPAGE EDGE	ASTM C485	±0.40% or ±0.05 in (±1.8 mm)	± 0.40%	Rectified
	WARPAGE DIAGONAL	ASTM C485	±0.40% or ±0.07 in (±1.8 mm)	± 0.40%	Rectified
	WEDGING	ASTM C502	±0.25% or ±0.03 in (±0.8 mm)	± 0.25%	Rectified
	WARPAGE EDGE	ASTM C485	±0.50% or ±0.07 in (±1.8 mm)	± 0.50%	Calibrated
	WARPAGE DIAGONAL	ASTM C485	±0.50% or ±0.07 in (±1.8 mm)	± 0.50%	Calibrated
	WEDGING	ASTM C502	±0.50% or ±0.08 in (±2.0 mm)	± 0.50%	Calibrated
	THICKNESS	ASTM C499	Range: ± 0.04 in	≤0.04 in	

• Due to the inherent nature of fired porcelain tile, it is important to note that the coefficient of friction may vary within and between product runs.

Progress that invests in the entire society

As an active member of the U.S Green Building Council, Stone Source preads awareness to the community and encourages the use of building solutions through environmentally friendly practices. Our products positively contribute to the requirements for obtaining the LEED (Leadership in Energy and Environmental Design) and WELL (IWBI) certifications.

A commitment to environmental sustainability and responsibility

We are committed to conscious development that minimizes the negative impact of manufacturing production on the environment. Our general approach to sustainability intersects with our business strategy to embrace three areas of responsibility: economic, social, and environmental. Some ways we prove this are:

- Products containing as much as 45% recycled content.
- Post-consumer recycled content levels as much as 3%.
- Zero industrial wastewater discharge.
- A 99% internal process recycling rate.
- Local sourcing of >95% raw materials (within 500-mile radius of factory) resulting in low transportation related carbon emissions.

Stone Source is taking these and other steps, as well as actively investing to reduce carbon emissions to ensure that we reach full carbon neutrality by 2030.

