

byward

reference guide

09.23.2024



teknion



# what is byward

simple. versatile. affordable.

Offering a fresh approach to caseworks design, Byward™ is about doing more with less. Composed of ten core products, the collection combines streamlined design, dimensions and construction to cost-effectively meet essential needs.

Byward provides a classic built-in look with flexibility to adjust over time. Lending a familiar residential look to the office, pieces are scaled to optimize space in the pared-down footprint of today's private office or shared work hub. Cabinets and tower dimensions are trimmed from a standard depth of 20-24 inches to a lean 14 inches deep.

Casual, intuitive and easy to use, Byward enables a range of planning and aesthetic options. All desk and storage units are freestanding, readily adapting to changes in workflow or space allocation.

Desks incorporate a power bar and unobtrusive wire pathways to support technology, keeping wires against the wall and out of sight. Storage units feature a signature leather pull and elevated base with shelf, providing added functional capacity. A Wall Shelf provides coat hooks and trays to support personal items.

Byward achieves a high level of fit and finish through standard material and finish options. Finishes include Teknion's Flintwood, Veneer 2/3, and twelve popular solid colors and wood grain laminates. Accent colors can also be applied to infuse a touch of personality.

Adding further versatility, Byward integrates with Teknion Journal™ and Expansion® Caseworks to provide drawer options, height-adjustable worksurfaces and additional storage.

Inspired by the heritage of Canadian forestry, the name Byward pays tribute to the history of Ottawa and its original name, Bytown. Once a major trading center for the logging industry and timber products, Ottawa today is home to the renowned ByWard Market, one of Canada's largest public markets. Defined by a name both contemporary and rich in tradition, the Byward line of essential wood furniture projects an image of timeless quality.









# product map

Byward consists of the following pieces that can be configured in a variety of ways to fit any sized office.

## DESKS & RETURNS



Byward Desk  
(LWBDS)



Byward Desk with Pedestal  
(LWBDP)



Byward Return,  
Wall Mounted  
(LWBRW)



Byward Return with Storage  
(LWBRS)

## STORAGE & TOWERS



Byward Low Cabinet,  
Top Access  
(LWBCT)



Byward High Cabinet  
(LWBHC OO)



Byward High Cabinet  
(LWBHC CO)



Byward High Cabinet  
(LWBHC CC)



Byward Medium Tower  
(LWBTM OO)



Byward Medium Tower  
(LWBTM CO)



Byward Medium Tower  
(LWBTM CC)



Byward High Tower  
(LWBTH OO)



Byward High Tower  
(LWBTH JO)



Byward High Tower  
(LWBTH CC)



Byward High Tower  
(LWBTH CJ)

## ACCESSORIES



Byward Wall Shelves  
(LWBWS B)



Byward Wall Shelves  
(LWBWS C)



Byward Wall Shelves  
(LWBWS R)



Byward Additional Wall Tether  
(LWBWT)

# planning with byward

Whether a desk, cabinet and bookcase is needed, or just somewhere to hang a coat or hat, Byward has a solution.

The furniture pieces can come together for a built-in look, or be rearranged over time to adjust the workflow or feel of a space.

Byward includes the essentials, including wire management, power bars and clever integrated wire management cutouts and pathways to keep wires where they should be; against the wall and out of sight.

The following demonstrates how the same kit of parts can be reconfigured to create different layouts.





# planning with byward (continued)

Byward is ideal for small, medium and large open spaces or offices.

The following layouts can be found on the Teknion Planning Tool.

## **SMALL SPACES**

---

- 8' x 8'
- One to three pieces of furniture
- Used for an individual or focused space
- Ideal for hotelling and temporary offices



## MEDIUM SPACES

---

- 8' x 8' to 10' x 10'
- Three to four pieces of furniture
- Used with or without a guest space
- Ideal when a space is a user's full time office, it offers the essentials to settle in and feel at home

# planning with byward (continued)

## LARGE SPACES

---

- 12' x 12' or larger
- Four pieces of furniture
- Inclusive, not just for executive type offices
- Ideal for a built-in look that can be rearranged as needed

## **BLENDED SOLUTIONS**

---

Byward blends well with Journal, Expansion and other Teknion products.

The following typical outline a variety of layouts that can be achieved.

# planning with byward

Bywards finish offering allows for the creation of unique looks.

Just by the finish selection the same layout can go from contemporary to traditional.





# grain direction

The grain direction on Byward desks and storage varies depending on whether it is laminate, flintwood or veneer.

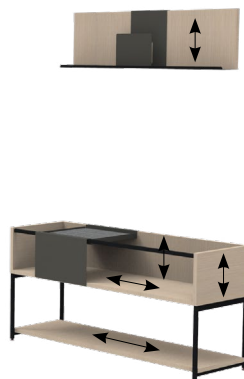
laminate



flintwood



veneer 2 and 3 / flintwood with cathedral



# byward finishes

## FLINTWOOD

						
White Oak	Poppy Seed	Harvest Cherry	Earl Grey	Silverwash	White Truffle	Raw Umber
						
Caraway	Drift Oak	Dark Henna	Black Timber	Classic Walnut	Chianti	Dark Walnut
						
Medium Sycamore	Natural Pecan	Flax	Sierra Flint	Cocoa Brown Flint	Sycamore	Black Walnut
						
Walnut	Blonde Maple					

## VENEER 2/3

						
Medium Dark Cherry	Dark Brown Cherry	Walnut on Cherry	Natural Maple	Dark Cherry	Regal Cherry	Windsor Cherry
						
Drift Oak Flat Cut	Silverwash Flat Cut	Poppy Seed Flat Cut	White Oak Flat Cut	Natural Pecan Flat Cut	Sierra Flat Cut	Natural Walnut Flat Cut

## LAMINATES

---

Available in all Foundation and Source Laminates.

 [FOUNDATION LAMINATE SAMPLE CARD](#)

## METAL PAINT

---

Available in all Foundation, Mica and Accent.

 [FOUNDATION SAMPLE CARD](#)     [MICA SAMPLE CARD](#)     [ACCENT SAMPLE CARD](#)

## METAL PAINTS FOR ACCENT TRAYS AND DIVIDERS

---

Available in all Foundation, Mica and Accent.



 [FOUNDATION SAMPLE CARD](#)     [MICA SAMPLE CARD](#)     [ACCENT SAMPLE CARD](#)

## HANDLES

---



Anthracite / Natural Leather



Titanium Grey / Black Leather

# byward desks & returns

Byward provides four options for desks and returns.

Desks are available with or without storage.

Modesty Panels are 10"h. and the depth is determined by the depth of the worksurface:

- 24" depth = 4-1/4" inset from worksurface edge

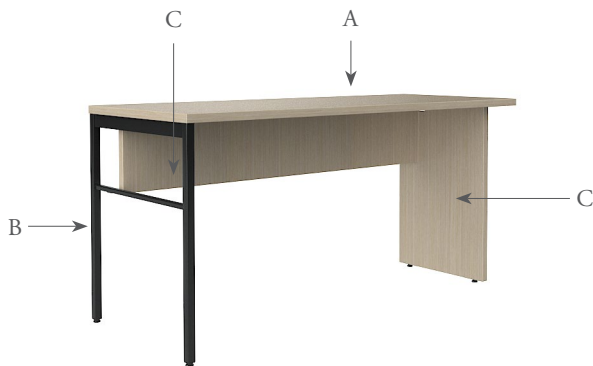
- 30" depth = 8" inset from worksurface edge

- 36" depth = 12" inset from worksurface edge

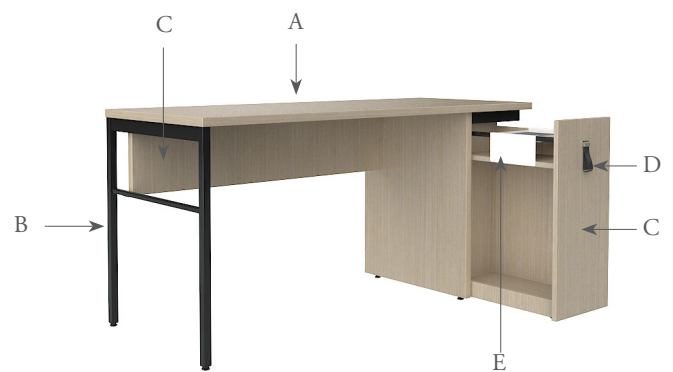
Returns are either wall mounted or require connection to a desk.

Worksurface thickness is 1-1/8" for Flintwood and Veneer, and 1-3/16" for Laminate.

The following indicates where finishes can be applied.



Byward Desk



Byward Desk with Pedestal

Areas for Application:

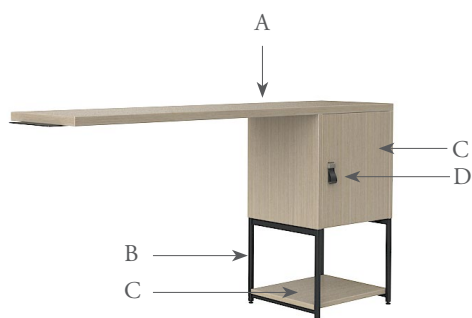
A = Top – Flintwood, Veneer 2/3 or Laminate (HPL)

B = Leg – Foundry Onyx Metal Paint

C = Modesty Panel with End Gable or Storage – Flintwood, Veneer 2/3 or Laminate (LPL)

D = Handle – Leather Finish

E = Accessory Tray – Accent Paint with Smooth Felt Pewter Liner



Byward Return with Storage



Byward Return, Wall Mounted

Areas for Application:

A = Top – Flintwood, Veneer 2/3 or Laminate (HPL)

B = Leg – Foundry Onyx Metal Paint

C = Modesty Panel or Storage – Flintwood, Veneer 2/3 or Laminate (LPL)

D = Handle – Leather Finish

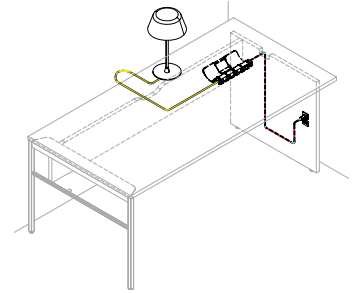


## byward desk (LWBDS)



The Byward Desk includes a YEPD Power Bar and wire management cutouts and pathways.

The Power Bar mounts near the gable to allow cables to exit through the gable into the wall.



## PRODUCT DETAILS

Depths: 24", 30", 36"  
Widths: 48", 54", 60", 66", 72"  
End Gable Handedness: Right  
Left

Handedness is determined by the location of the gable from the users perspective.

Top, Modesty & Gable Finish: Foundation Laminate  
Flintwood  
Veneer  
Metal Leg Finish: Foundation  
Mica  
Accent

Dimensions	All Laminate	Laminate Top with Flintwood / Veneer Modesty & Gable	Flintwood / Veneer Top with Laminate Modesty & Gable	All Flintwood / Veneer
24" d x 48" w	869	984	1009	1122
24" d x 54" w	906	1022	1048	1166
24" d x 60" w	947	1068	1095	1218
24" d x 66" w	984	1110	1138	1264
24" d x 72" w	1019	1150	1176	1306
30" d x 48" w	941	1068	1097	1223
30" d x 54" w	980	1110	1139	1269
30" d x 60" w	1019	1153	1183	1317
30" d x 66" w	1069	1211	1244	1386
30" d x 72" w	1109	1255	1288	1434
36" d x 48" w	1002	1139	1169	1309
36" d x 54" w	1049	1197	1228	1376
36" d x 60" w	1095	1244	1279	1427
36" d x 66" w	1148	1306	1342	1500
36" d x 72" w	1192	1354	1388	1551

# byward desks

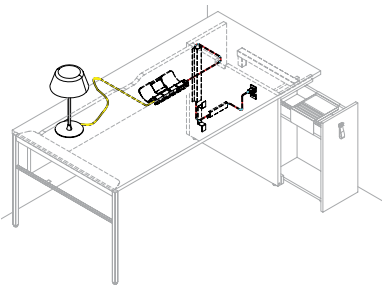
## byward desk with pedestal (LWBOP)



The Byward Desk includes a YEPD Power Bar and wire management cutouts and pathways.

The Power Bar mounts near the gable to allow cables to exit through the gable into the wall.

Pedestal does not have a lock option.




### PRODUCT DETAILS

Depths:	24", 30", 36"	Metal Leg Finish:	Foundation Mica Accent
Widths:	54", 60", 66", 72"	Handle Finish:	Natural Leather with Anthracite Black Leather with Titanium Grey
Pedestal Handedness:	Right Left	Pedestal Tray:	Foundation Mica Accent
Handedness is determined by the location of the gable from the users perspective.			
Handle Height:	21"		
Top, Modesty & Pedestal Finish:	Foundation Laminate Flintwood Veneer 2/3		

Dimensions	All Laminate	Laminate Top with Flintwood / Veneer Modesty & Pedestal	Flintwood / Veneer Top with Laminate Modesty & Pedestal	All Flintwood / Veneer
24" d x 54" w	1583	1973	1726	2116
24" d x 60" w	1624	2019	1773	2167
24" d x 66" w	1658	2056	1813	2210
24" d x 72" w	1695	2095	1853	2253
30" d x 54" w	1652	2051	1811	2210
30" d x 60" w	1690	2094	1855	2258
30" d x 66" w	1737	2147	1912	2321
30" d x 72" w	1778	2190	1957	2368
36" d x 54" w	1720	2134	1898	2313
36" d x 60" w	1764	2180	1948	2364
36" d x 66" w	1814	2238	2008	2431
36" d x 72" w	1859	2285	2056	2483

byward return, wall mounted (LWBRW)



An optional surface grommet cut out for routing cable is available

The Byward Return is completely supported by the wall and includes a 10"h. lower box for stability.

- Cleats and hardware are included
- 2 flat plates are included for connecting to a desk worksurface if desired

PRODUCT DETAILS

Depth:	14"	Top Finish:	Foundation Laminate Flintwood Veneer 2/3
Widths:	36", 42", 48"		
Return Style:	Flush Lower Box Inset Lower Box - Inset 3" on both sides	Lower Box Finish:	Laminate Flintwood Veneer 2/3
Wire Management:	Yes Center Surface Grommet - Grey finish No Surface Grommet		

	All Laminate	Laminate Top with Flintwood / Veneer Lower Box	Flintwood / Veneer Top with Laminate Lower Box	All Flintwood / Veneer
Dimensions	Inset Lower Box (I), No Surface Grommet (N)			
14" d x 36" w	708	755	834	882
14" d x 42" w	745	800	874	928
14" d x 48" w	781	841	911	971
	Inset Lower Box (I), Center Surface Grommet (Y)			
14" d x 36" w	728	773	854	899
14" d x 42" w	764	820	891	948
14" d x 48" w	799	859	928	988
	Flush Lower Box (F), No Surface Grommet (N)			
14" d x 36" w	722	771	850	898
14" d x 42" w	764	823	891	951
14" d x 48" w	799	863	928	992
	Flush Lower Box (F), Center Surface Grommet (Y)			
14" d x 36" w	740	792	867	918
14" d x 42" w	782	843	911	971
14" d x 48" w	819	882	948	1011

# byward returns

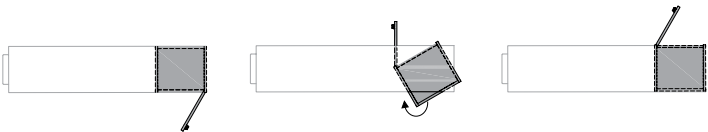
## byward return with storage (LWBRS)



Byward Return with Storage are separate pieces, allowing the storage to be rotated to the opposite side.

The handedness of the cabinet will remain the same (left hand orientation shown).

The Return must be connected to a desk for support.



### PRODUCT DETAILS

Depth:	14"	Metal Leg Finish:	Foundation Mica Accent
Widths:	36", 48", 54", 60"	Handle Finish:	Natural Leather with Anthracite Black Leather with Titanium Grey
Return Connection:	Right Left	Lock / Key Style:	No Lock Keyed Alike Keyed Random
Top & Storage Finish:	Foundation Laminate Flintwood Veneer 2/3	Lock Finish:	Silver

Dimensions	All Laminate	Laminate Top with Flintwood / Veneer Storage	Flintwood / Veneer Top with Laminate Storage	All Flintwood / Veneer
14" d x 36" w	984	1220	1110	1347
14" d x 48" w	1034	1274	1163	1404
14" d x 54" w	1057	1298	1189	1430
14" d x 60" w	1080	1324	1211	1455

Lock option, add 71



# byward cabinets & towers

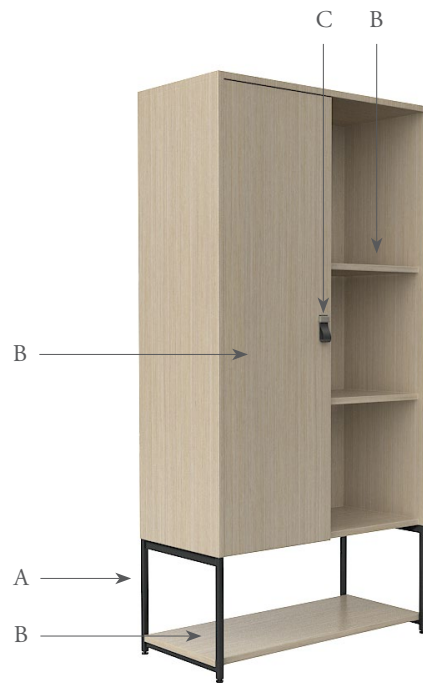
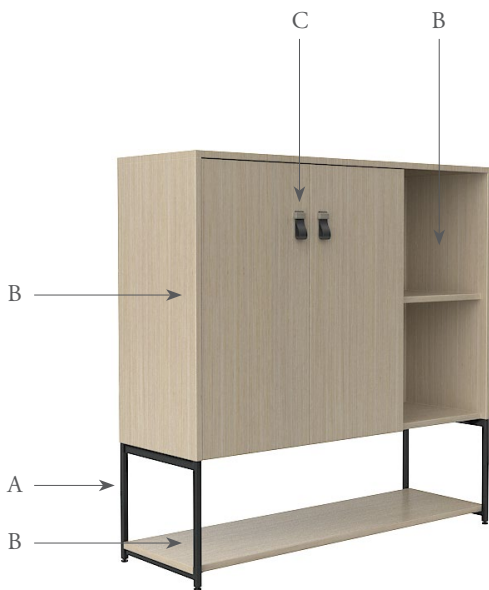
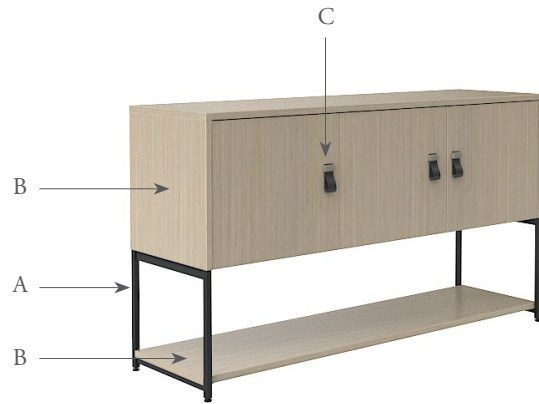
Byward cabinets and towers are elevated 12-1/2" and feature an open lower shelf with a 10" clearance.

All cabinets and towers are freestanding and finished on all sides.

The signature 14" depth is ideal in small spaces.

Towers include a Wall Tether for additional support.

The following indicates where finishes can be applied.



Areas for Application:

A = Leg – Foundry Onyx Metal Paint

B = Storage Case and Doors, Adjustable Shelves and Shelf – Flintwood, Veneer 2/3 or Laminate (LPL)

C = Handle – Leather Finish

D = Sliding Tray – Accent Paint with Smooth Felt Pewter Liner

# byward cabinets & towers

## byward low cabinet, top access (LWBCT)



The Low Cabinet, Top Access has an accent tray can be repositioned by gliding along the case and crossbar.  
The felt tray liner is reversible with grooves on one side.

### PRODUCT DETAILS

Height:	21"	Metal Leg Finish:	Foundation
Depth:	14"		Mica
Widths:	36", 42"		Accent
Case Finish:	Source Laminate	Accent Tray:	Foundation
	Flintwood		Mica
	Veneer 2/3		Accent

Dimensions	Laminate	Flintwood / Veneer
21" h x 14" d x 36" w	722	928
21" h x 14" d x 42" w	739	959

# byward cabinets & towers

## byward high cabinet (LWBHC)



All Closed (CC)



Left Closed, Right Open (CO)



All Open (OO)

Left Open, Right Closed (OC)

### PRODUCT DETAILS

Storage Option:	All Open All Closed Left Open, Right Closed Left Closed, Right Open	Metal Leg Finish:	Foundation Mica Accent
Height:	27"	Handle Finish:	Natural Leather with Anthracite Black Leather with Titanium Grey
Depth:	14"	Lock / Key Style:	No Key/Lock Keyed Alike Keyed Random
Widths:	36", 48", 60", 72"	Lock Finish:	Silver
Handle Height:	21"h		
Case Finish:	Source Laminate Flintwood Veneer 2/3		

	Laminate	Flintwood / Veneer
Dimensions	All Closed (CC)	
27" h x 14" d x 36" w	1090	1519
27" h x 14" d x 48" w	1237	1758
27" h x 14" d x 60" w	1400	2009
27" h x 14" d x 72" w	1482	2167
	Left Closed, Right Open (CO) / Left Open, Right Closed (OC)	
27" h x 14" d x 36" w	1002	1396
27" h x 14" d x 48" w	1145	1627
27" h x 14" d x 60" w	1218	1762
27" h x 14" d x 72" w	1293	1908
	All Open (OO)	
27" h x 14" d x 36" w	952	1346
27" h x 14" d x 48" w	1028	1490
27" h x 14" d x 60" w	1102	1633
27" h x 14" d x 72" w	1176	1778

Lock option, add 71

# byward cabinets & towers

## byward medium tower (LWBTM)



All Closed (CC)      Left Closed, Right Open (CO)      All Open (OO)  
Left Open, Right Coat (OC)

### PRODUCT DETAILS

Storage Option:	All Open All Closed Left Open, Right Closed Left Closed, Right Open	Metal Leg Finish:	Foundation Mica Accent
Height:	42"	Handle Finish:	Natural Leather with Anthracite Black Leather with Titanium Grey
Depth:	14"	Lock / Key Style:	No Key/Lock Keyed Alike Keyed Random
Width:	42"	Lock Finish:	Silver
Case Finish:	Source Laminate Flintwood Veneer 2/3		

	Laminate	Flintwood / Veneer
Dimensions	All Closed (CC)	
42" h x 14" d x 42" w	1353	2033
	Left Closed, Right Open (CO) / Left Open, Right Closed (OC)	
42" h x 14" d x 42" w	1139	1721
	All Open (OO)	
42" h x 14" d x 42" w	1007	1539

Lock option, add 71



# byward cabinets & towers

## byward high tower (LWBTH)



All Closed (CC)



Left Coat, Right Open (JO)  
Left Open, Right Coat (OJ)



All Open (OO)



Left Closed, Right Coat (CJ)



High Towers with Coat  
Storage include coat hooks  
and a shelf

### PRODUCT DETAILS

Storage Option:  
All Open  
All Closed  
Left Closed, Right Coat  
Left Open, Right Coat  
Left Coat, Right Open

Height: 60"

Depth: 14"

Widths: 24", 30"

Case Finish:  
Source Laminate  
Flintwood  
Veneer 2/3

Metal Leg Finish:  
Foundation  
Mica  
Accent

Handle Finish:  
Natural Leather with Anthracite  
Black Leather with Titanium Grey

Lock / Key Style:  
No Key/Lock  
Keyed Alike  
Keyed Random

Lock Finish: Silver

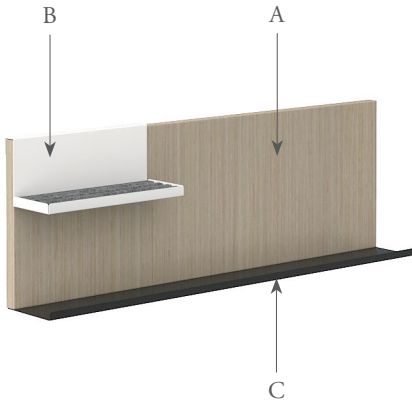
Interior hooks for wardrobe and wall tether will default to an Ebony finish.

	Laminate	Flintwood / Veneer
Dimensions	Left Closed, Right Coat (CJ)	
60" h x 14" d x 24" w	1363	2018
60" h x 14" d x 30" w	1443	2173
	Left Coat, Right Open (JO) / Left Open, Right Coat (OJ)	
60" h x 14" d x 24" w	1245	1839
60" h x 14" d x 30" w	1312	1968
	All Closed (CC)	
60" h x 14" d x 24" w	1185	1767
60" h x 14" d x 30" w	1281	1949
	All Open (OO)	
60" h x 14" d x 24" w	917	1377
60" h x 14" d x 30" w	986	1508

Lock option, add 71

# byward wall-mounted shelf & accessories

The Byward Wall Shelf mounts to the wall to provide a functional display shelf that adds character and personality to a space. The following indicates where finishes can be applied.



Areas for Application:

- A = Back Panel – Flintwood, Veneer 2/3 or Laminate
- B = Trays with Felt Liners or Dividers – Accent Paint
- C = Metal Shelf and Coat Hooks – Foundry Onyx

# byward wall-mounted shelf & accessories

## byward wall shelves [LWBWS]



Lower Shelf with Dividers (C)



Lower Shelf with Tray (B)



Hooks, Upper Shelf (L/R)  
(right shown)

### PRODUCT DETAILS

Shelf Type:	Left Hooks, Upper Shelf Right Hooks, Upper Shelf Lower Shelf with Tray Lower Shelf with Dividers	Back Panel Finish:	Source Laminate Flintwood Veneer 2/3
Height:	10"	Metal Shelf and Hook Finish:	Foundation Mica Accent
Depth:	4"		
Widths:	24", 30", 36", (L/R) 30" and 36" only	Accent Trays Finish:	Foundation Mica Accent

	Laminate	Flintwood / Veneer
Dimensions	Lower Shelf with Dividers (C)	
10" h x 4" d x 24" w	263	284
10" h x 4" d x 30" w	279	309
10" h x 4" d x 36" w	292	323
	Lower Shelf with Tray (B)	
10" h x 4" d x 24" w	272	295
10" h x 4" d x 30" w	288	318
10" h x 4" d x 36" w	301	332
	Left Hooks, Upper Shelf (L) / Right Hooks, Upper Shelf (R)	
10" h x 4" d x 30" w	353	383
10" h x 4" d x 36" w	365	397

# byward accessories

## byward additional wall tether (LWBWT)

One wall tether is included with all towers.  
Additional tethers are used to provide extra stability to to cabinets and towers, when desired.



### PRODUCT DETAILS

Tethering Hardware: Wall Tether Bracket

Price
85



# teknion

[www.teknion.com](http://www.teknion.com)

CAN/US/INT 09-23

©Teknion 2024

®, ™ trade marks of Teknion Corporation  
and/or its subsidiaries or licensed to it.  
Patents may be pending.

Some products may not be available in  
all markets. Contact your local Teknion  
Representative for availability.

SEPT24-BYWARD