

lookbook

teknion expansion casegoods

02

Expansion® Casegoods enhances workspaces through its sleek design, ergonomic features and extensive storage options. Presenting a unique selection of price-competitive laminate casegoods furniture, it is tailored for various office furnishing solutions. An array of finishes in laminate, wood, glass, fabric, and felt provides ample opportunity for diverse aesthetic expressions.

To streamline the use of this lookbook, we have made accessible a dedicated link for your convenient access to all assets:





Freestanding – Full-Modesty Height-Adjustable Desk

04



Footprint: 12' x 9' (excluding the meeting area)

Laminate: Basalt Walnut – Metal: Foundation Ebony

Full-Modesty Height-Adjustable Desk – Freestanding



05

Footprint: 11'-6" x 12'-6"

Laminate: Essential Oak & Greystone – Metal: Foundation Greystone

Freestanding – Rectangular Table with Blade T-Legs & Height-Adjustable Worksurface

06



Footprint: 12' x 13'-6"

Laminate: Smoked Oak – Metal: Foundation Foundry Onyx

Table Desk with Open Frame Legs & Height-Adjustable Worksurface – Freestanding



07

Footprint: 12' x 12'-6"

Laminate: Basalt Walnut & Sand – Metal: Foundation Foundry Onyx

Freestanding – Height-Adjustable Desk with Bevel Bases

08



Footprint: 12' x 12'

Laminate: Mercurial Walnut – Metal: Mica Titanium Grey

Table Desk with Full Modesty & Open Frame Legs – Freestanding



Footprint: 12' x 10'-6"

Laminate: Coastal Elm – Metal: Foundation Ebony

L-Shape – Height-Adjustable Run-Off with Bevel Base

10



Footprint: 7' x 9' (excluding the seating area)

Laminate: Basalt Walnut – Back-Painted Glass: Soft Black – Metal: Foundation Soft Black

Height-Adjustable L-Shape Run-Off with Bevel Base – L-Shape



11

Footprint: 7'-6" x 15'

Laminate: Provincial Oak & Sand – Metal: Mica Gilded Ash

L-Shape – Height-Adjustable Run-Off with Bevel Base

12



Footprint: 6'-6" x 12'

Laminate: Smoked Oak – Metal: Foundation Sand

Fixed Run-Off with Gable & Height-Adjustable Worksurface – L-Shape



13

Footprint: 7' x 12'-6"

Laminate: Mercurial Walnut & Atrium White – Metal: Foundation Atrium White

L-Shape – Full-Modesty Fixed Run-Off & Height-Adjustable Worksurface



14

Footprint: 6'-6" x 11'-6"

Laminate: Essential Walnut – Metal: Mica Gilded Ash

Full-Modesty Height-Adjustable L-Shape Run-Off – L-Shape



15

Footprint: 7' x 11'-6"

Laminate: Craft Walnut – Metal: Foundation Greystone

L-Shape – Full-Modesty Height-Adjustable Run-Off with Offset Base



16

Footprint: 7'-6" x 12'

Laminate: Coastal Elm – Metal: Foundation Ebony

Full-Modesty Height-Adjustable Extended Run-Off with Offset Base – L-Shape



17

Footprint: 7' x 13'-6"

Laminate: Choice Maple – Metal: Foundation Sand

L-Shape – Height-Adjustable Extended Tapered Peninsula with Bevel Post Leg



18

Footprint: 7' x 12'-6"

Laminate: Essential Walnut – Metal: Foundation Ebony

Height-Adjustable Run-Off with Bevel Base – L-Shape



19

Footprint: 6' x 10'-6"

Laminate: Craft Walnut & Atrium White – Metal: Foundation Atrium White

L-Shape – Fixed Run-Off with Blade Legs & Height-Adjustable Worksurface

20



Footprint: 5'-6" x 10'-6"

Laminate: Essential Oak & Ebony – Metal: Foundation Ebony

Height-Adjustable L-Shape Tapered Peninsula with Bevel Post Leg – L-Shape



21

Footprint: 7' x 10'-6"

Laminate: Craft Walnut – Metal: Mica Titanium Grey

L-Shape – Fixed Run-Off with Open Frame Leg & Height-Adjustable Worksurface

22



Footprint: 6' x 12'-6"

Laminate: Basalt Walnut & Sand – Metal: Foundation Sand

Fixed Run-Off with Open Frame Leg & Height-Adjustable Worksurface – L-Shape



23

Footprint: 6' x 12'-6"

Laminate: Essential Oak – Metal: Mica Gilded Ash

L-Shape – Fixed Run-Off Worksurface with Central Square Post Leg



Footprint: 6' x 10'

Laminate: Essential Walnut & Ebony – Metal: Foundation Ebony

Fixed Extended Tapered Peninsula with Blade Legs – L-Shape



25

Footprint: 6' x 10'

Laminate: Essential Oak & Atrium White – Metal: Foundation Atrium White

U-Shape – Height-Adjustable Run-Off with Bevel Base



26

Footprint: 13' x 10' (excluding the meeting area)

Laminate: Northern Ash & Greystone – Metal: Foundation Greystone

Height-Adjustable L-Shape Desk with Bevel Bases – U-Shape



27

Footprint: 14' x 10'

Laminate: Essential Walnut – Metal: Foundation Ebony

U-Shape – Full-Modesty Height-Adjustable Desk for U-Shape

28



Footprint: 11'-6" x 8'-6" (excluding the meeting area)

Laminate: Basalt Walnut – Metal: Foundation Sand

Fixed Rectangular Desk – U-Shape



Footprint: 11'-6" x 9'-6" (excluding the meeting area)
Laminate: Smoked Oak – Metal: Mica Gilded Ash

U-Shape – Fixed Run-Off with Open Frame Leg & Height-Adjustable Worksurface



Footprint: 7' x 10'-6"

Laminate: Mercurial Walnut & Greystone – Metal: Foundation Greystone

Height-Adjustable L-Shape Tapered Peninsula with Bevel Post Leg – U-Shape



31

Footprint: 8' x 10'-6"

Laminate: Coastal Elm – Metal: Foundation Sand

Workwall – Height-Adjustable Worksurface with Media Center & Storage

32



Footprint: 6' x 22'-6" (excluding the seating area)
Laminate: Essential Oak – Metal: Foundation Sand

Height-Adjustable Worksurface with Media Center – Workwall



33

Footprint: 6' x 14'-6" (excluding the seating area)
Laminate: Coastal Elm – Metal: Foundation Atrium White

Workwall – Height-Adjustable Worksurface & C+D Meeting Area

34



Footprint: 6' x 9' (excluding the meeting area)

Laminate: Basalt Walnut – Back-Painted Glass: Sand – Metal: Mica Titanium Grey

Height-Adjustable Worksurface with Media Center – Workwall



Footprint: 6' x 13'-6" (excluding the seating area)

Laminate: Northern Ash & Basalt Walnut – Metal: Foundation Sand

Workwall – Height-Adjustable Worksurface & Fixed D-Shape Meeting Peninsula

36



Footprint: 5'-6" x 10'-6" (excluding the meeting area)

Laminate: Coastal Elm – Metal: Foundation Sand

Height-Adjustable Worksurface with Fixed D-Shape Meeting Peninsula – Workwall



37

Footprint: 7' x 13'

Laminate: Provincial Oak & Atrium White – Metal: Foundation Ebony

Dual Office – Height-Adjustable Rectangular Worksurfaces

38



Footprint: 6' x 12'-6" (excluding the meeting area)

Laminate: Mercurial Walnut – Metal: Foundation Ebony

Height-Adjustable Rectangular Worksurfaces – Dual Office




39

Footprint: 13' x 15'

Laminate: Mercurial Walnut & Very White – Metal: Foundation Ebony

Dual Office – Height-Adjustable Worksurfaces & Fixed Run-Off with Bevel Post Leg



40



Footprint: 6'-6" x 12'-6"

Laminate: Essential Oak & Smoked Oak – Metal: Mica Burnished Bronze

Rectangular Desks & Peninsula with Central Square Post Leg – Dual Office



41

Footprint: 7' x 12'

Laminate: Smoked Oak – Metal: Accent Soft Gold

Dual Office – Primary Peninsula Desks with Open Frame Legs

42



Footprint: 7' x 13'

Laminate: Provincial Oak & Greystone – Metal: Foundation Clay

Height-Adjustable Rectangular Worksurfaces – Dual Office



Footprint: 5'-6" x 13'

Laminate: Provincial Oak – Metal: Foundation Soft Black

Freestanding configurations




03



04



05



06



07



08



09

L-Shape configurations



10




11



12



13



14




15




16



17




18



19



20



21



22




23



24




25



26




27




28



29




30



31



32




33



34



35



36




37

L-Shape -suite-

U-Shape configurations

Workwall configurations



38



39



40



41



42



43

Ivory Birch
textured2X (HPL)
3X (LPL)

Choice Maple

2D (HPL)
3D (LPL)

Campus Oak

2F (HPL)
3F (LPL)Essential Oak
textured7S (HPL)
8S (LPL)






Pecan Reflect

2K (HPL)
3K (LPL)Northern Ash
textured7U (HPL)
8R (LPL)Coastal Elm
textured2L (HPL)
3L (LPL)Craft Walnut
textured7Z (HPL)
88 (LPL)

Mercurial Walnut

2A (HPL)
3A (LPL)

Estate Cherry

2E (HPL)
3E (LPL)Basalt Walnut
textured7V (HPL)
87 (LPL)Provincial Oak
textured2M (HPL)
3M (LPL)Smoked Oak
textured7B (HPL)
86 (LPL)Essential Walnut
textured7M (HPL)
8E (LPL)

Royal Cherry

YR (HPL)
XR (LPL)

We prioritize active listening and observation, utilizing the acquired knowledge for the benefit of our clientele.

Our ownership of manufacturing facilities allows us to offer an extensive range of standard products while maintaining the capacity for customizable solutions that are both consistent and competitively priced.

We are deeply committed to our clients, fostering enduring relationships built on long-term dedication and mutual success.

For easy access to all assets:



or contact our team:

trb.technical@teknion.com

CAN 1.888.297.3494

US 1.800.880.7578

teknion

expansion casegoods lookbook
volume 1

[teknion.com](https://www.teknion.com)

can/us/int 05-24

© Teknion 2024

®, ™ trade marks of Teknion Corporation
and/or its subsidiaries or licensed to it.
Patents may be pending.

For regional product availability please
contact your Teknion representative.

Colors represented within this piece are
digital and intended to provide a
reference of finish options. Refer to
individual samples to view actual color
and material.