

north 56

reference guide

09.23.2024



tekunion





INTRODUCTION

WHAT IS NORTH 56.	5
NORTH 56 PRODUCT MAP.	6
PLANNING WITH NORTH 56	9
SEATING FINISHES.	12
TABLE FINISHES	13

CHAIRS

ARNE CHAIR	14
CHEZ CHAIR	18
LARU CHAIR.	31
SCHALE CHAIR.	38
SICLA CHAIR	44


TABLES

RECTANGULAR TABLE.	64
SQUARE TABLE.	66
ROUND TABLE	68



North 56 is a series of multi-use wood chairs and tables designed to fit a workspace that's more relaxed and congenial.

The series takes its name from the latitudinal coordinate that runs across Canada, northern Europe and Asia, tracing a line that connects geographies, cultures and design traditions. Drawing from the design ethos of Scandinavia and Japan, North 56 recasts these influences in a fresh, original way suited to contemporary work environments.



north 56 product map

North 56 consists of the following seating and table collections:

arne



Arne Chair
(NAER)



Arne Chair,
Upholstered Seat
(NAEUS)



Arne Chair,
Dual Upholstered
(NAEUD)

chez



Chez Chair
(NCHE)



Chez Chair,
Upholstered Seat
(NCHUS)



Chez Chair,
Dual Upholstered
(NCHUD)



Chez Side-Sit Chair,
(NCSE)



Chez Side-Sit Chair,
Upholstered Seat
(NCSUS)



Chez Side-Sit Chair,
Dual Upholstered
(NCSUD)



Chez Stool, Counter
(NCHTC)



Chez Stool, Bar
(NCHTB)



Chez Stool,
Upholstered Seat,
Counter
(NCLUC)



Chez Stool,
Upholstered Seat,
Bar
(NCLUB)

laru



Laru Side Chair
(NOLLN)



Laru Side Chair,
Upholstered Seat
(NOLLY)



Laru Arm Chair,
(NOLAN)



Laru Arm Chair,
Upholstered Seat
(NOLAY)

north 56 product map (continued)

schale



Schale Chair,
Upholstered Seat
(NSCUS)



Schale Chair,
Dual Upholstered
(NSCUD)



Schale Stool Counter,
Upholstered Seat
(NSCTCS)



Schale Stool Counter,
Dual Upholstered
(NSCTCD)



Schale Stool Bar,
Upholstered Seat
(NSCTBS)



Schale Stool Bar,
Dual Upholstered
(NSCTBD)

sicla



Sicla Chair, 4 Leg
(NSLA)



Sicla Chair, 4 Leg
Upholstered Seat
(NSLUS)



Sicla Chair, 4 Leg
Full Upholstered
(NSLUD)



Sicla Chair,
Wood Legs
(NSWA)



Sicla Chair,
Wood Legs,
Upholstered Seat
(NSWUS)



Sicla Chair,
Wood Legs,
Full Upholstered
(NSWUD)



Sicla Chair,
Rocker Base
(NSRA)



Sicla Chair,
Rocker Base,
Upholstered Seat
(NSRUS)



Sicla Chair,
Rocker Base,
Full Upholstered
(NSRUD)



Sicla Chair,
5-Star Base
(NSFA)



Sicla Chair,
5-Star Base,
Upholstered Seat
(NSFUS)



Sicla Chair,
5-Star Base,
Full Upholstered
(NSFUD)

north 56 product map (continued)

rectangular tables

standard top



North 56 Rectangular Table
Standard Top (NFTTS)
60" width



North 56 Rectangular Table
Standard Top (NFTTS)
72" width



North 56 Rectangular Table
Standard Top (NFTTS)
84" width



North 56 Rectangular Table Standard
Top (NFTTS)
96" width

split two piece top



North 56 Rectangular Table
Split Two Piece Top (NFTTT)
60" width



North 56 Rectangular Table
Split Two Piece Top (NFTTT)
72" width



North 56 Rectangular Table
Split Two Piece Top (NFTTT)
84" width



North 56 Rectangular Table
Split Two Piece Top (NFTTT)
96" width

square tables



North 56 Square Table, Task
(NFTS29)



North 56 Square Table, Counter
(NFTS36)



North 56 Square Table, Bar
(NFTS42)

round tables



North 56 Round Table, Task
(NFTR29)



North 56 Round Table, Counter
(NFTR36)



North 56 Round Table, Bar
(NFTR42)

planning with north 56

North 56 chairs and tables are very versatile. They can be used together or mixed and matched with other product lines.



- North 56 Rectangular Split Top Table
- North 56 Laru Arm Chairs
- upStage Credenza
- Zones Floor Lamp




- North 56 Sicla Chairs
- Audience Table
- upStage Credenza
- Zones Floor Lamp



- North 56 Rectangular Table
- Zones Club Chairs with 5-Star Base
- upStage Credenza
- Zones Floor Lamp

planning with north 56 (continued)


North 56 is available in a variety of wood and solid surface finishes. These finishes combined with the Teknion fabric offering can create a wide range of looks.



Casual Conversation
Round Table + Chez Stool



Contemporary Café
Square Table + Laru Chair



Eclectic Meet
Rectangular Table + Arne Chair + Sicla Chair



Work Table
Split Top Rectangular Table + Schale Chair +
Routes Power Port



planning with north 56 (continued)

The following North 56 idea starters can be found on the Teknion Planning Tool.

private office 01

Laru Arm Chairs



private office 02

Arne Chairs



meeting room 01

Arne and Schale Chairs



meeting room 02

Schale Chairs



casual meeting space 01

Sicla 4-Leg Chairs and Sicla Chairs with Rocker Base



casual meeting space 02

Chez Side-Sit Chairs, Sicla 4-Leg Chairs



cafe 01

Chez Chairs, Chez Side-Sit Chairs and Chez Stools, Bar Height



cafe 02

Sicla 4-Leg Chairs, Laru Side Chairs



multipurpose space 01

Schale Chairs and Schale Stools, Counter Height



multipurpose space 02

Sicla, Wood Legs Chairs, Sicla 5-Star Base and Schale Chair




seating finishes

wood coordinate finishes



chroma wood coordinate finishes



plastic shell finishes



foundation metal paint finishes

All Teknion Foundation, Mica and Accent paints.
Applicable to Sicla Bases.

 FOUNDATION SAMPLE CARD

mica metal finishes

All Teknion Foundation, Mica and Accent
paints.
Applicable to Sicla Bases.

 MICA SAMPLE CARD

accent metal paint finishes

All Teknion Foundation, Mica and Accent paints.
Applicable to Sicla Bases.

 ACCENT SAMPLE CARD


Digital color representations are intended to provide an overview of our finish program. Refer to physical samples to view actual material. While Teknion uses every effort to maintain strict standards and consistency of finish, color and texture there may be slight variations between samples and the actual product. To order individual samples, visit teknion.com or contact your Teknion representative.

table finishes

top surface and leg coordinate finishes



top surface and leg chroma wood coordinate finishes



top surface grade 2 laminate finishes

All Teknion Grade 2 Laminate.

 **SAMPLE CARD**

surface power finishes



Digital color representations are intended to provide an overview of our finish program. Refer to physical samples to view actual material. While Teknion uses every effort to maintain strict standards and consistency of finish, color and texture there may be slight variations between samples and the actual product. To order individual samples, visit [teknion.com](https://www.teknion.com) or contact your Teknion representative.


arne chair overview

Arne expresses Nordic traditions in its sparing use of materials, shapely shell and the structural elegance of cross-bracing under the seat. Revealing a fluency with wood, the Arne Chair is built to follow the human form.

arne chair



wood coordinate finishes



statement of line



Arne Chair
(NAER)



Arne Chair,
Upholstered Seat
(NAEUS)



Arne Chair,
Upholstered
Seat and Back
(NAEUD)

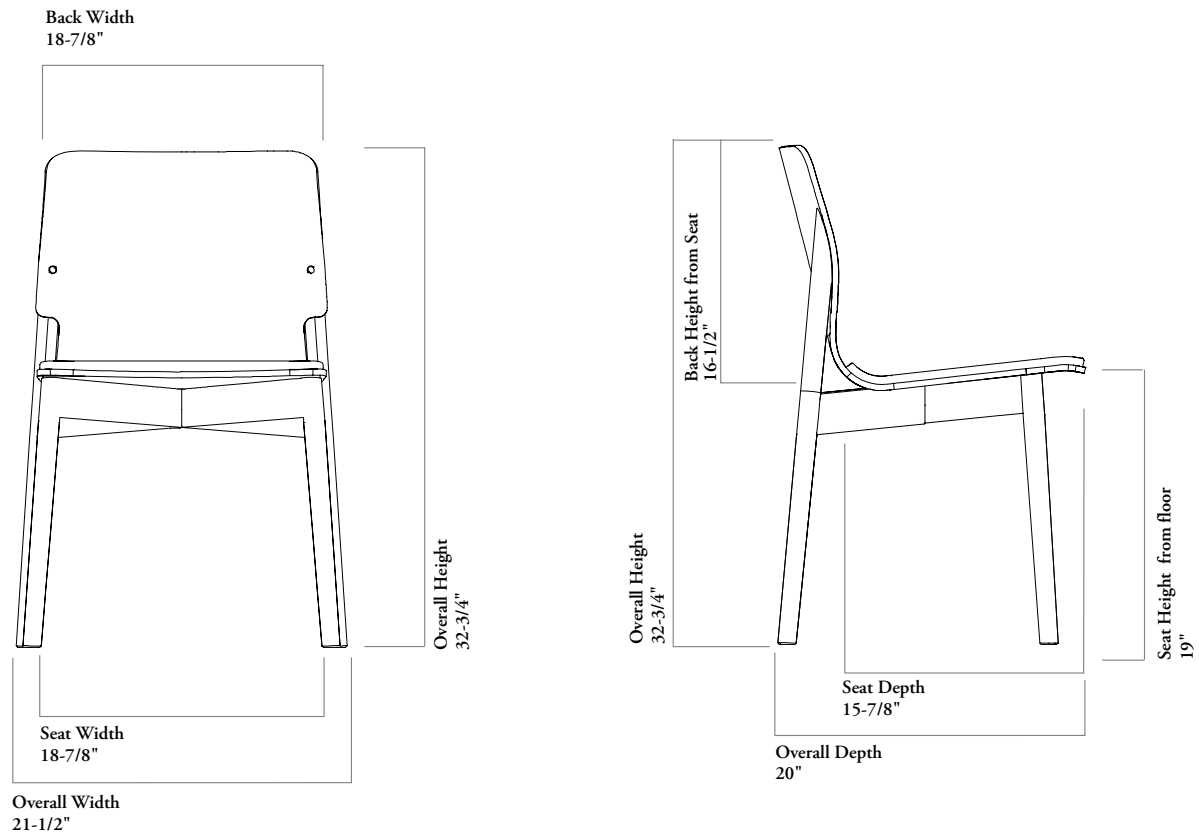
arne chair dimensions & material requirements

features

- Designed and tested for users up to 300 lbs
- Meets ANSI/BIFMA Requirement

weight

Arne Chair	12 lbs
Arne Chair - Upholstered Seat	12 lbs
Arne Chair - Upholstered Seat and Back	12 lbs



COM/COL material requirement

The pattern, repeat and directionality of fabric may increase the amount of yardage required.

Leather quantities should always be rounded up to the next hide size, as yields vary from 60-80% and are affected by the quality, size and shape of the hide, and by the location and quantity of blemishes.

	UPHOLSTERED SEAT		UPHOLSTERED BACK	
	COM [yards]	COL [sq. ft]	COM [yards]	COL [sq. ft]
Arne Chair	0.6	3.75	0.5	2.5

NAER
Arne Chair



- FEATURES
- Solid Oak frame
 - Oak Veneer shell
 - Multi-surface glides
 - Stacks up to four-high
 - Designed and tested for users up to 300 lbs
 - Meets ANSI/BIFMA requirement

PRODUCT OPTIONS

Wood Finish			
DV	Sierra	1U	Anthracite
LZ	Natural White Oak	1S	Atrium White
LV	Natural Pecan	1L	Midnight
5P	Poppy Seed	1D	Brickstone
5S	Silverwash	1E	TK Hunter
5W	Drift Oak	1F	Herbal

SAMPLE ORDER CODE

NAER DV

PRICE

867

FEATURES

- Solid Oak frame
- Oak Veneer shell
- Multi-surface glides
- Mechanically fastened seat and back upholstered cushion
- Upholstered versions are not stackable
- Designed and tested for users up to 300 lbs
- Meets ANSI/BIFMA requirement

NAEU
Arne Chair, Upholstered



Arne Chair,
Upholstered Seat

Arne Chair,
Upholstered,
Seat and Back

PRODUCT OPTIONS

Upholstery Style	Back Upholstery Finish	Seat Upholstery Finish	Wood Finish	
S Seat Only	Fabric	Fabric	DV Sierra	IU Anthracite
D Seat and Back	Leather	Leather	LZ Natural White Oak	IS Atrium White
			LV Natural Pecan	1L Midnight
			5P Poppy Seed	1D Brickstone
			5S Silverwash	1E TK Hunter
			5W Drift Oak	1F Herbal

SAMPLE ORDER CODE

NAEU D	E523	E523	DV
---------------	-------------	-------------	-----------

PRICE

UPHOLSTERED - SEAT ONLY (S)										Leather LA	Leather LB	Leather LC	Leather LD
Grade 1	COM/ Grade 2	COL/ Grade 3	Grade 4	Grade 5	Grade 6	Grade 7	Grade 8	Grade 9	Grade 10				
944	959	974	988	1003	1017	1032	1046	1061	1075	1090	1104	1118	1133

UPHOLSTERED - SEAT AND BACK (D)										Leather LA	Leather LB	Leather LC	Leather LD
Grade 1	COM/ Grade 2	COL/ Grade 3	Grade 4	Grade 5	Grade 6	Grade 7	Grade 8	Grade 9	Grade 10				
1082	1104	1127	1150	1173	1196	1219	1242	1264	1287	1310	1333	1356	1379

If two different fabrics are specified for Seat and Back Upholstery (D), add 197


chez chair overview

Chez is shaped with a circular seat, designed with minimal structure and simple materials. This gives the chair an informal air that fits the name “Chez,” referring to being at or in one’s place. The Chez Chair is a bistro inspired seat with an open design to encourage collaboration and movement.

chez chair



wood coordinate finishes



statement of line



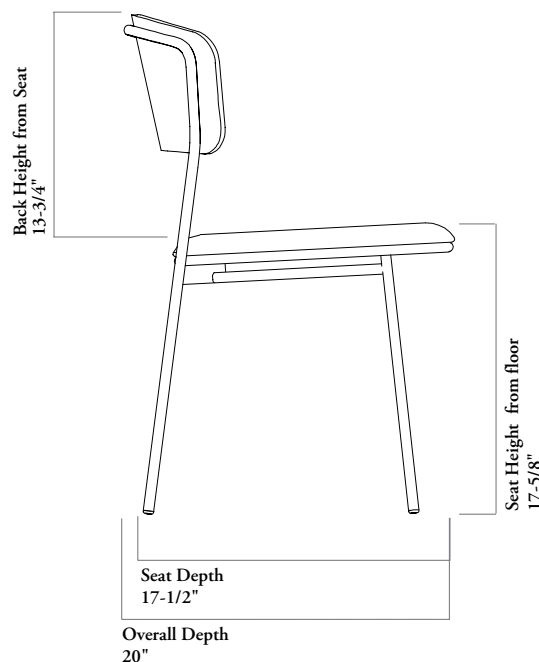

chez chair dimensions & material requirements

features

- Designed and tested for users up to 300 lbs
- Meets ANSI/BIFMA Requirement

weight

Chez Chair	16 lbs
Chez Chair - Upholstered Seat	16 lbs
Chez Chair - Upholstered Seat and Back	16 lbs



COM/COL material requirement

The pattern, repeat and directionality of fabric may increase the amount of yardage required.

Leather quantities should always be rounded up to the next hide size, as yields vary from 60-80% and are affected by the quality, size and shape of the hide, and by the location and quantity of blemishes.

	UPHOLSTERED SEAT		UPHOLSTERED BACK	
	COM [yards]	COL [sq. ft]	COM [yards]	COL [sq. ft]
Chez Chair	0.63	3.5	0.50	3.5


chez side-sit chair overview

Chez is shaped with a circular seat, designed with minimal structure and simple materials. This gives the chair an informal air that fits the name “Chez,” referring to being at or in one’s place. The Chez Side-Sit Chair features a rolled, backrest detail creating a place to drape or rest the arm.

chez side-sit chair



wood coordinate finishes



statement of line



Chez Side-Sit Chair (NCSE)



Chez Side-Sit Chair, Upholstered Seat (NCSUS)



Chez Side-Sit Chair, Upholstered Seat and Back (NCSUD)

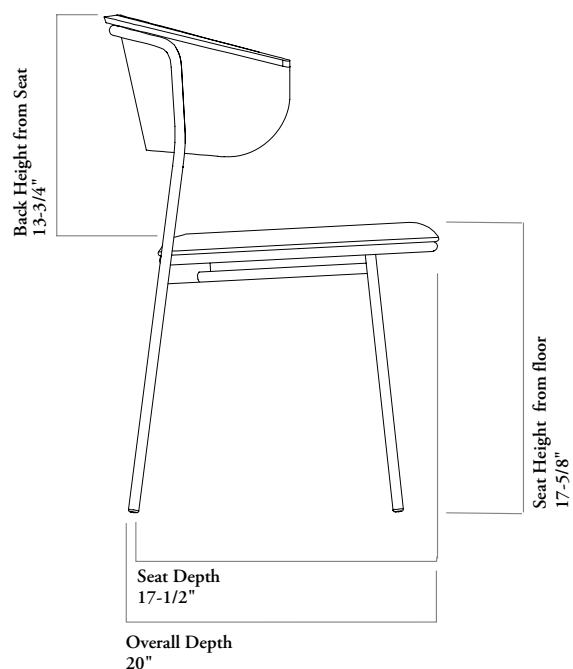

chez side-sit chair dimensions & material requirements

features

- Designed and tested for users up to 300 lbs
- Meets ANSI/BIFMA requirement

weight

Chez Side-Sit Chair	18 lbs
Chez Side-Sit Chair - Upholstered Seat	18 lbs
Chez Side-Sit Chair - Upholstered Seat and Back	18 lbs



COM/COL material requirement

The pattern, repeat and directionality of fabric may increase the amount of yardage required.

Leather quantities should always be rounded up to the next hide size, as yields vary from 60-80% and are affected by the quality, size and shape of the hide, and by the location and quantity of blemishes.

	UPHOLSTERED SEAT		UPHOLSTERED BACK	
	COM [yards]	COL [sq. ft]	COM [yards]	COL [sq. ft]
Chez Side-Sit Chair	0.63	3.5	0.5	3.5


chez stool overview

Chez is shaped with a circular seat, designed with minimal structure and simple materials. This gives the chair an informal air that fits the name “Chez,” referring to being at or in one’s place. The Chez Stool features a round, slightly scooped seat that unifies the series.

chez stool



wood coordinate finishes



statement of line



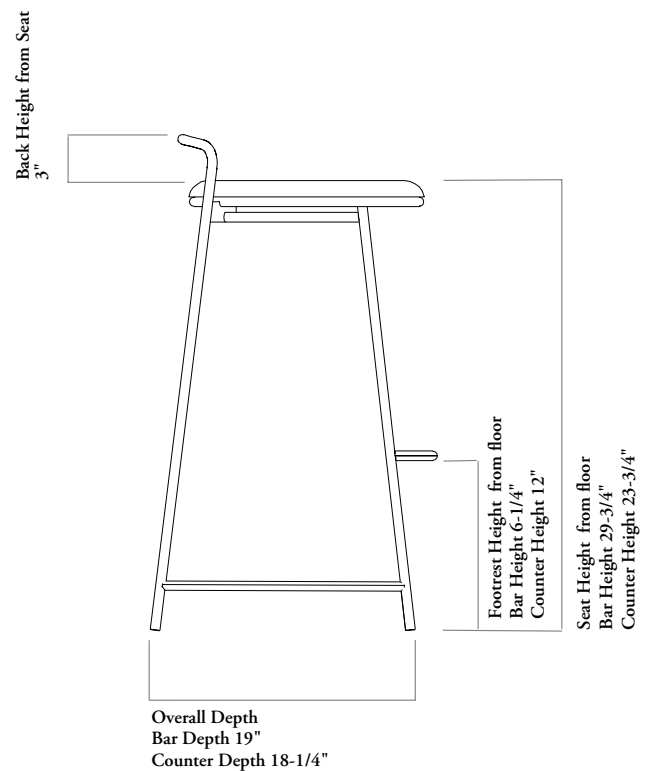

chez stool dimensions & material requirements

features

- Designed and tested for users up to 300 lbs
- Meets ANSI/BIFMA Requirement

weight

Chez Stool, Counter	14 lbs
Chez Stool, Bar	15 lbs



COM/COL material requirement

The pattern, repeat and directionality of fabric may increase the amount of yardage required.

Leather quantities should always be rounded up to the next hide size, as yields vary from 60-80% and are affected by the quality, size and shape of the hide, and by the location and quantity of blemishes.

UPHOLSTERED SEAT

	COM [yards]	COL [sq. ft]
Chez Stool	0.56	3.00

N C H E
 Chez Chair



- FEATURES
- Metal frame in Foundry Onyx
 - Oak Veneer back and seat mechanically fastened
 - Multi-surface glides
 - Designed and tested for users up to 300 lbs
 - Meets ANSI/BIFMA requirement

PRODUCT OPTIONS

Wood Finish			
DV	Sierra	1U	Anthracite
LZ	Natural White Oak	1S	Atrium White
LV	Natural Pecan	1L	Midnight
5P	Poppy Seed	1D	Brickstone
5S	Silverwash	1E	TK Hunter
5W	Drift Oak	1F	Herbal

SAMPLE ORDER CODE

NCHE DV

PRICE

509

FEATURES

- Metal frame in Foundry Onyx
- Oak Veneer back and seat mechanically fastened
- Mechanically fastened seat and back upholstered cushion
- Multi-surface glides
- Designed and tested for users up to 300 lbs
- Meets ANSI/BIFMA requirement

NCHU

Chez Chair, Upholstered



Chez Chair,
Upholstered Seat



Chez Chair,
Upholstered
Seat and Back

PRODUCT OPTIONS

Upholstery Style	Back Upholstery Finish	Seat Upholstery Finish	Wood Finish	
S Seat Only	Fabric	Fabric	DV Sierra	IU Anthracite
D Seat and Back	Leather	Leather	LZ Natural White Oak	IS Atrium White
			LV Natural Pecan	1L Midnight
			5P Poppy Seed	1D Brickstone
			5S Silverwash	1E TK Hunter
			5W Drift Oak	1F Herbal

SAMPLE ORDER CODE

NCHU D	E523	E523	DV
---------------	-------------	-------------	-----------

PRICE

UPHOLSTERED - SEAT ONLY (S)

Grade 1	COM/ Grade 2	COL/ Grade 3	Grade 4	Grade 5	Grade 6	Grade 7	Grade 8	Grade 9	Grade 10	Leather LA	Leather LB	Leather LC	Leather LD
522	536	551	565	580	594	609	623	638	652	666	681	695	710

UPHOLSTERED - SEAT AND BACK (D)

Grade 1	COM/ Grade 2	COL/ Grade 3	Grade 4	Grade 5	Grade 6	Grade 7	Grade 8	Grade 9	Grade 10	Leather LA	Leather LB	Leather LC	Leather LD
680	702	725	748	771	794	817	841	863	886	909	932	955	978

If two different fabrics are specified for Seat and Back Upholstery (D), add 197

NCSE
Chez Side-Sit Chair

- FEATURES
- Metal frame in Foundry Onyx
 - Oak Veneer back and seat mechanically fastened
 - Multi-surface glides
 - Designed and tested for users up to 300 lbs
 - Meets ANSI/BIFMA requirement



PRODUCT OPTIONS

Wood Finish			
DV	Sierra	1U	Anthracite
LZ	Natural White Oak	1S	Atrium White
LV	Natural Pecan	1L	Midnight
5P	Poppy Seed	1D	Brickstone
5S	Silverwash	1E	TK Hunter
5W	Drift Oak	1F	Herbal

SAMPLE ORDER CODE

NCSE DV

PRICE

699

FEATURES

- Metal frame in Foundry Onyx
- Oak Veneer back and seat mechanically fastened
- Mechanically fastened seat and back upholstered cushion
- Multi-surface glides
- Designed and tested for users up to 300 lbs
- Meets ANSI/BIFMA requirement

N C S U
Chez Side-Sit Chair, Upholstered



Chez Side-Sit
Chair,
Upholstered Seat



Chez Side-Sit
Chair,
Upholstered
Seat and Back

PRODUCT OPTIONS

Upholstery Style	Back Upholstery Finish	Seat Upholstery Finish	Wood Finish	
S Seat Only	Fabric	Fabric	DV Sierra	IU Anthracite
D Seat and Back	Leather	Leather	LZ Natural White Oak	IS Atrium White
			LV Natural Pecan	1L Midnight
			5P Poppy Seed	1D Brickstone
			5S Silverwash	1E TK Hunter
			5W Drift Oak	1F Herbal

SAMPLE ORDER CODE

NCSU D	E523	E523	DV
--------	------	------	----

PRICE


UPHOLSTERED - SEAT ONLY (S)										Leather LA	Leather LB	Leather LC	Leather LD
Grade 1	COM/ Grade 2	COL/ Grade 3	Grade 4	Grade 5	Grade 6	Grade 7	Grade 8	Grade 9	Grade 10				
724	739	753	768	782	797	811	826	841	854	869	883	898	912

UPHOLSTERED - SEAT AND BACK (D)										Leather LA	Leather LB	Leather LC	Leather LD
Grade 1	COM/ Grade 2	COL/ Grade 3	Grade 4	Grade 5	Grade 6	Grade 7	Grade 8	Grade 9	Grade 10				
895	917	940	963	986	1009	1032	1055	1077	1100	1123	1146	1169	1192

If two different fabrics are specified for Seat and Back Upholstery (D), add 197

N C H T
 Chez Stool

- FEATURES
- Metal frame in Foundry Onyx
 - Oak Veneer seat mechanically fastened
 - Multi-surface glides
 - Designed and tested for users up to 300 lbs
 - Meets ANSI/BIFMA requirement



PRODUCT OPTIONS

Height		Wood Finish	
C Counter B Bar		DV Sierra	1U Anthracite
		LZ Natural White Oak	1S Atrium White
		LV Natural Pecan	1L Midnight
		5P Poppy Seed	1D Brickstone
		5S Silverwash	1E TK Hunter
		5W Drift Oak	1F Herbal

SAMPLE ORDER CODE

NCHT C	DV
--------	----

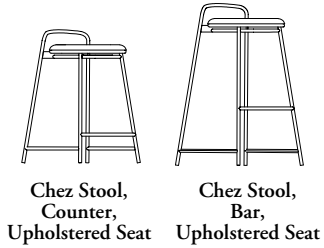
PRICE

449

FEATURES

- Metal frame in Foundry Onyx
- Oak Veneer seat mechanically fastened
- Mechanically fastened upholstered seat cushion
- Designed and tested for users up to 300 lbs
- Meets ANSI/BIFMA requirement

N C L U
Chez Stool, Upholstered Seat



PRODUCT OPTIONS

Height	Seat Upholstery
C Counter	Fabric
B Bar	Leather

SAMPLE ORDER CODE

NCLU C	E523
--------	------

PRICE

Grade 1	COM/ Grade 2	COL/ Grade 3	Grade 4	Grade 5	Grade 6	Grade 7	Grade 8	Grade 9	Grade 10
475	489	504	518	533	548	562	576	590	605
Leather LA	Leather LB	Leather LC	Leather LD						
619	634	648	663						

laru chair overview


Laru represents a more human approach to typical contract wood chairs, one that is inspired by the qualities of nature.

Providing comfort with minimal bulk, the frame is made of solid oak with a curved oak veneer back and a scooped plywood seat. Laru is understated, neutral, soft and friendly.

laru side chair / laru arm chair



wood coordinate finishes



statement of line



Laru Side Chair
(NOLLN)



Laru Side Chair,
Upholstered Seat
(NOLLY)



Laru Arm Chair
(NOLAN)



Laru Arm Chair,
Upholstered Seat
(NOLAY)

laru chair dimensions & material requirements

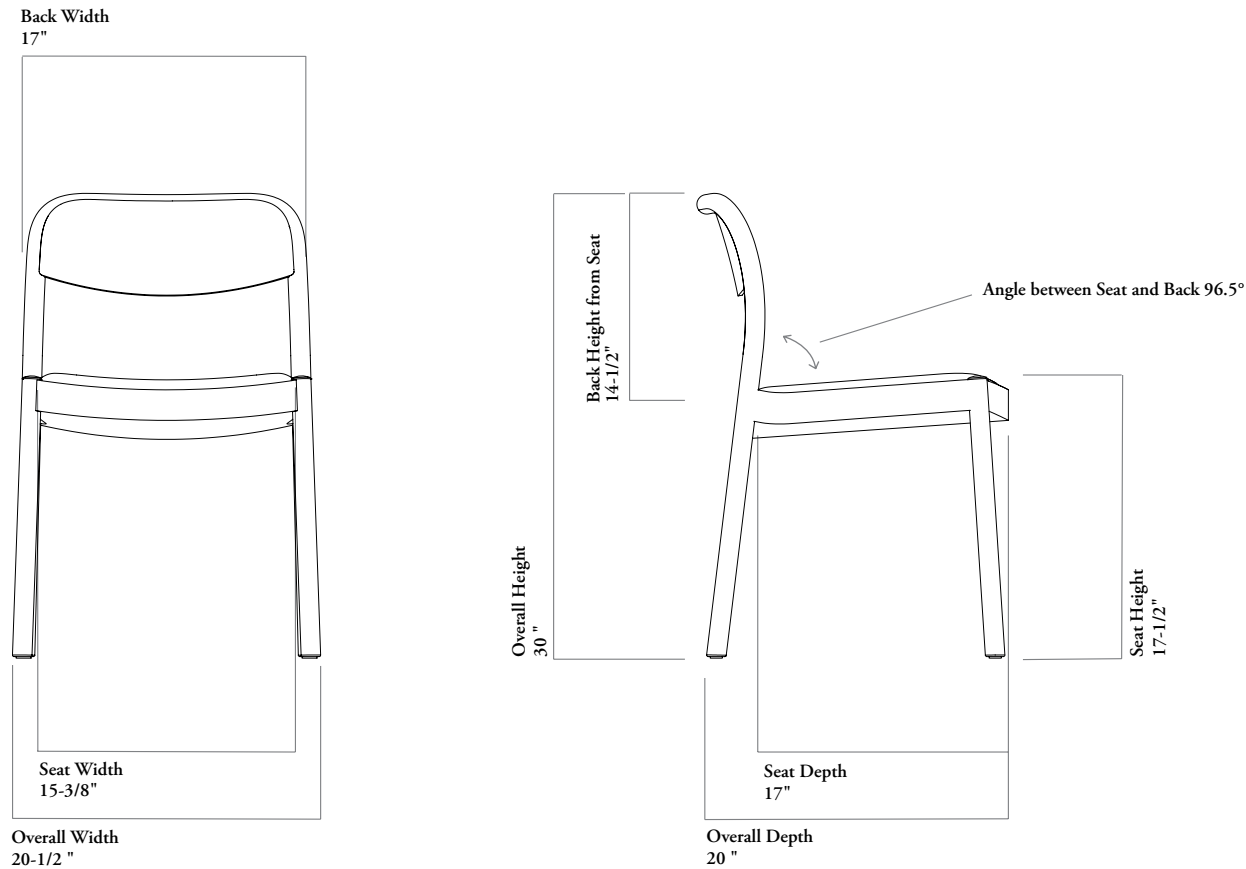
features

- Designed and tested for users up to 300 lbs
- Meets ANSI/BIFMA Requirement

weight

Laru Side Chair	12 lbs
-----------------	--------

laru side chair



COM/COL material requirement

The pattern, repeat and directionality of fabric may increase the amount of yardage required.

Leather quantities should always be rounded up to the next hide size, as yields vary from 60-80% and are affected by the quality, size and shape of the hide, and by the location and quantity of blemishes.

	UPHOLSTERED SEAT	
	COM [yards]	COL [sq. ft]
Laru Side Chair	0.4	5.00

laru chair dimensions & material requirements (continued)

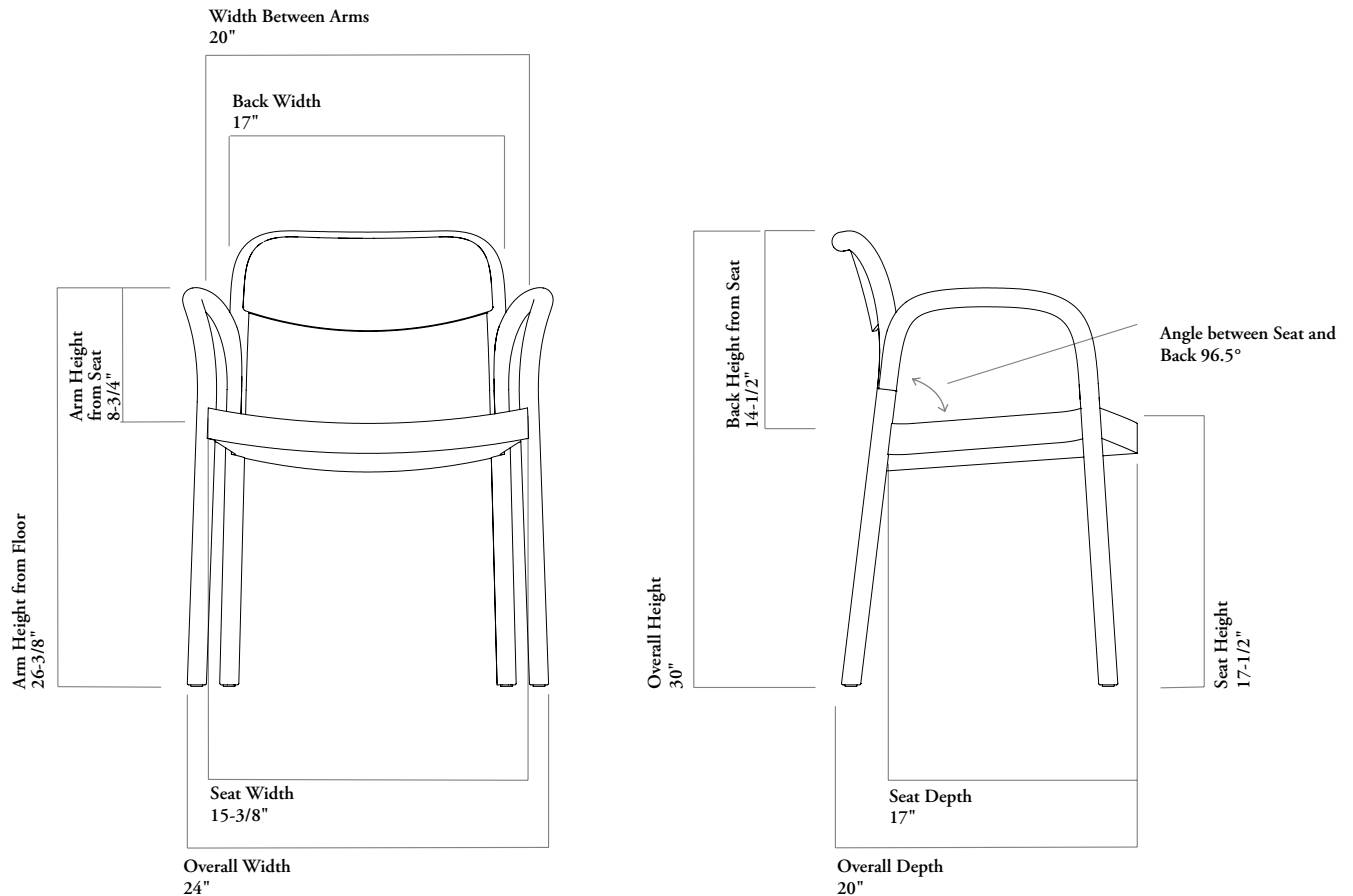
features

- Designed and tested for users up to 300 lbs
- Meets ANSI/BIFMA Requirement

weight

Laru Arm Chair	15 lbs
----------------	--------

laru arm chair



COM/COL material requirement

The pattern, repeat and directionality of fabric may increase the amount of yardage required.

Leather quantities should always be rounded up to the next hide size, as yields vary from 60-80% and are affected by the quality, size and shape of the hide, and by the location and quantity of blemishes.

UPHOLSTERED SEAT

	COM [yards]	COL [sq. ft]
Laru Arm Chair	0.4	5.00

NOLLN
Laru Side Chair

- FEATURES
- Solid Oak and Oak Veneer frame
 - Mechanically fastened Oak Veneer seat insert
 - Multi-surface glides
 - Stacks up to four-high
 - Designed and tested for users up to 300 lbs
 - Meets ANSI/BIFMA requirement



PRODUCT OPTIONS

Wood Finish			
DV	Sierra	1U	Anthracite
LZ	Natural White Oak	1S	Atrium White
LV	Natural Pecan	1L	Midnight
5P	Poppy Seed	1D	Brickstone
5S	Silverwash	1E	TK Hunter
5W	Drift Oak	1F	Herbal

SAMPLE ORDER CODE

NOLLN DV

PRICE

971

FEATURES

- Solid Oak and Oak Veneer frame
- Mechanically fastened upholstered seat insert
- Multi-surface glides
- Stacks up to four-high
- Designed and tested for users up to 300 lbs
- Meets ANSI/BIFMA requirement

NOLLY
Laru Side Chair, Upholstered Seat



PRODUCT OPTIONS

Upholstery Finish		Wood Finish	
Fabric Leather		DV Sierra	1U Anthracite
		LZ Natural White Oak	1S Atrium White
		LV Natural Pecan	1L Midnight
		5P Poppy Seed	1D Brickstone
		5S Silverwash	1E TK Hunter
		5W Drift Oak	1F Herbal

SAMPLE ORDER CODE

NOLLY E523	DV
------------	----

PRICE

Grade 1	COM/ Grade 2	COL/ Grade 3	Grade 4	Grade 5	Grade 6	Grade 7	Grade 8	Grade 9	Grade 10	Leather LA	Leather LB	Leather LC	Leather LD
1114	1123	1133	1143	1152	1162	1172	1181	1191	1200	1210	1220	1229	1238

N O L A N
Laru Arm Chair

- FEATURES
- Solid Oak and Oak Veneer frame
 - Mechanically fastened Oak Veneer seat insert
 - Multi-surface glides
 - Arm Chair is not stackable
 - Designed and tested for users up to 300lbs
 - Meets ANSI/BIFMA requirement



PRODUCT OPTIONS

Wood Finish			
DV	Sierra	1U	Anthracite
LZ	Natural White Oak	1S	Atrium White
LV	Natural Pecan	1L	Midnight
5P	Poppy Seed	1D	Brickstone
5S	Silverwash	1E	TK Hunter
5W	Drift Oak	1F	Herbal

SAMPLE ORDER CODE

NOLAN DV

PRICE

1255

FEATURES

- Solid Oak and Oak Veneer frame
- Mechanically fastened upholstered seat cushion insert
- Multi-surface glides
- Arm Chair not stackable
- Designed and tested for users up to 300lbs
- Meets ANSI/BIFMA requirement

NOLAY
Laru Arm Chair, Upholstered Seat



PRODUCT OPTIONS

Upholstery Finish		Wood Finish	
Fabric Leather		DV Sierra	1U Anthracite
		LZ Natural White Oak	1S Atrium White
		LV Natural Pecan	1L Midnight
		5P Poppy Seed	1D Brickstone
		5S Silverwash	1E TK Hunter
		5W Drift Oak	1F Herbal

SAMPLE ORDER CODE

NOLAY E523	DV
------------	----

PRICE

Grade 1	COM/ Grade 2	COL/ Grade 3	Grade 4	Grade 5	Grade 6	Grade 7	Grade 8	Grade 9	Grade 10	Leather LA	Leather LB	Leather LC	Leather LD
1400	1409	1418	1429	1438	1447	1457	1467	1476	1486	1496	1506	1515	1524

schale chair overview


The name “Schale” is drawn from the Germanic root of the Scandinavian languages and was inspired by the embracing curve of the back, which evokes the sculpted shape of a seashell.

The Schale Chair features a curved demi back providing a comfortable, cocooning characteristic. This detail creates an inviting and open gesture, allowing for easy movement while seated.

schale chair, upholstered



wood coordinate finishes



statement of line



schale chair dimensions & material requirements

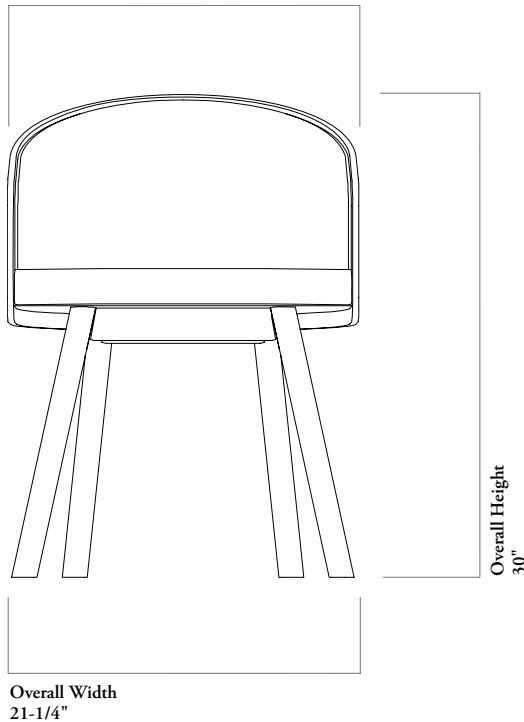
features

- Designed and tested for users up to 300 lbs
- Meets ANSI/BIFMA Requirement

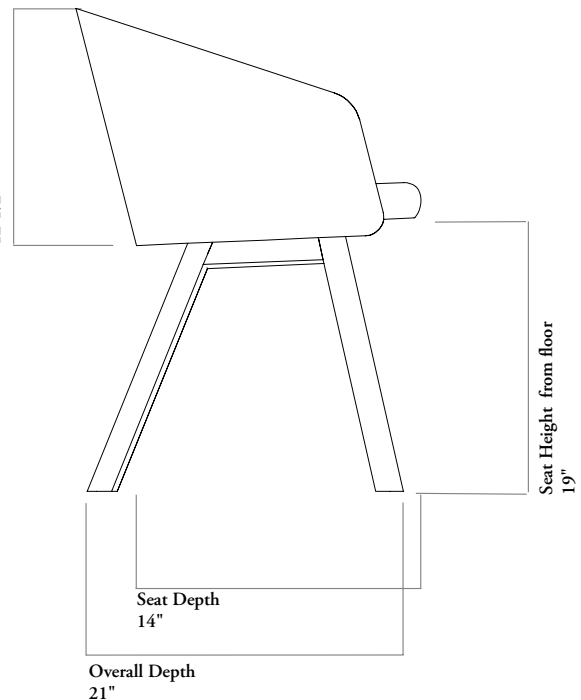
weight

Schale Chair - Upholstered Seat	23 lbs
Schale Chair - Upholstered Seat and Back	24 lbs

Seat Width
20-1/4"
Upholstered Seat and Back
18-1/4"



Back Height from Seat
12-1/2"



COM/COL material requirement

The pattern, repeat and directionality of fabric may increase the amount of yardage required.

Leather quantities should always be rounded up to the next hide size, as yields vary from 60-80% and are affected by the quality, size and shape of the hide, and by the location and quantity of blemishes.

	UPHOLSTERED SEAT		UPHOLSTERED BACK	
	COM [yards]	COL [sq. ft]	COM [yards]	COL [sq. ft]
Schale Chair	0.75	8.50	0.5	6.00


schale stool overview

Schale offers a refined expression of Nordic design. The name “Schale” is drawn from the Germanic root of the Scandinavian languages and was inspired by the embracing curve of the back, which evokes the sculpted shape of a seashell. The Schale Stool features a back that encircles the body and flows into tapered armrests that permit freedom of movement.

schale stool



wood coordinate finishes



statement of line



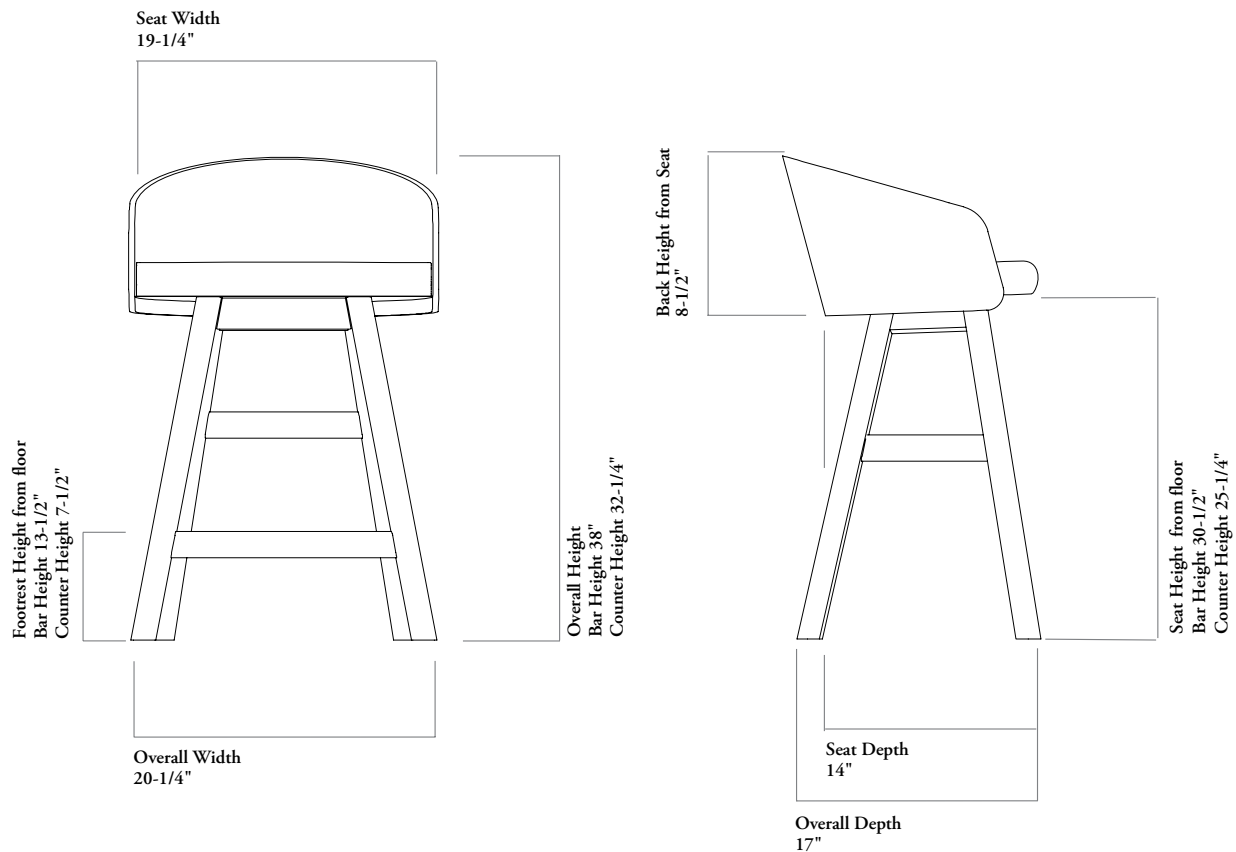
schale stool dimensions & material requirements

features

- Designed and tested for users up to 300 lbs
- Meets ANSI/BIFMA Requirement

weight

Schale Stool, Counter	17 lbs
Schale Stool, Bar	18 lbs



COM/COL material requirement

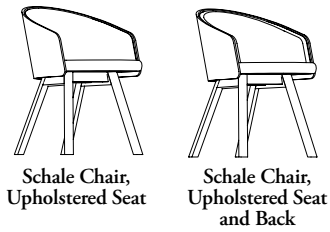
The pattern, repeat and directionality of fabric may increase the amount of yardage required.

Leather quantities should always be rounded up to the next hide size, as yields vary from 60-80% and are affected by the quality, size and shape of the hide, and by the location and quantity of blemishes.

	UPHOLSTERED SEAT		UPHOLSTERED BACK	
	COM [yards]	COL [sq. ft]	COM [yards]	COL [sq. ft]
Schale Stool	0.6	7.00	0.4	5.50

NSCU
Schale Chair, Upholstered

- FEATURES
- Solid Oak frame
 - Oak Veneer shell
 - Mechanically fastened upholstered seat and back cushion
 - Multi-surface glides
 - Designed and tested for users up to 300 lbs
 - Meets ANSI/BIFMA requirement



PRODUCT OPTIONS

Upholstery Style		Back Upholstery Finish	Seat Upholstery Finish	Wood Finish	
S	Seat Only	Fabric	Fabric	DV Sierra	1U Anthracite
	D Seat and Back	Leather	Leather	LZ Natural White Oak	1S Atrium White
				LV Natural Pecan	1L Midnight
				5P Poppy Seed	1D Brickstone
				5S Silverwash	1E TK Hunter
				5W Drift Oak	1F Herbal

SAMPLE ORDER CODE

NSCU D	E523	E523	DV
--------	------	------	----

PRICE

UPHOLSTERED - SEAT ONLY (S)										Leather LA	Leather LB	Leather LC	Leather LD
Grade 1	COM/ Grade 2	COL/ Grade 3	Grade 4	Grade 5	Grade 6	Grade 7	Grade 8	Grade 9	Grade 10				
965	982	1000	1016	1033	1049	1067	1084	1100	1117	1135	1151	1168	1184

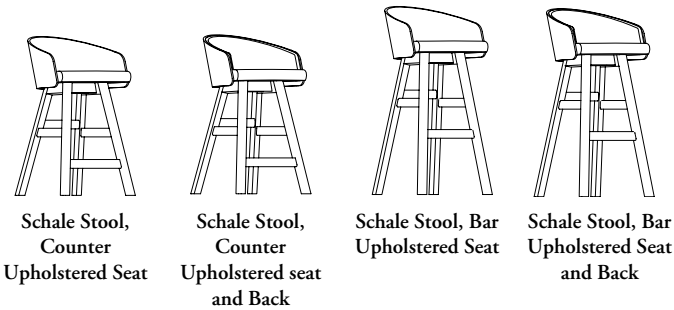
UPHOLSTERED - SEAT AND BACK (D)										Leather LA	Leather LB	Leather LC	Leather LD
Grade 1	COM/ Grade 2	COL/ Grade 3	Grade 4	Grade 5	Grade 6	Grade 7	Grade 8	Grade 9	Grade 10				
1160	1189	1218	1246	1275	1304	1333	1362	1391	1419	1448	1477	1507	1536

If two different fabrics are specified for Seat and Back Upholstery (D), add 197

FEATURES

- Solid Oak frame
- Oak Veneer shell
- Mechanically fastened upholstered seat and back cushion
- Multi-surface glides
- Designed and tested for users up to 300 lbs
- Meets ANSI/BIFMA requirement

NSCT
Schale Stool, Upholstered



PRODUCT OPTIONS

Height		Upholstery Style	Back Upholstery Finish	Seat Upholstery Finish	Wood Finish	
C	Counter	S	Seat Only	Fabric	DV	Sierra
B	Bar	D	Seat and Back	Leather	LZ	Natural White Oak
					LV	Natural Pecan
					5P	Poppy Seed
					5S	Silverwash
					5W	Drift Oak
					1U	Anthracite
					1S	Atrium White
					1L	Midnight
					1D	Brickstone
					1E	TK Hunter
					1F	Herbal

SAMPLE ORDER CODE

NSCT C	D	E523	E523	DV
--------	---	------	------	----

PRICE

UPHOLSTERED - SEAT ONLY (S)										Leather LA	Leather LB	Leather LC	Leather LD
Grade 1	COM/ Grade 2	COL/ Grade 3	Grade 4	Grade 5	Grade 6	Grade 7	Grade 8	Grade 9	Grade 10				
1095	1110	1124	1139	1153	1168	1182	1197	1211	1226	1241	1255	1269	1283

UPHOLSTERED - SEAT AND BACK (D)										Leather LA	Leather LB	Leather LC	Leather LD
Grade 1	COM/ Grade 2	COL/ Grade 3	Grade 4	Grade 5	Grade 6	Grade 7	Grade 8	Grade 9	Grade 10				
1243	1266	1288	1311	1334	1357	1380	1403	1426	1448	1471	1494	1517	1540

If two different fabrics are specified for Seat and Back Upholstery (D), add 197

sicla chair, 4-leg overview

Sicla is a modern “basket” chair, with a lightweight shell curved along the edges to obtain strength and stability. The inventive design incorporates a rib that leads around the back of the chair and along the armrests.

The Sicla Chair, 4-Leg features a classic base that is versatile for various room environments.

sicla chair, 4-leg



plastic shell finishes



statement of line



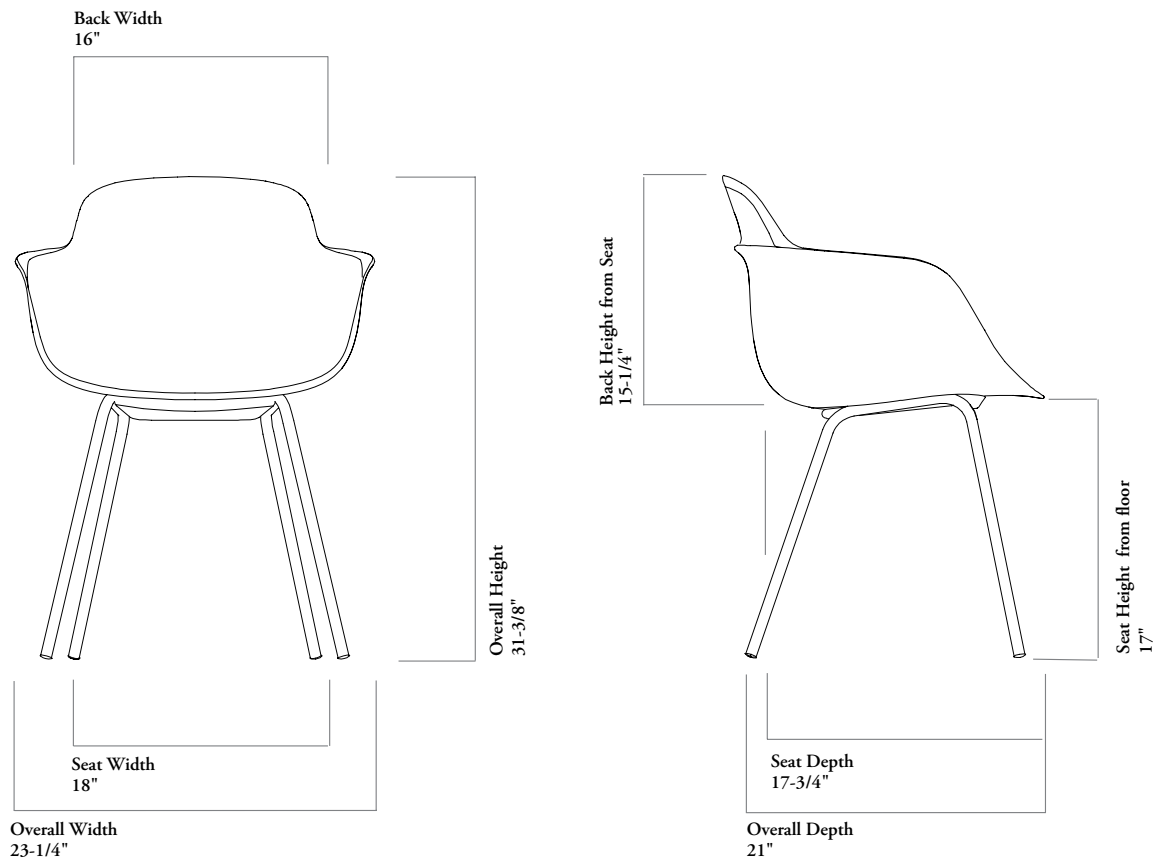
sicla chair, 4-leg dimensions & material requirements

features

- Designed and tested for users up to 300 lbs
- Meets ANSI/BIFMA Requirement

weight

Sicla Chair, 4-Leg	17 lbs
Sicla Chair, 4-Leg, Upholstered	23 lbs



COM material requirement

The pattern, repeat and directionality of fabric may increase the amount of yardage required.

	UPHOLSTERED SEAT	FULL UPHOLSTERED
	COM [yards]	COM [yards]
Sicla Chair, 4-Leg	0.63	0.75

sicla chair, wood legs overview


Sicla is a modern “basket” chair, with a lightweight shell curved along the edges to obtain strength and stability. The inventive design incorporates a rib that leads around the back of the chair and along the armrests.

The Sicla Chair, Wood Legs nicely integrates ash legs, providing a soft juxtaposition of materials in the chair.


sicla chair, wood legs



plastic shell finishes



wood coordinate finishes



statement of line



Sicla Chair,
Wood Legs
(NSWA)



Sicla Chair,
Wood Legs,
Upholstered Seat
(NSWUS)



Sicla Chair,
Wood Legs,
Full Upholstered
(NSWUD)

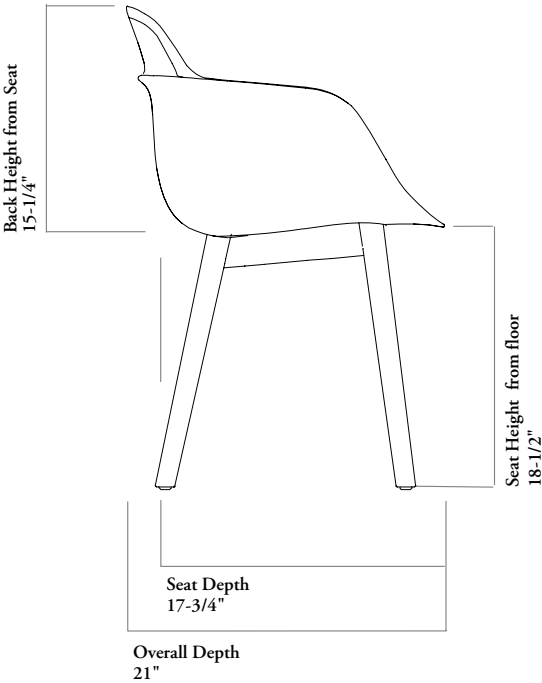
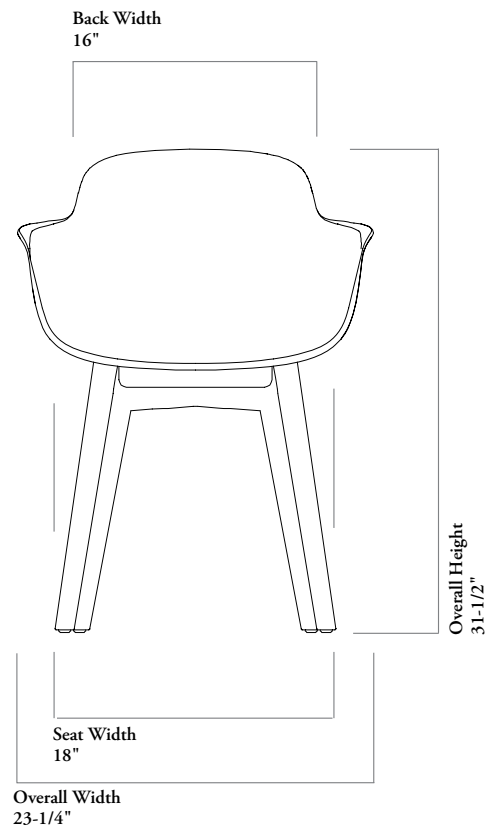
sicla chair, wood legs dimensions & material requirements

features

- Designed and tested for users up to 300 lbs
- Meets ANSI/BIFMA Requirement

weight

Sicla Chair, Wood Legs	14 lbs
Sicla Chair, Wood Legs - Upholstered	20 lbs



COM material requirement

The pattern, repeat and directionality of fabric may increase the amount of yardage required.

	UPHOLSTERED SEAT	FULL UPHOLSTERED
	COM [yards]	COM [yards]
Sicla Chair, Wood Legs	0.63	0.75


sicla chair, rocker base overview

The Sicla Rocker Base Chair features an ash rocker base, adding a layer of warmth and movement to the room.


sicla chair, rocker base



plastic shell finishes



wood coordinate finishes



statement of line



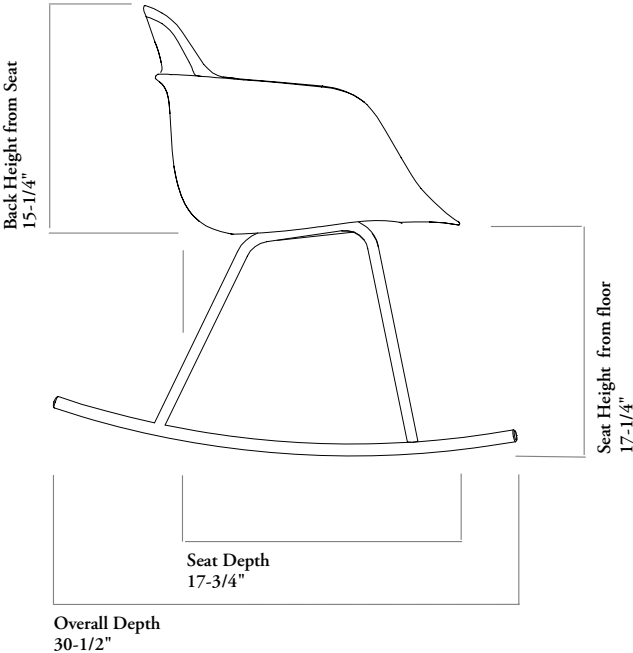
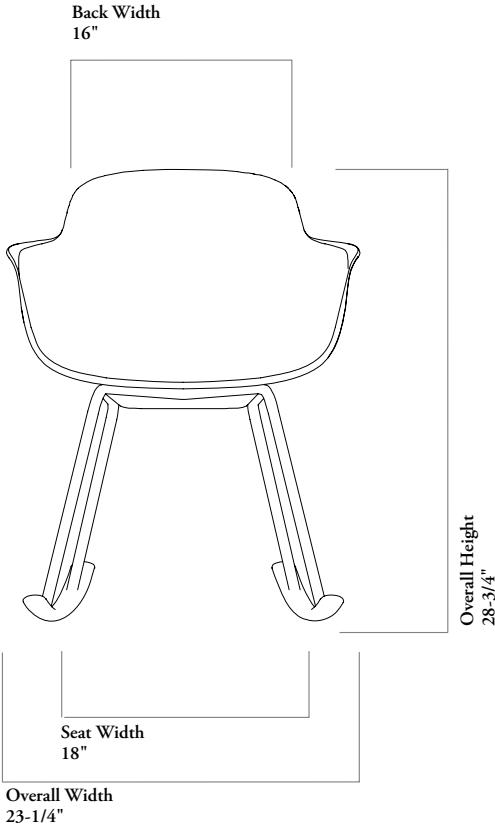
sicla chair, rocker base dimensions & material requirements

features

- Designed and tested for users up to 300 lbs
- Meets ANSI/BIFMA Requirement

weight

Sicla Chair, Rocker Base	15 lbs
Sicla Chair, Rocker Base - Upholstered	21 lbs



COM material requirement

The pattern, repeat and directionality of fabric may increase the amount of yardage required.

	UPHOLSTERED SEAT	FULL UPHOLSTERED
	COM [yards]	COM [yards]
Sicla Chair, Rocker Base	0.63	0.75

sicla chair, 5-star base overview

Sicla is a modern “basket” chair, with a lightweight shell curved along the edges to obtain strength and stability. The inventive design incorporates a rib that leads around the back of the chair and along the armrests.

The Sicla Chair, 5-Star Base allows for ease of movement in any office space.

sicla chair, 5-star base



plastic shell finishes



statement of line



Sicla Chair,
5-Star Base
(NSFA)

Sicla Chair,
5-Star Base
Upholstered Seat
(NSFUS)

Sicla Chair,
5-Star Base
Full Upholstered
(NSFUD)

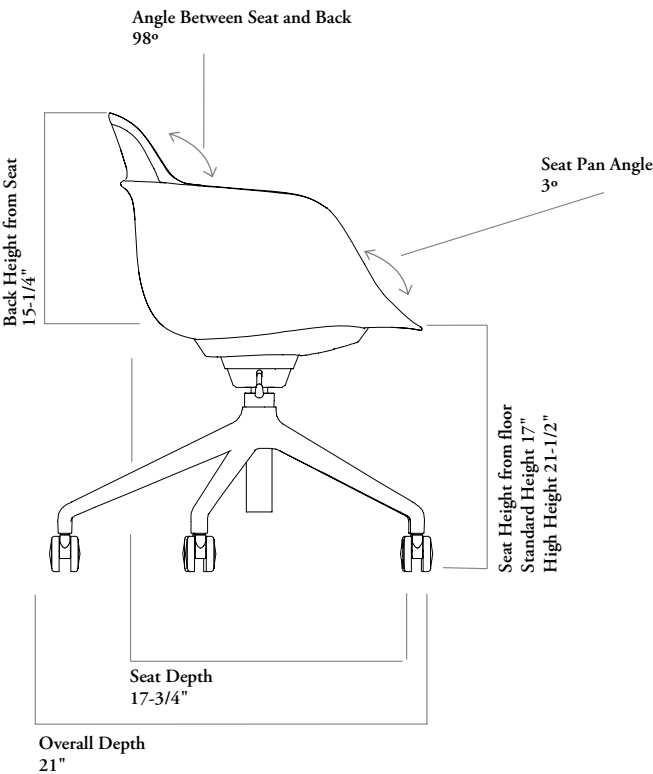
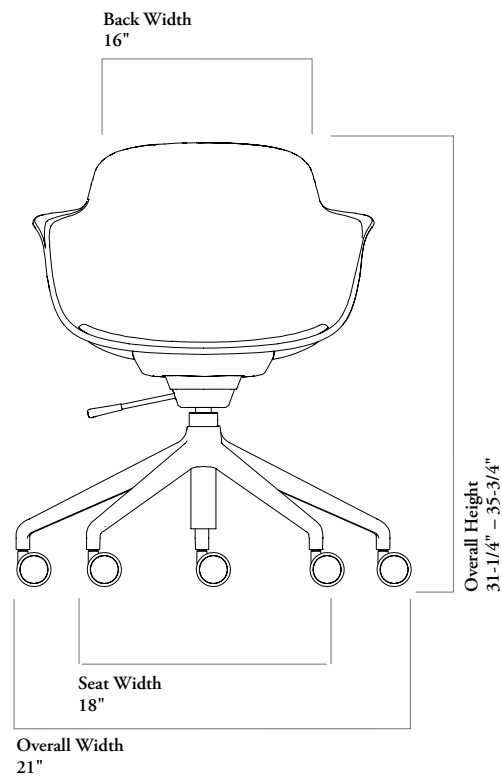
sicla chair, 5-star base dimensions & material requirements

features

- Designed and tested for users up to 300 lbs
- Meets ANSI/BIFMA Requirement
- For Conversion to Metric, multiply dimension by 25.4

weight

Sicla Chair, 5-Star Base	22 lbs
Sicla Chair, 5-Star Base - Upholstered	28 lbs



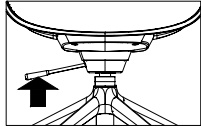
COM material requirement

The pattern, repeat and directionality of fabric may increase the amount of yardage required.

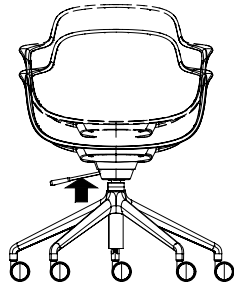
	UPHOLSTERED SEAT	FULL UPHOLSTERED
	COM [yards]	COM [yards]
Sicla Chair, 5-Star Base	0.63	0.75

sicla adjustment features & instructions

seat height-adjustment



Seat height can be adjusted by lifting the lever underneath the seat on the right side. When the lever is lifted up, the weight of the body will cause the seat to lower. Releasing the lever stops the seat at the desired height. Lifting the lever up with no weight on the seat allows it to rise.



FEATURES

- Plastic shell
- Metal frame
- Multi-surface glides
- Designed and tested for users up to 300 lbs
- Meets ANSI/BIFMA requirement

NSLA
Sicla Chair, 4-Leg



PRODUCT OPTIONS

Plastic Shell Finish	Base Finish
8D Atrium White	Foundation
NF Blackstone	Mica
NH Clay	Accent
7W Signal Red	
7X Blue Sage	

SAMPLE ORDER CODE

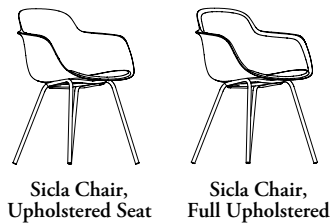
NSLA 8D	24
---------	----

PRICE

523

NSLU
Sicla Chair, 4-Leg, Upholstered

- FEATURES
- Plastic shell
 - Metal frame
 - Mechanically fastened upholstered cushioned seat (unibody when Full Upholstered (D) is selected)
 - Multi-surface glides
 - Designed and tested for users up to 300 lbs
 - Meets ANSI/BIFMA requirement



PRODUCT OPTIONS

Shell Upholstery Finish	Upholstery Finish	Plastic Shell Finish	Base Finish
S Seat Only D Full	Fabric	8D Atrium White NF Blackstone NH Clay 7W Signal Red 7X Blue Sage	Foundation Mica Accent

SAMPLE ORDER CODE

NSLU D	E523	8D	24
---------------	-------------	-----------	-----------

PRICE

UPHOLSTERED - SEAT ONLY (S)									
Grade 1	COM/ Grade 2	COL/ Grade 3	Grade 4	Grade 5	Grade 6	Grade 7	Grade 8	Grade 9	Grade 10
636	650	665	680	694	709	723	738	752	767

UPHOLSTERED - FULL (D)									
Grade 1	COM/ Grade 2	COL/ Grade 3	Grade 4	Grade 5	Grade 6	Grade 7	Grade 8	Grade 9	Grade 10
748	781	814	846	879	911	943	977	1009	1041

FEATURES

- Plastic shell
- Ash Wood legs
- Multi-surface glides
- Designed and tested for users up to 300 lbs
- Meets ANSI/BIFMA requirement

NSWA
Sicla Chair, Wood Legs



PRODUCT OPTIONS

Plastic Shell Finish		Wood Leg Finish	
8D Atrium White		DV Sierra	1U Anthracite
NF Blackstone		LZ Natural White Oak	1S Atrium White
NH Clay		LV Natural Pecan	1L Midnight
7W Signal Red		5P Poppy Seed	1D Brickstone
7X Blue Sage		5S Silverwash	1E TK Hunter
		5W Drift Oak	1F Herbal

SAMPLE ORDER CODE

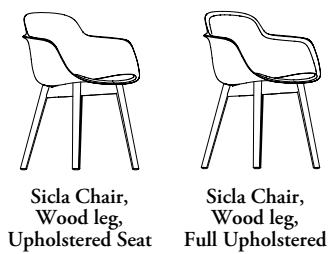
NSWA 8D	DV
---------	----

PRICE

766

NSWU
Sicla Chair, Wood Legs, Upholstered

- FEATURES
- Plastic shell
 - Ash Wood legs
 - Multi-surface glides
 - Mechanically fastened upholstered cushioned seat (unibody when Full Upholstered (D) is selected)
 - Designed and tested for users up to 300 lbs
 - Meets ANSI/BIFMA requirement



PRODUCT OPTIONS

Shell Upholstery Finish		Upholstery Finish	Plastic Shell Finish	Wood Leg Finish	
S	Seat Only	Fabric	8D Atrium White	DV Sierra	1U Anthracite
D	Full		NF Blackstone	LZ Natural White Oak	1S Atrium White
			NH Clay	LV Natural Pecan	1L Midnight
			7W Signal Red	5P Poppy Seed	1D Brickstone
			7X Blue Sage	5S Silverwash	1E TK Hunter
				5W Drift Oak	1F Herbal

SAMPLE ORDER CODE

NSWU D	E523	8D	DV
--------	------	----	----

PRICE

UPHOLSTERED - SEAT ONLY (S)									
Grade 1	COM/ Grade 2	COL/ Grade 3	Grade 4	Grade 5	Grade 6	Grade 7	Grade 8	Grade 9	Grade 10
894	907	922	936	951	965	980	994	1009	1023

UPHOLSTERED - FULL (D)									
Grade 1	COM/ Grade 2	COL/ Grade 3	Grade 4	Grade 5	Grade 6	Grade 7	Grade 8	Grade 9	Grade 10
1010	1042	1075	1108	1140	1173	1205	1237	1271	1303

FEATURES

- Plastic shell
- Metal frame
- Ash rocker base
- Designed and tested for users up to 300 lbs
- Meets ANSI/BIFMA requirement

NOTES

Shell and frame finish specifiable separately.

NSRA
Sicla Chair, Rocker Base



PRODUCT OPTIONS

Plastic Shell Finish	Rocker Finish		Base Finish
8D Atrium White	DV Sierra	1U Anthracite	Foundation
NF Blackstone	LZ Natural White Oak	1S Atrium White	Mica
NH Clay	LV Natural Pecan	1L Midnight	Accent
7W Signal Red	5P Poppy Seed	1D Brickstone	
7X Blue Sage	5S Silverwash	1E TK Hunter	
	5W Drift Oak	1F Herbal	

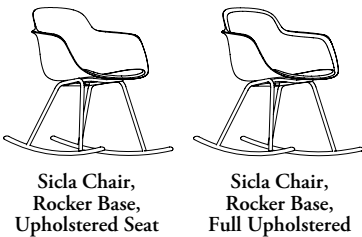
SAMPLE ORDER CODE

NSRA 8D	DV	24
----------------	-----------	-----------

PRICE

793

NSRU
Sicla Chair, Rocker Base, Upholstered



- FEATURES**
- Plastic shell
 - Metal frame
 - Ash rocker base
 - Mechanically fastened upholstered cushioned seat (unibody when Full Upholstered (D) is selected)
 - Designed and tested for users up to 300 lbs
 - Meets ANSI/BIFMA requirement
- NOTES**
Shell and base finish can be specified separately.

PRODUCT OPTIONS

Shell Upholstery Finish		Upholstery Finish	Plastic Shell Finish	Rocker Finish		Base Finish
S Seat Only D Full		Fabric	8D Atrium White	DV Sierra	1U Anthracite	Foundation Mica Accent
			NF Blackstone	LZ Natural White Oak	1S Atrium White	
			NH Clay	LV Natural Pecan	1L Midnight	
			7W Signal Red	5P Poppy Seed	1D Brickstone	
			7X Blue Sage	5S Silverwash	1E TK Hunter	
				5W Drift Oak	1F Herbal	

SAMPLE ORDER CODE

NSRU D	E523	8D	DV	24
--------	------	----	----	----

PRICE

UPHOLSTERED - SEAT ONLY (S)									
Grade 1	COM/ Grade 2	COL/ Grade 3	Grade 4	Grade 5	Grade 6	Grade 7	Grade 8	Grade 9	Grade 10
905	920	934	949	963	978	992	1007	1021	1035

UPHOLSTERED - FULL (D)									
Grade 1	COM/ Grade 2	COL/ Grade 3	Grade 4	Grade 5	Grade 6	Grade 7	Grade 8	Grade 9	Grade 10
1007	1039	1071	1104	1137	1169	1202	1234	1267	1299

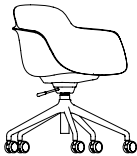
FEATURES

- Plastic Shell
- Aluminum Base
- Standard pneumatic cylinder provides height-adjustment of 4"
- Designed and tested for users up to 300 lbs
- Meets ANSI/BIFMA requirement

NOTES

Shell and base finish can be specified separately.
Cylinder and casters are default black.
Select Soft Casters for hard floors and Hard Casters for soft floors.

NSFA
Sicla Chair, 5-Star Base



PRODUCT OPTIONS

Plastic Shell Finish	Base Finish	Casters
8D Atrium White	Foundation	Hard Casters
NF Blackstone	Mica	A Soft Casters
NH Clay	Accent	
7W Signal Red		
7X Blue Sage		

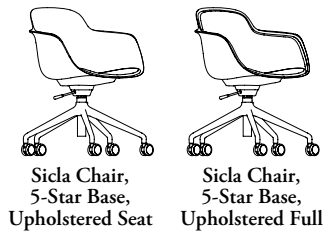
SAMPLE ORDER CODE

NSFA 8D	24	A
---------	----	---

PRICE

570

NSFU
Sicla Chair, 5-Star Base, Upholstered



- FEATURES**
- Plastic shell
 - Aluminum base
 - Standard pneumatic cylinder provides height-adjustment of 4"
 - Designed and tested for users up to 300 lbs
 - Meets ANSI/BIFMA requirement
- NOTES**
- Shell and base finish can be specified separately.
- Cylinder and casters are default black.
- Select Soft Casters for hard floors and Hard Casters for soft floors.

PRODUCT OPTIONS

Shell Upholstery Finish	Upholstery Finish	Plastic Shell Finish	Base Finish	Casters
S Seat Only	Fabric	8D Atrium White	Foundation	Hard Casters
D Full		NF Blackstone	Mica	A Soft Casters
		NH Clay	Accent	
		7W Signal Red		
		7X Blue Sage		

SAMPLE ORDER CODE

NSFU D	E523	8D	24	A
--------	------	----	----	---

PRICE

UPHOLSTERED - SEAT ONLY (S)									
Grade 1	COM/ Grade 2	COL/ Grade 3	Grade 4	Grade 5	Grade 6	Grade 7	Grade 8	Grade 9	Grade 10
698	713	726	741	755	770	784	799	814	828

UPHOLSTERED - FULL (D)									
Grade 1	COM/ Grade 2	COL/ Grade 3	Grade 4	Grade 5	Grade 6	Grade 7	Grade 8	Grade 9	Grade 10
806	838	872	904	936	969	1002	1034	1067	1099



North 56 tables are residential in style but designed for the evolving office.

The North 56 tables address the movement towards a more casual and collaborative workstyle. These tables elegantly combine the materiality of wood with a range of laminate or veneer worksurfaces.




rectangular table overview

north 56 rectangular table



top surface and leg wood coordinate finishes



top surface grade 2 laminates

All Teknion Grade 2 Laminate.

SAMPLE CARD

statement of line



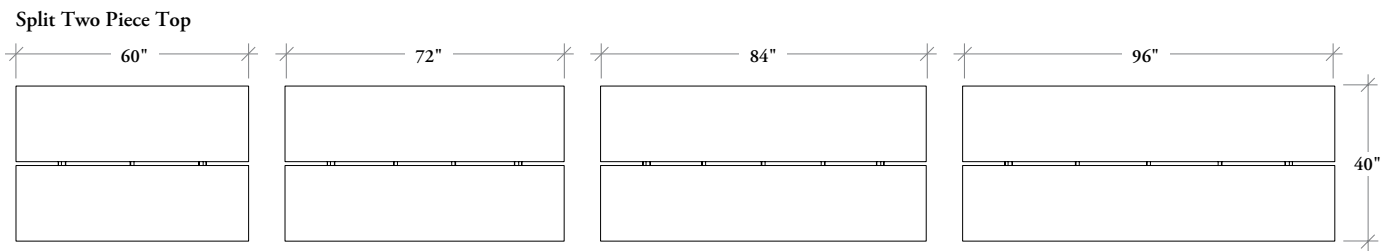
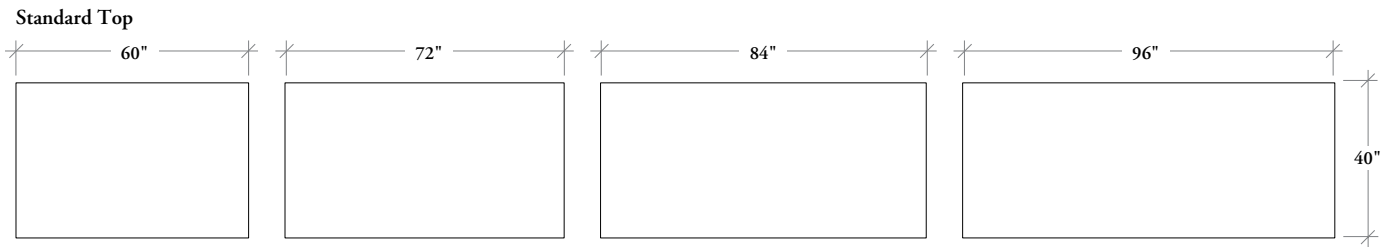
rectangular table dimensions

features

- Meets BIFMA X6.5-2022 Requirement

weight

North 56 Rectangular Table, Standard Top, 60" w	77 lbs
North 56 Rectangular Table, Standard Top, 72" w	90 lbs
North 56 Rectangular Table, Standard Top, 84" w	103 lbs
North 56 Rectangular Table, Standard Top, 96" w	116 lbs
North 56 Rectangular Table, Split Top, 60" w	79 lbs
North 56 Rectangular Table, Split Top, 72" w	93 lbs
North 56 Rectangular Table, Split Top, 84" w	108 lbs
North 56 Rectangular Table, Split Top, 96" w	121 lbs




square table overview

north 56 square table



top surface and leg wood coordinate finishes



top surface grade 2 laminates

All Teknion Grade 2 Laminate.



statement of line



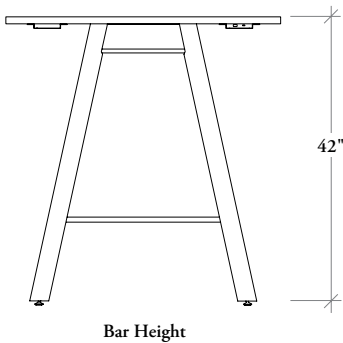
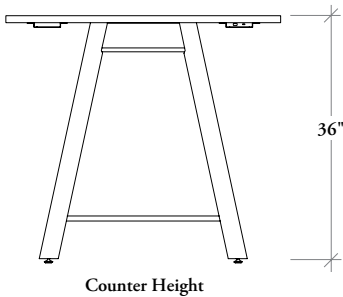
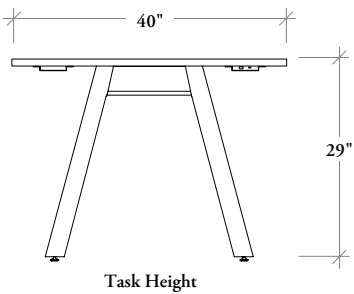
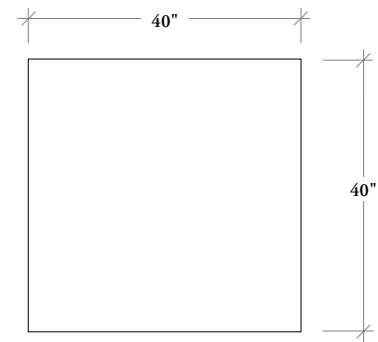
square table dimensions

features

- Meets BIFMA X6.5-2022 Requirement

weight

North 56 Square Table, 29" height	55 lbs
North 56 Square Table, 36" height	59 lbs
North 56 Square Table, 42" height	61 lbs




round table overview

north 56 round table



top surface and leg wood coordinate finishes



top surface grade 2 laminates

All Teknion Grade 2 Laminate.



statement of line



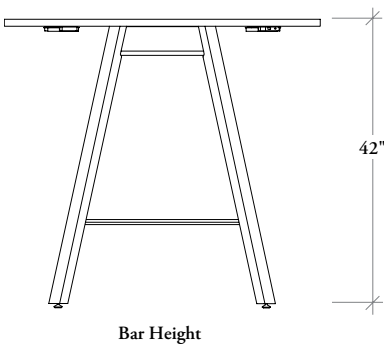
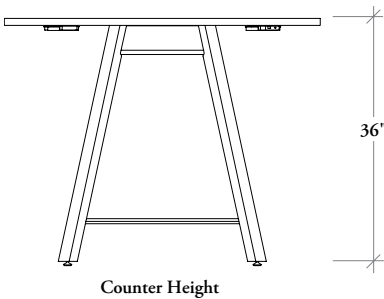
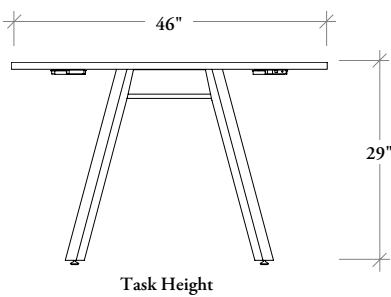
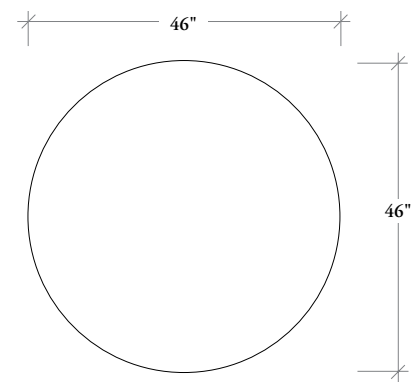
round table dimensions

features

- Meets BIFMA X6.5-2022 Requirement

weight

North 56 Round Table, 29" height	56 lbs
North 56 Round Table, 36" height	60 lbs
North 56 Round Table, 42" height	62 lbs

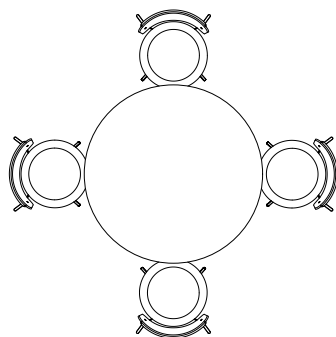


planning with north 56 tables

recommended occupancy

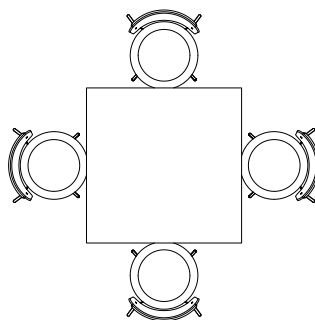
The following recommended table occupancy allows for adequate personal and casual working space.

46" Diameter



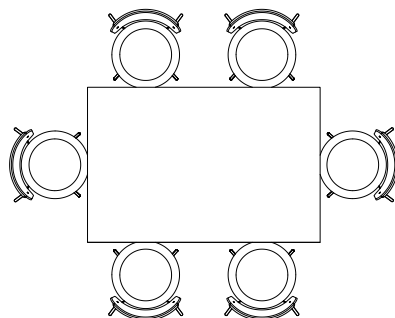
4 people

40" x 40"



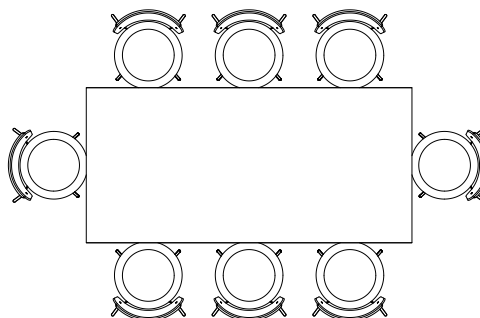
4 people

60" x 40", 72" x 40"



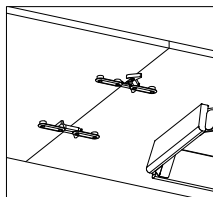
4-6 people

84" x 40", 96" x 40"



6-8 people

tethering



- Maximum of two rectangular or square tables can be casually tethered
- One pair of connectors is supplied when the Connection option is specified
- Pilot holes for installation of casual table connection hardware are located on both table ends of each table, regardless of whether the option is specified
- Not available on round tables

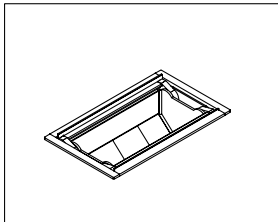
planning with north 56 tables (continued)

power options

North 56 Tables can be specified with surface power and undersurface power.

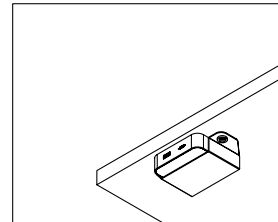
Surface Power

- 8" wide and centered on table
- Two simplex outlets
- Dual USB (A+C)
- 15' power cord with plug
- Finishes:
 - Foundry Onyx
 - Greystone
 - Crisp Grey
 - Atrium White



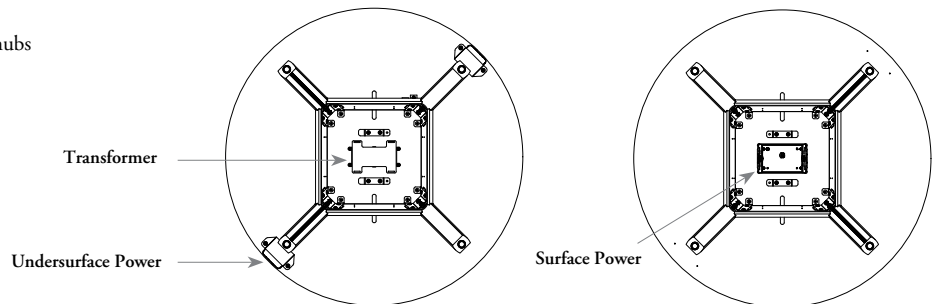
Undersurface Power

- Dual USB (A+C)
- 6' power cord with plug
- Finishes:
 - Plastic unit and bracket - Anthracite
 - Transformer bracket - Foundry Onyx



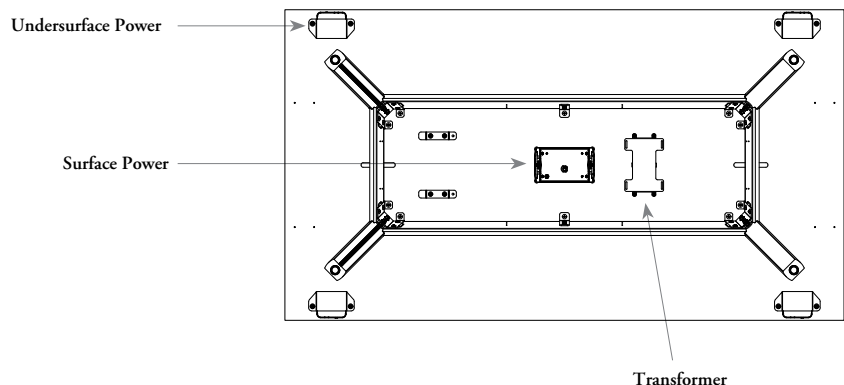
square, round table and electrics

- Electric options:
 - One surface power OR two undersurface USB hubs (cannot be combined on the same table)
- Includes cable management clips and transformer



rectangular table and electrics

- Standard Top electric options:
 - Surface power
 - Undersurface power (2 or 4 USB hubs)
 - Both
- Split Top cannot have integrated electrics
 - User edge electrics can be added:
 - Thesis Power Cube
 - Routes Power Port
- Includes cable management clips and transformer

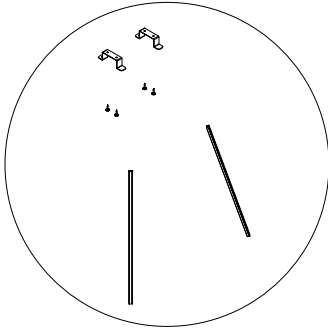


planning with north 56 tables (continued)

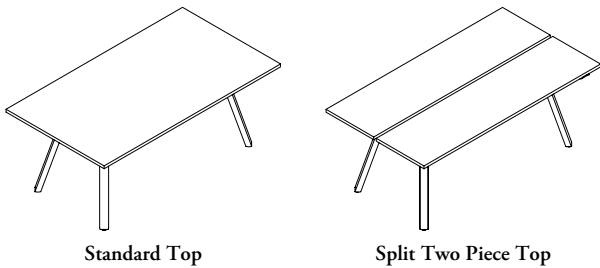
cable management

When surface power and/or undersurface USB hub option is chosen, the end user will receive a cable management kit that includes:

- Under worksurface cable management brackets x 2 (with hardware)
- Cable manager x 2 (black, peel and stick)



NFTT
Wood Table - Rectangular



- FEATURES**
- Top is 1" thick, with a flat edge and coordinating edgeband finish
 - Split Two Piece Top (T) option has 1" center gap
 - Power options for Standard Top: none, in-surface, undersurface USB (2 or 4), or combination
 - Power options for Split Two Piece: not compatible with integrated electrics but easy integration of user edge electrics
 - Split top has a 1" center gap
 - Maximum of two tables can be casually tethered with optional connection hardware
 - BIFMA X6.5-2022 - Home Office and Occasional-Use Desk, Table and Storage Products

NOTES
Natural White Oak finish will show natural differences due to the inherent characteristics of wood.
Options for user edge electrics available from Complements: *Teknion's Ergonomics & Accessories Program* or customer's own add-on electrics.

PRODUCT OPTIONS

Top Style	Height	Depth	Width	Surface Finish
S Standard Top T Split Two Piece Top	29	40	60, 72, 84, 96	Veneer 3 Chroma Wood Matte Laminate

SAMPLE ORDER CODE

NFTT S	29	40	72	LX
--------	----	----	----	----

PRODUCT OPTIONS

Wood Leg Finish	Connection	Power Options	Surface Power Finish
Veneer 3 Coordinates Chroma Wood Coordinates	N None Y Yes	NN No electrics ND 2 undersurface USB hubs only NQ 4 undersurface USB hubs only SN 8" surface power only SD 8" surface power; 2 undersurface USB hubs SQ 8" surface power; 4 undersurface USB hubs	20 Atrium White 25 Crisp Grey 24 Greystone 23 Foundry Onyx

SAMPLE ORDER CODE

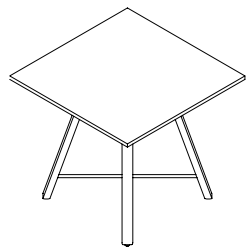
LX	Y	SN	25
----	---	----	----

See Pricing on the following page.

N F T T
Wood Table - Rectangular
(Continued)

DESCRIPTION	PRICE		
	STANDARD TOP (S)		
	Veneer 3	Chroma Wood	Matte Laminate
Width, 60"	2266	2344	2503
Width, 72"	2427	2503	2598
Width, 84"	2604	2694	2766
Width, 96"	2766	2856	2862
	SPLIT TWO PIECE TOP (T)		
	Veneer 3	Chroma Wood	Matte Laminate
Width, 60"	2417	2537	2591
Width, 72"	2609	2729	2724
Width, 84"	2815	2940	3001
Width, 96"	3007	3146	3103
Table Connection, add	65		
2 Undersurface USB Hubs, add	264		
4 Undersurface USB Hubs, add	379		
8" Surface Power, add	316		
8" Surface Power and 2 Undersurface USB Hubs, add	580		
8" Surface Power and 4 Undersurface USB Hubs, add	695		

NFTS
Wood Table - Square



- FEATURES**
- Top is 1" thick, with a flat edge and coordinating edgeband finish
 - Power options: none, in-surface power or undersurface USB power (2)
 - Footrests (counter and bar height) and brackets default to Foundry Onyx
 - Maximum of two tables can be casually tethered with optional connection hardware
 - BIFMA X6.5-2022 - Home Office and Occasional-Use Desk, Table and Storage Products
- NOTES**
- Natural White Oak with a clear coat finish will show natural differences due to the inherent characteristics of wood.

PRODUCT OPTIONS

Height	Size	Surface Finish	Wood Leg Finish	Connection	Power Options	Surface Power Finish
29, 36, 42	40	Veneer 3 Chroma Wood Matte Laminate	Veneer 3 Coordinates Chroma Wood Coordinates	N None Y Yes	NN No electrics ND 2 undersurface USB hubs only SN 8" surface power only	20 Atrium White 25 Crisp Grey 24 Greystone 23 Foundry Onyx

SAMPLE ORDER CODE

NFTS 29	40	LX	LX	Y	SN	25
---------	----	----	----	---	----	----

DESCRIPTION	PRICE		
	Veneer 3	Chroma Wood	Matte Laminate
Task Height, 29"	1856	1919	2003
Counter Height, 36"	2350	2416	2498
Bar Height, 42"	2368	2432	2516
Table Connection, add	65		
2 Undersurface USB Hubs only, add	264		
8" Surface Power only, add	316		

FEATURES

- Top is 1" thick, with a flat edge and coordinating edgeband finish
- Power options: none, in-surface power or undersurface USB power (2)
- Footrests (counter and bar height) and brackets default to Foundry Onyx
- No tethering option available on round tables
- BIFMA X6.5-2022 - Home Office and Occasional-Use Desk, Table and Storage Products

NOTES

Natural White Oak with a clear coat finish will show natural differences due to the inherent characteristics of wood.

N F T R
Wood Table - Round
**PRODUCT OPTIONS**

Height	Diameter	Surface Finish	Wood Leg Finish	Power Options	Surface Power Finish
29, 36, 42	46	Veneer 3 Chroma Wood Matte Laminate	Veneer 3 Coordinates Chroma Wood Coordinates	NN No electrics ND 2 undersurface USB hubs only SN 8" surface power only	20 Atrium White 25 Crisp Grey 24 Greystone 23 Foundry Onyx

SAMPLE ORDER CODE

NFTR 29	46	LX	LX	SN	25
----------------	-----------	-----------	-----------	-----------	-----------

DESCRIPTION**PRICE**

	Veneer 3	Chroma Wood	Matte Laminate
Task Height, 29"	2001	2067	2027
Counter Height, 36"	2495	2561	2522
Bar Height, 42"	2513	2579	2541

2 Undersurface USB Hubs only, add	264
8" Surface Power only, add	316

teknion

www.teknion.com

CAN/US/INT 09-23

©Teknion 2024

®, ™ trade marks of Teknion Corporation
and/or its subsidiaries or licensed to it.
Patents may be pending.

Some products may not be available in
all markets. Contact your local Teknion
Representative for availability.

SEP24-NOR56