

Telescope

teknion architectural interiors

eeeeeeexpandingggggggg

pppppppossibilitiesssssss



telescope

Spaces are canvases waiting to be transformed, and Telescope is designed to unlock a full spectrum of possibilities. Responding to modern workplace trends, Telescope creatively divides space with multiple sliding panels that move effortlessly and in a synchronized manner, fostering

openness and collaboration. Perfect for hybrid workspaces, meeting rooms, training rooms, and lounges, Telescope is a versatile solution that easily adapts to different environments.



value through
simplicity

Telescope offers a cost-effective, dynamic and flexible approach to space division with frameless glass partition leaves.



smooth
functionality

The synchronized mechanism of Telescope features a durable trolley and belt system, ensuring smooth and effortless opening and closing of the panels. Combining thoughtful design with refined engineering, the soft-close and soft-open functions are crafted to ensure easy operation of the multiple panels.



seamless integration

Telescope provides effortless integration with existing Teknion wall programs. Its handle program, consistent across all Teknion wall systems, ensures cohesive integration into any project. Additionally, Telescope is designed with handle accessibility and adjustability in mind. The Telescope system

features significant adjustment capability to accommodate variations in the ceiling or floor, ensuring a perfect fit.



optimal
flexibility

All wall and partition framing elements are cut on site from common lengths, allowing for flexibility in accommodating any on-site discrepancies.

features

SIZING

- Ceiling heights:
84" to 120" high in 1 1/16" increments
- Single partition:
1+2, 1+3 and 1+4 available in width from
103" to 199 15/16" in 1/16" increments
- Double partition:
2+4, 2+6 and 2+8 available in width from
200" to 396 15/16" in 1/16" increments
- Horizontal frame:
cut to length on site up to lengths of 121"

BUILDING ACCOMMODATIONS

- Ceiling adjustment range:
+1/4", -1/4"
- Floor adjustment range:
+1/2", -1/4"
- Wall start adjustment range:
+1/4", -1/4" (min.)

GLASS OPTIONS

- 10mm Seamless
- Tempered
- Low Iron

INTEGRATIONS

- Drywall/base building
- Altos





Floor Guides

Ensures each door glides smoothly for seamless opening and closing of the telescopic system



Waterfall Gasket

Enhances acoustics by maintaining constant contact between each glass fascia



Central Gasket

In a double frameless telescope system, the central gasket cushions the closing and creates a seal between the two partitions



Synchronized Mechanism


The synchronized mechanism of the Telescope system features a durable trolley and belt for smooth, effortless panel operation



Soft-Close, Soft-Open Mechanism

The soft-close and soft-open functions of the telescope system are crafted to ensure easy operation of the multiple panels


handle options



Non-Locking Ceiling



Non-Locking Floor
available in black or stainless finish only



Locking Floor Pull
available in black or stainless finish only



Linear Pull 13"



Linear Pull 24"

finish regions

Glass Fascia, Glass Door and Glass Insert

- Tempered



Frame and Handle Finish


- Frame Finish (Paint)
- Handle Finish (Paint)
- Stainless (applies only to handles)

Paints

Foundation



Mica



Accent



teknion architectural interiors