



OBEX™ TILE
ENTRANCE FLOORING

Milliken™



SAFER. CLEANER. HEALTHIER.

The OBEX Tile™ Entrance Flooring system installs easily and securely to reduce costly slips, trips, and falls commonly caused by dirt, debris, moisture, or loose laid mats.

- For every 1,000 people entering a building, 24 lbs of dirt are brought in with them.
- OBEX™ Tile combines moisture-absorbing nylon and dirt-scraping monofilament fibers to trap dirt and prevent up to 98% of debris from entering the facility.
- OBEX systems also directly improve indoor air quality, supported by the WELL V2 standard.
- Available in three textile materials, CutX, Cut, and Loop, each contributes to high-performing entry systems without compromising creative freedom.

OBEX TILE™ Entrance Flooring

THE PERFECT BLEND OF STYLE & FUNCTION

CUTX

A more aggressive cut-pile textile with more monofilament fibers recommended for high-traffic vestibules and enclosed spaces.



CUT

This well-rounded cut-pile textile uses a balanced mix of nylon and monofilament for interior spaces that demand performance without sacrificing design.



LOOP

A resilient textile combining nylon and monofilament with loop-pile construction. Loop complements the interior with performance and comfort.



PROTECT YOUR FLOORING INVESTMENTS

Without an OBEX system, the first 6 ft of your entrance floor's finish will sustain up to 42% damage.

CutX/Grain in Dark Grey GRX154-119, Cut/Grain in Dark Grey GRC154-119 and The Magic Hour in Atmosphere Lens AMS68.

A KEY TO STOPPING DIRT IS DISTANCE.

The effectiveness of an entryway system is determined by choosing the right product and using enough of it to be impactful. Our research shows that a 20-39 ft walk off area achieves maximum performance and reduces 80-98% of tracked-in dirt and contaminants.



6' STOPS **40%** OF DIRT



20' STOPS **80%** OF DIRT



39' STOPS **98%** OF DIRT

EXTEND YOUR COVERAGE, OPTIMIZE YOUR SPACE.

Entryways and vestibules that are limited in length can still achieve maximum performance by using a zoned approach. Extend OBEX into the interior space with high performance flooring that looks and feels like interior carpet.

ZONE
03

Extended to the interior, past the vestibule, both **Cut and Loop** materials are recommended for this area for their flexible style and comfortable feel.

ZONE
02

The ideal starting point for building an effective system. Utilize space assigned for stopping dirt and moisture first. **CutX** materials are recommended for use in this area.

ZONE
01

This supplementary outdoor area's primary focus is on removing large particles of dirt. We recommend our range of **OBEX Bar and Grid** products.

DARK GREY

Emanate an aura of sleek sophistication with the Dark Grey colorway. Varying complementary shades add visual depth.

NAVY

Quietly invigorate floorscapes with Navy's rich coloration. Shades of blue offer a sense of calm and clarity.

RUSSET

Infuse interiors with an element of warmth. Russet features soothing brown hues with subtle gold overtones.

GREY

The expertly blended colors used in the grey color group call to mind nature's colors in late autumn.




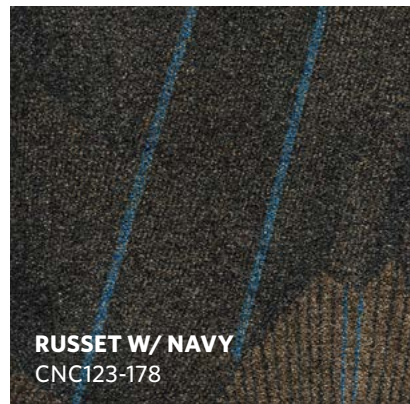
TAUPE

Ranging from dark browns to glossy caramel, taupe is a perfect example of expertly layered colors. Hints of grey add a nicely contrasting element.

ENTRYWAYS TRANSFORMED FROM DULL TO DESIGNED.

OBEX™ Tile offers an extensive selection of patterns and colors to enhance any space. Cut and CutX feature seven distinct designs in five standard colorways, while Loop offers two design options with four colorations. Create an effective entry system for any space without sacrificing creative freedom.







Available in 50cm x 50cm tiles.



Available in 50cm x 50cm tiles.





CUT / FIBER




Available in 50cm x 50cm tiles.

CUTX / FIBER






Available in 50cm x 50cm tiles.






CUT / FOOTPATH



Available in 50cm x 50cm tiles.

CUTX / FOOTPATH




CUT / GRAIN



Available in 25 cm x 1 m planks.

CUTX / GRAIN







CUT / STIPPLE





Available in 50cm x 50cm tiles.

CUTX / STIPPLE








Available in 50cm x 50cm tiles.







LOOP / BARK



Available in 50cm x 50cm tiles.

LOOP / STACK





OBEX™ TILE

CUT / CUTX

Construction

Tufted, Cut Pile

Tile and Plank Sizes

*Contour, Fiber, Fizz,
Footpath, Stipple, Thread:*
50 cm x 50 cm (19.7" x 19.7")

Grain:

25 cm x 1 m
(9.84" x 39.37")

Yarn Type

Milliken-Certified WearOn®
Nylon and Monofilament

Dye Method

PrintWorks™
Precision Dyeing

Nominal Total Thickness

0.50" (12.7 mm)

Recommended Maintenance

Daily vacuum, deep clean via
hot water extraction

LOOP

Construction

Tufted, Multi-Level Loop

Tile Size

50 cm x 50 cm
(19.7" x 19.7")

Yarn Type

ECONYL® Solution-Dyed
Nylon and Solution-Dyed
Nylon Monofilament

Dye Method

Solution Dyed

Nominal Total Thickness

0.391" (9.9 mm)

Recommended Maintenance

Daily vacuum, deep clean
via hot water extraction

Recommended Installation Methods

Tiles (50cm x 50cm):



ASHLAR



MONOLITHIC



QUARTER TURN



MONOLITHIC



ASHLAR



HERRINGBONE

Discover our comprehensive
Entrance Flooring categories



OBEX™
GRID



OBEX™
BAR



OBEX™
TILE



Scan to view
the full Entrance
Flooring line.



OBEX™
IDENTITY
TILE

Make an impression with custom graphics
printed on the OBEX™ Identity Tile platform.

Milliken™

Customer Concierge 800.824.2246 | millikenfloors.com
© 2024 Milliken & Company | Design © Milliken & Company

2710035904
CP 0724

Scan to explore
the collection.



Declare.

M/PACT™
CARBON NEUTRAL PROGRAM



Images in this brochure and architect folder are approximate for color and
pattern scale. Please use actual samples to make your final selections.

SHOWN ON THE COVER

(Front) CutX/Fiber in Grey FRX235-27 and Cut/Footpath in Grey
FOC235-27. (Back) Cut/Contour in Grey CNC27.