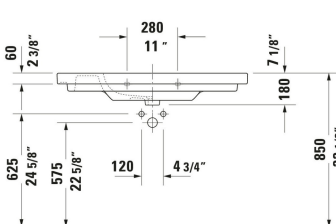
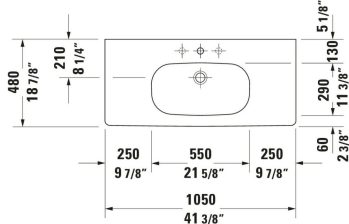
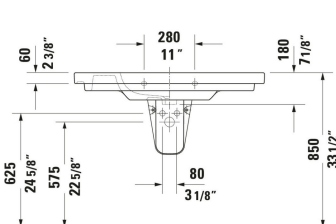
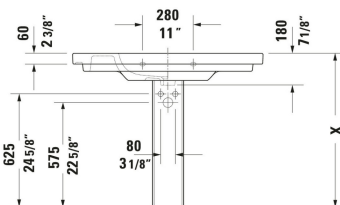


D-Code Wall Mounted Sink # 03421000002 / 03421000302

| < 41 3/8 " > |



Wall Mounted Sink	Dimension	Weight	Order number
Rectangular, Includes faucet deck: Yes, Overflow: Yes, Underside glazed, Back side glazed: No, 41 3/8 ", ADA: Yes			
Colors			
00 White			
Variant			
● White High Gloss, Number of basins: 1 Middle, Number of faucet holes: 1 Middle, cUPC listed: No	41 3/8 "x7 1/8 "	67.241 lb	03421000002
●●● White High Gloss, Number of basins: 1 Middle, Number of faucet holes: 3 Middle, Soap dispenser position: Left, cUPC listed: No	41 3/8 "x7 1/8 "	67.241 lb	03421000302
Infobox			
Space-saving siphon is recommended in conjunction with vanity unit / To attach washbasins from a size of 1000 mm, two attachments with article no. # 6951000000 are required			
Spare parts			
P-Trap White, Connection dimensions: 1 1/4"	14 1/8 x 15 3/8 "	0.82 lb	005076
Towel Bar Number of arms:	39 3/4 x 2 1/2 "	1.279 lb	003035
Suitable products			
Sink Shroud Installation Type: Wall-mounted, 9 5/8 x 10 1/2 "	9 5/8 x 10 1/2 "		085718
Pedestal Installation Type: Floorstanding, 6 3/4 x 7 1/2 "	6 3/4 x 7 1/2 "		086327
Vanity Cabinet Number of drawers: 1, Handle Silver, Slow close, Lay-in compartment Optional, Required Items: Wall Mounted Sink D-Code # 034210, 39 3/8 x 17 7/8 "	39 3/8 x 17 7/8 "		KT6668

D-Code Wall Mounted Sink # 03421000002 / 03421000302

|< 41 3/8 " >|

Vanity Cabinet Number of drawers: 2, Handle Silver, Siphon cut-out: Yes, Panel: Yes, Slow close, Lay-in compartment Optional, Required Items: Wall Mounted Sink D-Code # 034210, 39 3/8 x 17 7/8 "

KT6648

All drawings contain the necessary measurements which are subject to standard tolerances. They are stated in inch & mm and are non-binding. Exact measurements, in particular for customized installation scenarios, can only be taken from the finished ceramic piece.