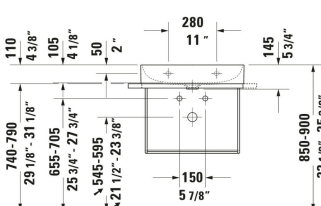
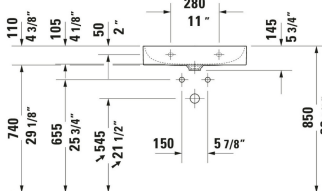
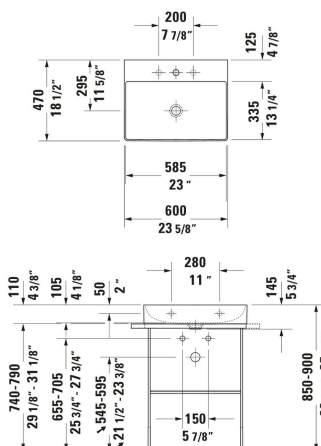
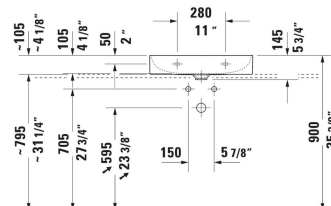


# DuraSquare Wall Mounted Sink # 2353600041 / 2353600044 / 2353600071 / 2353600073

| < 23 5/8 " > |



Wall Mounted Sink	Dimension	Weight	Order number
DuraCeram®, Rectangular, Number of basins: 1, Includes faucet deck: Yes, Overflow: No, Includes ceramic drain cover, Includes slotted waste, Underside glazed, Back side glazed: No, 23 5/8 ", WaterSense: No, cUPC listed: No, UL: No, cC/IAPMO®: No			
Colors			
00 White			
Variant			
● White High Gloss, Number of basins: 1 Middle, Number of faucet holes: 1 Middle	23 5/8 "x5 3/4 "	33.290 lb	2353600041
●●● White High Gloss, Number of basins: 1 Middle, Number of faucet holes: 3 Middle, Soap dispenser position: Left, cUPC listed: Yes	23 5/8 "x5 3/4 "	33.290 lb	2353600044
● White High Gloss, Number of basins: 1 Middle, Number of faucet holes: 1 Middle, Ground	23 5/8 "x5 3/4 "	33.290 lb	2353600071
●●● White High Gloss, Number of basins: 1 Middle, Number of faucet holes: 3 Middle, Ground, Soap dispenser position: Left	23 5/8 "x5 3/4 "	33.290 lb	2353600073
Spare parts for White High Gloss, Number of basins: 1 Middle, Number of faucet holes: 1 Middle			
P-Trap Material: Brass, Outlet: horizontal, Suitable for Wall Mounted Sink	2 3/4 x 16 3/4 "	3.307 lb	005036
Suitable products			
Shelf Insert Material: Glass, 22 1/2 x 15 "	22 1/2 x 15 "		009964
Console Installation Type: Sink mounted, Hardware included: Yes, Reversible: Yes, Includes towel rail: Yes, 26 1/8 x 17 3/4 "	26 1/8 x 17 3/4 "		003102

**DuraSquare Wall Mounted Sink # 2353600041 / 2353600044 / 2353600071 / 2353600073**

| < 23 5/8 " > |

Console Installation Type: Floorstanding, Sink mounted, Adjustable height: 2 ", Hardware included: Yes, Reversible: Yes, Includes towel rail: Yes, 26 1/8 x 17 3/4 "	003101
Vanity Cabinet Number of drawers: 1, Includes vanity top: Yes, Faucet holes possible, Handle, Slow close, Lay-in compartment Optional, 31 1/2 x 21 5/8 "	DE4947
Vanity Cabinet Number of drawers: 1, Includes vanity top: Yes, Faucet holes possible, Handle, Slow close, Lay-in compartment Optional, 47 1/4 x 21 5/8 "	DE4949
Vanity Cabinet Number of drawers: 1, Number of drawers: 1, Includes vanity top: Yes, Faucet holes possible, Handle, Siphon cut-out: Yes, Panel: Yes, Slow close, Lay-in compartment Optional, 31 1/2 x 21 5/8 "	DE4967
Vanity Cabinet Number of drawers: 1, Number of drawers: 1, Includes vanity top: Yes, Faucet holes possible, Handle, Siphon cut-out: Yes, Panel: Yes, Slow close, Lay-in compartment Optional, 39 3/8 x 21 5/8 "	DE4968
Vanity Cabinet Number of drawers: 1, Number of drawers: 1, Includes vanity top: Yes, Faucet holes possible, Handle, Siphon cut-out: Yes, Panel: Yes, Slow close, Lay-in compartment Optional, 47 1/4 x 21 5/8 "	DE4969

*All drawings contain the necessary measurements which are subject to standard tolerances. They are stated in inch & mm and are non-binding. Exact measurements, in particular for customized installation scenarios, can only be taken from the finished ceramic piece.*