



Kimball®

Work|Able®
designed by Brian Graham



Create Functional, Expressive Walls

Designed to maximize wall space and integrate functionality into open plan environments, Work|Able is a modern approach to maximizing efficiency. With simplicity in design, it facilitates collaboration and provides a new way to leverage

the capabilities of walls. This complete wall system can create functional, expressive vertical spaces by utilizing a unique palette of materials that range from cork and raw metal to pegboard and butcher block.

Also shown
Task Chair: **Joya**®

Please reference the price list for full statement of line and material options.

Tiles




TFL



Slat




Back-Painted Glass



Fabric and Technology



Cork




Pegboard

Worksurfaces



Rectangular



Rectangular with
Soft-Radius Corners



Asymmetric with
Soft-Radius Corners

Supports

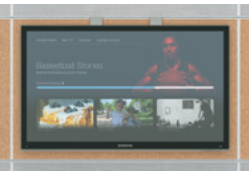


Worksurface Support,
shown in Wood

Accessories



Markerboard/Flip Chart
Holder



Traxx-Mount TV Bracket
Holder

Shelves



Shelf with Utility Cup




Shelf with Planter




Shelf


Pegboard Accessories



Vertical File Holder



Basket



Coat Hook



Work|Able®

designed by Brian Graham

